




# Annual Report of Nonfinancial Data

For Year Ended August 31, 2013





December 20, 2013

The Honorable Rick Perry, Governor  
Ms. Ursula Parks, Director, Legislative Budget Board  
John M. Keel, CPA, State Auditor

Dear Governor Perry, Ms. Parks and Mr. Keel:

We are pleased to submit the *Annual Report of Nonfinancial Data* for the Comptroller of Public Accounts, the Comptroller's Judiciary Section, the Comptroller's Fiscal Programs, the Comptroller's Treasury Operations Fiscal Agency, the Texas Prepaid Higher Education Tuition Board, the Texas Treasury Safekeeping Trust Company and the State Energy Conservation Office for the year ending Aug. 31, 2013, in compliance with Texas Government Code Annotated, Section 2101.0115, and in accordance with the requirements established by the Governor's Office of Budget and Planning.

The accompanying report has not been audited and is considered to be independent of the agency's *Annual Financial Report*.

If you have any questions, please contact Robert Chapa, manager of our Budget and Internal Accounting Division, at [robert.chapa@cpa.state.tx.us](mailto:robert.chapa@cpa.state.tx.us) or 512-463-4762.

Sincerely,

Susan Combs

cc: Robert Chapa





# 2013 Annual Report of Nonfinancial Data

---

## Table of Contents

Transmittal Letter.....	i
<b>COMPTROLLER OF PUBLIC ACCOUNTS (304)</b>	
Schedule of Bonded Employees .....	3
Schedule of Space Occupied .....	4
Schedule of Professional/Consulting Fees and Legal Service Fees .....	6
Multistate Tax Commission Report.....	8
HUB Strategic Plan Progress Report.....	9
Appropriation Item Transfers .....	10
Schedule of State-Owned or Leased Vehicles Used by State Employees.....	11
Schedule of Vehicles Purchased .....	12
<b>COMPTROLLER’S JUDICIARY SECTION (241)</b>	
Appropriation Item Transfers .....	15
<b>COMPTROLLER – STATE FISCAL (902)</b>	
Schedule of Professional/Consulting Fees .....	19
HUB Strategic Plan Progress Report.....	22
<b>COMPTROLLER TREASURY – FISCAL (311)</b>	
Schedule of Professional/Consulting Fees and Legal Service Fees .....	25
<b>TEXAS TREASURY SAFEKEEPING TRUST COMPANY (930)</b>	
Schedule of Professional/Consulting Fees and Legal Service Fees .....	29
<b>TEXAS PREPAID HIGHER EDUCATION TUITION BOARD (315)</b>	
Schedule of Bonded Employees .....	33
Schedule of Professional/Consulting Fees and Legal Service Fees .....	34
HUB Strategic Plan Progress Report.....	35
<b>COMPTROLLER STATE ENERGY CONSERVATION OFFICE (907)</b>	
Schedule of Professional/Consulting Fees .....	39
HUB Strategic Plan Progress Report.....	40



# Comptroller of Public Accounts (304)

---

## **NONFINANCIAL DATA STATEMENTS**





## **Schedule of Bonded Employees**

For the Fiscal Year Ended August 31, 2013

### **Fidelity Bond Coverage**

The Dragoo Insurance Agency carried on August 31, 2013, a \$1,000,000, per loss, faithful performance blanket bond on the Texas State Comptroller of Public Accounts and her employees, with a \$25,000 deductible.

In addition, the agency has director, officer, and board member liability insurance through Arthur J. Gallagher Risk Management Services, Inc. The insured under this policy are the Comptroller of Public Accounts (304), the State Energy Conservation Office (907), and the Texas State Treasury Safekeeping Trust Company (930). The coverage amount as of August 31, 2013, was an aggregate amount of \$5,000,000.

UNAUDITED  
Comptroller of Public Accounts (304)

## Schedule of Space Occupied

For the Fiscal Year Ended August 31, 2013

Location	Address	Lessor
<b>STATE OWNED OFFICE BUILDINGS</b>		
Austin	LBJ Building, Austin, Texas* Stephen F. Austin Bldg., Austin, Texas Central Svcs. Building, Austin, Texas Rusk Building, Austin, Texas**	
Waco	Waco State Office Bldg., Waco, Texas	
El Paso	El Paso Office Bldg., El Paso, Texas	
<b>LEASED SPACE</b>		
Austin Warehouse	1811 Airport Blvd., Austin, Texas	1811 Limited Partnership
Staff Development	2015 S. IH-35, Austin, Texas	CL & G Joint Venture
<b>AUDIT-ENFORCEMENT, IN-STATE:</b>		
Abilene Audit & Enforcement	209 S. Danville Drive, Ste. C222 & C202	L. J. Property
Amarillo Audit & Enforcement	7120 I-40 West, Bldg. A, Ste. 240 & 220	Amarillo ISD
Beaumont Audit & Enforcement	6442 & 6440 Concord Road	Walker Brothers Properties, LLC
Corpus Christi Audit & Enforcement	400 Mann Street, Ste. 608 & 600	Bayview Tower, GP
Dallas N.E. Audit & Enforcement	9221 LBJ Freeway, Ste. 200 & 100	Neelgiri Investments, LLC
Dallas W. Audit	2655 Villa Creek Drive, Ste. 270	Gupta Properties - One Metro, LLC
Euleuss Audit	831 W. Euleuss Blvd., Ste. 7	Aspen Properties, JV
Fort Worth Audit	6320 Southwest Blvd., Ste. 201	RP Partners, LTD
Houston N.W. Audit & Enforcement	1919 North Loop West, Ste. 311 & 510	Weingarten Realty Investors
Houston S. Audit	2656 South Loop West, Ste. 400	South Loop 2656, LLC
Houston W. Audit	1260 Pin Oak Road, Ste. 210	Pin Oak Atrium
Lubbock Audit & Enforcement	6202 Iola Avenue, Ste. 900B	Alliance Realty Services
McAllen Audit & Enforcement	3231 North McColl Rd.	Alonzo Cantu
Odessa Audit & Enforcement	4682 E. University Blvd., Ste. 200	American Heritage Commercial Properties, Inc.
San Antonio Audit	6875 Bandera Road	Mina Properties, LTD
Tyler Audit & Enforcement	3800 Paluxy Drive, Ste. 300	Genecov Investments, LTD
<b>AUDIT, OUT-OF-STATE:</b>		
Chicago	2809 Butterfield Road, Ste. 340	Inland Continental Property Management Corp.
Los Angeles	17777 Center Court Drive N., Suite 700	Arden Realty Limited Partnership
New York	215 Lexington Ave., 19th Floor	205-215 Lexington Ave. Associates, LLC
Tulsa	10830 E. 45th Street, Ste. 201, Bldg. C	Joshua Operating Co., LLC
<b>ENFORCEMENT, IN-STATE:</b>		
Arlington Enforcement	2108 E. Randol Mill Road, Ste. 100	2108 Randol Mill Road, LLC
Austin Call Center	2015 S. IH-35, Ste. 300, Austin, Texas	CL & G Joint Venture
Brownsville Enforcement	1900 N. Expressway, Ste. C-1	Water Tower Development, LLC
Bryan Enforcement	1713 Broadmoor, Ste. 300	Donald A. Ball
Dallas S.W. Enforcement	7222 S. Westmoreland Rd., Ste. 100	El Snpr Reo Holdings, LLC
Denton Enforcement	400 S. Carroll Blvd., Ste. 1000	James A. Blanton
Fort Worth Enforcement****	4040 Fossil Crk. Blvd., Ste. 100	Perry-Tubb Holdings, LLP
Houston S.W. Enforcement	7011 Harwin Drive, Ste. 186	Gillett Properties, LTD
Laredo Enforcement	1202 East Del Mar Blvd., Ste. 1	ANB Resources - Laredo, LTD
Longview Enforcement***	414 East Loop 281, Ste. 9	Coldwell Banker Commercial Lenhart
Lufkin Enforcement	306 Harmony Hill Dr., Ste. A	Tulane Plaza I, LTD
San Angelo Enforcement	3127 Executive Drive	San Angelo's Executive Plaza, LLC
San Antonio N.E. Enforcement	3300 Nacogdoches, Ste. 105	AEA Investments III, LLC
San Antonio N.W. Enforcement	9514 Console Drive, Ste. 102	AGS Real Estate Investment, LLC
San Antonio S.W. Enforcement	1121 S. W. Military Drive, Ste. 103	Majors Real Estate Enterprises, Inc.
Sherman Enforcement	1800 Teague Drive, Ste. 110	First National Bank
Victoria Enforcement	2208 Leary Lane, Ste. 200	Carlos Villarreal
Wichita Falls Enforcement	925 Lamar, Ste. 1900	The Marchman II, LTD

\* The Central Svcs. Bldg. FTE and square footage totals include the Texas Prepaid Higher Tuition Board (315). They have 15 employees, and occupy 2,473 square feet. The LBJ Building totals also include the State Energy Conservation Office (907) which has 13 employees, who occupy 2,194 square feet in the LBJ Bldg.

\*\* The Texas Treasury Safekeeping Trust Company has 62 employees, who occupy 12,802 of the 33,087 square feet in the Rusk Bldg.

\*\*\* The Longview office is open only one day a week and is staffed with employees who drive from the Tyler office.

\*\*\*\* In fiscal year 2013, the Fort Worth Enforcement Office was closed. A new Enforcement office was opened in Arlington.

UNAUDITED  
Comptroller of Public Accounts (304)

## Schedule of Space Occupied (concluded)

For the Fiscal Year Ended August 31, 2013

Lease No.	Type	Sq. Ft.	FTE's	Cost Per Sq. Ft.	Cost Per Month	Annual Cost	Length of Contract
	Office	212,942	1,090				
	Office	32,874	171				
	Office	42,228	269				
	Office	33,087	119				
	Office	3,710	14				
	Office	6,034	29				
<b>State Owned Office Building Total</b>		<u>330,875</u>	<u>1,692</u>				
6728	Warehouse	26,287	12	\$ 0.70	\$ 18,457.47	\$ 221,489.68	5/1/13 thru 4/30/23
10337	Office	10,905	6	1.45	15,825.39	189,904.68	1/1/07 thru 12/31/16
8976	Office	3,750	15	0.67	2,511.43	30,137.16	8/1/10 thru 7/31/15
9612	Office	3,346	16	0.90	3,002.76	36,033.12	5/1/12 thru 4/30/17
10142	Office	4,404	21	0.98	4,299.56	51,594.66	3/1/11 thru 2/28/16
10436	Office	3,965	23	0.87	3,466.13	41,593.56	1/1/13 thru 12/31/15
10413	Office	14,222	90	1.17	16,693.65	200,323.80	9/1/12 thru 8/31/17
20054	Office	9,579	77	1.11	10,656.13	127,873.61	7/1/04 thru 6/30/14
1528	Office	4,696	20	1.46	6,866.08	82,392.95	2/1/10 thru 1/31/15
9841	Office	5,000	37	1.21	6,027.43	72,329.19	12/1/12 thru 11/30/17
10427	Office	18,236	123	1.20	21,907.68	262,892.16	9/1/12 thru 8/31/17
1245	Office	8,056	62	1.62	13,060.82	156,729.84	9/1/09 thru 8/31/14
20200	Office	5,500	37	1.65	9,075.00	108,900.00	12/1/09 thru 11/30/14
10360	Office	3,394	17	0.96	3,251.11	39,013.30	7/1/12 thru 6/30/17
6686	Office	4,450	19	1.27	5,646.56	67,758.71	1/1/10 thru 12/31/14
20112	Office	3,900	16	0.99	3,854.61	46,255.33	9/1/09 thru 8/31/14
1192	Office	7,252	56	0.95	6,911.49	82,937.88	4/1/10 thru 3/31/15
9797	Office	5,100	38	1.12	5,721.91	68,662.92	9/1/12 thru 8/31/17
20141	Office	3,400	19	1.75	5,950.15	71,401.76	5/1/07 thru 4/30/17
20162	Office	3,092	27	3.14	9,699.19	116,390.24	2/1/13 thru 1/31/18
1761	Office	4,707	23	4.76	22,397.97	268,775.67	9/01/10 thru 8/31/20
1559	Office	2,153	10	1.22	2,624.49	31,493.89	11/1/09 thru 10/31/14
20343	Office	5,696	17	1.35	7,713.33	30,853.32	5/1/13 thru 4/30/18
10337	Office	18,195	70	1.45	26,406.14	316,873.68	1/1/07 thru 12/31/16
20131	Office	1,936	7	1.47	2,842.66	34,111.92	7/1/07 thru 6/30/17
20065	Office	1,216	5	1.14	1,386.24	16,634.88	4/1/09 thru 3/31/14
20034	Office	3,916	16	1.48	5,776.13	69,313.56	12/1/08 thru 11/30/13
1733	Office	1,800	8	1.37	2,467.50	29,610.00	10/1/10 thru 9/30/15
9996	Office	4,966	0	1.14	5,650.43	45,203.44	5/1/08 thru 4/30/13
11581	Office	3,869	30	1.23	4,762.08	57,144.99	12/1/11 thru 11/30/16
8087	Office	2,725	10	1.18	3,211.49	38,537.88	6/1/13 thru 5/31/18
20237	Office	495	0	1.20	594.00	7,128.00	7/1/10 thru 6/30/15
10506	Office	1,200	4	1.03	1,241.60	14,899.21	8/1/13 thru 7/31/18
20078	Office	1,360	3	0.62	838.67	10,064.04	8/1/09 thru 7/31/14
10250	Office	1,000	4	1.14	1,136.58	13,638.96	5/1/11 thru 2/28/14
9328	Office	5,782	22	0.96	5,546.69	66,560.28	5/1/06 thru 4/30/16
20269	Office	1,926	4	1.51	2,902.77	34,833.22	10/1/11 thru 9/30/21
9802	Office	852	4	1.27	1,085.13	13,021.56	9/1/10 thru 8/31/15
11840	Office	1,820	5	1.29	2,349.41	28,192.97	4/1/10 thru 7/31/15
20049	Office	1,166	4	0.77	902.60	10,831.20	3/31/04 thru 6/30/14
<b>Leased Space Total</b>		<u>215,314</u>	<u>977</u>		<u>\$ 274,720.47</u>	<u>\$ 3,212,337.22</u>	
<b>Grand Total</b>		<u>546,189</u>	<u>2,669</u>		<u>\$ 274,720.47</u>	<u>\$ 3,212,337.22</u>	

UNAUDITED  
Comptroller of Public Accounts (304)

## Schedule of Professional/Consulting Fees and Legal Service Fees

For the Fiscal Year Ended August 31, 2013

Name	Service Performed	Amount
<b>PROFESSIONAL/CONSULTING FEES</b>		
Adjacent Technologies, Inc.	Computer Programming Services	\$ 402,955.00
Agileassets, Inc.	Educational/Training Services	7,000.00
Allied Consultants	Computer Programming Services	73,180.25
Anne Marie Thompson	Consultant Services – Other	8,062.50
Apex Systems, Inc.	Computer Programming Services	54,000.00
Austin Ribbon & Computer Supplies	Computer Programming Services	316,079.69
Bill Carson Design, Inc.	Consultant Services – Other	4,900.00
Bruce Evin Truitt	Consultant Services – Other	1,414.58
Business Intelligence Training Associates, LLC	Educational/Training Services	20,565.00
C & T Information Technology Consulting, Inc.	Computer Programming Services	45,045.00
Calyptus Consulting Group, Inc.	Educational/Training Services	24,314.46
CIMA Solutions Group, LTD	Computer Programming Services	49,200.00
Computer Consultants International, Inc.	Computer Programming Services	51,516.00
Cooper Consulting Company	Computer Programming Services	21,093.80
Creative Breakthroughs Incorporated	Educational/Training Services	44,700.17
Daman Consulting	Computer Programming Services	60,926.00
Deloitte Consulting, LLP	Computer Programming Services	278,813.02
Digitek Software, Inc.	Computer Programming Services	11,160.00
DISC, Inc.	Data Processing Services	315.35
Gateway One Consulting, Inc.	Computer Programming Services	20,455.00
IBM Corporation	Computer Programming Services	77,418.00
Inlakech	Other Professional Services	2,800.00
International Consulting Acquisition Corporation	Computer Programming Services	266,000.00
James Bishop Ward	Computer Programming Services	196,897.50
Janet Hasty	Educational/Training Services	25,909.71
Juan R. De Luna, CPA	Financial and Accounting Services	29,037.33
Karen Evertson	Other Professional Services	24,000.00
Kenneth Voss	Educational/Training Services	3,650.00
Lava Studios, Inc.	Other Professional Services	4,700.00
Law Offices of Mark Litwak & Associates	Other Witness Fees	18,410.51
Lori L. Taylor	Consultant Services – Other	7,637.50
Lynda Com, Inc.	Educational/Training Services	1,750.00
MGT of America, Inc.	Other Professional Services	47,200.00
Neos Consulting Group, LLC	Computer Programming Services	161,493.00
Nipun Systems, Inc.	Computer Programming Services	53,465.75
Northrop Grumman Systems Corporation	Computer Programming Services	72,715.14
Objectec, LLC	Computer Programming Services	155,774.86
Office of the Attorney General	Other Witness Fees	30,000.00
Pitney Bowes	Educational/Training Services	33.00
Presidio Networked Solutions, Inc.	Computer Programming Services	9,000.00
Rackpace US, Inc.	Computer Programming Services	2,260.80
Remmert & Associates, Inc.	Computer Programming Services	1,400.00
Resource Integrators, LLC	Computer Programming Services	261,271.00
Ron K. Bates	Other Professional Services	2,400.00
Sense Corp.	Computer Programming Services	395,000.00
Shelton Presort, Inc.	Educational/Training Services	3,970.00
SHI Government Solutions, Inc.	Computer Programming Services	19,830.00
Sistema Technologies, Inc.	Computer Programming Services	58,240.00
STATCOM	Consultant Services – Approved by Governor's Office	34,349.00
State Auditor's Office	Financial and Accounting Services	16,876.34
State Office of Administrative Hearings	Other Professional Services	460,934.77
Summus Industries, Inc.	Computer Programming Services	19,000.15
Systems Evolution, Inc.	Computer Programming Services	85,680.00
Ted Whitmer	Other Professional Services	29,250.00
Terravalue Data Services, Inc.	Consultant Services – Other	24,440.00
Texas Bond Review Board	Other Professional Services	30,609.60
Texas Facilities Commission	Educational/Training Services	4,820.00
Texas Govlink, Inc.	Computer Programming Services	62,634.00
Texas Workforce Commission	Other Professional Services	5,543.00
The Network, Inc.	Other Professional Services	4,250.00
Tim S. Wooten	Consultant Services – Other	66,000.00
University of Texas at Austin	Educational/Training Services	20,672.38
University of Texas at Dallas	Consultant Services – Other	104,143.96

*Continued on the following page*

UNAUDITED  
*Comptroller of Public Accounts (304)*

## Schedule of Professional/Consulting Fees and Legal Service Fees (concluded)

For the Fiscal Year Ended August 31, 2013

Name	Service Performed	Amount
<b>PROFESSIONAL/CONSULTING FEES (concluded)</b>		
VREF Publishing, Inc.	Data Processing Services	\$ 3,786.30
William D. Agee Consulting, Inc.	Other Professional Services	67,247.31
Workers Assistance Program, Inc.	Other Professional Services	49,088.96
Xerox State & Local Solutions, Inc.	Computer Programming Services	12,586,291.65
Total Professional/Consulting Fees		17,103,577.34
<b>LEGAL SERVICE FEES</b>		
Burch, Porter & Johnson, PLLC	Legal Services – Approval by Attorney General Not Required	14,423.39
Fulbright & Jaworski, LLP	Legal Services – Approval by Attorney General Not Required	17,718.75
Graves, Dougherty, Hearon & Moody, PC	Legal Services – Approval by Attorney General Not Required	12,221.50
Locke Lord, LLP	Legal Services – Approval by Attorney General Not Required	5,269.95
Total Legal Service Fees		49,633.59
Total Professional/Consulting Fees and Legal Service Fees		\$ 17,153,210.93

## Miscellaneous Supplementary Information Multistate Tax Commission Report

For the Fiscal Year Ended August 31, 2013

<b>Activities</b>	<b>Revenues</b>	<b>Expenditures</b>
Travel for Conferences/ Meetings	\$	\$ 3,628.21
Audit and Nexus Program Fees	243,211.79	
Annual Membership Assessments		217,867.00
<b>Total</b>	<b>\$ 243,211.79</b>	<b>\$ 221,495.21</b>

Note:

Revenues represent previously unreported taxes collected in the current fiscal year from entities for report periods as negotiated through the Multistate Tax Commission Nexus Program.

The expenditure activity above is for Comptroller's office employees only.


## HUB Strategic Plan Progress Report

For the Fiscal Year Ending August 31, 2013

(Source: Texas Government Code, Title 10, Subtitle D, Section 2161.124)

Goal – Strategic Plan HUB Goal Actual = % Spent with HUBs from HUB Report	Actual for FY 12	Actual for FY 13	Goal for FY 14
Heavy Construction other than Buildings	N/A	N/A	N/A
Building construction, including general contractors and operative builders contracts	N/A	N/A	N/A
Special trade construction contracts	52.78%	69.98%	32.70%
Professional services contracts	0.00%	0.00%	23.60%
Other services contracts	35.15%	39.44%	24.60%
Commodities contracts	14.50%	48.09%	21.00%

Prepared By:   
 Printed Name: Cassandra Johnson  
 Phone Number: (512) 463-4232

Approved by:   
 Printed Name: Stephen M. Donald, Area Manager  
 Phone Number: (512) 475-5654

UNAUDITED  
Comptroller of Public Accounts (304)

## Appropriation Item Transfers\*

For the Fiscal Year Ended August 31, 2013

**ITEM OF APPROPRIATION**

	Transfers - In	Transfers - Out	Net Transfers
<b>A. Goal: Compliance with Tax Laws</b>			
<b>Strategies:</b>			
A.1.1. (13001) Ongoing Audit Activities	\$ 1,377,077.46	\$ 27,767,748.40	\$ (26,390,670.94)
A.2.1. (13002) Tax Laws Compliance	16,638,618.06	32,547,516.27	(15,908,898.21)
A.3.1. (13003) Taxpayer Information	841,999.21	5,691,503.51	(4,849,504.30)
A.4.1. (13004) Tax Hearings	307,168.06	1,819,686.97	(1,512,518.91)
<b>Total Goal A: Compliance with Tax Laws</b>	<u>19,164,862.79</u>	<u>67,826,455.15</u>	<u>(48,661,592.36)</u>
<b>B. Goal: Manage Fiscal Affairs</b>			
<b>Strategies:</b>			
B.1.1. (13005) Accounting/Reporting	17,364,107.26	17,051,868.14	312,239.12
B.2.1. (13009) Property Tax Program	1,818,351.24	3,093,232.36	(1,274,881.12)
B.3.1. (13010) Fiscal Research and Studies	429.00	116,431.27	(116,002.27)
B.4.1. (13014) Treasury Operations	235,027.52	1,366,455.97	(1,131,428.45)
B.5.1. (13027) Procurement	724,371.36	1,549,505.04	(825,133.68)
B.6.1. (13029) Council on Competitive Government	0.00	210,705.00	(210,705.00)
<b>Total Goal B: Manage Fiscal Affairs</b>	<u>20,142,286.38</u>	<u>23,388,197.78</u>	<u>(3,245,911.40)</u>
<b>C. Goal: Tax and Financial Information Technology</b>			
<b>Strategies:</b>			
C.1.1. (13011) Revenue and Tax Processing	831,465.46	12,775,579.14	(11,944,113.68)
<b>Total Goal C: Tax and Financial Information Technology</b>	<u>831,465.46</u>	<u>12,775,579.14</u>	<u>(11,944,113.68)</u>
<b>Administrative and Support Cost</b>			
(13901,13902, 13903, 13904, 13905)	70,183,925.68	6,332,308.24	63,851,617.44
<b>NET APPROPRIATION ITEM TRANSFERS</b>	<u>\$ 110,322,540.31</u>	<u>\$ 110,322,540.31</u>	<u>\$ 0.00</u>

\* This schedule does not include benefit replacement pay or transfers to other state agencies.



## Schedule of State-Owned or Leased Vehicles Used by State Employees

For the Fiscal Year Ended August 31, 2013

Employee Name	Job Title	Reason for Authorization
<b>SUPPORT SERVICES</b>		
<b>Agency Support Operations</b>		
Ruben Ramirez	Prog. Spec. IV	Team Leader
Adrian Gutierrez	Drafting Tech. II	Space Planner
Steve Gomez	Admin. Asst. IV	Agency Messenger Runs
Cecil Harden	Admin. Asst. III	Agency Messenger Runs
Jose Ramos	Admin. Asst. II	Agency Messenger Runs
Michael Vassar	Admin. Asst. II	Agency Messenger Runs
Mario Luna	Admin. Asst. III	Agency Messenger Runs
Larry Gonzales	Admin. Asst. II	Agency Messenger Runs
<b>Warehouse Operations</b>		
Isaac Martinez	Admin. Asst. II	Deliveries to local Comptroller Offices
Willie Simpson	Admin. Asst. IV	Deliveries to local Comptroller Offices
Leonard Coffee	Admin. Asst. II	Deliveries to local Comptroller Offices
Jack Oliva	Admin. Asst. IV	Deliveries to local Comptroller Offices
<b>DOCUMENT MANAGEMENT</b>		
<b>Mail Operations</b>		
Pedro Flores	Admin. Assist. II	Mail Delivery to Vendor
Melvin Ikner	Admin. Assist. IV	Mail Delivery to Vendor
<b>INNOVATION AND TECHNOLOGY</b>		
<b>Infrastructure</b>		
Matthew Ornelas	Sys. Analyst III	Retrieve tapes from the Texas Records Center
John Galavez	Sys. Analyst III	Retrieve tapes from the Texas Records Center
Enrique Morales	Sys. Supp. Spec. IV	Transport data equipment to local Comptroller Offices
<b>ACCOUNT MAINTENANCE</b>		
Selom Agbottah	Accounts Examiner III	Transport tobacco stamps from the Rusk to LBJ state office Bldg.
Carl Hayden	Accounts Examiner III	Transport tobacco stamps from the Rusk to LBJ state office Bldg.
<b>TPASS</b>		
<b>State Mail Operations</b>		
Chris Christine	Manager IV	Administration
Jesus Pichardo	Admin. Asst. IV	Administration
Virginia Alvarez	Admin. Asst. III	Mail Operations
Brenda Ruiz	Admin. Asst. II	Mail Operations
Oswaldo Villalva	Admin. Asst. II	Mail Operations
Dennis Davidson	Admin. Asst. II	Agency Mail Messenger
Harvey Hodde	Admin. Asst. III	Agency Mail Messenger
Frank Burton	Admin. Asst. II	Agency Mail Messenger
James Glover Jr.	Admin. Asst. II	Agency Mail Messenger
Elizabeth Gomez	Admin. Asst. II	Agency Mail Messenger
Jessica Lopez-White	Admin. Asst. II	Agency Mail Messenger

## Schedule of Vehicles Purchased

For the Fiscal Year Ended August 31, 2013

Make	Model	Year	Purchase Price	Type of Use	Fuel Efficiency Rating (City/Highway MPG)	Plate #
<b>TEXAS PURCHASING AND STATE SERVICES</b>						
Chevrolet	Express	2007	\$10,500.00	Delivery and Shuttle	15/20	114-7603

# Comptroller's Judiciary Section (241)

---

## **NONFINANCIAL DATA STATEMENTS**

UNAUDITED  
*Comptroller's Judiciary Section (241)*

UNAUDITED  
Comptroller's Judiciary Section (241)

## Appropriation Item Transfers\*

For the Fiscal Year Ended August 31, 2013

ITEM OF APPROPRIATION	Transfers – In	Transfers – Out	Net Transfers
<b>A. Goal: Judicial Salaries and Payments</b>			
<b>Strategies:</b>			
A.1.1 (13001) District Judges	\$	\$ 300,770.09	\$(300,770.09)
A.1.2 (13037) Visiting Judges - Regions	20,000.00		20,000.00
A.1.3 (13038) Visiting Judges - Appellate		70,367.00	(70,367.00)
A.1.4 (13026) Local Admin. Judge Supplement	5,759.00		5,759.00
A.1.5 (13002) District Judges-Travel	22,005.02		22,005.02
A.1.6 (13003) Judicial Salary Per Diem	1,000.00	11,853.26	(10,853.26)
A.1.7 (13045) MDL Salary and Benefits	2,470.09		2,470.09
<b>Total Goal A: Judicial Salaries and Payments</b>	<u>51,234.11</u>	<u>382,990.35</u>	<u>(331,756.24)</u>
<b>B. Goal: Prosecutor Salaries and Payments</b>			
<b>Strategies:</b>			
B.1.2 (13005) Professional Prosecutors Salaries	256,000.00		256,000.00
B.1.3 (13008) Felony Prosecutors Salaries	3,800.00		3,800.00
B.1.5 (13007) Felony Prosecutors Travel		16,000.00	(16,000.00)
B.1.6 (13009) Felony Prosecutors Expenses	6,353.26	6,000.00	353.26
<b>Total Goal B: Prosecutor Salaries and Payments</b>	<u>266,153.26</u>	<u>22,000.00</u>	<u>244,153.26</u>
<b>D. Goal: Special Programs</b>			
<b>Strategies:</b>			
D.1.2 (13027) County Attorney Supplement	31,235.98		31,235.98
D.1.3 (13014) Witness Expenses	6,000.00		6,000.00
D.1.7 (13033) National Center For State Courts	50,367.00		50,367.00
D.1.8 (13039) Juror Pay		475,000.00	(475,000.00)
D.1.10 (13043) Indigent Inmate Defense	475,000.00		475,000.00
<b>Total Goal D: Prosecutor Salaries and Payments</b>	<u>562,602.98</u>	<u>475,000.00</u>	<u>87,602.98</u>
<b>NET APPROPRIATION ITEM TRANSFERS</b>	<u>\$ 879,990.35</u>	<u>\$ 879,990.35</u>	<u>\$ 0.00</u>

\* This schedule does not include Benefit Replacement Pay transfers, transfers with other agencies or rider reduction transfers.

UNAUDITED  
*Comptroller's Judiciary Section (241)*

## Comptroller – Fiscal (902)

---

### **NONFINANCIAL DATA STATEMENTS**

UNAUDITED  
*Comptroller – State Fiscal (902)*



UNAUDITED  
Comptroller – State Fiscal (902)

## Schedule of Professional/Consulting Fees

For the Fiscal Year Ended August 31, 2013

Name	Service Performed	Amount
Abdelrazzak Aleskandrany	Other Professional Services	\$ 1,350.00
Albert A. Cannistra	Other Professional Services	1,350.00
Allan R. Lazor	Other Professional Services	7,650.00
Alvin R. Perry	Other Professional Services	2,250.00
Ann Michael	Other Professional Services	900.00
Anna Marie Thompson	Consultant Services-Other	956.25
Antonio V. Concepcion	Financial and Accounting Services	74,203.13
Art Koenings, Jr.	Financial and Accounting Services	60,000.00
Audit Services US, LLC	Financial and Accounting Services	64,145.04
Austin Ribbon & Computer Supplies	Information Technology Services	55,403.34
BAH! Design, Inc.	Other Professional Services	7,060.00
Barbara F. Stubblefield	Other Professional Services	2,025.00
Betsy V. Farver	Other Professional Services	900.00
Bill Carson Design, Inc.	Information Technology Services	7,300.00
Brenda Maldonado	Financial and Accounting Services	90,000.00
Brandon M. Barchus	Other Professional Services	2,700.00
Brandy R. Manning	Other Professional Services	675.00
Bruce W. Wettman	Other Professional Services	2,475.00
C & T Information Technology Consulting, Inc.	Information Technology Services	94,185.00
Celia C. Chang	Financial and Accounting Services	51,453.13
Charles D. Harr	Other Professional Services	1,575.00
Cherise D. Collins	Financial and Accounting Services	57,843.75
Charles L. Howard	Other Professional Services	1,175.00
Chirstina L. Falkiewicz	Other Professional Services	675.00
Cindy Alvarez	Financial and Accounting Services	72,796.88
Cindy H. Coats, CPA	Financial and Accounting Services	85,000.00
Crystal G. Cole	Other Professional Services	675.00
Cynthia E. Masters	Other Professional Services	1,125.00
Damam Consulting	Information Technology Services	91,627.00
Dan A. Northern	Financial and Accounting Services	59,953.13
Dane F. Sever	Other Professional Services	1,575.00
Daniel Altman	Other Professional Services	2,475.00
Debra Lawson	Other Professional Services	1,575.00
Delores A. Nornberg	Financial and Accounting Services	20,000.00
Demetria L. Walker	Other Professional Services	900.00
Derek Flowers	Other Professional Services	1,125.00
Derrick A. Gibson	Other Professional Services	2,250.00
Dianne S. Davis	Other Professional Services	2,700.00
Dibrell P. Dobbs	Financial and Accounting Services	84,937.50
Dixie Smith	Financial and Accounting Services	60,000.00
Donald E. Pearson	Financial and Accounting Services	6,187.50
Donna R. Harris	Other Professional Services	1,575.00
Douglas C. Brower	Other Professional Services	900.00
Elva D. Schrimpher	Other Professional Services	900.00
Emily K. Wilkin	Other Professional Services	900.00
Fernando Quintana	Other Professional Services	675.00
Frances L. Vaughan	Other Professional Services	2,025.00
Frank J. Lucco	Other Professional Services	2,475.00
Garrett State Tax Service, Inc.	Financial and Accounting Services	49,037.50
Garth Lewis	Other Professional Services	2,025.00
Gila, LLC	Financial and Accounting Services	212,421.34
Gordon Allan Wheeler	Financial and Accounting Services	75,000.00
Griffin D. Vance IV	Other Professional Services	1,350.00
Homer Max Wiesen	Financial and Accounting Services	59,578.13
Issac W. Harper	Other Professional Services	900.00
James D. Aarant	Other Professional Services	1,350.00
James E. Vale, Sr.	Other Professional Services	2,700.00
James L. Maibach	Other Professional Services	675.00
James P. Thompson	Other Professional Services	1,800.00
James R. Mattision, Jr.	Other Professional Services	900.00
James W. Dinkins	Other Professional Services	1,125.00
James W. Dirks	Other Professional Services	675.00
Jean Chan	Financial and Accounting Services	60,000.00
Jeffrey H. Kilgore	Other Professional Services	2,250.00
Jeffrey L. Bohl	Other Professional Services	1,575.00

*Continued on the following page*

UNAUDITED  
Comptroller – State Fiscal (902)

## Schedule of Professional/Consulting Fees (continued)

For the Fiscal Year Ended August 31, 2013

Name	Service Performed	Amount
Jessica Deshotel	Other Professional Services	\$ 675.00
Jett W. Rink	Other Professional Services	3,375.00
Jodi L. Sherretts	Other Professional Services	1,800.00
Joe A. Villarreal, Jr.	Other Professional Services	900.00
John F. Jacob	Other Professional Services	1,125.00
John R. Passero, Sr.	Other Professional Services	2,700.00
Joseph B. Wells	Other Professional Services	1,575.00
Kim Muckleroy	Other Professional Services	1,800.00
Kurt D. Stratton	Other Professional Services	1,575.00
Lada Angelova	Other Professional Services	1,575.00
Larry D. Durham	Other Professional Services	675.00
Leslie E. Tolliver	Other Professional Services	900.00
Leslie E. Tolliver	Other Professional Services	225.00
Linda S. Blackmon	Other Professional Services	1,350.00
Linebarger Goggan Blair & Sampson, LLP	Financial and Accounting Services	14,918.08
Lone Star Sales Tax Consulting	Financial and Accounting Services	20,000.00
Lori A. Laconta	Other Professional Services	1,575.00
Malissa Lemmon	Other Professional Services	1,350.00
Marina Roy Buenaventura, CPA	Financial and Accounting Services	89,812.50
Mark E. Burroughs, Sr.	Other Professional Services	675.00
Mark L. Fishman	Other Professional Services	1,125.00
Mary E. Coimbra	Other Professional Services	1,575.00
Max Dwain Martino, PC	Financial and Accounting Services	84,765.63
NCO Financial Systems, Inc.	Financial and Accounting Services	4,339.81
Nedzra J. Ward	Financial and Accounting Services	82,796.88
Olivia B. Ruiz	Other Professional Services	1,350.00
Paul D. Underwood	Financial and Accounting Services	99,015.63
Paul Hernandez	Financial and Accounting Services	68,828.13
Palula Gordon	Financial and Accounting Services	6,562.50
Philip E. Tan	Financial and Accounting Services	5,312.50
Pitney Bowes Software, Inc.	Data Processing Services	903,210.00
Ralph L. Buller	Other Professional Services	675.00
Randy L. McKenchnie	Other Professional Services	2,025.00
Rebecca S. Pinckard	Other Professional Services	675.00
Richard A. Skotak	Other Professional Services	2,025.00
Richard D. Wiese, Sr.	Other Professional Services	1,575.00
Robert A. Smith	Other Professional Services	1,575.00
Robert L. Jordan	Other Professional Services	1,125.00
Robert L. Wheelock	Other Professional Services	1,800.00
Robert S. Radebaugh	Other Professional Services	1,125.00
Roger L. Burrow	Other Professional Services	1,350.00
Ronald D. Canady	Other Professional Services	6,975.00
Ruzicka Reed Partnership	Financial and Accounting Services	184,859.38
Salli R. Smith	Other Professional Services	675.00
Sam W. Armstrong, PC	Financial and Accounting Services	90,328.13
Samuel O. Harris, Jr.	Other Professional Services	900.00
Samuel Stewart	Other Professional Services	1,125.00
Sharon K. Auffet	Other Professional Services	1,350.00
Sharon O. Jones	Other Professional Services	1,575.00
Sherry R. Wetsch	Other Professional Services	3,375.00
SHI Government Solutions, Inc.	Information Technology Services	7,895.00
Shirley J. Solis	Other Professional Services	675.00
State and Local Tax Group, LLC	Financial and Accounting Services	109,718.75
State Auditor's Office	Financial and Accounting Services	96,232.00
Stephanie Clark Jackson	Financial and Accounting Services	79,759.38
Stephen Broad	Financial and Accounting Services	70,000.00
Stephen G. Riddle	Other Professional Services	900.00
Stites Tax Consulting Group, GP LLC	Financial and Accounting Services	60,000.00
Suresh A. Keshani	Other Professional Services	675.00
Susan K. Annoura	Other Professional Services	900.00
Sylvia M. Phillips	Other Professional Services	1,575.00
Sylvia S. Tsang	Other Professional Services	900.00
Taygor Associates, LLC LC Gordon JR	Financial and Accounting Services	44,905.79
Teksystems, Inc.	Information Technology Services	29,179.50
Terra Hillman	Financial and Accounting Services	64,478.13

*Concluded on the following page*

UNAUDITED  
Comptroller – State Fiscal (902)

## Schedule of Professional/Consulting Fees (concluded)

For the Fiscal Year Ended August 31, 2013

Name	Service Performed	Amount
Texas Tax Consulting Group, LC	Financial and Accounting Services	\$ 39,718.75
Theunis A. Voorkamp	Other Professional Services	1,350.00
Thomas L. Korkmas	Other Professional Services	1,575.00
Thomas M. Ponce	Other Professional Services	900.00
Thomas W. Gay	Financial and Accounting Services	34,421.88
Timora Pole	Other Professional Services	2,250.00
Tod G. Franklin	Other Professional Services	675.00
Troy D. Refuge	Other Professional Services	675.00
Vernice Seriale, Jr.	Financial and Accounting Services	69,934.22
Verus Financial, LLC	Financial and Accounting Services	2,644,936.97
Victoria L. Vaughan	Other Professional Services	1,350.00
Vivian W. Huang	Other Professional Services	1,350.00
Wayne J. Wolfe	Other Professional Services	675.00
William C. Sturman	Other Professional Services	1,225.00
William J. Blythe, Jr.	Other Professional Services	1,575.00
William R. Sherman	Other Professional Services	1,800.00
William R. Smith	Financial and Accounting Services	20,000.00
Willie L. Sullivan, Jr.	Financial and Accounting Services	65,000.00
Xerox State and Local Solutions, Inc.	Financial and Accounting Services	333,595.00
Xerox State and Local Solutions, Inc.	Information Technology Services	2,263,741.32
Total Professional/Consulting Fees		<u>\$ 6,735,743.16</u>


## HUB Strategic Plan Progress Report

For the Fiscal Year Ending August 31, 2013

(Source: Texas Government Code, Title 10, Subtitle D, Section 2161.124)

Goal – Strategic Plan HUB Goal Actual = % Spent with HUBs from HUB Report	Actual for FY 12	Actual for FY 13	Goal for FY 14
Heavy Construction other than Buildings	N/A	N/A	N/A
Building construction, including general contractors and operative builders contracts	N/A	N/A	N/A
Special trade construction contracts	0.00%	0.00%	32.70%
Professional services contracts	17.50%	7.68%	23.60%
Other services contracts	18.13%	9.14%	24.60%
Commodities contracts	15.89%	58.84%	21.00%

Prepared By:



Printed Name: Cassandra Johnson

Phone Number: (512) 463-4232

Approved by:



Printed Name: Stephen M. Donald, Area Manager

Phone Number: (512) 475-5654

# Comptroller Treasury – Fiscal (311)

---

## **NONFINANCIAL DATA STATEMENTS**

UNAUDITED  
*Comptroller Treasury – Fiscal (311)*

UNAUDITED  
*Comptroller Treasury – Fiscal (311)*

## Schedule of Professional/Consulting Fees and Legal Service Fees

For the Fiscal Year Ended August 31, 2013

Name	Services Performed	Amount
<b>PROFESSIONAL/CONSULTING FEES</b>		
Financial Printing Resource, Inc.	Financial and Accounting	\$ 1,163.06
Fitch, Inc.	Financial and Accounting	42,500.00
George K. Baum & Company	Financial and Accounting	57,874.97
Grant Street Group	Financial and Accounting	45,500.00
J. P. Morgan Chase	Financial and Accounting	61,987.71
Moody's Investors Service, Inc.	Financial and Accounting	65,000.00
Standard & Poor's	Financial and Accounting	60,000.00
Texas Treasury Safekeeping Trust Co., Inc.	Investment Counseling	9,668,676.24
Total Professional/Consulting Fees		<u>10,002,701.98</u>
<b>LEGAL SERVICE FEES</b>		
Andrews Kurth, LLP	Legal Services	90,418.33
Total Legal Service Fees		<u>90,418.33</u>
Total Professional/Consulting Fees and Legal Service Fees		<u><u>\$ 10,093,120.31</u></u>

UNAUDITED  
*Comptroller Treasury – Fiscal (311)*



Texas Treasury  
Safekeeping Trust Company (930)

---

**NONFINANCIAL DATA STATEMENTS**

UNAUDITED  
*Texas Treasury Safekeeping Trust Company (930)*

## Schedule of Professional/Consulting Fees and Legal Service Fees

For the Fiscal Year Ended August 31, 2013

Name	Services Performed	Amount
<b>PROFESSIONAL/CONSULTING FEES</b>		
Aksia, LLC	Investment Counseling	\$ 677,847.01
Asset Consulting Group, Inc.	Investment Counseling	699,999.96
BlackRock Institutional Trust	Investment Counseling	10,940.47
State Street	Investment Counseling	649,435.07
The Northern Trust Company	Investment Counseling	205,915.24
Padgett Stemann & Co., L.L.P.	Financial and Accounting Services	109,525.00
QED Information Systems, Inc.	Financial and Accounting Services	151,522.25
Comptroller of Public Accounts	Other Professional Services	36,697.22
Cutter Associates	Other Professional Services	300,135.00
MSCI, Inc.	Other Professional Services	1,000.00
Russell Investments	Other Professional Services	250.00
Standard and Poor's Ratings Services	Other Professional Services	37,583.36
Strategic Insight Group	Other Professional Services	60,646.85
Total Professional/Consulting Fees		<u>2,941,497.43</u>
<b>LEGAL SERVICE FEES</b>		
Vinson & Elkins, LLP	Legal Services	3,420.61
Total Legal Services Fees		<u>3,420.61</u>
Total Professional/Consulting and Legal Services Fees		<u><u>\$ 2,944,918.04</u></u>

UNAUDITED  
*Texas Treasury Safekeeping Trust Company (930)*

# Texas Prepaid Higher Education Tuition Board (315)

---

## **NONFINANCIAL DATA STATEMENTS**

UNAUDITED  
*Texas Prepaid Higher Education Tuition Board (315)*

## **Schedule of Bonded Employees**

For the Fiscal Year Ended August 31, 2013

### **Fidelity Bond Coverage**

The Dragoo Insurance Agency, Wormley-Mitchell/GC Companies carried a faithful performance blanket bond on the Texas Comptroller of Public Accounts and her employees. On August 31, 2013, the amount of coverage was \$1,000,000 per loss with a \$25,000 deductible. The staff of the Texas Prepaid Higher Education Tuition Board are employees of the Texas Comptroller of Public Accounts.

In addition, the Texas Prepaid Higher Education Tuition Board has Public Official and Employment Practices Liability Insurance coverage for board members through Arthur J. Gallagher & Co. – Dallas. The coverage amount as of August 31, 2013, was \$2,000,000 per claim and in the aggregate with a \$100,000 deductible.

UNAUDITED  
Texas Prepaid Higher Education Tuition Board (315)

## Schedule of Professional/Consulting Fees and Legal Service Fees

For the Fiscal Year Ended August 31, 2013

Name	Service Performed	Amount
<b>PROFESSIONAL/CONSULTING FEES</b>		
Advantus Capital Management, Inc.	Investment Management Services	\$ 570,129.03
AKF Consulting, LLC	529 Consulting Services	68,398.94
College Savings Systems	Software Maintenance Services	11,231.50
Hewitt EnnisKnupp	Investment Consulting Services	300,000.00
McConnell & Jones, LLP	Financial and Accounting Services	52,610.00
Northern Trust Company	Investment Management Services	165,134.24
Northern Trust Company	Master Trust Custodian Services	25,000.00
OppenheimerFunds, Inc.	Asset Management Services	609,298.76
OppenheimerFunds, Inc.	Reimbursement of Audit Fee Expense	118,500.00
Rhumblin Advisers	Investment Management Services	47,274.60
Shenkman Capital Management	Investment Management Services	1,094,516.69
Sherman Actuarial Services, LLC	Actuarial Services	34,622.03
Total Professional/Consulting Fees		<u>3,096,715.79</u>
<b>LEGAL SERVICE FEES</b>		
Graves Dougherty Hearon Moody	Legal Services	40,556.41
Total Legal Services Fees		<u>40,556.41</u>
Total Professional/Consulting and Legal Services Fees		<u><u>\$ 3,137,272.20</u></u>
Recap by Fund Type:		
Proprietary Fund Type – Enterprise Fund 0892	Texas Guaranteed Tuition Plan	\$ 2,190,255.17
Proprietary Fund Type – Enterprise Fund 0842	Texas Tuition Promise Fund®	727,340.57
Fiduciary Fund Type – Private-Purpose Trust Fund	Texas College Savings Plans	219,676.46
Total, As Above		<u><u>\$ 3,137,272.20</u></u>




## HUB Strategic Plan Progress Report

For the Fiscal Year Ending August 31, 2013

(Source: Texas Government Code, Title 10, Subtitle D, Section 2161.124)

Goal – Strategic Plan HUB Goal Actual = % Spent with HUBs from HUB Report	Actual for FY 12	Actual for FY 13	Goal for FY 14
Heavy Construction other than Buildings	N/A	N/A	N/A
Building construction, including general contractors and operative builders contracts	N/A	N/A	N/A
Special trade construction contracts	0.00%	0.00%	32.70%
Professional services contracts	2.43%	2.38%	23.60%
Other services contracts	5.46%	4.22%	24.60%
Commodities contracts	12.54%	7.10%	21.00%

Prepared By:   
 Printed Name: Cassandra Johnson  
 Phone Number: (512) 463-4232

Approved by:   
 Printed Name: Stephen McDonald, Area Manager  
 Phone Number: (512) 475-5654

UNAUDITED  
*Texas Prepaid Higher Education Tuition Board (315)*

Comptroller State Energy  
Conservation Office (907)

---

**NONFINANCIAL DATA STATEMENTS**



## Schedule of Professional/Consulting Fees

For the Fiscal Year Ended August 31, 2013

<u>Name</u>	<u>Type of Service Rendered</u>	<u>Amount</u>
Camp Dresser & McKee	Technical Assistance	\$ 108,926.60
ESA Energy Systems Associates, Inc.	Energy Management	88,031.56
Deloitte & Touche, LLP	Fiscal & Technical Monitoring	350,073.75
Frank E. Kinsman	Building Efficiency & Retrofit	60,910.40
Jacobs Engineering Group	Technical Assistance	71,998.10
Nexant, Inc.	Energy Efficiency Best Practices	61,839.32
State Auditor's Office	Audit Services	794.69
Texas A&M Engineering Experiment Station	Training	127,187.89
Texas Energy Engineering Services, Inc.	Building Efficiency & Retrofit	212,348.90
Total Professional/Consulting Fees		<u>\$ 1,082,111.21</u>


## HUB Strategic Plan Progress Report

For the Fiscal Year Ending August 31, 2013

(Source: Texas Government Code, Title 10, Subtitle D, Section 2161.124)

Goal – Strategic Plan HUB Goal Actual = % Spent with HUBs from HUB Report	Actual for FY 12	Actual for FY 13	Goal for FY 14
Heavy Construction other than Buildings	N/A	N/A	N/A
Building construction, including general contractors and operative builders contracts	N/A	N/A	N/A
Special trade construction contracts	0.00%	0.00%	32.70%
Professional services contracts	0.00%	0.00%	23.60%
Other services contracts	1.78%	15.95%	24.60%
Commodities contracts	23.57%	5.32%	21.00%

Prepared By:   
 Printed Name: Cassandra Johnson  
 Phone Number: (512) 463-4232

Approved by:   
 Printed Name: Stephen McDonald, Area Manager  
 Phone Number: (512) 475-5654



Texas Comptroller of Public Accounts  
Publication #96-885. Revised December 2013.

For additional copies, write:

Texas Comptroller of Public Accounts  
Budget and Internal Accounting Division  
P.O. Box 13528  
Austin, Texas 78711-3528