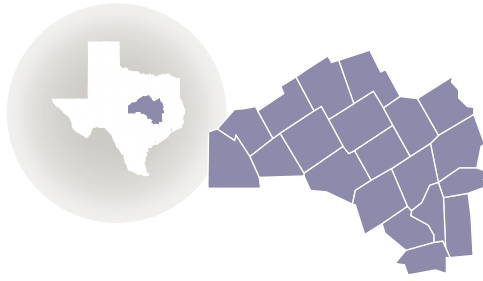


Central Texas Region

REGIONAL SNAPSHOT

The 20-county Central Texas region covers about 17,100 square miles in the heart of Texas, stretching from Hillsboro in the north to Interstate 45 in the east, to East Yegua Creek in the south to the confluence of the San Saba and Colorado rivers.

The region includes three metropolitan statistical areas (MSAs): the College Station-Bryan MSA, the Waco MSA and the Killeen-Temple MSA.



\$71.5 Billion

CENTRAL TEXAS REGION
GROSS DOMESTIC PRODUCT,
2022

ABOUT 3 PERCENT OF TEXAS' GDP OF \$2.4 TRILLION.

CENTRAL TEXAS REGION COUNTIES:

BELL	CORYELL	HAMILTON	LIMESTONE	MILLS
BOSQUE	FALLS	HILL	MADISON	ROBERTSON
BRAZOS	FREESTONE	LAMPASAS	MCLENNAN	SAN SABA
BURLESON	GRIMES	LEON	MILAM	WASHINGTON

POPULATION CHANGE (2012 TO 2022)

REGION

13.2%

TEXAS

15.1%

U.S.

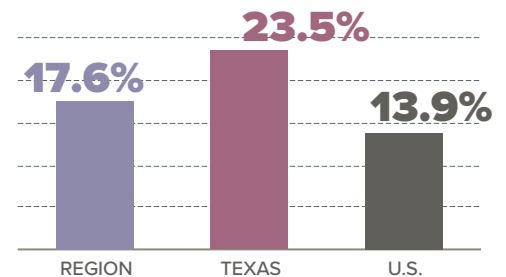
6.2%

Brazos County and Bell County led the region's growth, rising by 20.8 percent and 19.5 percent, respectively, between 2012 and 2022.

JOBS & WAGES

Around 468,000 people were employed in the region in 2022, an increase of more than 70,000 jobs from 2012. Higher education is a top industry by employment, growth and location quotient (LQ). An LQ of 1.25 or higher indicates the industry is highly concentrated and unique to the regional economy.

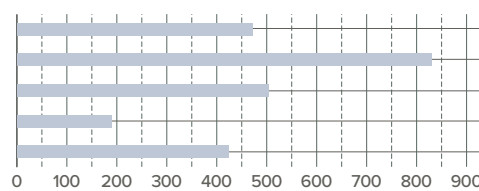
PERCENT CHANGE IN TOTAL JOBS, 2012 TO 2022



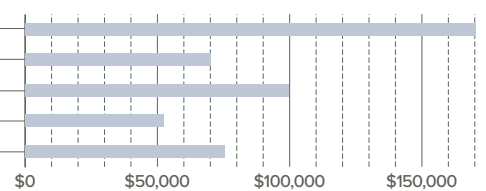
TOP INDUSTRIES BY LOCATION QUOTIENT, 2022

Industry	LQ
LESSORS OF NONFINANCIAL INTANGIBLE ASSETS (EXCEPT COPYRIGHTED WORKS)	6.59
POULTRY AND EGG PRODUCTION	5.93
COAL MINING	3.86
LIME AND GYPSUM PRODUCT MANUFACTURING	3.80
SUPPORT ACTIVITIES FOR RAIL TRANSPORTATION	3.78

LQ NUMBER EMPLOYED



AVERAGE ANNUAL WAGES

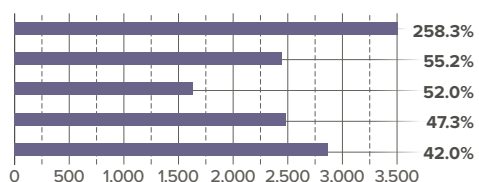


INDUSTRIES WITH LARGEST TOTAL JOBS GROWTH, 2012 TO 2022

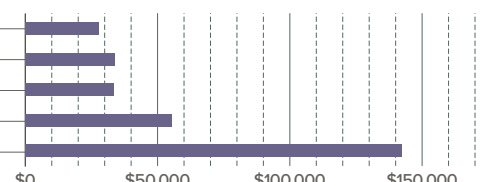
Industry	Employment Change	Percent Change
SPECIAL FOOD SERVICES	~3,500	258.3%
SERVICES TO BUILDINGS AND DWELLINGS	~2,500	55.2%
INDIVIDUAL AND FAMILY SERVICES	~1,800	52.0%
BUILDING EQUIPMENT CONTRACTORS	~2,500	47.3%
OFFICES OF PHYSICIANS	~2,800	42.0%

EMPLOYMENT CHANGE

PERCENT CHANGE



AVERAGE ANNUAL WAGES



Glenn Hegar

Texas Comptroller of Public Accounts

THE CENTRAL TEXAS REGION IS ONE OF THE COMPTROLLER'S 12 ECONOMIC REGIONS.

To see the complete 2024 Regional Reports, visit: comptroller.texas.gov/economy/economic-data/regions/2024/

Sources: JobsEQ; U.S. Bureau of Labor Statistics, *Quarterly Census of Employment and Wages*; U.S. Census Bureau; U.S. Bureau of Economic Analysis; Texas Department of Transportation; Texas Comptroller of Public Accounts

96-1779-11 (3-24)