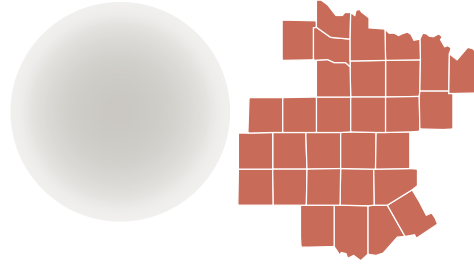


# Northwest Region

## REGIONAL SNAPSHOT

The 30-county Northwest region covers about 27,300 square miles, stretching from Oklahoma south to the Colorado River and abutting Big Spring in the west and the Fort Worth metro in the east.

The region includes two metropolitan statistical areas (MSAs): the Abilene MSA and the Wichita Falls MSA.



# \$31.4 Billion

**NORTHWEST REGION  
GROSS DOMESTIC PRODUCT,  
2022**

1.3 PERCENT OF TEXAS' GDP OF \$2.4 TRILLION.

### NORTHWEST REGION COUNTIES:

ARCHER	COLEMAN	FOARD	KENT	RUNNELS	TAYLOR
BAYLOR	COMANCHE	HARDEMAN	KNOX	SCURRY	THROCKMORTON
BROWN	COTTLE	HASKELL	MITCHELL	SHACKELFORD	WICHITA
CALLAHAN	EASTLAND	JACK	MONTAGUE	STEPHENS	WILBARGER
CLAY	FISHER	JONES	NOLAN	STONEWALL	YOUNG

## POPULATION CHANGE (2012 TO 2022)

REGION  
**0.9%**

TEXAS  
**15.1%**

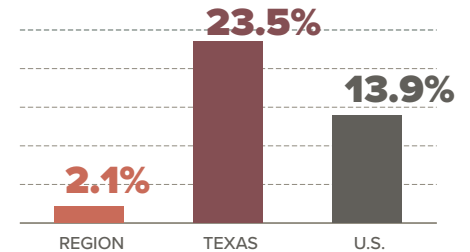
U.S.  
**6.2%**

The region's population remained relatively constant from 2012 to 2022, with a slight uptick in population of almost 1 percent. During this time, seven of the region's counties recorded population growth, led by 8.2 percent growth in Taylor County.

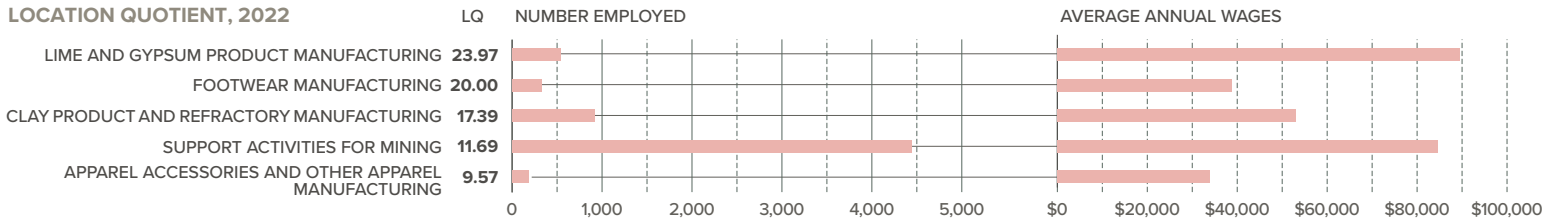
## JOBS & WAGES

Nearly 208,000 people were employed in the region in 2022. Several manufacturing industries have a location quotient (LQ) of 1.25 or higher, indicating the region has a competitive advantage in those industries. Vocational rehabilitation services industries led regional job growth between 2012 and 2022.

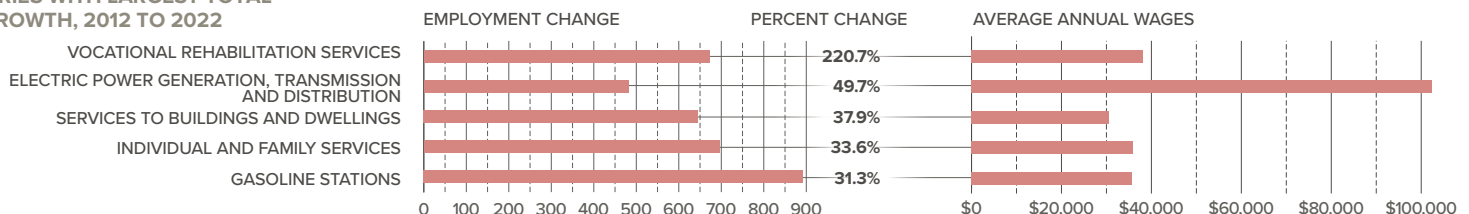
### PERCENT CHANGE IN TOTAL JOBS, 2012 TO 2022



### TOP INDUSTRIES BY LOCATION QUOTIENT, 2022



### INDUSTRIES WITH LARGEST TOTAL JOBS GROWTH, 2012 TO 2022



**Glenn Hegar**

Texas Comptroller of Public Accounts

THE GULF COAST REGION IS ONE OF THE COMPTROLLER'S 12 ECONOMIC REGIONS.

To see the complete 2024 Regional Reports, visit: [comptroller.texas.gov/economy/economic-data/regions/2024/](https://comptroller.texas.gov/economy/economic-data/regions/2024/)

Sources: JobsEQ; U.S. Bureau of Labor Statistics, *Quarterly Census of Employment and Wages*; U.S. Census Bureau; U.S. Bureau of Economic Analysis; Texas Department of Transportation; Texas Comptroller of Public Accounts 96-1779-2 (3-24)