



Texas Comptroller of Public Accounts

Annual Report of Nonfinancial Data

For Year Ended August 31, 2014



December 19, 2014

The Honorable Rick Perry, Governor
Ms. Ursula Parks, Director, Legislative Budget Board
John M. Keel, CPA, State Auditor

Dear Governor Perry, Ms. Parks and Mr. Keel:

We are pleased to submit the *Annual Report of Nonfinancial Data* for the Comptroller of Public Accounts, the Comptroller's Judiciary Section, the Comptroller's Fiscal Programs, the Comptroller's Treasury Operations Fiscal Agency, the Texas Prepaid Higher Education Tuition Board, the Texas Treasury Safekeeping Trust Company and the State Energy Conservation Office for the year ending Aug. 31, 2014, in compliance with Texas Government Code Annotated, Section 2101.0115, and in accordance with the requirements established by the Governor's Office of Budget and Planning.

The accompanying report has not been audited and is considered to be independent of the agency's *Annual Financial Report*.

If you have any questions, please contact Robert Chapa, manager of our Budget and Internal Accounting Division, at robert.chapa@cpa.state.tx.us or 512-463-4762.

Sincerely,
Susan Combs

cc: Robert Chapa



2014 Annual Report of Nonfinancial Data

Table of Contents

| | |
|---|----|
| Transmittal Letter. | i |
| COMPTROLLER OF PUBLIC ACCOUNTS (304) | |
| Schedule of Bonded Employees | 3 |
| Schedule of Space Occupied | 4 |
| Schedule of Professional/Consulting Fees and Legal Service Fees | 6 |
| Multistate Tax Commission Report | 8 |
| HUB Strategic Plan Progress Report. | 9 |
| Appropriation Item Transfers | 10 |
| Schedule of State-Owned or Leased Vehicles Used by State Employees. | 11 |
| Schedule of Vehicles Purchased | 12 |
| COMPTROLLER’S JUDICIARY SECTION (241) | |
| Appropriation Item Transfers | 15 |
| COMPTROLLER – STATE FISCAL (902) | |
| Schedule of Professional/Consulting Fees | 19 |
| HUB Strategic Plan Progress Report. | 22 |
| COMPTROLLER TREASURY – FISCAL (311) | |
| Schedule of Professional/Consulting Fees and Legal Service Fees | 25 |
| TEXAS TREASURY SAFEKEEPING TRUST COMPANY (930) | |
| Schedule of Professional/Consulting Fees and Legal Service Fees | 29 |
| TEXAS PREPAID HIGHER EDUCATION TUITION BOARD (315) | |
| Schedule of Bonded Employees | 33 |
| Schedule of Professional/Consulting Fees and Legal Service Fees | 34 |
| HUB Strategic Plan Progress Report. | 35 |
| COMPTROLLER STATE ENERGY CONSERVATION OFFICE (907) | |
| Schedule of Professional/Consulting Fees | 39 |
| HUB Strategic Plan Progress Report. | 40 |

Comptroller of Public Accounts (304)

NONFINANCIAL DATA STATEMENTS

Schedule of Bonded Employees

For the Fiscal Year Ended August 31, 2014

Fidelity Bond Coverage

The Dragoo Insurance Agency carried on August 31, 2014, a \$1,000,000, per loss, faithful performance blanket bond on the Texas State Comptroller of Public Accounts and her employees, with a \$25,000 deductible.

In addition, the agency has director, officer, and board member liability insurance through Arthur J. Gallagher Risk Management Services, Inc. The insured under this policy are the Comptroller of Public Accounts (304), the State Energy Conservation Office (907), and the Texas State Treasury Safekeeping Trust Company (930). The coverage amount as of August 31, 2014, was an aggregate amount of \$5,000,000.

UNAUDITED
Comptroller of Public Accounts (304)

Schedule of Space Occupied

For the Fiscal Year Ended August 31, 2014

| Location | Address | Lessor |
|-------------------------------------|--|---|
| STATE OWNED OFFICE BUILDINGS | | |
| Austin | LBJ Building, Austin, Texas* Stephen F. Austin Bldg., Austin, Texas Central Svcs. Building, Austin, Texas* Rusk Building, Austin, Texas** | |
| Waco | Waco State Office Bldg., Waco, Texas | |
| El Paso | El Paso Office Bldg., El Paso, Texas | |
| LEASED SPACE | | |
| Austin Warehouse | 1811 Airport Blvd., Austin, Texas | 1811 Limited Partnership |
| Staff Development | 2015 S. IH-35, Austin, Texas | CL & G Joint Venture |
| AUDIT-ENFORCEMENT, IN-STATE: | | |
| Abilene Audit & Enforcement | 209 S. Danville Drive, Ste. C222 & C202 | Titan Tower, LLC |
| Amarillo Audit & Enforcement | 7120 I-40 West, Bldg. A, Ste. 240 & 220 | Amarillo ISD |
| Beaumont Audit & Enforcement | 6442 & 6440 Concord Road | Walker Brothers Properties, LLC |
| Corpus Christi Audit & Enforcement | 400 Mann Street, Ste. 608 & 600 | Bayview Tower, GP |
| Dallas N.E. Audit & Enforcement | 9221 LBJ Freeway, Ste. 200 & 100 | Neelgiri Investments, LLC |
| Dallas W. Audit | 2655 Villa Creek Drive, Ste. 270 | Gupta Properties - One Metro, LLC |
| Euless Audit | 831 W. Euless Blvd., Ste. 7 | Aspen Properties, JV |
| Fort Worth Audit | 6320 Southwest Blvd., Ste. 201 | RP Partners, LTD |
| Houston N.W. Audit & Enforcement | 1919 North Loop West, Ste. 311 & 510 | Weingarten Realty Investors |
| Houston S. Audit | 2656 South Loop West, Ste. 400 | South Loop 2656, LLC |
| Houston W. Audit | 1260 Pin Oak Road, Ste. 210 | Pin Oak Atrium |
| Lubbock Audit & Enforcement | 6202 Iola Avenue, Ste. 900B | Alliance Realty Services |
| McAllen Audit & Enforcement | 3231 North McColl Rd. | Alonzo Cantu |
| Odessa Audit & Enforcement | 4682 E. University Blvd., Ste. 200 | American Heritage Commercial Properties, Inc. |
| San Antonio Audit | 6875 Bandera Road | Mina Properties, LTD |
| Tyler Audit & Enforcement | 3800 Paluxy Drive, Ste. 300 | Genecov Investments, LTD |
| AUDIT, OUT-OF-STATE: | | |
| Chicago | 2809 Butterfield Road, Ste. 340 | Adventus US Realty #2, LP |
| Los Angeles | 17777 Center Court Drive N., Suite 700 | Arden Realty Limited Partnership |
| New York | 215 Lexington Ave., 19th Floor | 205-215 Lexington Ave. Associates, LLC |
| Tulsa | 10830 E. 45th Street, Ste. 201, Bldg. C | Joshua Operating Co., LLC |
| ENFORCEMENT, IN-STATE: | | |
| Arlington Enforcement | 2108 E. Randol Mill Road, Ste. 100 | 2108 Randol Mill Road, LLC |
| Austin Call Center | 2015 S. IH-35, Ste. 300, Austin, Texas | CL & G Joint Venture |
| Brownsville Enforcement | 1900 N. Expressway, Ste. C-1 | Water Tower Development, LLC |
| Bryan Enforcement | 1713 Broadmoor, Ste. 300 | Donald A. Ball |
| Dallas S.W. Enforcement | 400 South Zang Blvd., Ste. 900 | Oak Cliff Tower, LTD |
| Denton Enforcement | 400 S. Carroll Blvd., Ste. 1000 | James A. Blanton |
| Houston S.W. Enforcement | 7011 Harwin Drive, Ste. 186 | Gillett Properties, LTD |
| Laredo Enforcement | 1202 East Del Mar Blvd., Ste. 1 | ANB Resources - Laredo, LTD |
| Longview Enforcement*** | 414 East Loop 281, Ste. 9 | Coldwell Banker Commercial Lenhart |
| Lufkin Enforcement | 306 Harmony Hill Dr., Ste. A | Tulane Plaza I, LTD |
| San Angelo Enforcement | 3127 Executive Drive | San Angelo Executive Plaza, LLC |
| San Antonio N.E. Enforcement**** | 3300 Nacogdoches, Ste. 105 | AEA Investments III, LLC |
| San Antonio N.W. Enforcement | 9514 Console Drive, Ste. 102 | AGS Real Estate Investment, LLC |
| San Antonio S.W. Enforcement | 1121 S. W. Military Drive, Ste. 103 | Majors Real Estate Enterprises, Inc. |
| Sherman Enforcement | 1800 Teague Drive, Ste. 110 | First National Bank |
| Victoria Enforcement | 2208 Leary Lane, Ste. 200 | Leary Lane Investments, LLC |
| Wichita Falls Enforcement | 925 Lamar, Ste. 1900 | The Marchman II, LTD |

* The LBJ Building totals include the State Energy Conservation Office (907), which has 13 employees who occupy 2,194 square feet.
The Central Svcs. Bldg. FTE and square footage totals include the Texas Prepaid Higher Tuition Board (315), which has 16 employees who occupy 2,473 square feet.

** The Texas Treasury Safekeeping Trust Company has 63 employees, who occupy 12,802 of the 33,087 square feet in the Rusk Bldg.

*** The Longview office is open one day a week and is staffed with employees who drive from the Tyler office.

**** In fiscal year 2014, the San Antonio N.E. Enforcement office was closed and the employees were moved to the N.W. Enforcement office.

UNAUDITED
Comptroller of Public Accounts (304)

Schedule of Space Occupied (concluded)

For the Fiscal Year Ended August 31, 2014

| Lease No. | Type | Sq. Ft. | FTEs | Cost Per Sq. Ft. | Cost Per Month | Annual Cost | Length of Contract |
|--|-----------|----------------|--------------|------------------|----------------------|------------------------|-----------------------|
| | Office | 212,942 | 1,165 | | | | |
| | Office | 32,874 | 167 | | | | |
| | Office | 42,228 | 286 | | | | |
| | Office | 33,087 | 125 | | | | |
| | Office | 3,710 | 17 | | | | |
| | Office | 6,034 | 38 | | | | |
| State Owned Office Building Total | | <u>330,875</u> | <u>1,798</u> | | | | |
| 6728 | Warehouse | 26,287 | 12 | \$ 0.70 | \$ 18,475.32 | \$ 221,703.84 | 5/1/13 thru 4/30/23 |
| 10337 | Office | 10,905 | 8 | 1.46 | 15,882.99 | 190,595.88 | 1/1/07 thru 12/31/16 |
| 8976 | Office | 3,750 | 15 | 0.67 | 2,511.43 | 30,137.16 | 8/1/10 thru 7/31/15 |
| 9612 | Office | 3,346 | 16 | 0.90 | 3,026.76 | 36,321.08 | 5/1/12 thru 4/30/17 |
| 10142 | Office | 4,404 | 19 | 0.98 | 4,333.95 | 52,007.34 | 3/1/11 thru 2/29/16 |
| 10436 | Office | 4,296 | 23 | 1.01 | 4,358.97 | 52,307.64 | 1/1/13 thru 12/31/15 |
| 10413 | Office | 15,566 | 96 | 1.07 | 16,693.65 | 200,323.80 | 9/1/12 thru 8/31/17 |
| 20054 | Office | 9,579 | 84 | 1.13 | 10,842.60 | 130,111.18 | 7/1/14 thru 6/30/19 |
| 1528 | Office | 4,696 | 20 | 1.44 | 6,763.13 | 81,157.55 | 2/1/10 thru 1/31/15 |
| 9841 | Office | 5,000 | 41 | 1.21 | 6,065.05 | 72,780.57 | 12/1/12 thru 11/30/17 |
| 10427 | Office | 18,236 | 124 | 1.20 | 21,907.68 | 262,892.16 | 9/1/12 thru 8/31/17 |
| 1245 | Office | 9,307 | 59 | 1.29 | 11,972.42 | 143,669.02 | 9/1/09 thru 8/31/14 |
| 20200 | Office | 5,500 | 37 | 1.65 | 9,075.00 | 108,900.00 | 12/1/09 thru 11/30/14 |
| 10360 | Office | 3,394 | 21 | 0.96 | 3,263.24 | 39,158.88 | 7/1/13 thru 6/30/17 |
| 6686 | Office | 4,450 | 25 | 1.27 | 5,652.70 | 67,832.39 | 1/1/10 thru 12/31/14 |
| 20112 | Office | 3,900 | 17 | 1.01 | 3,940.48 | 47,285.71 | 9/1/09 thru 8/31/14 |
| 1192 | Office | 7,252 | 58 | 0.95 | 6,911.49 | 82,937.88 | 4/1/10 thru 3/31/15 |
| 9797 | Office | 5,100 | 34 | 1.12 | 5,721.91 | 68,662.92 | 9/1/12 thru 8/31/17 |
| 20141 | Office | 3,400 | 23 | 1.79 | 6,091.66 | 73,099.96 | 5/1/07 thru 4/30/17 |
| 20162 | Office | 3,092 | 24 | 2.79 | 8,613.80 | 103,365.56 | 2/1/13 thru 1/31/18 |
| 1761 | Office | 4,707 | 22 | 4.97 | 23,407.47 | 280,889.60 | 9/01/10 thru 8/31/20 |
| 1559 | Office | 2,153 | 18 | 1.26 | 2,702.66 | 32,431.96 | 11/1/09 thru 10/31/14 |
| 20343 | Office | 5,696 | 22 | 1.36 | 7,726.19 | 92,714.24 | 5/1/13 thru 4/30/18 |
| 10337 | Office | 18,195 | 73 | 1.46 | 26,615.29 | 319,383.52 | 1/1/07 thru 12/31/16 |
| 20131 | Office | 1,936 | 8 | 1.48 | 2,863.96 | 34,367.52 | 7/1/07 thru 6/30/17 |
| 20065 | Office | 1,216 | 4 | 1.14 | 1,386.24 | 16,634.88 | 4/1/14 thru 3/31/15 |
| 10235 | Office | 3,916 | 19 | 1.38 | 5,390.57 | 64,686.78 | 3/1/14 thru 02/29/24 |
| 1733 | Office | 1,800 | 6 | 1.37 | 2,467.50 | 29,610.00 | 10/1/10 thru 9/30/15 |
| 11581 | Office | 3,869 | 29 | 1.23 | 4,773.90 | 57,286.80 | 12/1/11 thru 11/30/16 |
| 8087 | Office | 2,725 | 9 | 1.18 | 3,227.12 | 38,725.44 | 6/1/13 thru 5/31/18 |
| 20237 | Office | 495 | 0 | 1.20 | 594.00 | 7,128.00 | 7/1/10 thru 6/30/15 |
| 10506 | Office | 1,200 | 5 | 1.04 | 1,248.43 | 14,981.16 | 8/1/13 thru 7/31/18 |
| 20078 | Office | 1,360 | 4 | 0.63 | 857.56 | 10,290.70 | 8/1/09 thru 1/9/19 |
| 10250 | Office | 1,000 | 0 | 1.14 | 1,136.58 | 6,819.48 | 5/1/11 thru 2/28/14 |
| 9328 | Office | 5,782 | 23 | 0.96 | 5,573.59 | 66,883.04 | 5/1/06 thru 4/30/16 |
| 20269 | Office | 1,900 | 5 | 1.54 | 2,925.31 | 35,103.77 | 10/1/11 thru 9/30/21 |
| 9802 | Office | 852 | 3 | 1.27 | 1,085.13 | 13,021.56 | 9/1/10 thru 8/31/15 |
| 11840 | Office | 1,820 | 6 | 1.30 | 2,362.33 | 28,347.96 | 4/1/10 thru 7/31/15 |
| 20049 | Office | 1,166 | 4 | 0.78 | 915.21 | 10,982.49 | 3/31/14 thru 3/31/19 |
| Leased Space Total | | <u>213,248</u> | <u>1,016</u> | | <u>\$ 269,363.27</u> | <u>\$ 3,225,539.42</u> | |
| Grand Total | | <u>544,123</u> | <u>2,814</u> | | <u>\$ 269,363.27</u> | <u>\$ 3,225,539.42</u> | |

UNAUDITED
Comptroller of Public Accounts (304)

Schedule of Professional/Consulting Fees and Legal Service Fees

For the Fiscal Year Ended August 31, 2014

| Name | Service Performed | Amount |
|---|-----------------------------------|--------------|
| PROFESSIONAL/CONSULTING FEES | | |
| Accenture, LLP | Information Technology Services | \$ 90,000.00 |
| Adjacent Technologies, Inc. | Information Technology Services | 87,325.00 |
| Allied Consultants | Information Technology Services | 134,769.80 |
| Amazon Com | Information Technology Services | 1.53 |
| Apex Systems, Inc. | Information Technology Services | 145,080.00 |
| Armstrong & Armstrong Attorneys and Counsellors, PC | Other Professional Services | 25,200.00 |
| Austin Ribbon & Computer Supplies | Information Technology Services | 299,985.40 |
| Barnes Lipscomb & Stewart, PLLC | Educational/Training Services | 1,500.00 |
| Barry D. Couch | Educational/Training Services | 4,000.00 |
| Bill Carson Design, Inc. | Consultant Services – Other | 4,850.00 |
| Brightleaf Group | Educational/Training Services | 10,719.00 |
| Bruce Evin Truitt | Consultant Services – Other | 7,145.84 |
| Business Intelligence Training Associates, LLC | Educational/Training Services | 20,970.00 |
| C & T Information Technology Consulting, Inc. | Information Technology Services | 243,680.00 |
| Capgemini Government Solutions, LLC | Information Technology Services | 2,972,708.23 |
| Cloudbees, Inc. | Information Technology Services | 220.29 |
| Daman Consulting | Information Technology Services | 473,025.00 |
| DISC, Inc. | Data Processing Services | 270.31 |
| Dispute Resolution Center | Other Professional Services | 200.00 |
| EKHP Consulting, LLC | Information Technology Services | 115,894.85 |
| ESI International | Educational/Training Services | 5,500.00 |
| First Southwest Company | Financial and Accounting Services | 13,768.75 |
| Gartner Group | Information Technology Services | 163,000.00 |
| Gateway One Consulting, Inc. | Information Technology Services | 11,245.00 |
| Graphdat | Information Technology Services | 60.30 |
| HIXO 1, LTD | Consultant Services – Other | 7,700.00 |
| Hulsen Medical Services, LLC | Other Professional Services | 487.50 |
| IBM Corporation | Information Technology Services | 581,787.52 |
| INX, LLC | Information Technology Services | 7,683.82 |
| James Bishop Ward | Information Technology Services | 152,617.50 |
| Janet Hasty | Educational/Training Services | 83,487.89 |
| Joseph Aviation Consulting | Other Witness Fees | 2,750.00 |
| Lava Studios, Inc. | Other Professional Services | 1,000.00 |
| Law Offices of Mark Litwak & Associates | Other Witness Fees | 21,496.10 |
| Loblolly Consulting, LLC | Consultant Services-Other | 162,812.00 |
| Lori L. Taylor | Consultant Services – Other | 7,940.00 |
| Lynford Graham | Other Witness Fees | 11,444.60 |
| McGuire & Associates Consulting | Educational/Training Services | 1,000.00 |
| MGT of America, Inc | Other Professional Services | 31,050.00 |
| Neos Consulting Group, LLC | Information Technology Services | 243,574.00 |
| New Horizons CLC of Austin | Educational/Training Services | 21,600.00 |
| Nipun Systems, Inc. | Information Technology Services | 242,812.50 |
| Northrop Grumman Systems Corporation | Information Technology Services | 432,552.35 |
| Objectwin Technology, Inc. | Information Technology Services | 130,263.00 |
| OPS Genie | Information Technology Services | 189.00 |
| Opscode, Inc. | Information Technology Services | 915.25 |
| Padgett, Stratemann & Co., LLP | Financial and Accounting Services | 49,904.20 |
| Pamela B. Owens | Educational/Training Services | 1,000.00 |
| Pitney Bowes | Educational/Training Services | 42.00 |
| Precision Task Group, Inc. | Educational/Training Services | 11,500.00 |
| Precision Task Group, Inc. | Information Technology Services | 193,388.00 |
| Prezi, Inc. | Information Technology Services | 477.00 |
| RS Means Company | Other Professional Services | 12,000.00 |
| Rackspace US, Inc. | Information Technology Services | 10,793.14 |
| Resource Integrators, LLC | Information Technology Services | 197,125.70 |
| Robinson Performance Group | Educational/Training Services | 1,000.00 |
| Scalr, Inc. | Information Technology Services | 495.00 |
| Sense Corp. | Information Technology Services | 150,000.00 |
| SHI Government Solutions, Inc. | Information Technology Services | 37,099.50 |
| Sistema Technologies, Inc. | Information Technology Services | 50,400.00 |
| Skillsoft Corporation | Information Technology Services | 40,117.50 |
| Soal Technologies, LLC | Information Technology Services | 8,246.00 |
| Sogeti USA, LLC | Information Technology Services | 50,480.00 |
| Solid Border, Inc. | Information Technology Services | 9,000.00 |

Continued on the following page

UNAUDITED
Comptroller of Public Accounts (304)

Schedule of Professional/Consulting Fees and Legal Service Fees (concluded)

For the Fiscal Year Ended August 31, 2014

| Name | Service Performed | Amount |
|---|--|--------------------------------|
| PROFESSIONAL/CONSULTING FEES (concluded) | | |
| STATCOM | Consultant Services – Approved by Governor's Office | \$ 6,133.00 |
| State Auditor's Office | Financial and Accounting Services | 23,244.51 |
| State Office of Administrative Hearings | Other Professional Services | 539,000.00 |
| Summus Industries, Inc. | Information Technology Services | 19,487.18 |
| Systems Evolution, Inc. | Information Technology Services | 134,347.50 |
| Teksystems, Inc. | Information Technology Services | 131,090.00 |
| Texas Facilities Commission | Educational/Training Services | 3,890.40 |
| Texas Tech University | Other Professional Services | 23,664.00 |
| Texas Workforce Commission | Educational/Training Services | 1,104.00 |
| The Network, Inc. | Other Professional Services | 4,250.00 |
| University of Texas at Dallas | Consultant Services – Other | 13,041.19 |
| Value Management Group, LLC | Other Professional Services | 26,400.00 |
| VREF Publishing, Inc. | Data Processing Services | 4,475.10 |
| Wayne Schiess | Educational/Training Services | 2,520.00 |
| William D. Agee Consulting, Inc. | Educational/Training Services | 6,475.00 |
| Workers Assistance Program, Inc. | Other Professional Services | 50,905.56 |
| Xerox State & Local Solutions, Inc. | Information Technology Services | 16,165,033.71 |
| Total Professional/Consulting Fees | | <u>24,954,411.52</u> |
| LEGAL SERVICE FEES | | |
| Andrews Kurth, LLP | Legal Services-Approval by Attorney General Not Required | 1,290.00 |
| Fulbright & Jaworski, LLP | Legal Services – Approval by Attorney General Not Required | 33,721.63 |
| George K. Baum & Company | Legal Services-Approval by Attorney General Not Required | 14,566.11 |
| Marzulla Law, LLC | Legal Services – Approval by Attorney General Not Required | 109,907.33 |
| The Legal Connection, Inc. | Legal Services – Approval by Attorney General Not Required | 906.75 |
| Total Legal Service Fees | | <u>160,391.82</u> |
| Total Professional/Consulting Fees and Legal Service Fees | | <u><u>\$ 25,114,803.34</u></u> |

Miscellaneous Supplementary Information Multistate Tax Commission Report

For the Year Ended August 31, 2014

| Activities | Revenues | Expenditures |
|----------------------------------|-----------------------------|-----------------------------|
| Travel for Conferences/ Meetings | \$ 0.00 | \$ 5,297.20 |
| Audit and Nexus Program Fees | 737,420.00 | 0.00 |
| Annual Membership Assessments | <u>0.00</u> | <u>227,082.00</u> |
| Total | <u><u>\$ 737,420.00</u></u> | <u><u>\$ 232,379.20</u></u> |

Note:

Revenues represent previously unreported taxes collected in the current fiscal year from entities for report periods as negotiated through the Multistate Tax Commission Nexus Program.

The expenditure activity above is for Comptroller's office employees only.


HUB Strategic Plan Progress Report

For the Fiscal Year Ending August 31, 2014

(Source: Texas Government Code, Title 10, Subtitle D, Section 2161.124)

| Goal - Strategic Plan HUB Goal Actual = % Spent with HUBs from HUB Report | Actual for FY 13 | Actual for FY 14 | Goal for FY 15 |
|---|---------------------|---------------------|-------------------|
| Heavy Construction other than Buildings | N/A | N/A | N/A |
| Building construction, including general contractors and operative builders contracts | N/A | N/A | N/A |
| Special trade construction contracts | 69.98% | 2.04% | 32.90% |
| Professional services contracts | 0.00% | 0.00% | 23.70% |
| Other services contracts | 39.44% | 37.49% | 26.00% |
| Commodities contracts | 48.09% | 20.50% | 21.10% |

Prepared By:



Printed Name: Cassandra Johnson

Phone Number: (512) 463-4232

Approved by:



Printed Name: Stephen McDonald, Area Manager

Phone Number: (512) 475-5654

Appropriation Item Transfers*

For the Fiscal Year Ended August 31, 2014

ITEM OF APPROPRIATION

| ITEM OF APPROPRIATION | Transfers – In | Transfers – Out | Net Transfers |
|---|--------------------------|--------------------------|------------------------|
| A. Goal: Compliance with Tax Laws | | | |
| Strategies: | | | |
| A.1.1. (13001) Ongoing Audit Activities | \$ 6,194,553.64 | \$ 35,098,320.63 | \$ (28,903,766.99) |
| A.2.1. (13002) Tax Laws Compliance | 30,821,884.25 | 44,445,079.84 | (13,623,195.59) |
| A.3.1. (13003) Taxpayer Information | 1,646,320.72 | 6,097,846.77 | (4,451,526.05) |
| A.4.1. (13004) Tax Hearings | 624,666.76 | 2,434,718.63 | (1,810,051.87) |
| Total Goal A: Compliance with Tax Laws | <u>39,287,425.37</u> | <u>88,075,965.87</u> | <u>(48,788,540.50)</u> |
| B. Goal: Manage Fiscal Affairs | | | |
| Strategies: | | | |
| B.1.1. (13005) Accounting/Reporting | 8,009,638.48 | 19,606,887.17 | (11,597,248.69) |
| B.2.1. (13009) Property Tax Program | 320,164.65 | 3,394,307.48 | (3,074,142.83) |
| B.4.1. (13014) Treasury Operations | 461,998.29 | 1,508,963.67 | (1,046,965.38) |
| B.5.1. (13027) Procurement | 695,598.04 | 1,761,911.87 | (1,066,313.83) |
| Total Goal B: Manage Fiscal Affairs | <u>9,487,399.46</u> | <u>26,272,070.19</u> | <u>(16,784,670.73)</u> |
| C. Goal: Tax and Financial Information Technology | | | |
| Strategies: | | | |
| C.1.1. (13011) Revenue and Tax Processing | 2,540,461.49 | 11,665,963.42 | (9,125,501.93) |
| Total Goal C: Tax and Financial Information Technology | <u>2,540,461.49</u> | <u>11,665,963.42</u> | <u>(9,125,501.93)</u> |
| Administrative and Support Cost | | | |
| (13901,13902, 13903, 13904, 13905) | <u>82,251,767.73</u> | <u>7,553,054.57</u> | <u>74,698,713.16</u> |
| NET APPROPRIATION ITEM TRANSFERS | <u>\$ 133,567,054.05</u> | <u>\$ 133,567,054.05</u> | <u>\$ 0.00</u> |

* This schedule does not include benefit replacement pay, salary increase transfers or transfers to other state agencies.

Schedule of State-Owned or Leased Vehicles Used by State Employees

For the Fiscal Year Ended August 31, 2014

| Employee Name | Job Title | Reason for Authorization |
|----------------------------------|--------------------------|---|
| SUPPORT SERVICES | | |
| Agency Support Operations | | |
| Ruben Ramirez | Program Spec. IV | Team Leader |
| Adrian Gutierrez | Drafting Tech. II | Space Planner |
| Steve Gomez | Admin. Asst. IV | Agency Messenger Runs |
| Cecil Harden | Admin. Asst. III | Agency Messenger Runs |
| Jose Ramos | Admin. Asst. II | Agency Messenger Runs |
| Michael Vassar | Admin. Asst. II | Agency Messenger Runs |
| Mario Luna | Admin. Asst. III | Agency Messenger Runs |
| Larry Gonzales | Admin. Asst. II | Agency Messenger Runs |
| Warehouse Operations | | |
| Isaac Martinez | Admin. Asst. II | Deliveries to local Comptroller Offices |
| Willie Simpson | Admin. Asst. IV | Deliveries to local Comptroller Offices |
| Leonard Coffee | Admin. Asst. II | Deliveries to local Comptroller Offices |
| Jack Oliva | Admin. Asst. V | Deliveries to local Comptroller Offices |
| Christopher Ygnacio | Admin. Asst. II | Deliveries to local Comptroller Offices |
| DOCUMENT MANAGEMENT | | |
| Mail Operations | | |
| Dennis Davidson | Admin. Assist. II | Mail Delivery to Vendor |
| Pedro Flores | Admin. Assist. II | Mail Delivery to Vendor |
| Melvin Ikner | Admin. Assist. IV | Mail Delivery to Vendor |
| INNOVATION AND TECHNOLOGY | | |
| Infrastructure | | |
| Enrique Morales | System Analyst III | Transport data equipment to local Comptroller Offices |
| William Tandy | System Support Spec. III | Transport data equipment to local Comptroller Offices |
| ACCOUNT MAINTENANCE | | |
| Selom Agbottah | Accounts Examiner III | Transport tobacco stamps from the Rusk to LBJ state office Building |
| Revenue Processing | | |
| Humair Shamsie | Accounts Examiner II | Picking up mail from the Post Office |
| Allen Wilganowski | Accounts Examiner III | Picking up mail from the Post Office |
| Louis Kinietz | Accounts Examiner IV | Picking up mail from the Post Office |
| Oscar Novela | Accounts Examiner III | Picking up mail from the Post Office |
| Ashley Urena | Accounts Examiner II | Picking up mail from the Post Office |
| Demetria Childress | Accounts Examiner II | Picking up mail from the Post Office |
| Krystle Carr | Accounts Examiner II | Picking up mail from the Post Office |
| Chaundra Smith | Accounts Examiner II | Picking up mail from the Post Office |
| Linda Sanders | Accounts Examiner II | Picking up mail from the Post Office |
| Natasha Hill | Accounts Examiner II | Picking up mail from the Post Office |
| Yasmeen Asif | Accounts Examiner III | Picking up mail from the Post Office |
| Yolanda Monreal | Accounts Examiner II | Picking up mail from the Post Office |
| TPASS | | |
| State Mail Operations | | |
| Chris Christine | Manager IV | Administration |
| Jesus Pichardo | Admin. Asst. IV | Administration |
| Virginia Alvarez | Admin. Asst. III | Mail Operations |
| Elizabeth Gomez | Admin Asst. II | Mail Operations |
| Brenda Ruiz | Admin. Asst. II | Mail Operations |
| Oswaldo Villalva | Admin. Asst. II | Statewide Mail Messenger |
| Harvey Hodde | Admin. Asst. III | Statewide Mail Messenger |
| Frank Burton | Admin. Asst. II | Statewide Mail Messenger |
| James Glover Jr. | Admin. Asst. II | Statewide Mail Messenger |
| Jessica Lopez-White | Admin. Asst. II | Statewide Mail Messenger |
| Eddie Brown | Admin Asst. II | Statewide Mail Messenger |
| Kevin Bocanegra | Admin Asst. II | Statewide Mail Messenger |

Schedule of Vehicles Purchased

For the Year Ended August 31, 2014

| Make | Model | Year | Purchase Price | Type of Use | Fuel Efficiency Rating (City/Highway MPG) | Plate # |
|--|------------|------|----------------|---------------|---|----------|
| TEXAS PURCHASING AND STATE SERVICES | | | | | | |
| Ford | Expedition | 2006 | \$5,500.00 | Mail Delivery | 11/15 | 116-4753 |
| Dodge | Durango | 2007 | \$4,500.00 | Mail Delivery | 16/21 | 116-4754 |

Comptroller's Judiciary Section (241)

NONFINANCIAL DATA STATEMENTS

UNAUDITED
Comptroller's Judiciary Section (241)

UNAUDITED
Comptroller's Judiciary Section (241)

Appropriation Item Transfers*

For the Fiscal Year Ended August 31, 2014

| ITEM OF APPROPRIATION | Transfers – In | Transfers – Out | Net Transfers |
|---|----------------------|----------------------|--------------------|
| A. Goal: Judicial Salaries and Payments | | | |
| Strategies: | | | |
| A.1.1 (13001) District Judges | \$ 0.00 | \$ 1,364.40 | \$ (1,364.40) |
| A.1.5 (13002) District Judges-Travel | 27,004.40 | 0.00 | 27,004.40 |
| A.1.6 (13003) Judicial Salary Per Diem | 0.00 | 97,321.81 | (97,321.81) |
| Total Goal A: Judicial Salaries and Payments | <u>27,004.40</u> | <u>98,686.21</u> | <u>(71,681.81)</u> |
| B. Goal: Prosecutor Salaries and Payments | | | |
| Strategies: | | | |
| B.1.5 (13007) Felony Prosecutors Travel | 0.00 | 8,740.00 | (8,740.00) |
| Total Goal B: Prosecutor Salaries and Payments | <u>0.00</u> | <u>8,740.00</u> | <u>(8,740.00)</u> |
| D. Goal: Special Programs | | | |
| Strategies: | | | |
| D.1.2 (13027) County Attorney Supplement | 20,800.00 | 0.00 | 20,800.00 |
| D.1.3 (13014) Witness Expenses | 106,034.28 | 0.00 | 106,034.28 |
| D.1.6 (13029) Death Penalty Representation | 26,989.43 | 0.00 | 26,989.43 |
| D.1.7 (13033) National Center For State Courts | 17,487.53 | 0.00 | 17,487.53 |
| D.1.8 (13039) Juror Pay | 0.00 | 86,919.43 | (86,919.43) |
| D.1.10 (13044) Montgomery County – 435th District Court | 0.00 | 3,970.00 | (3,970.00) |
| Total Goal D: Prosecutor Salaries and Payments | <u>171,311.24</u> | <u>90,889.43</u> | <u>80,421.81</u> |
| NET APPROPRIATION ITEM TRANSFERS | <u>\$ 198,315.64</u> | <u>\$ 198,315.64</u> | <u>\$ 0.00</u> |

* This schedule does not include Benefit Replacement Pay transfers, salary increase transfers, transfers to other agencies or rider reduction transfers.

UNAUDITED
Comptroller's Judiciary Section (241)

Comptroller – Fiscal (902)

NONFINANCIAL DATA STATEMENTS

UNAUDITED
Comptroller – State Fiscal (902)

Schedule of Professional/Consulting Fees

For the Fiscal Year Ended August 31, 2014

| Name | Service Performed | Amount |
|---|-----------------------------------|-------------|
| PROFESSIONAL/CONSULTING FEES | | |
| Abdelrazzak Aleskandrany | Other Professional Services | \$ 1,350.00 |
| Advance Financial Solution Inc | Financial and Accounting Services | 108,175.00 |
| Albert A Cannistra | Other Professional Services | 3,150.00 |
| Allan R Lazor | Other Professional Services | 6,075.00 |
| Alvin R Perry | Other Professional Services | 3,150.00 |
| Ann Michael | Other Professional Services | 1,350.00 |
| Antonio V Concepcion | Financial and Accounting Services | 64,906.25 |
| Art Koenings Jr | Financial and Accounting Services | 19,812.50 |
| Audit Services US LLC | Financial and Accounting Services | 93,572.50 |
| Arthur T Koenings JR & Nancy J Wilkins | Financial and Accounting Services | 60,000.00 |
| Barbara F Stubblefield | Other Professional Services | 1,800.00 |
| Bill Carson Design Inc | Information Technology Services | 2,100.00 |
| Bobby H Dalton | Other Professional Services | 900.00 |
| Brenda Maldonado | Financial and Accounting Services | 99,906.25 |
| Brandon M Barchus | Other Professional Services | 3,600.00 |
| Bruce W Wettman | Other Professional Services | 3,600.00 |
| C & T Information Technology Consulting Inc | Information Technology Services | 13,140.00 |
| CGI Technologies and Solutions Inc | Information Technology Services | 119,940.00 |
| Celia C Chang | Financial and Accounting Services | 17,140.63 |
| Cherise D Collins | Financial and Accounting Services | 65,500.00 |
| Chirstina L Falkiewicz | Other Professional Services | 900.00 |
| Cindy Alvarez | Financial and Accounting Services | 74,753.13 |
| Cynthia A Tari | Other Professional Services | 900.00 |
| Cynthia E Masters | Other Professional Services | 3,850.00 |
| Damam Consulting | Information Technology Services | 33,630.00 |
| Dan A Northern | Financial and Accounting Services | 59,625.00 |
| Daniel Altman | Other Professional Services | 3,150.00 |
| Daniel W Pelech | Other Professional Services | 900.00 |
| Debra Lawson | Other Professional Services | 1,350.00 |
| Dell Marketing LP | Information Technology Services | 61,313.16 |
| Delores A Nornberg | Financial and Accounting Services | 39,562.50 |
| Derek Flowers | Other Professional Services | 1,350.00 |
| Dianne S Davis | Other Professional Services | 2,700.00 |
| Dibrell P Dobbs | Financial and Accounting Services | 90,000.00 |
| Discovery Audit Services LLC (DAS) | Financial and Accounting Services | 93,547.24 |
| Dixie Smith | Financial and Accounting Services | 73,593.75 |
| Donna R Harris | Other Professional Services | 1,800.00 |
| Elizabeth A Harris | Other Professional Services | 18,000.00 |
| Elva D Schrimpscher | Other Professional Services | 5,850.00 |
| Emily K Wilkin | Other Professional Services | 1,800.00 |
| Fernando Quintana | Other Professional Services | 1,125.00 |
| Frances J Bourgeois | Other Professional Services | 1,800.00 |
| Frances L Vaughan | Other Professional Services | 900.00 |
| Frank J Lucco | Other Professional Services | 4,500.00 |
| Garrett State Tax Service Inc. | Financial and Accounting Services | 59,031.25 |
| Garth Lewis | Other Professional Services | 2,250.00 |
| Gary T Voit | Other Professional Services | 1,350.00 |
| Gila LLC | Financial and Accounting Services | 360,557.06 |
| Gordon Allan Wheeler | Financial and Accounting Services | 75,000.00 |
| Grace Rhodes | Financial and Accounting Services | 60,000.00 |
| Griffin D Vance IV | Other Professional Services | 1,125.00 |
| Homer Max Wiesen | Financial and Accounting Services | 59,859.38 |
| Iredell Drew Polk | Other Professional Services | 2,750.00 |
| INX LLC A Presidio Company | Information Technology Services | 56,700.00 |
| James D Aarant | Other Professional Services | 2,250.00 |
| James E Vale Sr | Other Professional Services | 1,350.00 |
| James L Maibach | Other Professional Services | 6,750.00 |
| James P Thompson | Other Professional Services | 4,050.00 |
| James W Dinkins | Other Professional Services | 900.00 |
| Jean Chan | Financial and Accounting Services | 59,953.13 |
| Jeffrey H Kilgore | Other Professional Services | 2,700.00 |
| Jeffrey L Bohl | Other Professional Services | 900.00 |
| Jett W Rink | Other Professional Services | 3,150.00 |
| Jodi L Sherretts | Other Professional Services | 2,250.00 |

Continued on the following page

UNAUDITED
Comptroller – State Fiscal (902)

Schedule of Professional/Consulting Fees (continued)

For the Fiscal Year Ended August 31, 2014

| Name | Service Performed | Amount |
|---|-----------------------------------|------------|
| PROFESSIONAL/CONSULTING FEES (continued) | | |
| Joe A Villarreal Jr | Other Professional Services | \$ 850.00 |
| John D Eckstrum | Other Professional Services | 900.00 |
| John F Jacob | Other Professional Services | 1,350.00 |
| John K Scarborough | Other Professional Services | 900.00 |
| John R Parkey | Other Professional Services | 2,250.00 |
| John R Passero Sr | Other Professional Services | 11,250.00 |
| Joseph B Wells | Other Professional Services | 1,575.00 |
| Judy Shinn | Financial and Accounting Services | 50,000.00 |
| Kim Carmak CCIM | Other Professional Services | 4,950.00 |
| Kurt D Stratton | Other Professional Services | 10,350.00 |
| Larry D Durham | Other Professional Services | 4,050.00 |
| Leslie E Tolliver | Other Professional Services | 4,350.00 |
| Linda S Blackmon | Other Professional Services | 4,050.00 |
| Lori A Laconta | Other Professional Services | 900.00 |
| Marina Roy Buenaventura CPA | Financial and Accounting Services | 79,953.13 |
| Mark E Burroughs Sr | Other Professional Services | 900.00 |
| Mark L Fishman | Other Professional Services | 6,300.00 |
| Mary E Finkbeiner | Other Professional Services | 1,800.00 |
| Max Dwain Martino PC | Financial and Accounting Services | 65,000.00 |
| Michael J Robertson | Financial and Accounting Services | 3,515.63 |
| Mike R Garcia | Other Professional Services | 1,125.00 |
| Millard R Masling | Other Professional Services | 1,800.00 |
| Nedzra J Ward | Financial and Accounting Services | 63,500.00 |
| Paul D Underwood | Financial and Accounting Services | 80,000.00 |
| Paul Hernandez | Financial and Accounting Services | 50,000.00 |
| Pejman Maadani | Other Professional Services | 2,700.00 |
| Pitney Bowes Software Inc. | Data Processing Services | 516,120.00 |
| Ralph L Buller | Other Professional Services | 1,800.00 |
| Ramiro J Garza | Financial and Accounting Services | 74,859.38 |
| Randy L McKechnie | Other Professional Services | 900.00 |
| Richard A Skotak | Other Professional Services | 2,250.00 |
| Richard U Vallery | Other Professional Services | 1,575.00 |
| Robert B McLeroy | Other Professional Services | 900.00 |
| Robert E Tschirhart | Other Professional Services | 1,350.00 |
| Robert H Henderson | Other Professional Services | 1,800.00 |
| Robert J Ola | Other Professional Services | 3,150.00 |
| Robert L Jordan | Other Professional Services | 2,250.00 |
| Robert L Wheelock | Other Professional Services | 900.00 |
| Roger L Burrow | Other Professional Services | 700.00 |
| Ronald D Canady | Other Professional Services | 6,525.00 |
| Rudy R Robinson | Other Professional Services | 2,700.00 |
| Ruzicka Reed Partnership | Financial and Accounting Services | 150,000.00 |
| Salli R Smith | Other Professional Services | 1,800.00 |
| Sam W Armstrong PC | Financial and Accounting Services | 74,906.25 |
| Samuel Stewart | Other Professional Services | 1,350.00 |
| Sherry R Wetsch | Other Professional Services | 2,700.00 |
| State and Local Tax Group LLC | Financial and Accounting Services | 139,609.37 |
| State Tax Group LLC | Financial and Accounting Services | 49,500.00 |
| Stephanie Clark Jackson | Financial and Accounting Services | 88,400.00 |
| Stephen Broad | Financial and Accounting Services | 50,000.00 |
| Steve M Spencer | Other Professional Services | 2,250.00 |
| Stites Tax Consulting Group GP LLC | Financial and Accounting Services | 85,000.00 |
| Suresh A Keshani | Other Professional Services | 2,250.00 |
| Susan K Annoura | Other Professional Services | 1,350.00 |
| T Richard Clower | Other Professional Services | 900.00 |
| Tanya D Pratt | Other Professional Services | 1,350.00 |
| Taygor Associates LLC LC Gordon JR | Financial and Accounting Services | 76,291.87 |
| Teksystems Inc | Information Technology Services | 25,651.50 |
| Terra Hillman | Financial and Accounting Services | 88,759.69 |
| Texas Tax Consulting Group LC | Financial and Accounting Services | 89,800.00 |
| Theunis A Voorkamp | Other Professional Services | 2,700.00 |
| Thomas A Bazan | Other Professional Services | 6,300.00 |
| Thomas W Gay | Financial and Accounting Services | 42,875.00 |
| Treasury Services Group LLC | Financial and Accounting Services | 65,099.31 |

Concluded on the following page

UNAUDITED
Comptroller – State Fiscal (902)

Schedule of Professional/Consulting Fees (concluded)

For the Fiscal Year Ended August 31, 2014

| Name | Service Performed | Amount |
|---|-----------------------------------|------------------------|
| PROFESSIONAL/CONSULTING FEES (concluded) | | |
| Treva M Sullivan | Financial and Accounting Services | \$ 50,000.00 |
| Troy D Refuge | Other Professional Services | 2,025.00 |
| Vernice Seriale Jr | Financial and Accounting Services | 64,359.38 |
| Verus Financial LLC | Financial and Accounting Services | 3,494,079.35 |
| Vivian W Huang | Other Professional Services | 1,350.00 |
| William C Sturman | Other Professional Services | 1,800.00 |
| William G Edge | Other Professional Services | 1,350.00 |
| William Noem Roth | Other Professional Services | 900.00 |
| William R Privette | Other Professional Services | 1,800.00 |
| William R Smith | Financial and Accounting Services | 9,718.75 |
| Willie L Sullivan Jr | Financial and Accounting Services | 75,000.00 |
| Woodrow M Bonesio | Other Professional Services | 4,500.00 |
| Xerox State and Local Solutions Inc | Financial and Accounting Services | 121,915.81 |
| Xerox State and Local Solutions Inc | Information Technology Services | 2,225,334.33 |
| Total Professional/Consulting Fees | | <u>\$ 7,852,267.34</u> |


HUB Strategic Plan Progress Report

For the Fiscal Year Ending August 31, 2014

(Source: Texas Government Code, Title 10, Subtitle D, Section 2161.124)

| Goal - Strategic Plan HUB Goal Actual = % Spent with HUBs from HUB Report | Actual for FY 13 | Actual for FY 14 | Goal for FY 15 |
|---|---------------------|---------------------|-------------------|
| Heavy Construction other than Buildings | N/A | N/A | N/A |
| Building construction, including general contractors and operative builders contracts | N/A | N/A | N/A |
| Special trade construction contracts | 0.00% | 0.00% | 32.90% |
| Professional services contracts | 7.68% | 9.09% | 23.70% |
| Other services contracts | 9.14% | 3.26% | 26.00% |
| Commodities contracts | 58.84% | 47.34% | 21.10% |

Prepared By:



Printed Name: Cassandra Johnson

Phone Number: (512) 463-4232

Approved by:



Printed Name: Stephen McDonald, Area Manager

Phone Number: (512) 475-5654

Comptroller Treasury – Fiscal (311)

NONFINANCIAL DATA STATEMENTS

UNAUDITED
Comptroller Treasury – Fiscal (311)

UNAUDITED
Comptroller Treasury – Fiscal (311)

Schedule of Professional/Consulting Fees and Legal Service Fees

For the Fiscal Year Ended August 31, 2014

| Name | Services Performed | Amount |
|---|--------------------------|-------------------------------|
| PROFESSIONAL/CONSULTING FEES | | |
| Fitch, Inc. | Financial and Accounting | \$ 35,000.00 |
| George K. Baum & Company | Financial and Accounting | 64,172.70 |
| Grant Street Group | Financial and Accounting | 45,500.00 |
| Moody's Investors Service, Inc. | Financial and Accounting | 50,000.00 |
| On the Record Reporting, Inc. | Financial and Accounting | 500.00 |
| Standard & Poor's | Financial and Accounting | 50,000.00 |
| Texas Treasury Safekeeping Trust Co., Inc. | Investment Counseling | 9,135,707.01 |
| Total Professional/Consulting Fees | | <u>9,380,879.71</u> |
| LEGAL SERVICE FEES | | |
| Andrews Kurth, LLP | Legal Services | 109,085.54 |
| Total Legal Service Fees | | <u>109,085.54</u> |
| Total Professional/Consulting Fees and Legal Service Fees | | <u><u>\$ 9,489,965.25</u></u> |

UNAUDITED
Comptroller Treasury – Fiscal (311)

Texas Treasury
Safekeeping Trust Company (930)

NONFINANCIAL DATA STATEMENTS

UNAUDITED
Texas Treasury Safekeeping Trust Company (930)

Schedule of Professional/Consulting Fees and Legal Service Fees

For the Fiscal Year Ended August 31, 2014

| Name | Services Performed | Amount |
|---|-----------------------------------|------------------------|
| PROFESSIONAL/CONSULTING FEES | | |
| Aksia, LLC | Investment Counseling | \$ 676,633.12 |
| Asset Consulting Group, Inc. | Investment Counseling | 324,499.96 |
| State Street | Investment Counseling | 1,037,396.54 |
| David J MacCabe | Financial and Accounting Services | 6,000.00 |
| Padgett Statemann & Co., L.L.P. | Financial and Accounting Services | 112,225.00 |
| QED Information Systems, Inc. | Financial and Accounting Services | 160,317.21 |
| Comptroller of Public Accounts | Other Professional Services | 36,558.39 |
| Cutter Associates | Other Professional Services | 135,000.00 |
| McLagan Partners, Inc. | Other Professional Services | 25,000.00 |
| MSCI, Inc. | Other Professional Services | 1,000.00 |
| Russell Investments | Other Professional Services | 750.00 |
| Standard and Poors Ratings Services | Other Professional Services | 40,199.98 |
| Strategic Insight Group | Other Professional Services | 8,344.05 |
| United States Treasury | Other Professional Services | 170.00 |
| Total Professional/Consulting Fees | | <u>2,564,094.25</u> |
| LEGAL SERVICE FEES | | |
| Vinson & Elkins, LLP | Legal Services | 4,306.25 |
| Total Legal Services Fees | | <u>4,306.25</u> |
| Total Professional/Consulting and Legal Services Fees | | <u>\$ 2,568,400.50</u> |

UNAUDITED
Texas Treasury Safekeeping Trust Company (930)

Texas Prepaid Higher Education
Tuition Board (315)

NONFINANCIAL DATA STATEMENTS

UNAUDITED
Texas Prepaid Higher Education Tuition Board (315)

Schedule of Bonded Employees

For the Fiscal Year Ended August 31, 2014

Fidelity Bond Coverage

The Drago Insurance Agency, Wormley-Mitchell/GC Companies carried a faithful performance blanket bond on the Texas Comptroller of Public Accounts and her employees. On August 31, 2014, the amount of coverage was \$1,000,000 per loss with a \$25,000 deductible. The staff of the Texas Prepaid Higher Education Tuition Board are employees of the Texas Comptroller of Public Accounts.

In addition, the Texas Prepaid Higher Education Tuition Board has Public Official and Employment Practices Liability Insurance coverage for board members through Arthur J. Gallagher & Co. – Dallas. The coverage amount as of August 31, 2014, was \$2,000,000 per claim and in the aggregate with a \$100,000 deductible.

UNAUDITED
Texas Prepaid Higher Education Tuition Board (315)

Schedule of Professional/Consulting Fees and Legal Service Fees

For the Fiscal Year Ended August 31, 2014

| Name | Service Performed | Amount |
|---|------------------------------------|------------------------|
| PROFESSIONAL/CONSULTING FEES | | |
| Advantus Capital Management Inc. | Investment Management Services | \$ 535,204.11 |
| AKF Consulting LLC | 529 Consulting Services | 52,485.25 |
| Allons Incorporated | Media Design Services | 1,700.00 |
| College Savings Systems | Software Maintenance Services | 33,471.04 |
| Hewitt EnnisKnupp | Investment Consulting Services | 300,000.00 |
| National Association of State Treasurers | Other Professional Services | 5,200.00 |
| Northern Trust Company | Investment Management Services | 185,704.22 |
| Northern Trust Company | Master Trust Custodian Services | 25,000.00 |
| OppenheimerFunds Inc. | Asset Management Services | 775,230.14 |
| OppenheimerFunds Inc. | Reimbursement of Audit Fee Expense | 118,500.00 |
| Padgett Stratemann and & Co. LLP | Financial and Accounting Services | 51,000.00 |
| Rhumblin Advisers | Investment Management Services | 39,149.34 |
| Shenkman Capital Management | Investment Management Services | 1,001,768.58 |
| Sherman Actuarial Services LLC | Actuarial Services | 38,250.00 |
| Total Professional/Consulting Fees | | <u>3,162,662.68</u> |
| LEGAL SERVICE FEES | | |
| Graves Dougherty Hearon & Moody | Legal Services | 46,420.00 |
| Total Legal Services Fees | | <u>46,420.00</u> |
| Total Professional/Consulting and Legal Services Fees | | <u>\$ 3,209,082.68</u> |
| Recap by Fund Type: | | |
| Proprietary Fund Type – Enterprise Fund 0892 | Texas Guaranteed Tuition Plan | \$ 2,110,343.79 |
| Proprietary Fund Type – Enterprise Fund 0842 | Texas Tuition Promise Fund® | 886,844.23 |
| Fiduciary Fund Type – Private-Purpose Trust Fund | Texas College Savings Plans | 211,894.66 |
| Total, As Above | | <u>\$ 3,209,082.68</u> |


HUB Strategic Plan Progress Report

For the Fiscal Year Ending August 31, 2014

(Source: Texas Government Code, Title 10, Subtitle D, Section 2161.124)

| Goal - Strategic Plan HUB Goal Actual = % Spent with HUBs from HUB Report | Actual for FY 13 | Actual for FY 14 | Goal for FY 15 |
|---|---------------------|---------------------|-------------------|
| Heavy Construction other than Buildings | N/A | N/A | N/A |
| Building construction, including general contractors and operative builders contracts | N/A | N/A | N/A |
| Special trade construction contracts | 0.00% | 0.00% | 32.90% |
| Professional services contracts | 2.38% | 0.00% | 23.70% |
| Other services contracts | 4.22% | 4.45% | 26.00% |
| Commodities contracts | 7.10% | 74.31% | 21.10% |

Prepared By: 
 Printed Name: Cassandra Johnson
 Phone Number: (512) 463-4232

Approved by: 
 Printed Name: Stephen McDonald, Area Manager
 Phone Number: (512) 475-5654

UNAUDITED
Texas Prepaid Higher Education Tuition Board (315)

Comptroller State Energy
Conservation Office (907)

NONFINANCIAL DATA STATEMENTS

UNAUDITED
Comptroller State Energy Conservation Office (907)

UNAUDITED
Comptroller State Energy Conservation Office (907)

Comptroller State Energy Conservation Office (907)

Schedule of Professional/Consulting Fees

For the Fiscal Year Ended August 31, 2014

| Name | Type of Service Rendered | Amount |
|---|----------------------------------|----------------------|
| PROFESSIONAL/CONSULTING FEES | | |
| Frank E. Kinsman | Building Efficiency & Retrofit | \$ 82,007.35 |
| Houston Advanced Research Center | Energy Analysis | 83,137.22 |
| Jacobs Engineering Group | Technical Assistance | 140,441.94 |
| Nexant Inc | Energy Efficiency Best Practices | 33,858.54 |
| State Auditor's Office | Audit Services | 354.23 |
| Texas A&M University Energy Systems Laboratory/ Texas Engineering Experiment Station | Energy-Related Research | 21,105.76 |
| Texas A&M Engineering Experiment Station | Training | 1,946.35 |
| Texas Energy Engineering Services Inc | Building Efficiency & Retrofit | 14,464.35 |
| University of Texas at Austin | Energy Program Support | 196,644.94 |
| Total Professional/Consulting Fees | | <u>\$ 573,960.68</u> |


HUB Strategic Plan Progress Report

For the Fiscal Year Ending August 31, 2014

(Source: Texas Government Code, Title 10, Subtitle D, Section 2161.124)

| Goal - Strategic Plan HUB Goal Actual = % Spent with HUBs from HUB Report | Actual for FY 13 | Actual for FY 14 | Goal for FY 15 |
|---|---------------------|---------------------|-------------------|
| Heavy Construction other than Buildings | N/A | N/A | N/A |
| Building construction, including general contractors and operative builders contracts | N/A | N/A | N/A |
| Special trade construction contracts | 0.00% | 0.00% | 32.90% |
| Professional services contracts | 0.00% | 0.00% | 23.70% |
| Other services contracts | 15.95% | 2.28% | 26.00% |
| Commodities contracts | 5.32% | 0.00% | 21.10% |

Prepared By: 
 Printed Name: Cassandra Johnson
 Phone Number: (512) 463-4232

Approved by: 
 Printed Name: Stephen McDonald, Area Manager
 Phone Number: (512) 475-5654

Texas Comptroller of Public Accounts
Publication #96-885. Revised December 2014.

For additional copies, write:

Texas Comptroller of Public Accounts
Budget and Internal Accounting Division
P.O. Box 13528
Austin, Texas 78711-3528