

The background of the page features a large, faint, circular seal of the Office of the Comptroller of Public Accounts, Texas. The seal contains the text "OFFICE OF THE COMPTROLLER OF PUBLIC ACCOUNTS" around the perimeter and "TEXAS" at the bottom. In the center of the seal is a five-pointed star surrounded by a wreath of cotton and wheat.

Annual Report of Nonfinancial Data

For Year Ended August 31, 2017

December 15, 2017

The Honorable Greg Abbott, Governor
Ms. Ursula Parks, Director, Legislative Budget Board
Lisa Collier, CPA, CIDA, First Assistant State Auditor


Dear Governor Abbott, Ms. Parks and Ms. Collier:

We are pleased to submit the *Annual Report of Nonfinancial Data* for the Comptroller of Public Accounts, the Comptroller's Judiciary Section, the Comptroller's Fiscal Programs, the Comptroller's Treasury Operations Fiscal Agency, the Texas Prepaid Higher Education Tuition Board, the Texas Treasury Safekeeping Trust Company and the State Energy Conservation Office for the year ending Aug. 31, 2017, in compliance with Texas Government Code Annotated, Section 2101.0115, and in accordance with the requirements established by the Governor's Office of Budget and Planning.

The accompanying report has not been audited and is considered to be independent of the agency's *Annual Financial Report*.

If you have any questions, please contact Shari Curtis, manager of our Budget and Internal Accounting Division, at shari.curtis@cpa.texas.gov or 512-463-4771.

Sincerely,



Glenn Hegar

cc: Shari Curtis



The spreadsheets in this publication are available
in accessible data form (Excel) for the sections below.

For Agency 304, pages 1-12

<https://comptroller.texas.gov/transparency/reports/nonfinancial-data/2017/304.xlsx>

For Agency 241, pages 13-16

<https://comptroller.texas.gov/transparency/reports/nonfinancial-data/2017/241.xlsx>

For Agency 902, pages 17-24

<https://comptroller.texas.gov/transparency/reports/nonfinancial-data/2017/902.xlsx>

For Agency 311, pages 25-28

<https://comptroller.texas.gov/transparency/reports/nonfinancial-data/2017/311.xlsx>

For Agency 930, pages 29-32

<https://comptroller.texas.gov/transparency/reports/nonfinancial-data/2017/930.xlsx>

For Agency 315, pages 33-38

<https://comptroller.texas.gov/transparency/reports/nonfinancial-data/2017/315.xlsx>

For Agency 907, pages 39-42

<https://comptroller.texas.gov/transparency/reports/nonfinancial-data/2017/907.xlsx>

2017 Annual Report of Nonfinancial Data

Table of Contents

Transmittal Letter	i
COMPTROLLER OF PUBLIC ACCOUNTS (304)	
Schedule of Bonded Employees	3
Schedule of Space Occupied	4
Schedule of Professional/Consulting Fees and Legal Service Fees	6
Multistate Tax Commission Report	8
HUB Strategic Plan Progress Report	9
Appropriation Item Transfers	10
Schedule of State-Owned or Leased Vehicles Used By State Employees	11
Schedule of Vehicles Purchased	12
COMPTROLLER'S JUDICIARY SECTION (241)	
Appropriation Item Transfers	15
COMPTROLLER – FISCAL (902)	
Schedule of Professional/Consulting Fees	19
HUB Strategic Plan Progress Report	23
COMPTROLLER TREASURY – FISCAL (311)	
Schedule of Professional/Consulting Fees and Legal Service Fees	27
TEXAS TREASURY SAFEKEEPING TRUST COMPANY (930)	
Schedule of Professional/Consulting Fees and Legal Service Fees	31
TEXAS PREPAID HIGHER EDUCATION TUITION BOARD (315)	
Schedule of Bonded Employees	35
Schedule of Professional/Consulting Fees and Legal Service Fees	36
HUB Strategic Plan Progress Report	37
COMPTROLLER STATE ENERGY CONSERVATION OFFICE (907)	
Schedule of Professional/Consulting Fees	41
HUB Strategic Plan Progress Report	42

Comptroller of Public Accounts (304)

NONFINANCIAL DATA STATEMENTS

UNAUDITED
Comptroller of Public Accounts (304)

Schedule of Bonded Employees

For the Fiscal Year Ended August 31, 2017

Fidelity Bond Coverage

The Dragoo Insurance Agency carried on Aug. 31, 2017, a \$1,000,000, per loss, faithful performance blanket bond on the Texas State Comptroller of Public Accounts and his employees, with a \$25,000 deductible.

In addition, the agency has director, officer and board member liability insurance through Arthur J. Gallagher Risk Management Services, Inc. The insured under this policy are the Comptroller of Public Accounts (304), the State Energy Conservation Office (907) and the Texas State Treasury Safekeeping Trust Company (930). The coverage amount as of Aug. 31, 2017, was an aggregate amount of \$5,000,000.

UNAUDITED
Comptroller of Public Accounts (304)

Schedule of Space Occupied

For the Fiscal Year Ended August 31, 2017

Location	Address	Lessor
STATE OWNED OFFICE BUILDINGS		
Austin	LBJ Building, Austin, Texas*	not applicable
Austin	Stephen F. Austin Bldg., Austin, Texas	not applicable
Austin	Central Svcs. Building, Austin, Texas	not applicable
Austin	Central Svcs. Annex Building, Austin, Texas*	not applicable
Austin	Rusk Building, Austin, Texas**	not applicable
Waco	Waco State Office Bldg., Waco, Texas	not applicable
El Paso	El Paso Office Bldg., El Paso, Texas	not applicable
LEASED SPACE		
Austin Warehouse	1811 Airport Blvd., Austin, Texas	1811 Limited Partnership
Staff Development	2015 S. IH-35, Austin, Texas	CL & G Joint Venture
Katy-Satellite	722 Pin Oak Road, Ste. 212, Katy, Texas	Pin Oak Plaza, LC
AUDIT-ENFORCEMENT, IN-STATE:		
Abilene Audit & Enforcement	1 Village Drive, Ste. 250	Abilene Century Plaza, LLC
Amarillo Audit & Enforcement	7120 I-40 West, Bldg. A, Ste. 240 & 220	Amarillo ISD
Austin Audit	2015 S. IH-35, Ste. 202	CL & G Joint Venture
Beaumont Audit	350 Pine St., Ste. 1435	Edison Plaza Partners, LLC
Corpus Christi Audit & Enforcement	500 North Shoreline Blvd., Ste. 1000 & 1015	500 Shoreline, LLC
Dallas N.E. Audit & Enforcement	9221 LBJ Freeway, Ste. 200 & 100	Neelgiri Investments, LLC
Dallas W. Audit	2655 Villa Creek Drive, Ste. 270	Gupta Properties - One Metro, LLC
Eulesss Audit	831 W. Eulesss Blvd., Ste. 7	HEP101 TX, LLC
Fort Worth Audit	6320 Southwest Blvd., Ste. 201	RP Partners, LTD
Houston N.W. Audit & Enforcement	1919 North Loop West, Ste. 311 & 510	Weingarten Realty Investors
Houston S. Audit	2656 South Loop West, Ste. 400	Forbes Land Corporation
Houston W. Audit	1260 Pin Oak Road, Ste. 210	Pin Oak Atrium
Lubbock Audit & Enforcement	6202 Iola Avenue, Ste. 900B	Alliance Realty Services
Lubbock Audit	6104 66th St., Ste. 300	High Impact Properties Texas, LTD
McAllen Audit & Enforcement	200 South 10th St., Ste. 301 & 801	CRP 10th Street, LTD
Odessa Audit & Enforcement	4682 E. University Blvd., Ste. 200	American Heritage Commercial Properties, Inc.
San Antonio Audit	5710 W. Hausman Rd., Ste. 105	Grandview Partnership, LTD
Tyler Audit & Enforcement	3800 Paluxy Drive, Ste. 300	Genecov Investments, LTD
AUDIT, OUT-OF-STATE:		
Chicago	1411 Opus Pl., Executive Towers II, Ste. 165	Bre-Coh GA, LLC
Los Angeles	1777 Center Court Drive N., Ste. 700	Bre Cerritos Office Owner, LLC
New York	215 Lexington Ave., 19th Floor	205-215 Lexington Ave. Associates, LLC
Tulsa	7050 S. Yale Ave., Ste. 101	Paradigm Realty Advisors, LLC
ENFORCEMENT, IN-STATE:		
Arlington Enforcement	2108 E. Randol Mill Road, Ste. 100	2108 Randol Mill Road, LLC
Austin Call Center	2015 S. IH-35, Ste. 300, Austin, Texas	CL & G Joint Venture
Brownsville Enforcement	1900 N. Expressway, Ste. C-1	Water Tower Development, LLC
Dallas S.W. Enforcement	400 South Zang Blvd., Ste. 900	Oak Cliff Tower, LTD
Houston S.W. Enforcement	7011 Harwin Drive, Ste. 186	Gillett Properties, LTD
Houston S.W. Enforcement	1011 Highway 6 South, Ste. 120	BH Commercial Portfolio, LLC
Laredo Enforcement	1202 East Del Mar Blvd., Ste. 1	ANB Resources - Laredo, LTD
Lubbock Enforcement	5012 50th St., Ste. 202	3 Wiggle, LLC
Lufkin Enforcement	306 Harmony Hill Dr., Ste. A	Tulane Plaza I, LTD
San Angelo Enforcement	3127 Executive Drive	San Angelo Executive Plaza, LLC
San Antonio N.W. Enforcement	10010 San Pedro Ave., Ste. 401	Brass San Pedro Partners, LP
Wichita Falls Enforcement	925 Lamar, Ste. 1900	The Marchman II, LTD

* The Central Svcs. Annex Bldg. FTE and square footage totals include the Texas Prepaid Higher Education Tuition Board (315). They have 17 employees and occupy 2,473 square feet. The LBJ Building totals also include the State Energy Conservation Office (907) which has 10 employees, who occupy 2,194 square feet.

** The Texas Treasury Safekeeping Company has 74 employees, who occupy 12,802 of the 33,087 square feet in the Rusk Bldg.

UNAUDITED
Comptroller of Public Accounts (304)

Schedule of Space Occupied (concluded)

For the Fiscal Year Ended August 31, 2017

Lease No.	Type	Sq. Ft.	FTEs	Cost Per Sq. Ft.	Cost Per Month	Annual Cost	Length of Contract
none	Office	212,133	1,172	0	0	0	not applicable
none	Office	32,620	169	0	0	0	not applicable
none	Office	28,773	201	0	0	0	not applicable
none	Office	10,521	91	0	0	0	not applicable
none	Office	34,266	131	0	0	0	not applicable
none	Office	3,710	21	0	0	0	not applicable
none	Office	6,962	32	0	0	0	not applicable
State Owned Office Building Total		<u>328,985</u>	<u>1,817</u>				
6728	Warehouse	26,287	10	\$ 0.84	\$ 22,206.75	\$ 266,481.04	5/1/13 thru 4/30/23
10337	Office	9,160	12	1.72	15,723.54	188,682.48	1/1/17 thru 12/31/22
20483	Office	986	1	1.31	1,294.00	15,528.00	1/1/15 thru 12/31/18
20502	Office	3,114	14	1.69	5,253.38	63,040.56	8/1/16 thru 7/31/21
9612	Office	3,346	12	0.99	3,319.27	39,831.28	5/1/17 thru 4/30/19
10337	Office	3,738	36	1.70	6,370.95	50,967.60	1/1/17 thru 12/31/22
20508	Office	2,669	10	2.16	5,759.79	69,117.48	3/1/16 thru 2/28/21
20497	Office	5,427	26	2.51	13,599.16	163,189.92	5/1/16 thru 4/30/26
10413	Office	15,566	93	1.07	16,731.23	200,774.79	9/1/12 thru 8/31/17
20054	Office	9,579	81	1.18	11,269.75	135,237.05	7/1/14 thru 3/31/27
1528	Office	5,697	22	1.36	7,774.44	93,293.22	11/1/16 thru 1/31/22
9841	Office	5,000	37	1.22	6,099.93	73,199.16	12/1/12 thru 11/30/17
10427	Office	8,925	118	2.45	21,907.68	262,892.16	9/1/12 thru 2/28/18
1245	Office	9,307	66	1.40	13,060.82	156,729.84	9/1/14 thru 8/31/19
20200	Office	6,124	49	1.79	10,951.75	131,421.00	12/1/14 thru 11/30/19
10360	Office	3,394	0	0.81	2,732.36	32,788.26	7/1/13 thru 6/30/17
20565	Office	2,499	15	1.38	3,448.62	6,897.24	7/1/17 thru 6/30/27
20430/454	Office	5,706	27	1.51	8,596.44	103,157.33	1/1/15 thru 1/31/20
20112	Office	3,900	21	1.70	6,640.49	79,685.90	9/1/14 thru 8/31/19
20456	Office	7,891	57	2.08	16,434.09	197,209.11	6/1/15 thru 3/31/25
9797	Office	5,100	31	1.12	5,721.91	68,662.92	9/1/12 thru 8/31/17
20578	Office	3,366	26	1.28	4,312.96	51,755.52	5/1/17 thru 4/30/27
20162	Office	3,092	26	3.23	9,979.43	119,753.16	2/1/13 thru 1/31/18
1761	Office	4,707	21	5.54	26,093.07	313,116.78	9/01/10 thru 12/31/19
20426	Office	2,935	15	1.03	3,013.27	36,159.24	11/1/14 thru 10/31/24
20343	Office	5,696	26	1.37	7,815.33	93,784.00	5/1/13 thru 4/30/18
10337	Office	18,195	75	1.54	27,939.75	335,276.96	1/1/77 thru 12/31/22
20131	Office	1,936	7	1.52	2,944.60	35,335.20	7/1/07 thru 10/31/17
10235	Office	3,698	23	1.36	5,028.38	60,340.50	3/1/14 thru 02/29/24
11581	Office	3,869	0	1.24	4,812.09	33,684.63	12/1/11 thru 03/31/17
20546	Office	4,764	28	2.47	11,763.88	58,819.39	4/1/17 thru 3/31/22
8087	Office	2,725	11	1.18	3,227.12	38,725.44	6/1/13 thru 5/31/18
10767	Office	2,448	9	2.06	5,052.88	10,105.76	7/1/17 thru 6/30/22
10506	Office	1,200	3	1.05	1,260.69	15,128.28	8/1/13 thru 7/31/18
20078	Office	1,360	0	0.78	1,065.33	12,783.96	8/1/14 thru 7/31/19
20501	Office	5,713	24	2.17	12,377.40	148,528.80	7/1/16 thru 6/30/21
20049	Office	1,166	3	0.84	976.67	11,720.06	7/1/14 thru 3/31/19
Leased Space Total		<u>210,285</u>	<u>1,035</u>		<u>\$ 332,559.20</u>	<u>\$ 3,773,804.02</u>	
Grand Total		<u>539,270</u>	<u>2,852</u>		<u>\$ 332,559.20</u>	<u>\$ 3,773,804.02</u>	

UNAUDITED
Comptroller of Public Accounts (304)

Schedule of Professional/Consulting Fees and Legal Service Fees

For the Fiscal Year Ended August 31, 2017

Name	Service Performed	Amount
PROFESSIONAL /CONSULTING FEES		
22ND Century Staffing, Inc.	Information Technology Services	\$ 35,226.00
Accenture, LLP	Information Technology Services	19,912,851.28
AKF Consulting, LLC	Investment Counseling Services	10,000.00
Allied Consultants, Inc.	Information Technology Services	3,796,117.00
Amazon Web Services, Inc.	Information Technology Services	30,081.12
AON Hewitt Investment	Investment Counseling Services	12,499.92
Armstrong & Armstrong Attorneys and Counsellors, PC	Other Professional Services	25,800.00
Audrey Selden	Educational/Training Services	500.00
Bara Infoware, Inc.	Information Technology Services	98,465.00
C & T Consulting Services, LLP	Information Technology Services	126,436.80
C & T Information Technology Consulting, Inc.	Information Technology Services	734,974.93
CA, Inc.	Information Technology Services	73,700.86
Capitol Consulting Services	Information Technology Services	1,608,121.00
Carahsoft Technology Corporation	Educational/Training Services	15,205.96
Carahsoft Technology Corporation	Information Technology Services	321,484.95
Catherine Jewell	Educational/Training Services	1,000.00
CDW Government, Inc.	Information Technology Services	20,840.00
Chef Software, Inc.	Information Technology Services	1,440.00
Cherryroad Technologies, Inc.	Information Technology Services	726,065.00
Circle Internet Services	Information Technology Services	50.00
Cloudbees, Inc.	Information Technology Services	3,749.50
Cogent Infotech Corporation	Information Technology Services	269,514.00
Complete Tablet Solutions, LTD	Educational/Training Services	9,900.00
Complete Tablet Solutions, LTD	Information Technology Services	42,248.00
Compsych Corporation	Other Professional Services	47,330.60
Convergeone, Inc.	Educational/Training Services	9,315.00
Convergeone, Inc.	Information Technology Services	30,600.00
Data Bank IMX, LLC	Information Technology Services	615.00
Datamanusa, Inc.	Information Technology Services	82,373.00
Dynamic Computing Services Corporation	Information Technology Services	447,663.00
E-Consulting, Inc.	Information Technology Services	23,075.00
EKHP Consulting, LLC	Information Technology Services	191,305.60
Elizabeth S. Goins	Educational/Training Services	500.00
Enterprise Warehousing Solutions, Inc	Educational/Training Services	10,800.00
Executive Information Systems, LLC	Educational/Training Services	30,710.40
Exitcertified	Educational/Training Services	2,750.00
G.K. Stephens & Associates	Educational/Training Services	1,000.00
George K. Baum & Company	Financial and Accounting Services	10,337.31
Github, Inc.	Information Technology Services	46.44
Go Daddy Com	Information Technology Services	135.36
GTS Technology Solutions, Inc.	Information Technology Services	11,989.50
Harrell Communications, LLC	Educational/Training Services	2,000.00
HDR Engineering, Inc.	Consultant Services-Other	14,950.00
Health Equity Matters, LLC	Educational/Training Services	1,000.00
Hewlett Packard Enterprise Company	Educational/Training Services	22,312.50
Hewlett Packard Enterprise Company	Information Technology Services	366,018.98
Humintell, LLC	Educational/Training Services	4,200.00
Hyland Software, Inc.	Educational/Training Services	3,000.00
IBM Corporation	Information Technology Services	157,604.87
IDEA Technologies, LLC	Information Technology Services	191,090.00
INFOJINI, Inc.	Information Technology Services	296,296.00
Insight Global	Information Technology Services	209,456.00
Itech Edge, LLC	Information Technology Services	32,890.00
Janet Hasty	Educational/Training Services	245,100.92
Janine C. Lanier	Educational/Training Services	3,600.00
Kelmar Associates, LLC	Information Technology Services	402,300.00
KST Data, Inc.	Information Technology Services	64,519.92
Learnquest, Inc.	Educational/Training Services	16,264.78
Lillian Garcia Cisneros	Educational/Training Services	1,000.00
Loblolly Consulting, LLC	Information Technology Services	514,107.00
Luna Data Solutions, Inc.	Information Technology Services	455,897.00
Mary Castleberry	Educational/Training Services	2,500.00

Concluded on the following page

UNAUDITED
Comptroller of Public Accounts (304)

Schedule of Professional/Consulting Fees and Legal Service Fees (concluded)

For the Fiscal Year Ended August 31, 2017

Name	Service Performed	Amount
PROFESSIONAL /CONSULTING FEES (concluded)		
MGT of America, Inc.	Other Professional Services	\$ 35,670.00
National Human Resource Group, Inc.	Information Technology Services	299,145.00
National Seminars Training	Educational/Training Services	3,500.00
Navayuga Infotech, LLC	Information Technology Services	298,246.80
Navex Global, Inc.	Other Professional Services	4,250.00
Neos Consulting Group, LLC	Information Technology Services	3,472,112.63
Netsuite, Inc.	Information Technology Services	1,600,590.00
NF Consulting Services	Information Technology Services	223,627.00
Onix Networking	Information Technology Services	185.00
Oracle America, Inc.	Information Technology Services	422,742.08
Pamela B. Owens	Educational/Training Services	1,000.00
Pedigo Staffing Services, LLC	Information Technology Services	64,897.50
Pitney Bowes	Information Technology Services	3,750.00
PMCS Services, Inc.	Information Technology Services	118,400.00
Powerdms, Inc.	Information Technology Services	1,871.51
Prelude Systems, Inc.	Information Technology Services	156,742.00
Presidio Technology Capital, LLC	Information Technology Services	16,750.00
Rackspace Hosting	Information Technology Services	6,025.05
Region VIII Education Service Center	Other Professional Services	600.00
Rehmani Consulting, Inc.	Information Technology Services	9,950.00
Resource Integrators, LLC	Information Technology Services	4,495,637.50
Robinson Performance Group	Educational/Training Services	6,000.00
RSM US, LLP	Consultant Services – Other	32,375.00
Scalr, Inc.	Information Technology Services	2,468.40
SDA Consulting, Inc.	Information Technology Services	289,540.00
Shelton Presort, Inc.	Information Technology Services	1,500.00
SHI Government Solutions, Inc.	Consultant Services-Other	41,670.00
SHI Government Solutions, Inc.	Information Technology Services	36,477.50
Sigma Surveillance DBA STS360	Information Technology Services	16,329.70
Sistema Technologies, Inc.	Information Technology Services	72,898.00
Skillsoft Corporation	Information Technology Services	91,017.00
Soal Technologies, LLC	Information Technology Services	672,788.00
Software AG USA, Inc.	Educational/Training Services	15,504.00
State Office of Administrative Hearings	Other Professional Services	660,000.00
Stellargy Services, LLC	Information Technology Services	241,481.00
Summus Industries, Inc.	Information Technology Services	217,872.55
Systems Evolution, Inc.	Information Technology Services	160,740.00
Texas Facilities Commission	Educational/Training Services	3,474.56
The Evolvers Group, LP	Information Technology Services	155,800.00
The New Office, Inc.	Information Technology Services	167,656.25
Tim S. Wooten	Consultant Services – Other	86,415.00
UVA Software	Information Technology Services	529.00
Value Management Group, LLC	Other Professional Services	48,000.00
Vibha Consulting, LLC	Information Technology Services	198,058.00
Whitaker IT	Information Technology Services	207,746.00
Wolters Kluwer Financial Services, Inc.	Educational/Training Services	6,000.00
Wombat Security Technologies	Information Technology Services	30,780.00
Workers Assistance Program	Educational/Training Services	400.00
Xerox State and Local Solutions, Inc.	Information Technology Services	139,020.00
Total Professional/Consulting Fees		<u>46,621,157.53</u>
LEGAL SERVICE FEES		
Graves Dougherty Hearon Moody, PC	Legal Services	36,920.00
Griffin Frey, PLLC	Legal Services	195.00
Norton Rose Fulbright US, LLP	Legal Services	69,636.60
Total Legal Service Fees		<u>106,751.60</u>
Total Professional/Consulting Fees and Legal Service Fees		<u><u>\$ 46,727,909.13</u></u>

Miscellaneous Supplementary Information Multistate Tax Commission Report

For the Year Ended August 31, 2017

Activities	Revenues	Expenditures
Travel for Conferences/Meetings	\$	\$ 13,204.03
Audit and Nexus Program Fees	1,475,425.19	
Annual Membership Assessments		<u>256,011.00</u>
Total	<u>\$ 1,475,425.19</u>	<u>\$269,215.03</u>

Note:

Revenues represent previously unreported taxes collected in the current fiscal year from entities for report periods as negotiated through the Multistate Tax Commission Nexus Program.

The expenditure activity above is for Comptroller's office employees only.

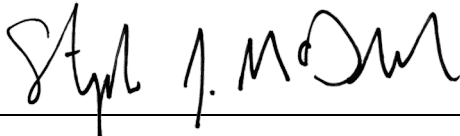
HUB Strategic Plan Progress Report

For the Fiscal Year Ending August 31, 2017

(Source: Texas Government Code, Title 10, Subtitle D, Section 2161.124)

Goal - Strategic Plan HUB Goal Actual = % Spent with HUBs from HUB Report	Actual for FY 16	Actual for FY 17	Goal for FY 18
Heavy Construction other than Buildings	N/A	N/A	N/A
Building construction, including general contractors and operative builders contracts.	N/A	N/A	N/A
Special trade construction contracts	9.51%	12.87%	32.90%
Professional services contracts	0.00%	0.00%	23.70%
Other services contracts	34.10%	33.49%	26.00%
Commodities contracts	17.35%	15.63%	21.10%


Prepared By:



Printed Name: Stephen McDonald

Phone Number: (512) 475-5654

Approved by:



Printed Name: Robert Chapa, Agency Administration Director

Phone Number: (512) 463-4762

UNAUDITED
Comptroller of Public Accounts (304)

Appropriation Item Transfers*

For the Fiscal Year Ended August 31, 2017

ITEM OF APPROPRIATION	Transfers - In	Transfers - Out	Net Transfers
A. Goal: Compliance with Tax Laws			
A.1.1. (13001) Ongoing Audit Activities	\$ 3,634,007.13	\$ 37,568,769.14	\$(33,934,762.01)
A.2.1. (13002) Tax Laws Compliance	29,908,137.31	41,243,803.67	(11,335,666.36)
A.3.1. (13003) Taxpayer Information	995,463.70	8,772,138.00	(7,776,674.30)
A.4.1. (13004) Tax Hearings	1,246,677.12	2,148,182.19	(901,505.07)
	<u>35,784,285.26</u>	<u>89,732,893.00</u>	<u>(53,948,607.74)</u>
B. Goal: Manage Fiscal Affairs			
B.1.1. (13005) Accounting/Reporting	2,432,172.62	9,241,698.84	(6,809,526.22)
B.1.2. (13030) CAPPs Implementation	17,271,712.11	17,266,840.94	4,871.17
B.2.1. (13009) Property Tax Program	923,007.36	3,615,995.03	(2,692,987.67)
B.3.1. (13014) Treasury Operations	237,113.67	2,281,476.53	(2,044,362.86)
B.4.1. (13027) Procurement	2,797,882.78	3,102,262.35	(304,379.57)
	<u>23,661,888.54</u>	<u>35,508,273.69</u>	<u>(11,846,385.15)</u>
C. Goal: Tax and Financial Information Technology			
C.1.1. (13011) Revenue and Tax Processing	4,051,338.88	13,732,671.39	(9,681,332.51)
	<u>4,051,338.88</u>	<u>13,732,671.39</u>	<u>(9,681,332.51)</u>
Administrative and Support Cost			
(13901,13902, 13903, 13904, 13905)	88,938,260.89	13,461,935.49	75,476,325.40
	<u>\$ 152,435,773.57</u>	<u>\$ 152,435,773.57</u>	<u>\$ 0.00</u>

* This schedule does not include benefit replacement pay or transfers to other state agencies.

Schedule of State-Owned or Leased Vehicles Used by State Employees

For the Fiscal Year Ended August 31, 2017

Employee Name	Job Title	Reason for Authorization
SUPPORT SERVICES		
Agency Support Operations		
Shane Hill	Manager III	Administration
Adrian Gutierrez	Drafting Technician II	Administration/Exec Driver
Kevin Castilleja	Admin. Asst. III	Exec Driver
Steve Gomez	Admin. Asst. IV	Exec Driver
Cecil Harden	Admin. Asst. III	Agency Messenger Runs
Taylor Harkey	Admin. Asst. II	Agency Messenger Runs
Michael Vassar	Admin. Asst. III	Agency Messenger Runs
Mario Luna	Admin. Asst. III	Agency Messenger Runs
Jarrett Ludwig	Admin. Asst. II	Agency Messenger Runs
Warehouse Operations		
Michael Causey	Admin. Asst. II	Deliveries to local Comptroller Offices
Willie Simpson	Admin. Asst. IV	Deliveries to local Comptroller Offices
Leonard Coffee	Admin. Asst. II	Deliveries to local Comptroller Offices
Jack Oliva	Admin. Asst. V	Deliveries to local Comptroller Offices
Christopher Ygnacio	Admin. Asst. II	Deliveries to local Comptroller Offices
Ruben Ramirez	Program Specialist IV	Deliveries to local Comptroller Offices
Larry Gray	Admin. Asst.	Deliveries to local Comptroller Offices
Sharon Sylvester	Program Specialist IV	Administration
DOCUMENT MANAGEMENT		
Mail Operations		
Mario Ayala	Admin. Assist. II	Mail Delivery to Vendor
Earnest Anderson	Admin. Assist. II	Mail Delivery to Vendor
Tony Bragg	Admin. Assist. II	Mail Delivery to Vendor and Comptroller Offices
INFORMATION AND TECHNOLOGY		
Infrastructure		
Enrique Morales	System Analyst III	Transport data equipment to local Comptroller Offices
Michael Martinez	System Support Spec. III	Transport data equipment to local Comptroller Offices
ACCOUNT MAINTENANCE		
Selom Agbottah	Accounts Examiner III	Transport tobacco stamps from the Rusk to LBJ state office Bldg.
Martin DelConte	Accounts Examiner III	Driver/Transport tobacco stamps from the Rusk to LBJ state office Bldg.
Jose Guerrero	Accounts Examiner III	Driver/Transport tobacco stamps from the Rusk to LBJ state office Bldg.
David Harvey	Accounts Examiner III	Driver/Transport tobacco stamps from the Rusk to LBJ state office Bldg.
REVENUE PROCESSING		
Humair Shamsie	Accounts Examiner II	Picking up mail from the Post Office
Allen Wilganowski	Accounts Examiner III	Picking up mail from the Post Office
Larry Burton	Accounts Examiner II	Picking up mail from the Post Office
Thomas Tindall	Accounts Examiner IV	Picking up mail from the Post Office
Yasmeen Asif	Accounts Examiner IV	Picking up mail from the Post Office
Janice White	Accounts Examiner II	Picking up mail from the Post Office
STATEWIDE SUPPORT SERVICES		
Statewide Mail Operations		
Chris Christine	Manager IV	Administration
Ruben Gonzales	Admin. Asst. IV	Administration
Virginia Alvarez	Admin. Asst. III	Mail Operations
Jessica Lopez-White	Admin. Asst. II	Mail Operations
Brenda Ruiz	Admin. Asst. II	Mail Operations
Frank Burton	Admin. Asst. II	Statewide Mail Messenger
Kevin Bocanegra	Admin. Asst. II	Statewide Mail Messenger
Larry Gonzales	Admin. Asst. II	Statewide Mail Messenger
Kevin Hooper	Admin. Asst. II	Statewide Mail Messenger
Arturo Segura	Admin. Asst. II	Statewide Mail Messenger
Oswaldo Villalva	Admin. Asst. II	Statewide Mail Messenger

Schedule of Vehicles Purchased

For the Year Ended August 31, 2017

Make	Model	Year	Purchase Price	Type of Use	Fuel Efficiency Rating (City/Highway MPG)	Plate #
STATEWIDE MAIL OPERATIONS						
Chevy	Van	2017	\$20,108.00	Mail Delivery	11/17	135-3277

Comptroller's Judiciary Section (241)

NONFINANCIAL DATA STATEMENTS

UNAUDITED
Comptroller's Judiciary Section (241)

UNAUDITED
Comptroller's Judiciary Section (241)

Appropriation Item Transfers*

For the Fiscal Year Ended August 31, 2017

ITEM OF APPROPRIATION	Transfers - In	Transfers - Out	Net Transfers
A. Goal: Judicial Salaries and Payments			
Strategies:			
A.1.2. (13037) Visiting Judges - Regions	\$ 1,693.84	\$ 0.00	\$ 1,693.84
A.1.3. (13038) Visiting Judges - Appellate	0.00	58,078.53	(58,078.53)
A.1.5. (13002) District Judges - Travel	4,402.66	0.00	4,402.66
Total Goal A: Judicial Salaries and Payments	<u>6,096.50</u>	<u>58,078.53</u>	<u>(51,982.03)</u>
B. Goal: Prosecutor Salaries and Payments			
Strategies:			
B.1.5. (13007) Felony Prosecutors Travel	831.79	0.00	831.79
B.1.6. (13009) Felony Prosecutors Expenses	0.00	6,928.29	(6,928.29)
Total Goal B: Prosecutor Salaries and Payments	<u>831.79</u>	<u>6,928.29</u>	<u>(6,096.50)</u>
D. Goal: Special Programs			
Strategies:			
D.1.6. (13033) National Center For State Courts	58,078.53	0.00	58,078.53
Total Goal D: Special Programs	<u>58,078.53</u>	<u>0.00</u>	<u>58,078.53</u>
NET APPROPRIATION ITEM TRANSFERS	<u>\$65,006.82</u>	<u>\$ 65,006.82</u>	<u>\$ 0.00</u>

*This schedule does not include benefit replacement pay or transfers to other state agencies.

UNAUDITED
Comptroller's Judiciary Section (241)

Comptroller – Fiscal (902)
NONFINANCIAL DATA STATEMENTS

UNAUDITED
Comptroller – Fiscal (902)

UNAUDITED
Comptroller – Fiscal (902)

Schedule of Professional/Consulting Fees

For the Fiscal Year Ended August 31, 2017

Name	Service Performed	Amount
Abdelrazzak Aleskandrany	Other Professional Services	\$ 900.00
Albert A Cannistra	Other Professional Services	9,750.00
Allan R Lazor	Other Professional Services	13,950.00
Andre N Suissa	Other Professional Services	8,750.00
Ann Michael	Other Professional Services	4,050.00
Antonio S Wilson	Other Professional Services	900.00
Antonio V Concepcion	Financial and Accounting Services	84,953.13
Art Koenings Jr	Financial and Accounting Services	20,000.00
Arthur T Koenings Jr & Nancy J Wilkins	Financial and Accounting Services	21,796.88
Audit Services Us Llc	Financial and Accounting Services	13,553.42
Barbara Stubblefield	Other Professional Services	4,500.00
Bertram W Jenkins	Other Professional Services	1,750.00
Bobby R Griffith, Jr	Other Professional Services	750.00
Brenda Maldonado	Financial and Accounting Services	90,000.00
Bruce Wettman	Other Professional Services	16,050.00
C & T Information Technology Consulting Inc	Information Technology Services	472,880.00
Camille M Tankersley	Other Professional Services	1,800.00
Candace Rubin	Other Professional Services	450.00
Carol E Williams	Other Professional Services	8,350.00
Celia M Harness	Other Professional Services	5,400.00
Chanketha T Deckard	Other Professional Services	400.00
Charles D Bratton	Other Professional Services	450.00
Cherise D Collins	Financial and Accounting Services	42,534.00
Chris D Noble	Other Professional Services	900.00
Christian S Dennie	Other Professional Services	16,100.00
Christina M Hendry	Other Professional Services	9,100.00
Cindy H Coats Cpa	Financial and Accounting Services	85,000.00
Comeka C Anderson Diaz	Other Professional Services	10,800.00
Cynthia Alvarez	Financial and Accounting Services	74,319.06
Dan A Northern	Financial and Accounting Services	60,000.00
Dane F Sever	Other Professional Services	900.00
Daniel Altman	Other Professional Services	8,200.00
Daniel Fulkerson	Other Professional Services	3,700.00
Daniel W Pelech	Other Professional Services	450.00
Debra Lawson	Other Professional Services	3,950.00
Delores A Nornberg	Financial and Accounting Services	40,000.00
Demetria L Walker	Other Professional Services	900.00
Denise E Peterson	Other Professional Services	17,550.00
Dennis D Steger	Other Professional Services	8,950.00
Derek Flowers	Other Professional Services	450.00
Diana L Squires	Other Professional Services	8,650.00
Dianne S Davis	Other Professional Services	850.00
Dibrell Page Dobbs	Financial and Accounting Services	80,000.00
Discovery Audit Services Llc (Das)	Financial and Accounting Services	1,654,428.87
Dixie Smith	Financial and Accounting Services	64,350.00
Donald R Harrell Sr	Other Professional Services	4,800.00
Donna R Harris	Other Professional Services	9,950.00
Dora Irma Ortiz	Financial and Accounting Services	20,000.00
Edwin E Scharf	Other Professional Services	1,500.00
Elizabeth A Harris	Other Professional Services	8,750.00
Elizabeth D Osborne	Other Professional Services	7,100.00
Elva D Schrimpscher	Other Professional Services	24,050.00
Emily K Wilkin	Other Professional Services	400.00
Erania Ebron	Other Professional Services	450.00
Evan B Glick	Other Professional Services	13,500.00
Fabian Avina	Financial and Accounting Services	59,606.25

Continued on the following page

UNAUDITED
Comptroller – Fiscal (902)

Schedule of Professional/Consulting Fees (continued)

For the Fiscal Year Ended August 31, 2017

Name	Service Performed	Amount
Felicia Guidry	Other Professional Services	\$ 15,750.00
FIS Global	Information Technology Services	27,900.00
Frances L Vaughan	Other Professional Services	6,650.00
Francine M Wharton	Other Professional Services	4,950.00
Francis J Bourgeois	Other Professional Services	14,950.00
Frank L Thomas	Other Professional Services	1,800.00
Frederick D Nixon	Financial and Accounting Services	31,015.63
Fredreck S Hudgens	Other Professional Services	3,950.00
Garrett State Tax Service Inc	Financial and Accounting Services	94,553.13
Garth Lewis	Other Professional Services	3,350.00
Gary Sanders	Other Professional Services	13,850.00
Gary T Voit	Other Professional Services	8,800.00
Gila Llc	Financial and Accounting Services	265,451.20
Griffin D Vance	Other Professional Services	1,700.00
Homer Max Wiesen	Financial and Accounting Services	80,000.00
Iredell Drew Polk	Other Professional Services	1,300.00
Issac W Harper	Other Professional Services	6,950.00
Jack Salamone	Other Professional Services	8,250.00
Jamelda W Burton-Domino	Other Professional Services	3,100.00
James D Arrant	Other Professional Services	14,100.00
James E Vale, Sr.	Other Professional Services	7,700.00
James K Davis	Other Professional Services	3,850.00
James L Maibach	Other Professional Services	4,850.00
James P Thompson	Other Professional Services	11,400.00
James R Webb	Other Professional Services	4,900.00
James W Dinkins	Other Professional Services	4,800.00
James W Dirks	Other Professional Services	6,350.00
Jamie Cruz	Other Professional Services	4,275.00
Jason T Dorn	Other Professional Services	450.00
Jean Chan	Financial and Accounting Services	49,484.38
Jeffrey F Branson	Other Professional Services	1,250.00
Jeffrey Kilgore	Other Professional Services	750.00
Jennifer L Viner	Other Professional Services	14,225.00
Jennifer R Clark	Other Professional Services	8,100.00
Jett W Rink	Other Professional Services	10,700.00
John Francis Jacob	Other Professional Services	17,000.00
John H Dorie	Other Professional Services	1,700.00
John R Passero, Sr.	Other Professional Services	4,950.00
John V Stockton	Other Professional Services	10,550.00
Jorge Garza	Other Professional Services	3,900.00
Judy Sherretts	Other Professional Services	450.00
Keith A Hutchinson	Other Professional Services	6,500.00
Kelmar Associates Llc	Financial and Accounting Services	1,271.15
Kevin A Forsberg	Other Professional Services	1,300.00
Kim Carmack, CCIM	Other Professional Services	9,500.00
Kim L Milstead	Other Professional Services	450.00
Kimberlee K Kovach	Other Professional Services	1,650.00
Kimberly N Barnes Henson	Other Professional Services	10,050.00
Kurt Duane Stratton	Other Professional Services	17,200.00
Lada Angelova	Other Professional Services	11,800.00
Larry D Durham	Other Professional Services	5,150.00
Larry W Wallace	Other Professional Services	2,850.00
Laurie J Durbin	Other Professional Services	15,500.00
Lee A Hopes & Associates Inc	Financial and Accounting Services	59,000.00
Lejaurean D Hailey	Other Professional Services	450.00
Leonard Schwartz	Other Professional Services	13,550.00
Leslie E Tolliver	Other Professional Services	19,200.00
Linda S Blackmon	Other Professional Services	9,350.00

Continued on the following page

UNAUDITED
Comptroller – Fiscal (902)

Schedule of Professional/Consulting Fees (continued)

For the Fiscal Year Ended August 31, 2017

Name	Service Performed	Amount
Loretta L Higgins	Other Professional Services	\$ 5,700.00
M Lance Coyle	Other Professional Services	14,275.00
Majorie Johnson	Other Professional Services	4,600.00
Malene P Howard	Other Professional Services	7,650.00
Marina Roy Buenaventura	Financial and Accounting Services	80,000.00
Mario A Mandujana	Financial and Accounting Services	60,000.00
Mark H Ritchie	Other Professional Services	3,100.00
Mark J Ash	Other Professional Services	7,500.00
Mark L Fishman	Other Professional Services	15,100.00
Mark McCleary	Other Professional Services	12,550.00
Mark S Bassham	Other Professional Services	450.00
Mary Ellen Coimbra	Other Professional Services	9,450.00
Mary Louise Mosley-Moore	Other Professional Services	1,750.00
Mary T Nguyen	Other Professional Services	4,900.00
Mauro Longoria	Financial and Accounting Services	26,078.13
Melissa Hampton	Other Professional Services	6,050.00
Melissa Lemmon	Other Professional Services	1,350.00
Michael A Jacobs	Other Professional Services	6,350.00
Michael E Denosky	Other Professional Services	3,150.00
Michael S Hill	Other Professional Services	1,200.00
Michelle E Chesney	Other Professional Services	450.00
Mitchell B Rowe	Other Professional Services	4,250.00
Patrick D Mahoney	Other Professional Services	11,950.00
Paul D Underwood	Financial and Accounting Services	78,550.31
Paul Hernandez	Financial and Accounting Services	60,127.04
Paula Womack	Other Professional Services	6,150.00
Pearl S Landau	Other Professional Services	6,600.00
Pittney Bowes Software, Inc	Data Processing Services	536,765.00
Ralph L Buller	Other Professional Services	450.00
Ramiro J Garza	Financial and Accounting Services	90,000.00
Randy L McKechnie	Other Professional Services	12,400.00
Rebecca H Ringer	Other Professional Services	2,150.00
Regina Proctor	Other Professional Services	800.00
Renee A Jordan	Other Professional Services	9,150.00
Resource Integrators Llc	Information Technology Services	1,871,297.00
Rex M Harris	Other Professional Services	4,600.00
Richard A Skotak	Other Professional Services	3,900.00
Richard D Weise, Sr	Other Professional Services	1,350.00
Rita P Cannon	Other Professional Services	5,250.00
Robert B McLeroy	Other Professional Services	450.00
Robert E Tschirhart	Other Professional Services	8,100.00
Robert H Henderson	Other Professional Services	750.00
Robert J Ola	Other Professional Services	14,300.00
Robert L Wheelock	Other Professional Services	25,275.00
Robert S Radebaugh	Other Professional Services	450.00
Rodney S Powell	Other Professional Services	24,700.00
Roger L Burrow	Other Professional Services	6,700.00
Romiro J Garza	Financial and Accounting Services	90,000.00
Ronald D Canady	Other Professional Services	10,000.00
Ronnie Earl Marsh	Financial and Accounting Services	40,000.00
Rosario C Arroyo	Other Professional Services	1,150.00
Ross B Russell	Other Professional Services	4,700.00
Rudy R Robinson III	Other Professional Services	2,650.00
Ruzicka Reed Partnership Dale Ruzicka Partner	Financial and Accounting Services	100,000.00
Salli R Smith	Other Professional Services	10,100.00
Sam W Armstrong Cpa	Financial and Accounting Services	64,953.13
Samuel O Harris, Jr.	Other Professional Services	850.00
Samuel Stewart	Other Professional Services	13,600.00

Concluded on the following page

UNAUDITED
Comptroller – Fiscal (902)

Schedule of Professional/Consulting Fees (concluded)

For the Fiscal Year Ended August 31, 2017

Name	Service Performed	Amount
Scott D Nguyen	Other Professional Services	\$ 4,300.00
Scott Ensminger	Other Professional Services	400.00
Selina Boggs	Other Professional Services	2,100.00
Shannon L Mays	Other Professional Services	12,500.00
Sharon O Jones	Other Professional Services	4,950.00
Sherry R Wetsch	Other Professional Services	18,500.00
Shunda L Lee	Other Professional Services	400.00
Stacie Sims	Financial and Accounting Services	30,000.00
State And Local Tax Group Llc	Financial and Accounting Services	115,000.00
Stephanie Clark Jackson	Financial and Accounting Services	79,953.13
Stephen G Riddle	Other Professional Services	13,800.00
Steve M Spencer	Other Professional Services	1,800.00
Stites Tax Consulting Group Gp Llc	Financial and Accounting Services	74,984.38
Sullivan State Tax Group Llc	Financial and Accounting Services	60,000.00
Suresh A Keshani	Other Professional Services	7,550.00
Sylvia S Tsang	Other Professional Services	1,350.00
T Richard Clower	Other Professional Services	450.00
Tamara Andrus Koenigs	Financial and Accounting Services	8,609.37
Tamika C Demming	Other Professional Services	2,150.00
Tammy Y Moore	Other Professional Services	18,350.00
Tanya D Pratt	Other Professional Services	900.00
Taygor Associates Llc Lc Gordon Jr	Financial and Accounting Services	84,150.00
Teddy A Obaseki	Other Professional Services	450.00
Terra F Hillman	Financial and Accounting Services	56,453.13
Texas Tax Consulting Group Lc	Financial and Accounting Services	80,925.00
Theunis A Voorkamp	Other Professional Services	5,950.00
Thomas A Bazan	Other Professional Services	13,400.00
Thomas L Kormas	Other Professional Services	6,750.00
Tiffany Hodge	Other Professional Services	1,200.00
TI2Q Llc	Financial and Accounting Services	10,725.73
Tommy D Overton, Jr.	Other Professional Services	1,800.00
Tracy G Kelley	Other Professional Services	1,300.00
Tracy L Stanley	Other Professional Services	12,750.00
Treasury Services Group Llc	Financial and Accounting Services	722,855.22
Treva M Sullivan	Financial and Accounting Services	10,000.00
Vernice Seriale Jr	Financial and Accounting Services	74,250.00
Verus Financial Llc	Financial and Accounting Services	992,231.94
Vivian W Huang	Other Professional Services	9,850.00
Walter W Pike	Other Professional Services	15,925.00
Wayne A Powe	Financial and Accounting Services	51,875.00
Wayne J Wolfe	Other Professional Services	450.00
Wilbert L Ullrich	Other Professional Services	2,000.00
William A Burdett	Other Professional Services	1,750.00
William G Edge	Other Professional Services	1,800.00
William Noem Roth	Other Professional Services	850.00
William R Jonson	Other Professional Services	6,800.00
William R Sherman	Other Professional Services	100.00
William Sturman	Other Professional Services	8,800.00
Willie E Harris	Other Professional Services	5,400.00
Willie L Sullivan Jr	Financial and Accounting Services	10,000.00
Woodrow M Bonesio	Other Professional Services	17,250.00
Xerox State And Local Solutions Inc	Financial and Accounting Services	61,160.83
Yolanda Marshall	Other Professional Services	750.00
Total Professional and Consulting Fees		<u>\$ 10,212,466.44</u>

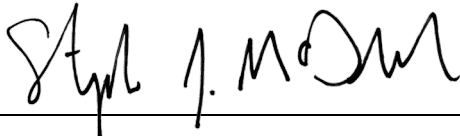
HUB Strategic Plan Progress Report

For the Fiscal Year Ending August 31, 2017

(Source: Texas Government Code, Title 10, Subtitle D, Section 2161.124)

Goal - Strategic Plan HUB Goal Actual = % Spent with HUBs from HUB Report	Actual for FY 16	Actual for FY 17	Goal for FY 18
Heavy Construction other than Buildings	N/A	N/A	N/A
Building construction, including general contractors and operative builders contracts.	N/A	N/A	N/A
Special trade construction contracts	0.00%	0.00%	32.90%
Professional services contracts	8.29%	7.02%	23.70%
Other services contracts	8.79%	51.64%	26.00%
Commodities contracts	0.00%	0.00%	21.10%


Prepared By:



Printed Name: Stephen McDonald

Phone Number: (512) 475-5654

Approved by:



Printed Name: Robert Chapa, Agency Administration Director

Phone Number: (512) 463-4762

UNAUDITED
Comptroller – Fiscal (902)

Comptroller Treasury – Fiscal (311)

NONFINANCIAL DATA STATEMENTS

UNAUDITED
Comptroller Treasury – Fiscal (311)

UNAUDITED
Comptroller Treasury – Fiscal (311)

Schedule of Professional/Consulting Fees and Legal Service Fees

For the Fiscal Year Ended August 31, 2017

<u>Name</u>	<u>Services Performed</u>	<u>Amount</u>
PROFESSIONAL/CONSULTING FEES		
Texas Treasury Safekeeping Trust Co., Inc.	Investment Counseling	<u>\$ 9,499,858.51</u>
Total Professional/Consulting Fees		<u>9,499,858.51</u>
LEGAL SERVICE FEES		
Office of Attorney General	Legal Service Fee	<u>9,500.00</u>
Total Legal Service Fees		<u>9,500.00</u>
Total Professional/Consulting Fees and Legal Service Fees		<u><u>\$ 9,509,358.51</u></u>

UNAUDITED
Comptroller Treasury – Fiscal (311)

Texas Treasury
Safekeeping Trust Company (930)

NONFINANCIAL DATA STATEMENTS

UNAUDITED
Texas Treasury Safekeeping Trust Company (930)

UNAUDITED
Texas Treasury Safekeeping Trust Company (930)

Schedule of Professional/Consulting Fees and Legal Service Fees

For the Fiscal Year Ended August 31, 2017

Name	Services Performed	Amount
PROFESSIONAL/CONSULTING FEES		
Padgett Statemann & Co., L.L.P.	Audit Services	\$ 160,650.00
Comptroller of Public Accounts	Contracted Services	70,495.12
Aksia, LLC	Financial and Accounting Services	704,166.67
Asset Consulting Group, Inc.	Financial and Accounting Services	768,916.63
Bloomberg Finance LP	Financial and Accounting Services	356,159.38
Hedge Fund Research, Inc	Financial and Accounting Services	3,500.00
Parametric Portfolio Associates LLC	Financial and Accounting Services	37,292.00
QED Information Systems, Inc.	Financial and Accounting Services	150,030.11
Russell Investments	Financial and Accounting Services	250.00
Standard and Poors Ratings Services	Financial and Accounting Services	47,231.69
State Street Bank and Trust	Financial and Accounting Services	1,294,329.36
Strategic Insight Group	Financial and Accounting Services	46,121.30
Sweetwater Capital Advisors, LLC	Financial and Accounting Services	900,000.00
Cutter Associates, Inc.	Computer Consulting Services	1,955,360.00
Air Consulting LLC	Computer Consulting Services	4,480.00
SimCorp USA Inc.	Computer Consulting Services	2,729,515.00
Soal Technologies LLC	Computer Consulting Services	76,880.00
Total Professional/Consulting Fees		<u>9,305,377.26</u>
LEGAL SERVICE FEES		
Vinson & Elkins, LLP	Legal Services	18,078.56
Big Bend Law	Legal Services	2,344.40
The Fowler Law Firm, PC	Legal Services	3,500.00
U.S. Department of Homeland Security	Legal Services	3,550.00
Total Legal Services Fees		<u>27,472.96</u>
Total Professional/Consulting and Legal Services Fees		<u><u>\$ 9,332,850.22</u></u>

UNAUDITED
Texas Treasury Safekeeping Trust Company (930)

Texas Prepaid Higher Education
Tuition Board (315)

NONFINANCIAL DATA STATEMENTS

UNAUDITED
Texas Prepaid Higher Education Tuition Board (315)

Schedule of Bonded Employees

For the Fiscal Year Ended August 31, 2017

Fidelity Bond Coverage

The Dragoo Insurance Agency, Wormley-Mitchell/GC Companies carried a faithful performance blanket bond on the Texas Comptroller of Public Accounts and his employees. On August 31, 2017, the amount of coverage was \$1,000,000 per loss with a \$25,000 deductible. The staff of the Texas Prepaid Higher Education Tuition Board are employees of the Texas Comptroller of Public Accounts.

In addition, the Texas Prepaid Higher Education Tuition Board has Public Official and Employment Practices Liability Insurance coverage for board members through Arthur J. Gallagher & Co. – Dallas. The coverage amount as of August 31, 2017, was \$2,000,000 per claim and in the aggregate with a \$100,000 deductible.

UNAUDITED
Texas Prepaid Higher Education Tuition Board (315)

Schedule of Professional/Consulting Fees and Legal Service Fees

For the Fiscal Year Ended August 31, 2017

Name	Service Performed	Amount
PROFESSIONAL/CONSULTING FEES		
Advantus Capital Management Inc.	Investment Management Services	\$ 314,170.81
AKF Consulting LLC	529 Consulting Services	119.59
College Savings Systems	Software Maintenance Services	5,617.00
Aon Hewitt Investment Consulting, Inc.	Investment Consulting Services	299,806.08
Northern Trust Company	Investment Management Services	51,893.59
Northern Trust Company	Master Trust Custodian Services	132,739.88
NorthStar Financial Services Group, LLC	Program Management Services	3,777,579.35
BBD, LLP	Financial Audit Services	23,600.00
RSM US, LLP	Financial Audit Services	152,500.00
Rhumblin Advisers	Investment Management Services	21,556.13
Shenkman Capital Management	Investment Management Services	475,376.89
Sherman Actuarial Services LLC	Actuarial Services	37,000.00
SRB Systems, Inc.	Software Maintenance Services	259,560.00
KST Data Inc.	Hardware Installation Services	2,171.55
Total Professional/Consulting Fees		<u>5,553,690.87</u>
LEGAL SERVICE FEES		
Graves Dougherty Hearon & Moody	Legal Services	9,690.00
Griffin Frey, PLLC	Legal Services	682.50
Total Legal Services Fees		<u>10,372.50</u>
Total Professional/Consulting and Legal Services Fees		<u><u>\$ 5,564,063.37</u></u>
Recap by Fund Type:		
Proprietary Fund Type – Enterprise Fund 0892	Texas Guaranteed Tuition Plan	\$ 1,505,950.14
Proprietary Fund Type – Enterprise Fund 0842	Texas Tuition Promise Fund®	3,866,146.29
Fiduciary Fund Type – Private-Purpose Trust Fund	Texas College Savings Plans	191,966.94
Total, As Above		<u><u>\$ 5,564,063.37</u></u>

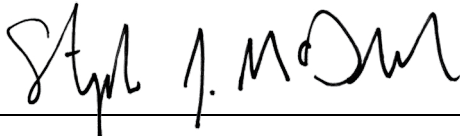
HUB Strategic Plan Progress Report

For the Fiscal Year Ending August 31, 2017

(Source: Texas Government Code, Title 10, Subtitle D, Section 2161.124)

Goal - Strategic Plan HUB Goal Actual = % Spent with HUBs from HUB Report	Actual for FY 16	Actual for FY 17	Goal for FY 18
Heavy Construction other than Buildings	N/A	N/A	N/A
Building construction, including general contractors and operative builders contracts.	N/A	N/A	N/A
Special trade construction contracts	0.00%	0.00%	32.90%
Professional services contracts	0.00%	0.00%	23.70%
Other services contracts	0.51%	36.03%	26.00%
Commodities contracts	7.59%	44.54%	21.10%


Prepared By:



Printed Name: Stephen McDonald

Phone Number: (512) 475-5654

Approved by:



Printed Name: Robert Chapa, Agency Administration Director

Phone Number: (512) 463-4762

UNAUDITED
Texas Prepaid Higher Education Tuition Board (315)

Comptroller State Energy
Conservation Office (907)

NONFINANCIAL DATA STATEMENTS

UNAUDITED
Comptroller State Energy Conservation Office (907)

Schedule of Professional/Consulting Fees

For the Fiscal Year Ended August 31, 2017

Name	Service Performed	Amount
PROFESSIONAL /CONSULTING FEES		
Apple Energy	Training	\$ 28,744.32
Ashrae	Training	31,710.00
Houston Advanced Research Center	Energy Analysis	228,631.71
Jacobs Engineering Group INC.	Technical Assistance	413,299.88
Texas Energy Engineering Services INC.	Technical Assistance	433,800.20
University of Texas at Austin	Energy Program Support/Clean Energy Incubation	177,868.62
ESA Energy Systems Associates INC	Technical Assistance	1,950.00
United States Department of Energy	Training	360.00
Lone Star Clean Fuel Alliance	Training	75.00
Total Professional/Consulting Fees		<u>\$ 1,316,439.73</u>

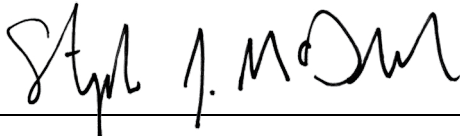
HUB Strategic Plan Progress Report

For the Fiscal Year Ending August 31, 2017

(Source: Texas Government Code, Title 10, Subtitle D, Section 2161.124)

Goal - Strategic Plan HUB Goal Actual = % Spent with HUBs from HUB Report	Actual for FY 16	Actual for FY 17	Goal for FY 18
Heavy Construction other than Buildings	N/A	N/A	N/A
Building construction, including general contractors and operative builders contracts.	N/A	N/A	N/A
Special trade construction contracts	0.00%	0.00%	32.90%
Professional services contracts	0.00%	0.00%	23.70%
Other services contracts	24.70%	36.55%	26.00%
Commodities contracts	2.91%	0.00%	21.10%


Prepared By:



Printed Name: Stephen McDonald

Phone Number: (512) 475-5654

Approved by:



Printed Name: Robert Chapa, Agency Administration Director

Phone Number: (512) 463-4762

