

# BIENNIAL REVENUE ESTIMATE

---

January 2017



# Revenue Available for General Purpose Spending

## BIENNIAL REVENUE ESTIMATE

		2016-17	2018-19
General Revenue-Related (GR-R) Revenues from Sales Taxes (Before allocation to State Highway Fund)	+	\$56.83	\$61.97
Sales Taxes Allocated to State Highway Fund	-	\$0.0	\$4.71
<b>Net GR-R Revenues from Sales Taxes</b>	<b>=</b>	<b>\$56.83</b>	<b>\$57.26</b> SUBTOTAL
Other GR-R Revenues	+	\$45.61	\$49.21
<b>Total GR-R Revenues</b>	<b>=</b>	<b>\$102.45</b>	<b>\$106.47</b> SUBTOTAL
Beginning Fund Balances	+	\$7.29	\$1.53
<b>Total GR-R Revenue &amp; Fund Balances</b>	<b>=</b>	<b>\$109.73</b>	<b>\$108.00</b> SUBTOTAL
Revenue Reserved for Transfers to the Economic Stabilization and State Highway Funds	-	\$2.0	\$3.13
<b>Total Revenue Available for General Purpose Spending</b>	<b>=</b>	<b>\$107.73</b>	<b>\$104.87</b> TOTAL

In Billions of Dollars

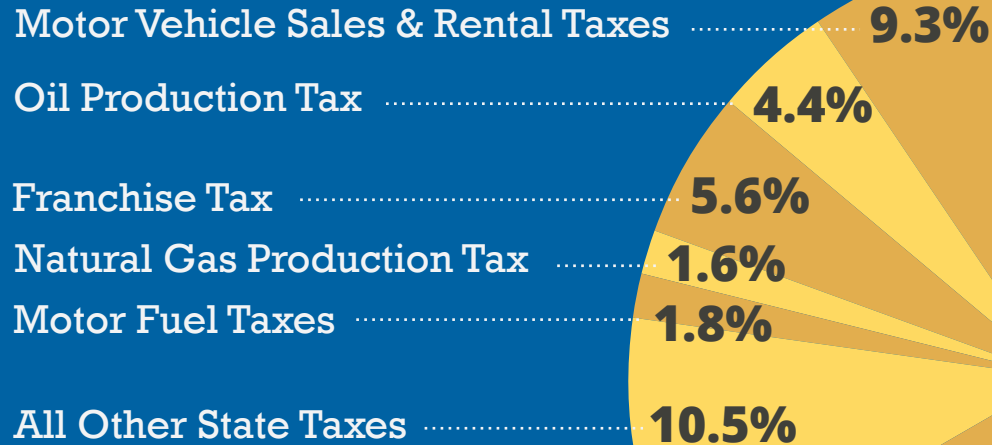
**In 2015, voters approved Proposition 7, which requires the Comptroller to direct some tax revenues to the State Highway Fund starting in fiscal 2018.**

Note: Totals may not sum due to rounding.

# Sources of General Revenue-Related Revenues for 2018-19

BIENNIAL REVENUE ESTIMATE

## STATE TAX REVENUES

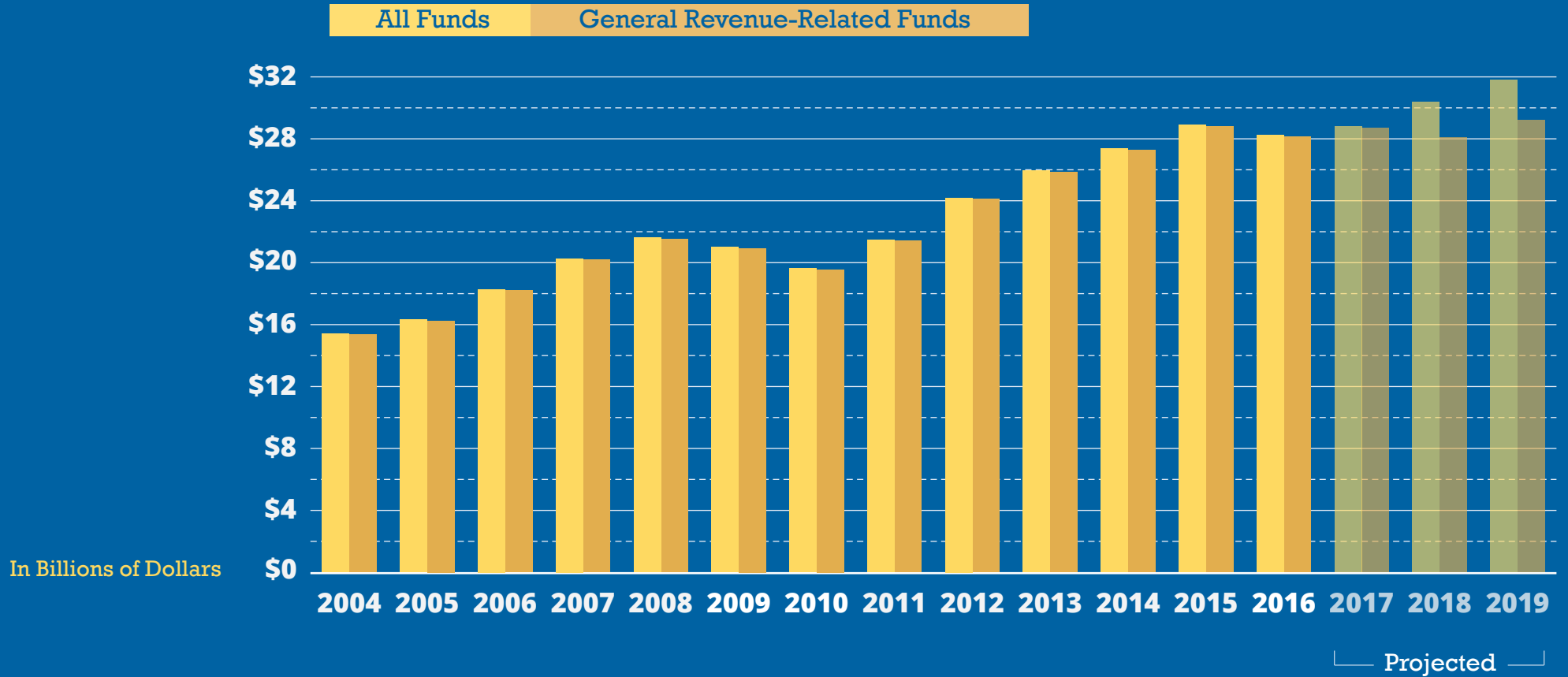


## OTHER REVENUES



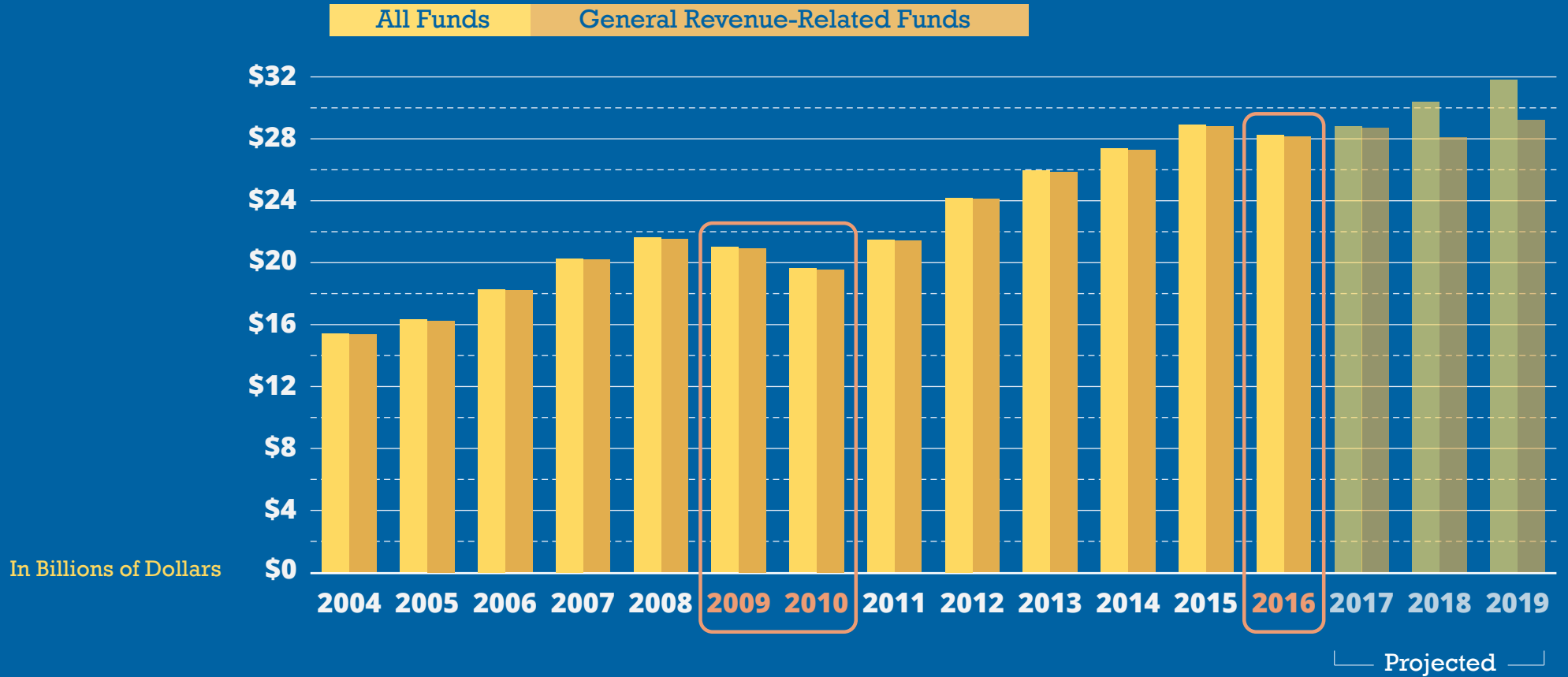
# Annual Net Sales Tax Collections

BIENNIAL REVENUE ESTIMATE



# Annual Net Sales Tax Collections

BIENNIAL REVENUE ESTIMATE



# Annual Net Sales Tax Collections / Mining

BIENNIAL REVENUE ESTIMATE

