

CONNECTING SMALL BUSINESSES  
TO TEXAS-SIZED OPPORTUNITIES



SEMI-ANNUAL REPORT  
**FY 2023**



STATEWIDE HISTORICALLY UNDERUTILIZED  
BUSINESS PROGRAM



**GLENN HEGAR, TEXAS COMPTROLLER OF PUBLIC ACCOUNTS**

---

P.O. BOX 13528 • AUSTIN, TEXAS 78711-3528

May 15, 2023

The Honorable Greg Abbott, Governor, State of Texas  
The Honorable Dan Patrick, Lieutenant Governor, State of Texas  
The Honorable Dade Phelan, Speaker, Texas House of Representatives

Gentlemen:

The Statewide Historically Underutilized Business (HUB) Program, a component of the Statewide Procurement Division of the Texas Comptroller of Public Accounts, is pleased to submit the Fiscal 2023 Semi-Annual Expenditure Report of contracts awarded to HUBs, as required by Texas Government Code 2161.121.

The Statewide HUB Program compiles and analyzes statewide procurement expenditures and contract awards of state agencies and institutions of higher education into this semi-annual HUB expenditure report from Sept. 1, 2022, through Feb. 28, 2023. It includes the number of bids, proposals and HUB participants; the total dollar amounts of treasury procurement expenditures and contracts awarded, both HUB and non-HUB; total number of certified HUB businesses available to participate in solicitations; a breakdown of certified HUBs by ethnicity, service-disabled veteran and gender; a breakdown of the state's term and group contract purchases; and summaries and analysis of the overall program's accomplishments toward meeting the statewide HUB goals.

During the first half of fiscal 2023, the Statewide HUB Program directory included 15,438 Texas-certified HUB vendors eligible to do business with Texas state agencies, with 2,948 HUB businesses receiving 12.31 percent or \$1,669,390,953 of all statewide expenditures.

A comparison of the total HUB expenditures and contract awards from fiscal 2022 to 2023 is reflected in the semi-annual tables, shown on page 1 of the Executive Summary. This comparison projects an increase in HUB awards and total dollars spent with HUBs in three of the six categories: Heavy Construction, Special Trade and Other Services.

Additionally, the report includes a list of state agency rankings and agency supplemental letters from various state agencies and universities documenting their continued good faith efforts to educate HUBs and increase their solicitation responses.

A copy of the report is available online at Historically Underutilized Business Reporting <https://comptroller.texas.gov/purchasing/vendor/hub/reporting.php>. If you have any questions or require additional information, please contact Maya Ingram, manager of the Statewide HUB Program, at 512-305-9849 or [maya.ingram@cpa.texas.gov](mailto:maya.ingram@cpa.texas.gov).

Respectfully,

A handwritten signature in black ink, appearing to read "Bobby Pounds".

Bobby Pounds  
Director  
Statewide Procurement Division  
Texas Comptroller of Public Accounts

# **Fiscal 2023 Semi-Annual Historically Underutilized Business (HUB) Report TABLE OF CONTENTS**

- I. Executive Letter and Summary**
  - II. Statewide Totals**
  - III. Statewide Analysis of Awards**
    - A. Statewide Analysis of Total Awards
    - B. Awards to Certified HUBs by Ethnicity/Gender
    - C. Awards to Certified HUBs by Procurement Category
    - D. Awards to Certified HUBs by Procurement Categories and Object Codes
    - E. Awards to Certified HUBs by Object Codes
  - IV. State Agency Rankings**
    - A. Top Fifty (50) Agencies by Total Expenditures
    - B. Agencies Spending More than \$5 Million with Largest Percentage Spent with HUBs
    - C. Agencies Spending More than \$5 Million with Smallest Percentage Spent with HUBs
    - D. State Agencies Spending More than \$25,000 with \$0 Spending with HUBs
  - V. Statewide Group Purchasing**
  - VI. Statewide Purchases Awarded and Managed by the Texas Comptroller of Public Accounts' Statewide Supports Services (SSS) Division and by the Texas Facilities Commission (TFC)**
    - A. Open Market Purchases and Term Contracts (SSS)
    - B. Architectural, Engineering and Construction Projects (TFC)
  - VII. State Agency Expenditure Data**
    - A. Listing of Agencies by Name
    - B. Listing of Agencies by Agency Number
    - C. State Agency Expenditure Data (179 Reporting Agencies)
  - VIII. State Agency Supplemental Reports**
    - A. Number of Businesses Participating in State Bond Issuances (HUB and Non-HUB)
    - B. Number of Bids and/or Proposals Received (HUB and Non-HUB)
    - C. Number of Contracts Awarded (HUB and Non-HUB)
    - D. Supplemental Summary Letters
- Attachment A** -- HUB Report Procurement Categories  
**Attachment B** -- HUB Report Components  
**Attachment C** -- HUB Reporting Procedures

## EXECUTIVE SUMMARY

The Statewide Historically Underutilized Business (HUB) Program is a program within the Statewide Procurement Division of the Texas Comptroller of Public Accounts. The program certifies small businesses that are minority-, woman- and service-disabled veteran-owned (with at least a 20 percent service disability) in efforts to increase their competitive bid participation and award opportunities to meet or exceed the statewide established HUB goals.

Texas had 15,438 certified HUBs during the first six months of fiscal 2023. More than 19 percent of HUBs participated in state contracts as prime contractors or subcontractors, collectively receiving 12.31 percent of all statewide expenditures.

State purchasers must search the Centralized Master Bidders List (CMBL) and include HUBs in vendor notifications when buying goods and services with a value of \$10,000 or more. Vendors are contacted directly by mail, email or telephone with invitations for bids. At the end of the first half of fiscal 2023, 2,877 (or 31.9 percent) of the state's certified HUBs were registered with the CMBL.

The state's overall spending through term contract purchases during the first half of fiscal 2023 totaled \$219 million, an increase of \$70.8 million compared to the same period of the previous year. However, the total percentage of dollars spent with HUBs within the term contract purchases decreased, with HUBs receiving \$3,224,119 through term contracts.

The state's overall spending through group purchases for the first half of fiscal 2023 decreased 25.6 percent by an estimated \$87.8 million from the same period in the previous year; the total group-purchasing dollars spent with HUBs decreased by 25.6 percent or \$3.7 million.

This report summarizes current HUB status and spending trends.

## TOTAL STATEWIDE EXPENDITURES

The state's total spending in the first six months of fiscal 2023 decreased by an estimated \$1.1 billion following the previous fiscal year's decrease of \$1.7 billion during the same period, while the share of statewide expenditures to HUB increased by 3.2 percent in 2023 following the 2022 year-over-year increase of 19.49 percent.

FISCAL YEAR	TOTAL STATEWIDE EXPENDITURES	TOTAL HUB EXPENDITURES	HUB PERCENT
Fiscal 2023, Semi-Annual	\$13,566,750,331	\$1,669,390,593	12.31%
Fiscal 2022, Semi-Annual	\$14,620,241,189	\$1,616,211,160	11.05%
Fiscal 2021, Semi-Annual	\$16,209,583,622	\$1,352,588,548	8.34%

## WHO OWNS TEXAS HUBS

ELIGIBLE HUB GROUPS	FISCAL 2023, SEMI-ANNUAL			FISCAL 2022, SEMI-ANNUAL		
	Number of Certified HUBs	Males	Females	Number of Certified HUBs	Males	Females
Asian Pacific American	1,326	859	467	1,286	843	443
Black American	4,356	2,261	2,095	4,105	2,220	1,885
Hispanic American	4,842	3,239	1,603	4,846	3,297	1,549
Native American	243	167	76	262	184	78
Woman*	4,370	0	4,370	4,681	0	4,681
Service-Disabled Veteran**	301	301	0	282	280	2
<b>TOTAL</b>	<b>15,438</b>	<b>6,827</b>	<b>8,611</b>	<b>15,462</b>	<b>6,824</b>	<b>8,638</b>

\*\*The "Woman" category does not include women who are service-disabled veterans or of Asian Pacific American, Black American, Hispanic American and Native American ethnicities.

\*\*The "Service-Disabled Veteran" category does not include women or individuals of Asian Pacific American, Black American, Hispanic American and Native American ethnicities.

Source: Texas Comptroller of Public Accounts.



**EXPENDITURES WITH HUB GROUPS**

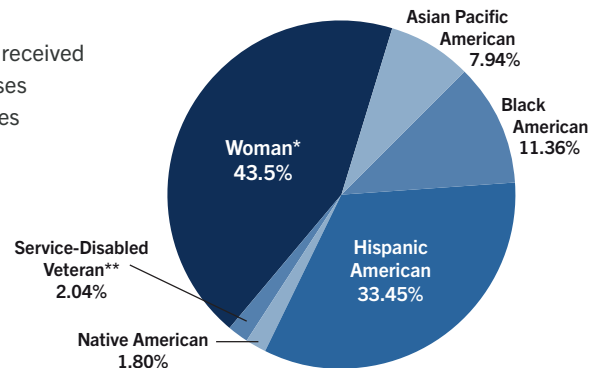
In analyzing the expenditures with HUB groups, in the first half of fiscal 2023 as compared to the first half of fiscal 2022, the total number of awards decreased for the eligible groups of Black, Native American and Woman-owned HUBs. However, the total expenditures with HUBs increased by 3.29 percent or \$53,179,433.

The overall subcontracting totals of business categories for the first half of fiscal 2023 compared to the first half of fiscal 2022 decreased by an estimated \$59 million or by 11.26 percent, with Building Construction falling 33.78 percent and Professional services falling 32.48 percent. Subcontracting expenditures in Heavy Construction increased by 25.26 percent, Special Trade increased by 10.25 percent, Other Services increased by 4.74 percent, and Commodities increased by 55.18 percent for a combined total increase of \$267.7 million.

ELIGIBLE HUB GROUPS	FISCAL 2023, SEMI-ANNUAL		FISCAL 2022, SEMI-ANNUAL	
	Number of Awards	Total HUB Expenditure	Number of Awards	Total HUB Expenditure
Asian Pacific American	234	\$200,810,197	233	\$191,808,496
Black American	335	\$160,147,949	349	\$145,930,115
Hispanic American	986	\$554,562,115	980	\$534,030,712
Native American	53	\$26,875,509	55	\$28,107,698
Woman*	1,280	\$717,885,225	1,396	\$703,437,815
Service-Disabled Veteran**	60	\$9,109,598	56	\$12,896,321
<b>TOTAL</b>	<b>2,948</b>	<b>\$1,669,390,593</b>	<b>3,069</b>	<b>\$1,616,211,159</b>

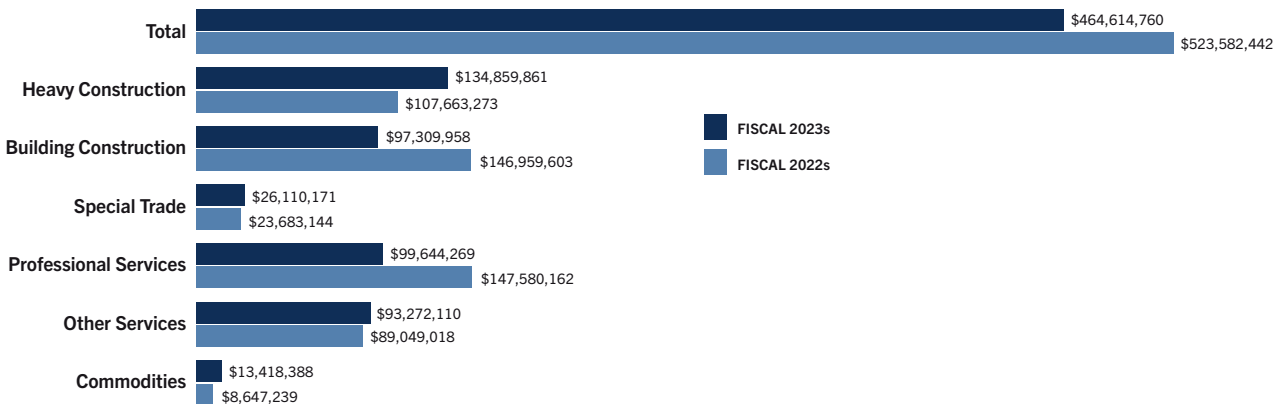
**WHO RECEIVES HUB EXPENDITURES?**

For the first six months of fiscal 2023, Anglo-American women-owned businesses received 43.42 percent of the state HUB expenditures. Hispanic American-owned businesses came in second at 33.45 percent. The awards to Asian American-owned businesses comprised 7.94 percent, while Black American-owned businesses received 11.36 percent; Native American-owned businesses received 1.80 percent of awards and Service-disabled Veteran-owned businesses received 2.04 percent. Total dollars spent with HUBs increased by 3.29 percent or \$53.2 million compared to the first six months for fiscal year 2022.



**SUBCONTRACTING**

The following chart compares subcontracting spending with HUBs for the first six months of fiscal 2023 and 2022. See chart for subcontracting numbers below.



Note: The number of awards reflected in the table above are those made to vendor ID numbers eligible for HUB credit. Similarly, the percentages reflected in the pie chart above are based on the number of vendor ID numbers eligible for HUB credit.

\*The "Woman" category does not include women who are service-disabled veterans or of Asian Pacific American, Black American, Hispanic American and Native American ethnicities.

\*\*The "Service-Disabled Veteran" category does not include women or individuals who are of Asian Pacific American, Black American, Hispanic American and Native American ethnicities.

Source: Texas Comptroller of Public Accounts.

**BUSINESS CATEGORIES**

In comparing the first half of fiscal 2023 to the first half of fiscal 2022, state spending with HUBs increased in three categories: Heavy Construction, Special Trade and Professional Services with the total expenditures increasing by 3.29 percent or \$53,179,437.

**Fiscal 2023 – Semi-Annual\*\*\***

CATEGORY	HUB GOALS*	TOTAL EXPENDITURES	TOTAL HUB EXPENDITURES	HUB PERCENT
Heavy Construction	11.20%	\$3,880,786,716	\$249,608,532	6.43%
Building Construction	21.10%	\$920,021,103	\$148,813,367	16.17%
Special Trade	32.90%	\$495,524,111	\$119,189,814	24.05%
Professional Services	23.70%	\$748,747,208	\$177,824,436	23.75%
Other Services	26.00%	\$3,867,128,746	\$586,145,730	15.16%
Commodities	21.10%	\$3,654,542,444	\$387,808,711	10.61%
<b>TOTAL**</b>		<b>\$13,566,750,331</b>	<b>\$1,669,390,593</b>	<b>12.31%</b>

*Fiscal 2023 Semi-Annual Statewide HUB Subcontracting Expenditures: \$464,614,760*

**Fiscal 2022 – Semi-Annual\*\*\***

CATEGORY	HUB GOALS*	TOTAL EXPENDITURES	TOTAL HUB EXPENDITURES	HUB PERCENT
Heavy Construction	11.20%	\$3,684,035,538	\$192,397,460	5.22%
Building Construction	21.10%	\$1,004,191,882	\$195,567,895	19.48%
Special Trade	32.90%	\$452,033,520	\$105,458,656	23.33%
Professional Services	23.70%	\$577,698,058	\$210,334,718	36.41%
Other Services	26.00%	\$5,575,469,493	\$527,955,554	9.47%
Commodities	21.10%	\$3,326,812,695	\$384,496,874	11.56%
<b>TOTAL**</b>		<b>\$14,620,241,189</b>	<b>\$1,616,211,160</b>	<b>11.05%</b>

*Fiscal 2022 Semi-Annual Statewide HUB Subcontracting Expenditures: \$523,582,442*

**Fiscal 2022 Annual**

CATEGORY	HUB GOALS*	TOTAL EXPENDITURES	TOTAL HUB EXPENDITURES	HUB PERCENT
Heavy Construction	11.20%	\$7,713,373,106	\$216,220,718	2.80%
Building Construction	21.10%	\$2,018,087,961	\$471,402,613	23.36%
Special Trade	32.90%	\$1,030,693,889	\$246,189,751	23.89%
Professional Services	23.70%	\$1,274,440,937	\$315,990,871	24.79%
Other Services	26.00%	\$9,831,454,024	\$1,075,931,181	10.94%
Commodities	21.10%	\$6,951,409,718	\$786,751,023	11.32%
<b>TOTAL**</b>		<b>\$28,819,459,638</b>	<b>\$3,112,486,160</b>	<b>10.80%</b>

*Fiscal 2022 Annual Statewide HUB Subcontracting Expenditures: \$1,126,877,032*

**Fiscal 2021 Annual**

CATEGORY	HUB GOALS*	TOTAL EXPENDITURES	TOTAL HUB EXPENDITURES	HUB PERCENT
Heavy Construction	11.20%	\$8,262,889,980	\$444,964,253	5.39%
Building Construction	21.10%	\$2,206,929,467	\$401,274,305	18.18%
Special Trade	32.90%	\$830,222,251	\$180,680,794	21.76%
Professional Services	23.70%	\$1,446,151,287	\$660,551,306	45.68%
Other Services	26.00%	\$12,197,837,636	\$951,984,555	7.80%
Commodities	21.10%	\$6,398,183,150	\$645,672,485	10.09%
<b>TOTAL**</b>		<b>\$31,342,213,771</b>	<b>\$3,285,127,698</b>	<b>10.48%</b>

*Fiscal 2021 Annual Statewide HUB Subcontracting Expenditures: \$1,318,189,933*

\* For HUB reporting purposes, expenditures with all HUBs certified at any time during the current fiscal year are counted toward annual HUB procurement usage goals.

\*\* Slight differences in some totals are due to rounding.

\*\*\* Total for first six months of fiscal year.

Source: Texas Comptroller of Public Accounts.

**SPENDING ON STATEWIDE TERM CONTRACTS**

Term contracts are developed to consolidate the needs of multiple agencies, providing a simpler purchasing process for commonly used items and yielding lower prices through higher-volume purchases.

During the first six months of fiscal 2023, \$70.8 million more was spent through term contracts as compared to the first half of fiscal 2022. Overall, the total state spending with HUBs in term contract expenditures decreased by \$3.7 million or 13.68 percent.

**Fiscal 2023 – Semi-Annual\*\*\***

TERM CONTRACTS	HUB GOALS*	TOTAL EXPENDITURES	TOTAL HUB EXPENDITURES	HUB PERCENT
Heavy Construction	11.20%	\$116,504	\$0	0.00%
Building Construction	21.10%	\$2,201,104	\$116,857	5.31%
Special Trade	32.90%	\$133,546	\$0	0.00%
Professional Services	23.70%	\$907,125	\$0	0.00%
Other Services	26.00%	\$14,286,472	\$202,638	1.42%
Commodities	21.10%	\$201,173,983	\$2,904,624	1.44%
<b>TOTAL**</b>		<b>\$218,818,734</b>	<b>\$3,224,119</b>	<b>1.47%</b>

**Fiscal 2022 – Semi-Annual\*\*\***

TERM CONTRACTS	HUB GOALS*	TOTAL EXPENDITURES	TOTAL HUB EXPENDITURES	HUB PERCENT
Heavy Construction	11.20%	\$56,341	\$0	0.00%
Building Construction	21.10%	\$784,327	\$342,573	43.68%
Special Trade	32.90%	\$74,791	\$4,025	5.38%
Professional Services	23.70%	\$920,921	\$3,058	0.33%
Other Services	26.00%	\$9,810,053	\$354,188	3.61%
Commodities	21.10%	\$136,383,435	\$3,031,093	2.22%
<b>TOTAL**</b>		<b>\$148,029,868</b>	<b>\$3,734,937</b>	<b>2.52%</b>

**Fiscal 2022 Annual**

TERM CONTRACTS	HUB GOALS*	TOTAL EXPENDITURES	TOTAL HUB EXPENDITURES	HUB PERCENT
Heavy Construction	11.20%	\$63,541	\$0	0.00%
Building Construction	21.10%	\$1,364,326	\$371,817	27.25%
Special Trade	32.90%	\$502,108	\$4,626	0.92%
Professional Services	23.70%	\$1,730,448	\$0	0.00%
Other Services	26.00%	\$18,226,072	\$478,589	2.63%
Commodities	21.10%	\$325,505,869	\$6,064,475	1.86%
<b>TOTAL**</b>		<b>\$347,392,364</b>	<b>\$6,919,507</b>	<b>1.99%</b>

**Fiscal 2021 Annual**

TERM CONTRACTS	HUB GOALS*	TOTAL EXPENDITURES	TOTAL HUB EXPENDITURES	HUB PERCENT
Heavy Construction	11.20%	\$0	\$0	0.00%
Building Construction	21.10%	\$1,977,674	\$84,600	4.28%
Special Trade	32.90%	\$436,935	\$705	0.16%
Professional Services	23.70%	\$1,451,623	\$0	0.00%
Other Services	26.00%	\$14,900,689	\$273,261	1.83%
Commodities	21.10%	\$327,008,224	\$5,636,939	1.72%
<b>TOTAL**</b>		<b>\$345,775,145</b>	<b>\$5,995,505</b>	<b>1.73%</b>

\* For HUB reporting purposes, expenditures with all HUBs certified at any time during the current fiscal year are counted toward annual HUB procurement usage goals.

\*\* Slight differences in some totals are due to rounding.

\*\*\* Total for first six months of fiscal year.

Source: Texas Comptroller of Public Accounts.

**SPENDING ON STATEWIDE GROUP PURCHASING**

Group purchasing allows institutions of higher education to coordinate their purchases to maximize their purchasing power.

During the first half of fiscal 2023, the statewide group purchases declined by approximately \$87.8 million compared to the first half of fiscal 2022. Total state expenditures with HUBs in group purchasing decreased by 25.6 percent (approximately \$14.2 million).

**Fiscal 2023 – Semi-Annual\*\*\***

GROUP PURCHASING	HUB GOALS*	TOTAL EXPENDITURES	TOTAL HUB EXPENDITURES	HUB PERCENT
Heavy Construction	11.20%	\$0	\$0	0.00%
Building Construction	21.10%	\$596,562	\$532,531	89.27%
Special Trade	32.90%	\$7,780,123	\$1,930,885	24.82%
Professional Services	23.70%	\$420,099	\$83	0.02%
Other Services	26.00%	\$21,585,650	\$4,706,259	21.80%
Commodities	21.10%	\$89,804,227	\$34,244,597	38.13%
<b>TOTAL**</b>		<b>\$120,186,661</b>	<b>\$41,414,355</b>	<b>34.46%</b>

**Fiscal 2022 – Semi-Annual\*\*\***

GROUP PURCHASING	HUB GOALS*	TOTAL EXPENDITURES	TOTAL HUB EXPENDITURES	HUB PERCENT
Heavy Construction	11.20%	\$0	\$0	0.00%
Building Construction	21.10%	\$3,632,737	\$732,308	20.16%
Special Trade	32.90%	\$3,600,312	\$1,385,475	38.48%
Professional Services	23.70%	\$448,152	\$2,091	0.47%
Other Services	26.00%	\$49,254,281	\$9,926,708	20.15%
Commodities	21.10%	\$151,015,048	\$43,616,878	28.88%
<b>TOTAL**</b>		<b>\$207,950,530</b>	<b>\$55,663,460</b>	<b>26.77%</b>

**Fiscal 2022 Annual**

GROUP PURCHASING	HUB GOALS*	TOTAL EXPENDITURES	TOTAL HUB EXPENDITURES	HUB PERCENT
Heavy Construction	11.20%	\$0	\$0	0.00%
Building Construction	21.10%	\$11,888,010	\$830,420	6.99%
Special Trade	32.90%	\$16,792,595	\$2,138,501	12.73%
Professional Services	23.70%	\$679,003	\$6,026	0.89%
Other Services	26.00%	\$79,046,584	\$9,628,778	12.18%
Commodities	21.10%	\$287,953,763	\$84,294,813	29.27%
<b>TOTAL**</b>		<b>\$396,359,955</b>	<b>\$96,898,538</b>	<b>24.45%</b>

**Fiscal 2021 Annual**

GROUP PURCHASING	HUB GOALS*	TOTAL EXPENDITURES	TOTAL HUB EXPENDITURES	HUB PERCENT
Heavy Construction	11.20%	\$69,137	\$0	0.00%
Building Construction	21.10%	\$14,764,749	\$1,871,650	12.68%
Special Trade	32.90%	\$32,526,168	\$1,884,192	5.79%
Professional Services	23.70%	\$7,645,646	\$1,652,451	21.61%
Other Services	26.00%	\$58,885,190	\$9,982,949	16.95%
Commodities	21.10%	\$198,512,690	\$50,245,983	25.31%
<b>TOTAL**</b>		<b>\$312,403,580</b>	<b>\$65,637,225</b>	<b>21.10%</b>

\* For HUB reporting purposes, expenditures with all HUBs certified at any time during the current fiscal year are counted toward annual HUB procurement usage goals.

\*\* Slight differences in some totals are due to rounding.

\*\*\*Total for first six months of fiscal year.

Source: Texas Comptroller of Public Accounts

State agencies and higher education institutions are responsible for the accuracy of their self-reported data and are required to confirm that they have reported correct information to the Comptroller's Statewide Procurement Division before the division finalizes the state's semi-annual and annual HUB reports.

## **SECTION II - STATEWIDE TOTALS**





TEXAS HISTORICALLY UNDERUTILIZED BUSINESS SEMI-ANNUAL HUB REPORT RECEIVED FOR FISCAL YEAR 2023

SECTION II - STATEWIDE TOTALS

Statewide Totals for Heavy Construction Unadjusted Goal is 11.2%

RECORD TYPE	TOTAL EXPENDITURE	TOTAL SPENT WITH HUBs AMOUNT	AMOUNT %	BLACK AMOUNT	AMOUNT %	HISPANIC AMOUNT	AMOUNT %	WOMAN AMOUNT	AMOUNT %	ASIAN PACIFIC AMOUNT	AMOUNT %	NATIVE AMERICAN AMOUNT	AMOUNT %	SERVICE-DISABLED VETERAN AMOUNT	AMOUNT %
T	\$3,981,390,982	\$114,518,886	2.88%	\$8,696,697	0.22%	\$62,059,650	1.56%	\$40,804,711	1.02%	\$2,947,338	0.07%	\$10,488	0.00%	0	0.00%
N	\$1,326,917	\$229,783	17.32%	\$0	0.00%	\$123,584	9.31%	\$90,305	6.81%	\$0	0.00%	\$15,893	1.20%	0	0.00%
S	***	\$134,859,861	3.48%	\$6,218,750	0.16%	\$64,763,368	1.67%	\$53,865,377	1.39%	\$4,788,768	0.12%	\$5,223,597	0.13%	0	0.00%
-I	\$101,931,183	\$0	0.00%	\$0	0.00%	\$0	0.00%	\$0	0.00%	\$0	0.00%	\$0	0.00%	0	0.00%
	\$3,880,786,716	\$249,608,532	6.43%	\$14,915,447	0.38%	\$126,946,603	3.27%	\$94,760,394	2.44%	\$7,736,106	0.20%	\$5,249,980	0.14%	0	0.00%

Statewide Totals for Building Construction Unadjusted Goal is 21.1%

RECORD TYPE	TOTAL EXPENDITURE	TOTAL SPENT WITH HUBs AMOUNT	AMOUNT %	BLACK AMOUNT	AMOUNT %	HISPANIC AMOUNT	AMOUNT %	WOMAN AMOUNT	AMOUNT %	ASIAN PACIFIC AMOUNT	AMOUNT %	NATIVE AMERICAN AMOUNT	AMOUNT %	SERVICE-DISABLED VETERAN AMOUNT	AMOUNT %
T	\$315,312,144	\$28,093,161	8.91%	\$2,340,609	0.74%	\$9,415,586	2.99%	\$10,098,656	3.20%	\$3,275,418	1.04%	\$2,460,840	0.78%	\$502,049	0.16%
N	\$605,764,685	\$23,410,247	3.86%	\$776,529	0.13%	\$8,703,668	1.44%	\$12,632,044	2.09%	\$483,530	0.08%	\$391,560	0.06%	\$422,913	0.07%
S	***	\$97,309,958	11.60%	\$2,550,959	0.30%	\$31,857,211	3.80%	\$48,193,534	5.74%	\$13,170,487	1.57%	\$1,390,288	0.17%	\$147,476	0.02%
-I	\$1,055,726	\$0	0.00%	\$0	0.00%	\$0	0.00%	\$0	0.00%	\$0	0.00%	\$0	0.00%	0	0.00%
	\$920,021,103	\$148,813,367	16.17%	\$5,668,098	0.62%	\$49,976,466	5.43%	\$70,924,235	7.71%	\$16,929,437	1.84%	\$4,242,689	0.46%	\$1,072,440	0.12%

Statewide Totals for Special Trade Unadjusted Goal is 32.9%

RECORD TYPE	TOTAL EXPENDITURE	TOTAL SPENT WITH HUBs AMOUNT	AMOUNT %	BLACK AMOUNT	AMOUNT %	HISPANIC AMOUNT	AMOUNT %	WOMAN AMOUNT	AMOUNT %	ASIAN PACIFIC AMOUNT	AMOUNT %	NATIVE AMERICAN AMOUNT	AMOUNT %	SERVICE-DISABLED VETERAN AMOUNT	AMOUNT %
T	\$120,798,328	\$38,071,263	31.52%	\$1,843,504	1.53%	\$26,138,148	21.64%	\$8,662,140	7.17%	\$377,734	0.31%	\$967,304	0.80%	\$82,430	0.07%
N	\$376,409,051	\$55,008,379	14.61%	\$1,856,128	0.49%	\$27,793,748	7.38%	\$20,255,856	5.38%	\$2,677,113	0.71%	\$2,324,869	0.62%	\$100,663	0.03%
S	***	\$26,110,171	7.41%	\$661,905	0.19%	\$6,000,788	1.70%	\$17,817,101	5.05%	\$573,363	0.16%	\$868,178	0.25%	\$188,835	0.05%
-I	\$1,683,268	\$0	0.00%	\$0	0.00%	\$0	0.00%	\$0	0.00%	\$0	0.00%	\$0	0.00%	0	0.00%
	\$495,524,111	\$119,189,814	24.05%	\$4,361,538	0.88%	\$59,932,685	12.09%	\$46,735,097	9.43%	\$3,628,211	0.73%	\$4,160,352	0.84%	\$371,928	0.08%

\*\*\* = DOLLARS REPORTED BUT NOT SHOWN IN THESE COLUMNS.

T = TREASURY, N = NON\_TREASURY, S = SUBCONTRACTOR FUNDS & PROCUREMENT CARD HUB PURCHASES, TC = TERM CONTRACT, I = INTER GOVERNMENTAL PAYMENTS



TEXAS HISTORICALLY UNDERUTILIZED BUSINESS SEMI-ANNUAL HUB REPORT RECEIVED FOR FISCAL YEAR 2023

SECTION II - STATEWIDE TOTALS

Statewide Totals for Professional Services Unadjusted Goal is 23.7%

RECORD TYPE	TOTAL EXPENDITURE	TOTAL SPENT WITH HUBs AMOUNT	AMOUNT %	BLACK AMOUNT	AMOUNT %	HISPANIC AMOUNT	AMOUNT %	WOMAN AMOUNT	AMOUNT %	ASIAN PACIFIC AMOUNT	AMOUNT %	NATIVE AMERICAN AMOUNT	AMOUNT %	SERVICE-DISABLED VETERAN AMOUNT	AMOUNT %
T	\$641,498,973	\$71,596,739	11.16%	\$2,593,554	0.40%	\$32,594,052	5.08%	\$20,808,308	3.24%	\$14,739,435	2.30%	\$861,389	0.13%	0	0.00%
N	\$124,554,945	\$6,583,427	5.29%	\$841,009	0.68%	\$2,383,605	1.91%	\$549,489	0.44%	\$2,774,657	2.23%	\$0	0.00%	\$34,665	0.03%
S	***	\$99,644,269	15.35%	\$6,622,098	1.02%	\$43,906,736	6.76%	\$22,174,456	3.42%	\$19,241,633	2.96%	\$5,460,107	0.84%	\$2,239,236	0.34%
-I	\$17,306,710	\$0	0.00%	\$0	0.00%	\$0	0.00%	\$0	0.00%	\$0	0.00%	\$0	0.00%	0	0.00%
	\$748,747,208	\$177,824,436	23.75%	\$10,056,662	1.34%	\$78,884,393	10.54%	\$43,532,253	5.81%	\$36,755,726	4.91%	\$6,321,497	0.84%	\$2,273,902	0.30%

Statewide Totals for Other Services Unadjusted Goal is 26%

RECORD TYPE	TOTAL EXPENDITURE	TOTAL SPENT WITH HUBs AMOUNT	AMOUNT %	BLACK AMOUNT	AMOUNT %	HISPANIC AMOUNT	AMOUNT %	WOMAN AMOUNT	AMOUNT %	ASIAN PACIFIC AMOUNT	AMOUNT %	NATIVE AMERICAN AMOUNT	AMOUNT %	SERVICE-DISABLED VETERAN AMOUNT	AMOUNT %
T	\$2,859,121,950	\$396,232,109	13.86%	\$8,341,883	0.29%	\$63,073,327	2.21%	\$242,376,714	8.48%	\$78,689,921	2.75%	\$2,655,344	0.09%	\$1,094,918	0.04%
N	\$1,198,990,515	\$96,641,509	8.06%	\$9,279,742	0.77%	\$34,309,540	2.86%	\$36,262,414	3.02%	\$15,357,298	1.28%	\$691,848	0.06%	\$740,666	0.06%
S	***	\$93,272,110	4.22%	\$9,929,818	0.45%	\$30,858,424	1.40%	\$48,276,990	2.18%	\$2,258,637	0.10%	\$1,277,924	0.06%	\$670,315	0.03%
-I	\$190,983,719	\$0	0.00%	\$0	0.00%	\$0	0.00%	\$0	0.00%	\$0	0.00%	\$0	0.00%	0	0.00%
	\$3,867,128,746	\$586,145,730	15.16%	\$27,551,444	0.71%	\$128,241,292	3.32%	\$326,916,118	8.45%	\$96,305,856	2.49%	\$4,625,117	0.12%	\$2,505,900	0.06%

Statewide Totals for Commodity Purchasing Unadjusted Goal is 21.1%

RECORD TYPE	TOTAL EXPENDITURE	TOTAL SPENT WITH HUBs AMOUNT	AMOUNT %	BLACK AMOUNT	AMOUNT %	HISPANIC AMOUNT	AMOUNT %	WOMAN AMOUNT	AMOUNT %	ASIAN PACIFIC AMOUNT	AMOUNT %	NATIVE AMERICAN AMOUNT	AMOUNT %	SERVICE-DISABLED VETERAN AMOUNT	AMOUNT %
T	\$1,098,482,298	\$121,634,412	11.07%	\$18,598,545	1.69%	\$17,847,273	1.62%	\$65,083,160	5.92%	\$19,485,774	1.77%	\$423,478	0.04%	\$196,180	0.02%
N	\$2,563,787,098	\$252,755,910	9.86%	\$77,340,891	3.02%	\$87,960,654	3.43%	\$63,754,860	2.49%	\$19,218,548	0.75%	\$1,803,405	0.07%	\$2,677,550	0.10%
S	***	\$13,418,388	1.46%	\$1,655,319	0.18%	\$4,772,745	0.52%	\$6,179,104	0.67%	\$750,535	0.08%	\$48,987	0.01%	\$11,695	0.00%
-I	\$7,726,952	\$0	0.00%	\$0	0.00%	\$0	0.00%	\$0	0.00%	\$0	0.00%	\$0	0.00%	0	0.00%
	\$3,654,542,444	\$387,808,711	10.61%	\$97,594,756	2.67%	\$110,580,673	3.03%	\$135,017,125	3.69%	\$39,454,857	1.08%	\$2,275,871	0.06%	\$2,885,427	0.08%

\*\*\* = DOLLARS REPORTED BUT NOT SHOWN IN THESE COLUMNS.

T = TREASURY, N = NON\_TREASURY, S = SUBCONTRACTOR FUNDS & PROCUREMENT CARD HUB PURCHASES, TC = TERM CONTRACT, I = INTER GOVERNMENTAL PAYMENTS



TEXAS HISTORICALLY UNDERUTILIZED BUSINESS SEMI-ANNUAL HUB REPORT RECEIVED FOR FISCAL YEAR 2023

SECTION II - STATEWIDE TOTALS

Statewide Grand Total Expenditures

RECORD TYPE	TOTAL EXPENDITURE	TOTAL SPENT WITH HUBs AMOUNT	AMOUNT %	BLACK AMOUNT	AMOUNT %	HISPANIC AMOUNT	AMOUNT %	WOMAN AMOUNT	AMOUNT %	ASIAN PACIFIC AMOUNT	AMOUNT %	NATIVE AMERICAN AMOUNT	AMOUNT %	SERVICE-DISABLED VETERAN AMOUNT	AMOUNT %
T	\$9,016,604,677	\$770,146,574	8.54%	\$42,414,795	0.47%	\$211,128,038	2.34%	\$387,833,691	4.30%	\$119,515,623	1.33%	\$7,378,846	0.08%	\$1,875,579	0.02%
N	\$4,870,833,215	\$434,629,258	8.92%	\$90,094,301	1.85%	\$161,274,801	3.31%	\$133,544,969	2.74%	\$40,511,148	0.83%	\$5,227,577	0.11%	\$3,976,459	0.08%
S	***	\$464,614,760	5.25%	\$27,638,851	0.31%	\$182,159,275	2.06%	\$196,506,563	2.22%	\$40,783,425	0.46%	\$14,269,084	0.16%	\$3,257,559	0.04%
-I	\$320,687,561	\$0	0.00%	\$0	0.00%	\$0	0.00%	\$0	0.00%	\$0	0.00%	\$0	0.00%	0	0.00%
	\$13,566,750,331	\$1,669,390,593	12.31%	\$160,147,949	1.18%	\$554,562,114	4.09%	\$717,885,225	5.29%	\$200,810,197	1.48%	\$26,875,508	0.20%	\$9,109,598	0.07%

\*\*\* = DOLLARS REPORTED BUT NOT SHOWN IN THESE COLUMNS.

T = TREASURY, N = NON\_TREASURY, S = SUBCONTRACTOR FUNDS & PROCUREMENT CARD HUB PURCHASES, TC = TERM CONTRACT, I = INTER GOVERNMENTAL PAYMENTS

## **SECTION III - STATEWIDE ANALYSIS OF AWARDS**



TEXAS HISTORICALLY UNDERUTILIZED BUSINESS (HUB) SEMI-ANNUAL REPORT RECEIVED FOR FISCAL YEAR 2023

SECTION III - STATEWIDE ANALYSIS OF AWARDS

STATEWIDE ANALYSIS OF TOTAL AWARDS

TOTAL # OF RECEIVING AWARDS	TOTAL AWARDS	NON HUB VIDS RECEIVING AWARDS / %	NON HUB DOLLARS / %	HUB VIDS RECEIVING AWARDS / %	HUB DOLLARS / %
59,393	\$13,566,750,332	56,445 / 95.04%	\$12,361,974,499 / 91.12%	2,948 / 4.96%	\$1,669,390,593 / 12.31%

STATEWIDE ANALYSIS OF AWARDS TO VIDS ELIGIBLE FOR HUB CREDIT BY HUB CATEGORY\*\*

CERTIFIED HUB GROUP	# OF VIDS ELIGIBLE / %	# OF MALES / %	# OF FEMALES / %	TOTAL # OF HUB VIDS RECEIVING AWARDS / %	TOTAL DOLLAR AMOUNT AWARDED TO HUB VIDS / %
ASIAN PACIFIC	1,326 / 8.59%	859 / 12.58%	467 / 5.42%	234 / 7.94%	\$200,810,197 / 12.03%
BLACK	4,356 / 28.22%	2,261 / 33.12%	2,095 / 24.33%	335 / 11.36%	\$160,147,949 / 9.59%
HISPANIC	4,842 / 31.36%	3,239 / 47.44%	1,603 / 18.62%	986 / 33.45%	\$554,562,115 / 33.22%
NATIVE AMERICAN	243 / 1.57%	167 / 2.45%	76 / 0.88%	53 / 1.80%	\$26,875,509 / 1.61%
WOMAN OWNED	4,370 / 28.31%	0 / 0.00%	4,370 / 50.75%	1,280 / 43.42%	\$717,885,225 / 43.00%
SERVICE-DISABLED VETERAN	301 / 1.95%	301 / 4.41%	0 / 0.00%	60 / 2.04%	\$9,109,598 / 0.55%
<b>TOTAL:</b>	<b>15,438 / 100%</b>	<b>6,827 / 100%</b>	<b>8,611 / 100%</b>	<b>2,948 / 100%</b>	<b>\$1,669,390,593 / 100%</b>

\*\* THE ANALYSIS IS BASED ON THE TOTAL # OF VENDOR ID's ELIGIBLE TO RECEIVE HUB CREDIT. (FEDERAL STATUTES ALLOW SOLE PROPRIETORSHIPS ENTITIES TO HOLD UP TO FOUR VID BUSINESSES WITHIN ONE TAX REPORT.) TOTAL # OF CERTIFIED HUBS FOR THIS REPORT PERIOD OF FY 2023 IS 15,389.





TEXAS HISTORICALLY UNDERUTILIZED BUSINESS (HUB) SEMI-ANNUAL REPORT RECEIVED FOR FISCAL YEAR 2023

SECTION III - STATEWIDE ANALYSIS OF AWARDS

STATEWIDE ANALYSIS OF AWARDS TO VIDS ELIGIBLE FOR HUB CREDIT BY PROCUREMENT CATEGORY\*\*

HEAVY CONSTRUCTION

CERTIFIED HUB GROUP FOR HUB CREDIT	# OF MALES / %	# OF FEMALES / %	TOTAL # OF HUB VIDS RECEIVING AWARDS / %	TOTAL AMOUNT AWARDED TO HUB VIDS / %
ASIAN PACIFIC	10 / 8.13 %	2 / 1.72 %	12 / 5.02%	\$7,736,107 / 3.10%
BLACK	17 / 13.82 %	11 / 9.48 %	28 / 11.72%	\$14,915,448 / 5.98%
HISPANIC	89 / 72.36 %	22 / 18.97 %	111 / 46.44%	\$126,946,603 / 50.86%
NATIVE AMERICAN	7 / 5.69 %	1 / 0.86 %	8 / 3.35%	\$5,249,980 / 2.10%
WOMAN OWNED	0 / 0.00 %	80 / 68.97 %	80 / 33.47%	\$94,760,395 / 37.96%
	<b>123 / 100%</b>	<b>116 / 100%</b>	<b>239 / 100%</b>	<b>\$249,608,533 / 100%</b>

BUILDING CONSTRUCTION

CERTIFIED HUB GROUP FOR HUB CREDIT	# OF MALES / %	# OF FEMALES / %	TOTAL # OF HUB VIDS RECEIVING AWARDS / %	TOTAL AMOUNT AWARDED TO HUB VIDS / %
ASIAN PACIFIC	18 / 7.44 %	11 / 3.40 %	29 / 5.12%	\$16,929,438 / 11.38%
BLACK	28 / 11.57 %	6 / 1.85 %	34 / 6.01%	\$5,668,099 / 3.81%
HISPANIC	171 / 70.66 %	54 / 16.67 %	225 / 39.75%	\$49,976,466 / 33.58%
NATIVE AMERICAN	12 / 4.96 %	4 / 1.23 %	16 / 2.83%	\$4,242,689 / 2.85%
SERVICE-DISABLED VETERAN	13 / 5.37 %	0 / 0.00 %	13 / 2.30%	\$1,072,440 / 0.72%
WOMAN OWNED	0 / 0.00 %	249 / 76.85 %	249 / 43.99%	\$70,924,236 / 47.66%
	<b>242 / 100%</b>	<b>324 / 100%</b>	<b>566 / 100%</b>	<b>\$148,813,367 / 100%</b>



TEXAS HISTORICALLY UNDERUTILIZED BUSINESS (HUB) SEMI-ANNUAL REPORT RECEIVED FOR FISCAL YEAR 2023

SECTION III - STATEWIDE ANALYSIS OF AWARDS

SPECIAL TRADE

CERTIFIED HUB GROUP FOR HUB CREDIT	# OF MALES / %	# OF FEMALES / %	TOTAL # OF HUB VIDS RECEIVING AWARDS / %	TOTAL AMOUNT AWARDED TO HUB VIDS / %
ASIAN PACIFIC	22 / 7.97 %	8 / 2.01 %	30 / 4.44%	\$3,628,211 / 3.04%
BLACK	48 / 17.39 %	18 / 4.51 %	66 / 9.78%	\$4,361,539 / 3.66%
HISPANIC	183 / 66.30 %	72 / 18.05 %	255 / 37.78%	\$59,932,686 / 50.28%
NATIVE AMERICAN	9 / 3.26 %	1 / 0.25 %	10 / 1.48%	\$4,160,353 / 3.49%
SERVICE-DISABLED VETERAN	14 / 5.07 %	0 / 0.00 %	14 / 2.07%	\$371,928 / 0.31%
WOMAN OWNED	0 / 0.00 %	300 / 75.19 %	300 / 44.44%	\$46,735,097 / 39.21%
	<b>276 / 100%</b>	<b>399 / 100%</b>	<b>675 / 100%</b>	<b>\$119,189,815 / 100%</b>

PROFESSIONAL SERVICES

CERTIFIED HUB GROUP FOR HUB CREDIT	# OF MALES / %	# OF FEMALES / %	TOTAL # OF HUB VIDS RECEIVING AWARDS / %	TOTAL AMOUNT AWARDED TO HUB VIDS / %
ASIAN PACIFIC	43 / 23.76 %	15 / 7.61 %	58 / 15.34%	\$36,755,727 / 20.67%
BLACK	19 / 10.50 %	16 / 8.12 %	35 / 9.26%	\$10,056,663 / 5.66%
HISPANIC	109 / 60.22 %	28 / 14.21 %	137 / 36.24%	\$78,884,394 / 44.36%
NATIVE AMERICAN	6 / 3.31 %	0 / 0.00 %	6 / 1.59%	\$6,321,497 / 3.55%
SERVICE-DISABLED VETERAN	4 / 2.21 %	0 / 0.00 %	4 / 1.06%	\$2,273,902 / 1.28%
WOMAN OWNED	0 / 0.00 %	138 / 70.05 %	138 / 36.51%	\$43,532,254 / 24.48%
	<b>181 / 100%</b>	<b>197 / 100%</b>	<b>378 / 100%</b>	<b>\$177,824,437 / 100%</b>



TEXAS HISTORICALLY UNDERUTILIZED BUSINESS (HUB) SEMI-ANNUAL REPORT RECEIVED FOR FISCAL YEAR 2023

SECTION III - STATEWIDE ANALYSIS OF AWARDS

OTHER SERVICES

CERTIFIED HUB GROUP FOR HUB CREDIT	# OF MALES / %	# OF FEMALES / %	TOTAL # OF HUB VIDS RECEIVING AWARDS / %	TOTAL AMOUNT AWARDED TO HUB VIDS / %
ASIAN PACIFIC	81 / 13.68 %	51 / 4.61 %	132 / 7.77%	\$96,305,857 / 16.43%
BLACK	121 / 20.44 %	72 / 6.51 %	193 / 11.37%	\$27,551,445 / 4.70%
HISPANIC	329 / 55.57 %	165 / 14.92 %	494 / 29.09%	\$128,241,292 / 21.88%
NATIVE AMERICAN	24 / 4.05 %	5 / 0.45 %	29 / 1.71%	\$4,625,118 / 0.79%
SERVICE-DISABLED VETERAN	37 / 6.25 %	0 / 0.00 %	37 / 2.18%	\$2,505,900 / 0.43%
WOMAN OWNED	0 / 0.00 %	813 / 73.51 %	813 / 47.88%	\$326,916,119 / 55.77%
	<b>592 / 100%</b>	<b>1,106 / 100%</b>	<b>1,698 / 100%</b>	<b>\$586,145,730 / 100%</b>

COMMODITY PURCHASING

CERTIFIED HUB GROUP FOR HUB CREDIT	# OF MALES / %	# OF FEMALES / %	TOTAL # OF HUB VIDS RECEIVING AWARDS / %	TOTAL AMOUNT AWARDED TO HUB VIDS / %
ASIAN PACIFIC	53 / 15.36 %	26 / 3.82 %	79 / 7.71%	\$39,454,858 / 10.17%
BLACK	65 / 18.84 %	28 / 4.12 %	93 / 9.07%	\$97,594,756 / 25.17%
HISPANIC	191 / 55.36 %	95 / 13.97 %	286 / 27.90%	\$110,580,673 / 28.51%
NATIVE AMERICAN	14 / 4.06 %	5 / 0.74 %	19 / 1.85%	\$2,275,872 / 0.59%
SERVICE-DISABLED VETERAN	22 / 6.38 %	0 / 0.00 %	22 / 2.15%	\$2,885,427 / 0.74%
WOMAN OWNED	0 / 0.00 %	526 / 77.35 %	526 / 51.32%	\$135,017,125 / 34.82%
	<b>345 / 100%</b>	<b>680 / 100%</b>	<b>1,025 / 100%</b>	<b>\$387,808,712 / 100%</b>

\*\* THE ANALYSIS IS BASED ON THE TOTAL # OF VENDOR ID'S ELIGIBLE TO RECEIVE HUB CREDIT.  
 (FEDERAL STATUTES ALLOW SOLE PROPRIETORSHIPS ENTITIES TO HOLD UP TO FOUR VID BUSINESSES WITHIN ONE TAX REPORT.) TOTAL # OF CERTIFIED HUBS FOR THIS REPORT PERIOD OF FY 2023 IS 15,389.

- **AWARDS TO CERTIFIED HUBS BY PROCUREMENT CATEGORIES AND OBJECT CODES**



## FISCAL YEAR 2023 SEMI-ANNUAL HUB REPORT

### AGENCIES SPENDING MORE THAN \$5 MILLION RANKED BY TOTAL EXPENDITURES

RANK	AGENCY #	AGENCY NAME	TOTAL EXPENDITURES	TOTAL HUB EXPENDITURES	HUB % of EXPENDITURES
1	601	TEXAS DEPARTMENT OF TRANSPORTATION	\$5,111,856,726	\$540,142,701	10.57%
2	506	UT MD ANDERSON CANCER CENTER	\$1,105,229,629	\$52,266,257	4.73%
3	729	UT SOUTHWESTERN MEDICAL CENTER	\$816,414,251	\$49,524,966	6.07%
4	529	HEALTH & HUMAN SERVICES COMMISSION	\$769,758,427	\$119,619,212	15.54%
5	305	GENERAL LAND OFFICE	\$475,446,617	\$130,852,758	27.52%
6	723	UNIVERSITY OF TEXAS MEDICAL BRANCH	\$365,793,040	\$21,814,257	5.96%
7	721	UNIVERSITY OF TEXAS AT AUSTIN	\$347,506,308	\$59,858,431	17.23%
8	745	UT HEALTH SCIENCE CENTER-SAN ANTONIO	\$277,089,778	\$30,276,251	10.93%
9	401	TEXAS MILITARY DEPARTMENT	\$271,971,627	\$13,520,778	4.97%
10	537	DEPARTMENT OF STATE HEALTH SERVICES	\$253,418,365	\$22,557,232	8.90%
11	575	TEXAS DIVISION OF EMERGENCY MANAGEME	\$250,929,579	\$7,675,822	3.06%
12	711	TEXAS A & M UNIVERSITY (MAIN UNIV)	\$241,490,707	\$46,683,408	19.33%
13	701	TEXAS EDUCATION AGENCY	\$186,820,095	\$7,722,888	4.13%
14	696	TEXAS DEPT OF CRIMINAL JUSTICE	\$163,942,218	\$30,035,467	18.32%
15	710	THE TEXAS A&M UNIVERSITY SYSTEM	\$160,669,858	\$37,678,715	23.45%
16	303	TEXAS FACILITIES COMMISSION	\$141,493,288	\$18,366,788	12.98%
17	733	TEXAS TECH UNIVERSITY	\$121,871,463	\$25,655,344	21.05%
18	744	UT HEALTH SCIENCE CENTER - HOUSTON	\$120,560,683	\$13,387,916	11.10%
19	730	UNIVERSITY OF HOUSTON	\$118,032,799	\$20,375,159	17.26%
20	405	DEPARTMENT OF PUBLIC SAFETY	\$116,193,792	\$25,334,915	21.80%
21	362	TEXAS LOTTERY COMMISSION	\$114,893,897	\$9,555,664	8.32%





TEXAS HISTORICALLY UNDERUTILIZED BUSINESS (HUB) SEMI-ANNUAL REPORT RECEIVED FOR FISCAL YEAR 2023

SECTION III - STATEWIDE ANALYSIS OF AWARDS TO CERTIFIED HUBS BY PROCUREMENT CATEGORIES AND OBJECT CODES

CATEGORY	OBJECT CODE	DESCRIPTION	TOTAL EXPENDITURES / %	TOTAL SPENT W/ CERTIFIED HUBS / %
HEAVY CONSTRUCTION	7270	INFRASTRUCTURE MAINT/REPAIR EXPENSED	\$414,564,926 / 3.06%	\$20,680,377 / 1.24%
HEAVY CONSTRUCTION	7347	CONSTRUCT. IN PROGRESS-HWY NET. CAP.	\$3,463,604,944 / 25.53%	\$228,913,771 / 13.71%
HEAVY CONSTRUCTION	7356	REAL PROP. INFRASTRUCT.- CAPITALIZED	\$2,616,846 / 0.02%	\$14,384 / 0.00%
		<b>TOTAL FOR HEAVY CONSTRUCTION:</b>	<b>\$3,880,786,717 / 28.61 %</b>	<b>\$249,608,533 / 14.95 %</b>
BUILDING CONSTRUCTION	7336	FACILITIES AND OTHER IMPROV. CAP.	\$8,617,185 / 0.06%	\$1,151,530 / 0.07%
BUILDING CONSTRUCTION	7340	REAL PROPERTY AND IMPROVEMENTS EXP.	\$27,837,189 / 0.21%	\$4,575,530 / 0.27%
BUILDING CONSTRUCTION	7341	REAL PROPERTY BUILDINGS CAPITALIZED	\$882,995,870 / 6.51%	\$143,086,307 / 8.57%
BUILDING CONSTRUCTION	7357	INFRASTRUCT./PRESERV. COSTS CAP.	\$570,859 / 0.00%	0 / 0%
		<b>TOTAL FOR BUILDING CONSTRUCTION:</b>	<b>\$920,021,103 / 6.78 %</b>	<b>\$148,813,367 / 8.91 %</b>
SPECIAL TRADE	7266	MAINT. REPAIR-BUILDINGS EXPENSED	\$254,252,264 / 1.87%	\$60,018,615 / 3.60%
SPECIAL TRADE	7338	FACILITIES OTHER IMPROV/MAINT/REP.	\$71,873,729 / 0.53%	\$10,126,054 / 0.61%
SPECIAL TRADE	7343	BUILDING IMPROVEMENTS CAPITALIZED	\$125,436,625 / 0.92%	\$33,997,985 / 2.04%
SPECIAL TRADE	7344	LEASEHOLD IMPROVEMENTS CAPITALIZED	\$3,119,817 / 0.02%	\$1,303,174 / 0.08%
SPECIAL TRADE	7346	LAND IMPROVEMENTS CAPITALIZED	\$39,211,162 / 0.29%	\$13,672,768 / 0.82%
SPECIAL TRADE	7354	LEASEHOLD IMPROVEMENTS - EXPENSED	\$1,630,515 / 0.01%	\$71,218 / 0.00%
		<b>TOTAL FOR SPECIAL TRADE:</b>	<b>\$495,524,112 / 3.65 %</b>	<b>\$119,189,815 / 7.14 %</b>
PROFESSIONAL SERVICES	7245	FINANCIAL AND ACCOUNTING SERV	\$41,053,892 / 0.30%	\$5,090,403 / 0.30%
PROFESSIONAL SERVICES	7248	MEDICAL SERVICES	\$102,703,257 / 0.76%	\$2,893,113 / 0.17%
PROFESSIONAL SERVICES	7256	ARCHITECTURAL/ENGINEERING SERV	\$604,990,059 / 4.46%	\$169,840,921 / 10.17%
		<b>TOTAL FOR PROFESSIONAL SERVICES:</b>	<b>\$748,747,208 / 5.52 %</b>	<b>\$177,824,437 / 10.65 %</b>



TEXAS HISTORICALLY UNDERUTILIZED BUSINESS (HUB) SEMI-ANNUAL REPORT RECEIVED FOR FISCAL YEAR 2023

SECTION III - STATEWIDE ANALYSIS OF AWARDS TO CERTIFIED HUBS BY PROCUREMENT CATEGORIES AND OBJECT CODES

CATEGORY	OBJECT CODE	DESCRIPTION	TOTAL EXPENDITURES / %	TOTAL SPENT W/ CERTIFIED HUBS / %
OTHER SERVICES	7204	INSURANCE PREMIUNS AND DEDUCTIBLES	\$40,868,942 / 0.30%	\$5,418 / 0.00%
OTHER SERVICES	7205	EMPLOYEE BONDS	\$874 / 0.00%	0 / 0%
OTHER SERVICES	7206	SERVICE FEE PAID TO THE LOTTERY OPER	\$67,561,937 / 0.50%	\$3,449,978 / 0.21%
OTHER SERVICES	7211	AWARDS	\$5,126,139 / 0.04%	\$328,415 / 0.02%
OTHER SERVICES	7216	INS PREM-APP BY BD OF INS AG	\$310,865 / 0.00%	0 / 0%
OTHER SERVICES	7218	PUBLICATIONS	\$5,520,547 / 0.04%	\$484,387 / 0.03%
OTHER SERVICES	7239	CONSULTANT SERVICES-APP BY GOV OFFIC	\$994,191 / 0.01%	0 / 0%
OTHER SERVICES	7240	CONSULTANT SERVICES - OTHER	\$41,709,824 / 0.31%	\$1,947,538 / 0.12%
OTHER SERVICES	7242	CONSULTANT SERVICES - COMPUTER	\$17,357,116 / 0.13%	\$2,671,726 / 0.16%
OTHER SERVICES	7243	EDUCATIONAL/TRAINING SERVICES	\$24,281,641 / 0.18%	\$791,224 / 0.05%
OTHER SERVICES	7249	VETERINARY SERVICES	\$898,159 / 0.01%	\$2,065 / 0.00%
OTHER SERVICES	7253	OTHER PROFESSIONAL SERVICES	\$1,199,236,372 / 8.84%	\$193,123,920 / 11.57%
OTHER SERVICES	7255	INVESTMENT COUNSELING SERVICES	\$3,382,961 / 0.02%	\$16,020 / 0.00%
OTHER SERVICES	7258	LEGAL SERVICES	\$20,730,840 / 0.15%	\$413,985 / 0.02%
OTHER SERVICES	7262	MAINT/REPAIR COMPUTER SOFTWARE EXP.	\$238,420,427 / 1.76%	\$57,363,568 / 3.44%
OTHER SERVICES	7263	MAINTENANCE REPAIR-AIRCRAFT EXP.	\$6,245,327 / 0.05%	\$103,233 / 0.01%
OTHER SERVICES	7267	MAINT REPAIR-COMPUTER EQUIP EXP.	\$34,306,366 / 0.25%	\$11,433,265 / 0.68%
OTHER SERVICES	7271	LAND MAINT. REPAIR - GROUNDS EXP.	\$14,450,654 / 0.11%	\$1,579,542 / 0.09%
OTHER SERVICES	7272	HAZARDOUS WASTE DISPOSAL SERVS	\$10,386,718 / 0.08%	\$2,689,375 / 0.16%
OTHER SERVICES	7273	REPRODUCTION PRINTING SERVS	\$67,288,069 / 0.50%	\$3,991,043 / 0.24%
OTHER SERVICES	7274	TEMPORARY EMPLOYMENT AGENCIES	\$102,036,774 / 0.75%	\$34,023,488 / 2.04%
OTHER SERVICES	7275	COMPUTER PROGRAMMING SERVICES	\$411,947,865 / 3.04%	\$127,634,938 / 7.65%
OTHER SERVICES	7276	COMMUNICATION SERVICES	\$125,522,390 / 0.93%	\$2,938,122 / 0.18%
OTHER SERVICES	7277	CLEANING SERVICES	\$50,920,399 / 0.38%	\$9,673,400 / 0.58%



TEXAS HISTORICALLY UNDERUTILIZED BUSINESS (HUB) SEMI-ANNUAL REPORT RECEIVED FOR FISCAL YEAR 2023

SECTION III - STATEWIDE ANALYSIS OF AWARDS TO CERTIFIED HUBS BY PROCUREMENT CATEGORIES AND OBJECT CODES

CATEGORY	OBJECT CODE	DESCRIPTION	TOTAL EXPENDITURES / %	TOTAL SPENT W/ CERTIFIED HUBS / %
OTHER SERVICES	7281	ADVERTISING SERVICES	\$109,129,990 / 0.80%	\$40,653,023 / 2.44%
OTHER SERVICES	7284	DATA PROCESSING SERVICES	\$7,343,105 / 0.05%	\$96,666 / 0.01%
OTHER SERVICES	7286	FREIGHT/DELIVERY SERVICES	\$29,195,402 / 0.22%	\$4,238,462 / 0.25%
OTHER SERVICES	7299	PURCHASED CONTRACTED SERVICES	\$1,031,415,660 / 7.60%	\$68,944,166 / 4.13%
OTHER SERVICES	7337	FACILITIES OTHER IMPROV/CAP. LEASE	\$19,361 / 0.00%	0 / 0%
OTHER SERVICES	7350	BUILDINGS - CAPITAL LEASE	\$233,728 / 0.00%	0 / 0%
OTHER SERVICES	7366	PERSONAL PROPERTY - CAPITAL LEASE	\$1,622,770 / 0.01%	0 / 0%
OTHER SERVICES	7367	PERSONAL PROP. MAINT. REPAIR-EXP	\$125,298,475 / 0.92%	\$12,558,468 / 0.75%
OTHER SERVICES	7368	MAINT. REPAIR-MOTOR VEHICLES-EXP.	\$24,391,346 / 0.18%	\$1,207,319 / 0.07%
OTHER SERVICES	7514	TELECOMM.- MAINTENANCE REPAIR EXP.	\$6,843,787 / 0.05%	\$3,016,644 / 0.18%
OTHER SERVICES	7516	TELECOMMS - OTHER SERVICE CHARGES	\$31,391,148 / 0.23%	\$384,757 / 0.02%
OTHER SERVICES	7526	WASTE DISPOSAL	\$10,738,578 / 0.08%	\$381,577 / 0.02%
		<b>TOTAL FOR OTHER SERVICES:</b>	<b>\$3,867,128,747 / 28.50 %</b>	<b>\$586,145,730 / 35.11 %</b>
COMMODITY PURCHASING	7300	CONSUMABLES	\$244,976,960 / 1.81%	\$52,728,427 / 3.16%
COMMODITY PURCHASING	7304	FUELS LUBRICANTS - OTHER	\$60,575,768 / 0.45%	\$5,996,476 / 0.36%
COMMODITY PURCHASING	7307	FUELS LUBRICANTS - AIRCRAFT	\$2,409,475 / 0.02%	0 / 0%
COMMODITY PURCHASING	7309	PROMOTIONAL ITEMS	\$6,958,177 / 0.05%	\$2,163,253 / 0.13%
COMMODITY PURCHASING	7310	CHEMICAL AND GASES	\$71,903,062 / 0.53%	\$9,705,830 / 0.58%
COMMODITY PURCHASING	7312	MEDICAL SUPPLIES	\$1,549,388,453 / 11.42%	\$11,487,457 / 0.69%
COMMODITY PURCHASING	7315	FOOD PURCHASED BY THE STATE	\$26,407,139 / 0.19%	\$564,928 / 0.03%
COMMODITY PURCHASING	7316	FOOD PURCH FOR WARDS OF STATE	\$67,226,502 / 0.50%	\$694,308 / 0.04%
COMMODITY PURCHASING	7322	PERSONAL ITEMS-WARDS OF THE STATE	\$3,232,435 / 0.02%	\$153,644 / 0.01%
COMMODITY PURCHASING	7324	CREDIT CARD PURCH-CLIENTS/WARDS ST.	\$2,393,965 / 0.02%	\$1,104 / 0.00%



TEXAS HISTORICALLY UNDERUTILIZED BUSINESS (HUB) SEMI-ANNUAL REPORT RECEIVED FOR FISCAL YEAR 2023

SECTION III - STATEWIDE ANALYSIS OF AWARDS TO CERTIFIED HUBS BY PROCUREMENT CATEGORIES AND OBJECT CODES

CATEGORY	OBJECT CODE	DESCRIPTION	TOTAL EXPENDITURES / %	TOTAL SPENT W/ CERTIFIED HUBS / %
COMMODITY PURCHASING	7325	SERVICES FOR WARDS OF THE STATE	\$15,376,363 / 0.11%	\$1,899,089 / 0.11%
COMMODITY PURCHASING	7328	SUPPLY/MATERIAL-AGRIC,CONST,HARDWARE	\$189,175,322 / 1.39%	\$15,782,998 / 0.95%
COMMODITY PURCHASING	7330	PARTS - FURNISHINGS EQUIPMT	\$50,642,362 / 0.37%	\$6,031,210 / 0.36%
COMMODITY PURCHASING	7331	PLANTS	\$1,329,930 / 0.01%	\$413,424 / 0.02%
COMMODITY PURCHASING	7333	FABRICS AND LINENS	\$5,839,625 / 0.04%	\$547,296 / 0.03%
COMMODITY PURCHASING	7334	FURNISHINGS EQUIP OTHER - EXPENSED	\$176,060,138 / 1.30%	\$53,917,448 / 3.23%
COMMODITY PURCHASING	7335	PARTS - COMPUT. EQUIP. - EXPENSED	\$23,995,499 / 0.18%	\$12,240,732 / 0.73%
COMMODITY PURCHASING	7352	OTHER MOTOR VEHICLES - CAPITAL LEASE	\$888 / 0.00%	0 / 0%
COMMODITY PURCHASING	7361	PERSONAL PROPERTY - CAPITALIZED	\$211,766 / 0.00%	\$41,390 / 0.00%
COMMODITY PURCHASING	7365	PERSONAL PROPERTY BOATS CAPITALIZED	\$5,373,114 / 0.04%	\$106,248 / 0.01%
COMMODITY PURCHASING	7371	PASSENGER CARS - CAPITALIZED	\$8,317,288 / 0.06%	\$192,299 / 0.01%
COMMODITY PURCHASING	7372	OTHER MOTOR VEHICLES - CAPITALIZED	\$48,104,614 / 0.35%	\$630,531 / 0.04%
COMMODITY PURCHASING	7373	FURNISHINGS EQUIPMENT-CAPITALIZED	\$323,383,150 / 2.38%	\$35,416,615 / 2.12%
COMMODITY PURCHASING	7374	FURNISHINGS EQUIPMENT CONTROLLED	\$16,922,360 / 0.12%	\$4,327,666 / 0.26%
COMMODITY PURCHASING	7375	PERSONAL PROP. AIRCRAFT-CAPITALIZED	\$39,585 / 0.00%	0 / 0%
COMMODITY PURCHASING	7376	FURNISHINGS EQUIPT.- CAPITAL LEASE	\$7,448,790 / 0.05%	\$96,239 / 0.01%
COMMODITY PURCHASING	7377	COMPUTER EQUIPMENT - EXPENSED	\$26,050,850 / 0.19%	\$16,252,194 / 0.97%
COMMODITY PURCHASING	7378	COMPUTER EQUIPMENT - CONTROLLED	\$78,646,707 / 0.58%	\$63,624,601 / 3.81%
COMMODITY PURCHASING	7379	COMPUTER EQUIPMENT - CAPITALIZED	\$52,936,469 / 0.39%	\$22,044,262 / 1.32%
COMMODITY PURCHASING	7380	COMPUTER SOFTWARE - EXPENSED	\$140,715,418 / 1.04%	\$23,596,263 / 1.41%
COMMODITY PURCHASING	7384	PERSONAL PROP. ANIMALS - EXPENSED	\$12,277,339 / 0.09%	\$134,324 / 0.01%
COMMODITY PURCHASING	7385	COMPUTER EQUIPMENT - CAPITAL LEASE	\$529,198 / 0.00%	0 / 0%
COMMODITY PURCHASING	7386	PERSONAL PROP. ANIMALS - CAPITALIZED	\$324,834 / 0.00%	0 / 0%
COMMODITY PURCHASING	7393	MERCHANDISE PURCH FOR RESALE	\$166,950,224 / 1.23%	\$8,718,253 / 0.52%



TEXAS HISTORICALLY UNDERUTILIZED BUSINESS (HUB) SEMI-ANNUAL REPORT RECEIVED FOR FISCAL YEAR 2023

SECTION III - STATEWIDE ANALYSIS OF AWARDS TO CERTIFIED HUBS BY PROCUREMENT CATEGORIES AND OBJECT CODES

CATEGORY	OBJECT CODE	DESCRIPTION	TOTAL EXPENDITURES / %	TOTAL SPENT W/ CERTIFIED HUBS / %
COMMODITY PURCHASING	7394	RAW MATERIAL PURCHASES	\$27,787,322 / 0.20%	\$767,032 / 0.05%
COMMODITY PURCHASING	7395	INTANGIBLE COMP SOFTWARE - PURCH-CAP.	\$16,780,907 / 0.12%	\$3,634,619 / 0.22%
COMMODITY PURCHASING	7406	RENTAL OF FURNISHINGS/EQUIPMT	\$88,409,750 / 0.65%	\$4,945,035 / 0.30%
COMMODITY PURCHASING	7411	RENTAL OF COMPUTER EQUIPMENT	\$14,442,561 / 0.11%	\$9,277,590 / 0.56%
COMMODITY PURCHASING	7415	RENTAL OF COMPUTER SOFTWARE	\$58,952,811 / 0.43%	\$11,157,941 / 0.67%
COMMODITY PURCHASING	7442	RENTAL OF MOTOR VEHICLES	\$38,971,173 / 0.29%	\$1,042,659 / 0.06%
COMMODITY PURCHASING	7445	RENTAL OF AIRCRAFT	\$3,389,447 / 0.02%	\$190,434 / 0.01%
COMMODITY PURCHASING	7449	RENTAL OF MARINE EQUIPMENT	\$354,009 / 0.00%	0 / 0%
COMMODITY PURCHASING	7510	TELECOM PARTS SUPPLIES	\$5,992,333 / 0.04%	\$3,196,392 / 0.19%
COMMODITY PURCHASING	7512	TELECOMMUNICATION EQUIP. CAPITALIZED	\$2,370,722 / 0.02%	\$1,388,366 / 0.08%
COMMODITY PURCHASING	7517	TELECOMM. EQUIPMENT - EXPENSED	\$6,588,533 / 0.05%	\$1,836,663 / 0.11%
COMMODITY PURCHASING	7520	INFRASTRUCT. TELECOMMS. EQUIP - CAP.	\$771,426 / 0.01%	\$120,157 / 0.01%
COMMODITY PURCHASING	7521	REAL PROP.-INFRASTR.- TELECOMM.- EXP.	\$809,905 / 0.01%	\$583,241 / 0.03%
COMMODITY PURCHASING	7522	TELECOMMS-EQUIP RENTAL	\$2,797,781 / 0.02%	\$160,074 / 0.01%
		<b>TOTAL FOR COMMODITY PURCHASING:</b>	<b>\$3,654,542,445 / 26.94 %</b>	<b>\$387,808,712 / 23.23 %</b>
		<b>TOTAL FOR ALL CATEGORIES:</b>	<b>\$13,566,750,332 / 100.00%</b>	<b>\$1,669,390,593 / 100.00%</b>



- **AWARDS TO CERTIFIED HUBS BY PROCUREMENT CATEGORIES AND OBJECT CODES**



TEXAS HISTORICALLY UNDERUTILIZED BUSINESS (HUB) SEMI-ANNUAL REPORT RECEIVED FOR FISCAL YEAR 2023

SECTION III - STATEWIDE ANALYSIS OF AWARDS TO CERTIFIED HUBS BY OBJECT CODES

CATEGORY	OBJECT CODE	DESCRIPTION	TOTAL EXPENDITURES / %	TOTAL SPENT W/ CERTIFIED HUBS / %
OTHER SERVICES	7204	INSURANCE PREMIUNS AND DEDUCTIBLES	\$40,868,942 / 0.30%	\$5,418 / 0.00%
OTHER SERVICES	7205	EMPLOYEE BONDS	\$874 / 0.00%	0 / 0%
OTHER SERVICES	7206	SERVICE FEE PAID TO THE LOTTERY OPER	\$67,561,937 / 0.50%	\$3,449,978 / 0.21%
OTHER SERVICES	7211	AWARDS	\$5,126,139 / 0.04%	\$328,415 / 0.02%
OTHER SERVICES	7216	INS PREM-APP BY BD OF INS AG	\$310,865 / 0.00%	0 / 0%
OTHER SERVICES	7218	PUBLICATIONS	\$5,520,547 / 0.04%	\$484,387 / 0.03%
OTHER SERVICES	7239	CONSULTANT SERVICES-APP BY GOV OFFIC	\$994,191 / 0.01%	0 / 0%
OTHER SERVICES	7240	CONSULTANT SERVICES - OTHER	\$41,709,824 / 0.31%	\$1,947,538 / 0.12%
OTHER SERVICES	7242	CONSULTANT SERVICES - COMPUTER	\$17,357,116 / 0.13%	\$2,671,726 / 0.16%
OTHER SERVICES	7243	EDUCATIONAL/TRAINING SERVICES	\$24,281,641 / 0.18%	\$791,224 / 0.05%
PROFESSIONAL SERVICES	7245	FINANCIAL AND ACCOUNTING SERV	\$41,053,892 / 0.30%	\$5,090,403 / 0.30%
PROFESSIONAL SERVICES	7248	MEDICAL SERVICES	\$102,703,257 / 0.76%	\$2,893,113 / 0.17%
OTHER SERVICES	7249	VETERINARY SERVICES	\$898,159 / 0.01%	\$2,065 / 0.00%
OTHER SERVICES	7253	OTHER PROFESSIONAL SERVICES	\$1,199,236,372 / 8.84%	\$193,123,920 / 11.57%
OTHER SERVICES	7255	INVESTMENT COUNSELING SERVICES	\$3,382,961 / 0.02%	\$16,020 / 0.00%
PROFESSIONAL SERVICES	7256	ARCHITECTURAL/ENGINEERING SERV	\$604,990,059 / 4.46%	\$169,840,921 / 10.17%
OTHER SERVICES	7258	LEGAL SERVICES	\$20,730,840 / 0.15%	\$413,985 / 0.02%
OTHER SERVICES	7262	MAINT/REPAIR COMPUTER SOFTWARE EXP.	\$238,420,427 / 1.76%	\$57,363,568 / 3.44%
OTHER SERVICES	7263	MAINTENANCE REPAIR-AIRCRAFT EXP.	\$6,245,327 / 0.05%	\$103,233 / 0.01%
SPECIAL TRADE	7266	MAINT. REPAIR-BUILDINGS EXPENSED	\$254,252,264 / 1.87%	\$60,018,615 / 3.60%
OTHER SERVICES	7267	MAINT REPAIR-COMPUTER EQUIP EXP.	\$34,306,366 / 0.25%	\$11,433,265 / 0.68%
HEAVY CONSTRUCTION	7270	INFRASTRUCTURE MAINT/REPAIR EXPENSED	\$414,564,926 / 3.06%	\$20,680,377 / 1.24%
OTHER SERVICES	7271	LAND MAINT. REPAIR - GROUNDS EXP.	\$14,450,654 / 0.11%	\$1,579,542 / 0.09%
OTHER SERVICES	7272	HAZARDOUS WASTE DISPOSAL SERVS	\$10,386,718 / 0.08%	\$2,689,375 / 0.16%



TEXAS HISTORICALLY UNDERUTILIZED BUSINESS (HUB) SEMI-ANNUAL REPORT RECEIVED FOR FISCAL YEAR 2023

SECTION III - STATEWIDE ANALYSIS OF AWARDS TO CERTIFIED HUBS BY OBJECT CODES

CATEGORY	OBJECT CODE	DESCRIPTION	TOTAL EXPENDITURES / %	TOTAL SPENT W/ CERTIFIED HUBS / %
OTHER SERVICES	7273	REPRODUCTION PRINTING SERVS	\$67,288,069 / 0.50%	\$3,991,043 / 0.24%
OTHER SERVICES	7274	TEMPORARY EMPLOYMENT AGENCIES	\$102,036,774 / 0.75%	\$34,023,488 / 2.04%
OTHER SERVICES	7275	COMPUTER PROGRAMMING SERVICES	\$411,947,865 / 3.04%	\$127,634,938 / 7.65%
OTHER SERVICES	7276	COMMUNICATION SERVICES	\$125,522,390 / 0.93%	\$2,938,122 / 0.18%
OTHER SERVICES	7277	CLEANING SERVICES	\$50,920,399 / 0.38%	\$9,673,400 / 0.58%
OTHER SERVICES	7281	ADVERTISING SERVICES	\$109,129,990 / 0.80%	\$40,653,023 / 2.44%
OTHER SERVICES	7284	DATA PROCESSING SERVICES	\$7,343,105 / 0.05%	\$96,666 / 0.01%
OTHER SERVICES	7286	FREIGHT/DELIVERY SERVICES	\$29,195,402 / 0.22%	\$4,238,462 / 0.25%
OTHER SERVICES	7299	PURCHASED CONTRACTED SERVICES	\$1,031,415,660 / 7.60%	\$68,944,166 / 4.13%
COMMODITY PURCHASING	7300	CONSUMABLES	\$244,976,960 / 1.81%	\$52,728,427 / 3.16%
COMMODITY PURCHASING	7304	FUELS LUBRICANTS - OTHER	\$60,575,768 / 0.45%	\$5,996,476 / 0.36%
COMMODITY PURCHASING	7307	FUELS LUBRICANTS - AIRCRAFT	\$2,409,475 / 0.02%	0 / 0%
COMMODITY PURCHASING	7309	PROMOTIONAL ITEMS	\$6,958,177 / 0.05%	\$2,163,253 / 0.13%
COMMODITY PURCHASING	7310	CHEMICAL AND GASES	\$71,903,062 / 0.53%	\$9,705,830 / 0.58%
COMMODITY PURCHASING	7312	MEDICAL SUPPLIES	\$1,549,388,453 / 11.42%	\$11,487,457 / 0.69%
COMMODITY PURCHASING	7315	FOOD PURCHASED BY THE STATE	\$26,407,139 / 0.19%	\$564,928 / 0.03%
COMMODITY PURCHASING	7316	FOOD PURCH FOR WARDS OF STATE	\$67,226,502 / 0.50%	\$694,308 / 0.04%
COMMODITY PURCHASING	7322	PERSONAL ITEMS-WARDS OF THE STATE	\$3,232,435 / 0.02%	\$153,644 / 0.01%
COMMODITY PURCHASING	7324	CREDIT CARD PURCH-CLIENTS/WARDS ST.	\$2,393,965 / 0.02%	\$1,104 / 0.00%
COMMODITY PURCHASING	7325	SERVICES FOR WARDS OF THE STATE	\$15,376,363 / 0.11%	\$1,899,089 / 0.11%
COMMODITY PURCHASING	7328	SUPPLY/MATERIAL-AGRIC,CONST,HARDWARE	\$189,175,322 / 1.39%	\$15,782,998 / 0.95%
COMMODITY PURCHASING	7330	PARTS - FURNISHINGS EQUIPMT	\$50,642,362 / 0.37%	\$6,031,210 / 0.36%
COMMODITY PURCHASING	7331	PLANTS	\$1,329,930 / 0.01%	\$413,424 / 0.02%
COMMODITY PURCHASING	7333	FABRICS AND LINENS	\$5,839,625 / 0.04%	\$547,296 / 0.03%



TEXAS HISTORICALLY UNDERUTILIZED BUSINESS (HUB) SEMI-ANNUAL REPORT RECEIVED FOR FISCAL YEAR 2023

SECTION III - STATEWIDE ANALYSIS OF AWARDS TO CERTIFIED HUBS BY OBJECT CODES

CATEGORY	OBJECT CODE	DESCRIPTION	TOTAL EXPENDITURES / %	TOTAL SPENT W/ CERTIFIED HUBS / %
COMMODITY PURCHASING	7334	FURNISHINGS EQUIP OTHER - EXPENSED	\$176,060,138 / 1.30%	\$53,917,448 / 3.23%
COMMODITY PURCHASING	7335	PARTS - COMPUT. EQUIP. - EXPENSED	\$23,995,499 / 0.18%	\$12,240,732 / 0.73%
BUILDING CONSTRUCTION	7336	FACILITIES AND OTHER IMPROV. CAP.	\$8,617,185 / 0.06%	\$1,151,530 / 0.07%
OTHER SERVICES	7337	FACILITIES OTHER IMPROV/CAP. LEASE	\$19,361 / 0.00%	0 / 0%
SPECIAL TRADE	7338	FACILITIES OTHER IMPROV/MAINT/REP.	\$71,873,729 / 0.53%	\$10,126,054 / 0.61%
BUILDING CONSTRUCTION	7340	REAL PROPERTY AND IMPROVEMENTS EXP.	\$27,837,189 / 0.21%	\$4,575,530 / 0.27%
BUILDING CONSTRUCTION	7341	REAL PROPERTY BUILDINGS CAPITALIZED	\$882,995,870 / 6.51%	\$143,086,307 / 8.57%
SPECIAL TRADE	7343	BUILDING IMPROVEMENTS CAPITALIZED	\$125,436,625 / 0.92%	\$33,997,985 / 2.04%
SPECIAL TRADE	7344	LEASEHOLD IMPROVEMENTS CAPITALIZED	\$3,119,817 / 0.02%	\$1,303,174 / 0.08%
SPECIAL TRADE	7346	LAND IMPROVEMENTS CAPITALIZED	\$39,211,162 / 0.29%	\$13,672,768 / 0.82%
HEAVY CONSTRUCTION	7347	CONSTRUCT. IN PROGRESS-HWY NET. CAP.	\$3,463,604,944 / 25.53%	\$228,913,771 / 13.71%
OTHER SERVICES	7350	BUILDINGS - CAPITAL LEASE	\$233,728 / 0.00%	0 / 0%
COMMODITY PURCHASING	7352	OTHER MOTOR VEHICLES - CAPITAL LEASE	\$888 / 0.00%	0 / 0%
SPECIAL TRADE	7354	LEASEHOLD IMPROVEMENTS - EXPENSED	\$1,630,515 / 0.01%	\$71,218 / 0.00%
HEAVY CONSTRUCTION	7356	REAL PROP. INFRASTRUCT.- CAPITALIZED	\$2,616,846 / 0.02%	\$14,384 / 0.00%
BUILDING CONSTRUCTION	7357	INFRASTRUCT./PRESERV. COSTS CAP.	\$570,859 / 0.00%	0 / 0%
COMMODITY PURCHASING	7361	PERSONAL PROPERTY - CAPITALIZED	\$211,766 / 0.00%	\$41,390 / 0.00%
COMMODITY PURCHASING	7365	PERSONAL PROPERTY BOATS CAPITALIZED	\$5,373,114 / 0.04%	\$106,248 / 0.01%
OTHER SERVICES	7366	PERSONAL PROPERTY - CAPITAL LEASE	\$1,622,770 / 0.01%	0 / 0%
OTHER SERVICES	7367	PERSONAL PROP. MAINT. REPAIR-EXP	\$125,298,475 / 0.92%	\$12,558,468 / 0.75%
OTHER SERVICES	7368	MAINT. REPAIR-MOTOR VEHICLES-EXP.	\$24,391,346 / 0.18%	\$1,207,319 / 0.07%
COMMODITY PURCHASING	7371	PASSENGER CARS - CAPITALIZED	\$8,317,288 / 0.06%	\$192,299 / 0.01%
COMMODITY PURCHASING	7372	OTHER MOTOR VEHICLES - CAPITALIZED	\$48,104,614 / 0.35%	\$630,531 / 0.04%
COMMODITY PURCHASING	7373	FURNISHINGS EQUIPMENT-CAPITALIZED	\$323,383,150 / 2.38%	\$35,416,615 / 2.12%



TEXAS HISTORICALLY UNDERUTILIZED BUSINESS (HUB) SEMI-ANNUAL REPORT RECEIVED FOR FISCAL YEAR 2023

SECTION III - STATEWIDE ANALYSIS OF AWARDS TO CERTIFIED HUBS BY OBJECT CODES

CATEGORY	OBJECT CODE	DESCRIPTION	TOTAL EXPENDITURES / %	TOTAL SPENT W/ CERTIFIED HUBS / %
COMMODITY PURCHASING	7374	FURNISHINGS EQUIPMENT CONTROLLED	\$16,922,360 / 0.12%	\$4,327,666 / 0.26%
COMMODITY PURCHASING	7375	PERSONAL PROP. AIRCRAFT-CAPITALIZED	\$39,585 / 0.00%	0 / 0%
COMMODITY PURCHASING	7376	FURNISHINGS EQUIPT.- CAPITAL LEASE	\$7,448,790 / 0.05%	\$96,239 / 0.01%
COMMODITY PURCHASING	7377	COMPUTER EQUIPMENT - EXPENSED	\$26,050,850 / 0.19%	\$16,252,194 / 0.97%
COMMODITY PURCHASING	7378	COMPUTER EQUIPMENT - CONTROLLED	\$78,646,707 / 0.58%	\$63,624,601 / 3.81%
COMMODITY PURCHASING	7379	COMPUTER EQUIPMENT - CAPITALIZED	\$52,936,469 / 0.39%	\$22,044,262 / 1.32%
COMMODITY PURCHASING	7380	COMPUTER SOFTWARE - EXPENSED	\$140,715,418 / 1.04%	\$23,596,263 / 1.41%
COMMODITY PURCHASING	7384	PERSONAL PROP. ANIMALS - EXPENSED	\$12,277,339 / 0.09%	\$134,324 / 0.01%
COMMODITY PURCHASING	7385	COMPUTER EQUIPMENT - CAPITAL LEASE	\$529,198 / 0.00%	0 / 0%
COMMODITY PURCHASING	7386	PERSONAL PROP. ANIMALS - CAPITALIZED	\$324,834 / 0.00%	0 / 0%
COMMODITY PURCHASING	7393	MERCHANDISE PURCH FOR RESALE	\$166,950,224 / 1.23%	\$8,718,253 / 0.52%
COMMODITY PURCHASING	7394	RAW MATERIAL PURCHASES	\$27,787,322 / 0.20%	\$767,032 / 0.05%
COMMODITY PURCHASING	7395	INTANGIBLE COMP SOFTWARE - PURCH-CAP.	\$16,780,907 / 0.12%	\$3,634,619 / 0.22%
COMMODITY PURCHASING	7406	RENTAL OF FURNISHINGS/EQUIPMT	\$88,409,750 / 0.65%	\$4,945,035 / 0.30%
COMMODITY PURCHASING	7411	RENTAL OF COMPUTER EQUIPMENT	\$14,442,561 / 0.11%	\$9,277,590 / 0.56%
COMMODITY PURCHASING	7415	RENTAL OF COMPUTER SOFTWARE	\$58,952,811 / 0.43%	\$11,157,941 / 0.67%
COMMODITY PURCHASING	7442	RENTAL OF MOTOR VEHICLES	\$38,971,173 / 0.29%	\$1,042,659 / 0.06%
COMMODITY PURCHASING	7445	RENTAL OF AIRCRAFT	\$3,389,447 / 0.02%	\$190,434 / 0.01%
COMMODITY PURCHASING	7449	RENTAL OF MARINE EQUIPMENT	\$354,009 / 0.00%	0 / 0%
COMMODITY PURCHASING	7510	TELECOM PARTS SUPPLIES	\$5,992,333 / 0.04%	\$3,196,392 / 0.19%
COMMODITY PURCHASING	7512	TELECOMMUNICATION EQUIP. CAPITALIZED	\$2,370,722 / 0.02%	\$1,388,366 / 0.08%
OTHER SERVICES	7514	TELECOMM.- MAINTENANCE REPAIR EXP.	\$6,843,787 / 0.05%	\$3,016,644 / 0.18%
OTHER SERVICES	7516	TELECOMMS - OTHER SERVICE CHARGES	\$31,391,148 / 0.23%	\$384,757 / 0.02%
COMMODITY PURCHASING	7517	TELECOMM. EQUIPMENT - EXPENSED	\$6,588,533 / 0.05%	\$1,836,663 / 0.11%



TEXAS HISTORICALLY UNDERUTILIZED BUSINESS (HUB) SEMI-ANNUAL REPORT RECEIVED FOR FISCAL YEAR 2023

SECTION III - STATEWIDE ANALYSIS OF AWARDS TO CERTIFIED HUBS BY OBJECT CODES

CATEGORY	OBJECT CODE	DESCRIPTION	TOTAL EXPENDITURES / %	TOTAL SPENT W/ CERTIFIED HUBS / %
COMMODITY PURCHASING	7520	INFRASTRUCT. TELECOMMS. EQUIP - CAP.	\$771,426 / 0.01%	\$120,157 / 0.01%
COMMODITY PURCHASING	7521	REAL PROP.-INFRAST.- TELECOMM.- EXP.	\$809,905 / 0.01%	\$583,241 / 0.03%
COMMODITY PURCHASING	7522	TELECOMMS-EQUIP RENTAL	\$2,797,781 / 0.02%	\$160,074 / 0.01%
OTHER SERVICES	7526	WASTE DISPOSAL	\$10,738,578 / 0.08%	\$381,577 / 0.02%
		<b>TOTAL OF ALL OBJECT CODES:</b>	<b>\$13,566,750,332 / 100.00%</b>	<b>\$1,669,390,593 / 100.00%</b>

## **SECTION IV - STATE AGENCY RANKINGS**



**FISCAL YEAR 2023 SEMI-ANNUAL HUB REPORT**  
**AGENCIES SPENDING MORE THAN \$25,000 WITH \$0 SPENDING WITH HUBS**

<b>AGENCY #</b>	<b>AGENCY NAME</b>	<b>TOTAL EXPENDITURES</b>
105	LEGISLATIVE REFERENCE LIBRARY	\$47,242
215	OFFICE OF CAPITAL AND FORENSIC WRITS	\$53,163
225	COURT OF APPEALS - FIFTH COURT	\$45,753
243	STATE LAW LIBRARY	\$128,925
756	SUL ROSS STATE UNIVERSITY	\$3,799,226
908	TEXAS BULLION DEPOSITORY (PT OF 902)	\$371,707





## FISCAL YEAR 2023 SEMI-ANNUAL HUB REPORT

### AGENCIES SPENDING MORE THAN \$5 MILLION

AGENCY#	AGENCY NAME	TOTAL EXPENDITURES	TOTAL HUB EXPENDITURES	HUB % of EXPENDITURES
103	TEXAS LEGISLATIVE COUNCIL	\$6,042,019	\$367,993	6.09%
212	OFFICE OF COURT ADMINISTRATION	\$9,215,586	\$79,017	0.86%
300	OFFICE OF THE GOVERNOR - FISCAL	\$15,904,347	\$227,869	1.43%
302	OFFICE OF THE ATTORNEY GENERAL	\$34,259,527	\$17,123,662	49.98%
303	TEXAS FACILITIES COMMISSION	\$141,493,288	\$18,366,788	12.98%
304	COMPTROLLER OF PUBLIC ACCOUNTS	\$58,370,676	\$20,042,565	34.34%
305	GENERAL LAND OFFICE	\$475,446,617	\$130,852,758	27.52%
306	TEXAS STATE LIBRARY & ARCHIVES COMM	\$14,863,350	\$341,806	2.30%
307	SECRETARY OF STATE	\$5,056,929	\$2,974,104	58.81%
313	DEPARTMENT OF INFORMATION RESOURCES	\$12,611,148	\$7,333,819	58.15%
320	TEXAS WORKFORCE COMMISSION	\$64,832,977	\$10,543,043	16.26%
323	TEACHER RETIREMENT SYSTEM OF TEXAS	\$24,964,324	\$7,420,450	29.72%
327	EMPLOYEES RETIREMENT SYSTEM	\$16,669,934	\$4,466,296	26.79%
362	TEXAS LOTTERY COMMISSION	\$114,893,897	\$9,555,664	8.32%
401	TEXAS MILITARY DEPARTMENT	\$271,971,627	\$13,520,778	4.97%
405	DEPARTMENT OF PUBLIC SAFETY	\$116,193,792	\$25,334,915	21.80%
454	TEXAS DEPARTMENT OF INSURANCE	\$6,170,517	\$1,359,308	22.03%
455	RAILROAD COMMISSION OF TEXAS	\$12,418,558	\$3,830,555	30.85%
506	UT MD ANDERSON CANCER CENTER	\$1,105,229,629	\$52,266,257	4.73%
529	HEALTH & HUMAN SERVICES COMMISSION	\$769,758,427	\$119,619,212	15.54%
530	DEPT FAMILY AND PROTECTIVE SERVICES	\$59,150,560	\$16,182,478	27.36%



**FISCAL YEAR 2023 SEMI-ANNUAL HUB REPORT**  
**AGENCIES SPENDING MORE THAN \$5 MILLION**

<b>AGENCY#</b>	<b>AGENCY NAME</b>	<b>TOTAL EXPENDITURES</b>	<b>TOTAL HUB EXPENDITURES</b>	<b>HUB % of EXPENDITURES</b>
537	DEPARTMENT OF STATE HEALTH SERVICES	\$253,418,365	\$22,557,232	8.90%
542	CANCER PREVENTION AND RESEARCH INSTI	\$5,999,405	\$381,919	6.37%
551	DEPARTMENT OF AGRICULTURE	\$6,163,609	\$1,059,896	17.20%
555	TEXAS A&M AGRILIFE EXTENSION SERVICE	\$7,026,084	\$1,251,160	17.81%
556	TEXAS A&M AGRILIFE RESEARCH	\$26,055,214	\$5,016,978	19.26%
575	TEXAS DIVISION OF EMERGENCY MANAGEME	\$250,929,579	\$7,675,822	3.06%
580	TEXAS WATER DEVELOPMENT BOARD	\$8,388,173	\$614,097	7.32%
582	TEXAS COMM ON ENVIRONMENTAL QUALITY	\$33,669,663	\$9,438,055	28.03%
601	TEXAS DEPARTMENT OF TRANSPORTATION	\$5,111,856,726	\$540,142,701	10.57%
608	TEXAS DEPARTMENT OF MOTOR VEHICLES	\$21,292,359	\$5,075,382	23.84%
644	TEXAS JUVENILE JUSTICE DEPT	\$11,116,562	\$2,630,353	23.66%
696	TEXAS DEPT OF CRIMINAL JUSTICE	\$163,942,218	\$30,035,467	18.32%
701	TEXAS EDUCATION AGENCY	\$186,820,095	\$7,722,888	4.13%
708	TEXAS A&M SYSTEM SHARED SERVICE CTR	\$9,472,009	\$2,002,103	21.14%
709	TEXAS A&M HEALTH SCIENCE CENTER	\$29,064,647	\$3,624,089	12.47%
710	THE TEXAS A&M UNIVERSITY SYSTEM	\$160,669,858	\$37,678,715	23.45%
711	TEXAS A & M UNIVERSITY (MAIN UNIV)	\$241,490,707	\$46,683,408	19.33%
712	TEXAS A&M ENGINEERING EXPERIMENT STA	\$19,366,898	\$3,607,496	18.63%
713	TARLETON STATE UNIVERSITY	\$46,077,704	\$5,296,591	11.49%
714	UNIVERSITY OF TEXAS AT ARLINGTON	\$72,707,995	\$16,503,416	22.70%
715	PRAIRIE VIEW A & M UNIVERSITY	\$21,973,588	\$5,211,977	23.72%



**FISCAL YEAR 2023 SEMI-ANNUAL HUB REPORT**  
**AGENCIES SPENDING MORE THAN \$5 MILLION**

<b>AGENCY#</b>	<b>AGENCY NAME</b>	<b>TOTAL EXPENDITURES</b>	<b>TOTAL HUB EXPENDITURES</b>	<b>HUB % of EXPENDITURES</b>
716	TEXAS A&M ENGINEERING EXTENSION SERV	\$7,159,709	\$1,400,591	19.56%
717	TEXAS SOUTHERN UNIVERSITY	\$31,654,743	\$7,570,252	23.92%
718	TEXAS A & M UNIVERSITY AT GALVESTON	\$7,977,348	\$1,335,761	16.74%
719	TEXAS STATE TECHNICAL COLLEGE	\$8,516,676	\$626,647	7.36%
720	UNIVERSITY OF TEXAS SYSTEM	\$52,199,070	\$4,907,360	9.40%
721	UNIVERSITY OF TEXAS AT AUSTIN	\$347,506,308	\$59,858,431	17.23%
723	UNIVERSITY OF TEXAS MEDICAL BRANCH	\$365,793,040	\$21,814,257	5.96%
724	UNIVERSITY OF TEXAS AT EL PASO	\$33,847,870	\$6,500,420	19.20%
729	UT SOUTHWESTERN MEDICAL CENTER	\$816,414,251	\$49,524,966	6.07%
730	UNIVERSITY OF HOUSTON	\$118,032,799	\$20,375,159	17.26%
731	TEXAS WOMAN'S UNIVERSITY	\$36,209,710	\$6,199,613	17.12%
732	TEXAS A & M UNIVERSITY - KINGSVILLE	\$22,054,950	\$3,341,932	15.15%
733	TEXAS TECH UNIVERSITY	\$121,871,463	\$25,655,344	21.05%
734	LAMAR UNIVERSITY - BEAUMONT	\$21,012,625	\$4,697,360	22.35%
735	MIDWESTERN STATE UNIVERSITY	\$8,006,860	\$544,557	6.80%
737	ANGELO STATE UNIVERSITY	\$19,950,572	\$6,823,191	34.20%
738	UNIVERSITY OF TEXAS AT DALLAS	\$63,904,880	\$16,159,017	25.29%
739	TX TECH UNIV HEALTH SCIENCES CENTER	\$61,962,632	\$13,302,640	21.47%
742	UNIV OF TEX OF THE PERMIAN BASIN	\$14,955,978	\$1,803,998	12.06%
743	UNIVERSITY OF TEXAS AT SAN ANTONIO	\$66,815,395	\$20,303,339	30.39%
744	UT HEALTH SCIENCE CENTER - HOUSTON	\$120,560,683	\$13,387,916	11.10%



**FISCAL YEAR 2023 SEMI-ANNUAL HUB REPORT**  
**AGENCIES SPENDING MORE THAN \$5 MILLION**

<b>AGENCY#</b>	<b>AGENCY NAME</b>	<b>TOTAL EXPENDITURES</b>	<b>TOTAL HUB EXPENDITURES</b>	<b>HUB % of EXPENDITURES</b>
745	UT HEALTH SCIENCE CENTER-SAN ANTONIO	\$277,089,778	\$30,276,251	10.93%
746	UT RIO GRANDE VALLEY	\$34,792,839	\$8,374,026	24.07%
749	TEXAS A&M UNIVERSITY - SAN ANTONIO	\$10,847,778	\$2,223,029	20.49%
750	UNIVERSITY OF TEXAS AT TYLER	\$18,362,917	\$1,386,487	7.55%
751	TEXAS A & M UNIVERSITY - COMMERCE	\$22,548,163	\$4,423,250	19.62%
752	UNIVERSITY OF NORTH TEXAS	\$70,601,031	\$16,152,451	22.88%
754	TEXAS STATE UNIVERSITY	\$77,662,268	\$13,022,202	16.77%
755	STEPHEN F AUSTIN STATE UNIVERSITY	\$35,638,493	\$5,583,615	15.67%
757	WEST TEXAS A & M UNIVERSITY	\$21,961,176	\$2,662,075	12.12%
759	UNIVERSITY OF HOUSTON - CLEAR LAKE	\$9,619,814	\$2,942,597	30.59%
760	TEXAS A & M UNIV - CORPUS CHRISTI	\$21,341,877	\$3,438,593	16.11%
761	TEXAS A & M INTERNATIONAL UNIVERSITY	\$15,239,110	\$5,143,720	33.75%
763	UNT HEALTH SCIENCE CENTER	\$36,790,522	\$4,401,821	11.96%
765	UNIVERSITY OF HOUSTON-VICTORIA	\$5,956,869	\$1,044,601	17.54%
768	TEXAS TECH UNIV SYSTEM	\$8,819,634	\$573,437	6.50%
769	UNIVERSITY OF NORTH TEXAS SYSTEM	\$29,209,918	\$5,479,966	18.76%
773	UNIVERSITY OF NORTH TEXAS AT DALLAS	\$5,379,295	\$1,320,322	24.54%
774	TEXAS TECH HSC - EL PASO	\$27,353,160	\$6,074,361	22.21%
781	TX HIGHER EDUCATION COORD BOARD	\$17,945,490	\$4,275,885	23.83%
784	UNIVERSITY OF HOUSTON - DOWNTOWN	\$25,776,707	\$8,642,554	33.53%
785	UNIV OF TEXAS HEALTH CENTER AT TYLER	\$28,457,131	\$2,088,940	7.34%



**FISCAL YEAR 2023 SEMI-ANNUAL HUB REPORT**  
**AGENCIES SPENDING MORE THAN \$5 MILLION**

<b>AGENCY#</b>	<b>AGENCY NAME</b>	<b>TOTAL EXPENDITURES</b>	<b>TOTAL HUB EXPENDITURES</b>	<b>HUB % of EXPENDITURES</b>
787	LAMAR STATE COLLEGE - ORANGE	\$7,546,923	\$561,807	7.44%
789	LAMAR INSTITUTE OF TECHNOLOGY	\$6,762,629	\$1,992,365	29.46%
802	PARKS AND WILDLIFE DEPARTMENT	\$52,424,548	\$12,810,276	24.44%
808	TEXAS HISTORICAL COMMISSION	\$6,102,105	\$789,837	12.94%
809	STATE PRESERVATION BOARD	\$7,775,386	\$395,126	5.08%
902	COMPTROLLER / FISCAL	\$9,056,199	\$1,123,399	12.40%



## FISCAL YEAR 2023 SEMI-ANNUAL HUB REPORT

### AGENCIES SPENDING MORE THAN \$5 MILLION RANKED BY TOTAL EXPENDITURES

RANK	AGENCY #	AGENCY NAME	TOTAL EXPENDITURES	TOTAL HUB EXPENDITURES	HUB % of EXPENDITURES
1	601	TEXAS DEPARTMENT OF TRANSPORTATION	\$5,111,856,726	\$540,142,701	10.57%
2	506	UT MD ANDERSON CANCER CENTER	\$1,105,229,629	\$52,266,257	4.73%
3	729	UT SOUTHWESTERN MEDICAL CENTER	\$816,414,251	\$49,524,966	6.07%
4	529	HEALTH & HUMAN SERVICES COMMISSION	\$769,758,427	\$119,619,212	15.54%
5	305	GENERAL LAND OFFICE	\$475,446,617	\$130,852,758	27.52%
6	723	UNIVERSITY OF TEXAS MEDICAL BRANCH	\$365,793,040	\$21,814,257	5.96%
7	721	UNIVERSITY OF TEXAS AT AUSTIN	\$347,506,308	\$59,858,431	17.23%
8	745	UT HEALTH SCIENCE CENTER-SAN ANTONIO	\$277,089,778	\$30,276,251	10.93%
9	401	TEXAS MILITARY DEPARTMENT	\$271,971,627	\$13,520,778	4.97%
10	537	DEPARTMENT OF STATE HEALTH SERVICES	\$253,418,365	\$22,557,232	8.90%
11	575	TEXAS DIVISION OF EMERGENCY MANAGEME	\$250,929,579	\$7,675,822	3.06%
12	711	TEXAS A & M UNIVERSITY (MAIN UNIV)	\$241,490,707	\$46,683,408	19.33%
13	701	TEXAS EDUCATION AGENCY	\$186,820,095	\$7,722,888	4.13%
14	696	TEXAS DEPT OF CRIMINAL JUSTICE	\$163,942,218	\$30,035,467	18.32%
15	710	THE TEXAS A&M UNIVERSITY SYSTEM	\$160,669,858	\$37,678,715	23.45%
16	303	TEXAS FACILITIES COMMISSION	\$141,493,288	\$18,366,788	12.98%
17	733	TEXAS TECH UNIVERSITY	\$121,871,463	\$25,655,344	21.05%
18	744	UT HEALTH SCIENCE CENTER - HOUSTON	\$120,560,683	\$13,387,916	11.10%
19	730	UNIVERSITY OF HOUSTON	\$118,032,799	\$20,375,159	17.26%
20	405	DEPARTMENT OF PUBLIC SAFETY	\$116,193,792	\$25,334,915	21.80%
21	362	TEXAS LOTTERY COMMISSION	\$114,893,897	\$9,555,664	8.32%



## FISCAL YEAR 2023 SEMI-ANNUAL HUB REPORT

### AGENCIES SPENDING MORE THAN \$5 MILLION RANKED BY TOTAL EXPENDITURES

RANK	AGENCY #	AGENCY NAME	TOTAL EXPENDITURES	TOTAL HUB EXPENDITURES	HUB % of EXPENDITURES
22	754	TEXAS STATE UNIVERSITY	\$77,662,268	\$13,022,202	16.77%
23	714	UNIVERSITY OF TEXAS AT ARLINGTON	\$72,707,995	\$16,503,416	22.70%
24	752	UNIVERSITY OF NORTH TEXAS	\$70,601,031	\$16,152,451	22.88%
25	743	UNIVERSITY OF TEXAS AT SAN ANTONIO	\$66,815,395	\$20,303,339	30.39%
26	320	TEXAS WORKFORCE COMMISSION	\$64,832,977	\$10,543,043	16.26%
27	738	UNIVERSITY OF TEXAS AT DALLAS	\$63,904,880	\$16,159,017	25.29%
28	739	TX TECH UNIV HEALTH SCIENCES CENTER	\$61,962,632	\$13,302,640	21.47%
29	530	DEPT FAMILY AND PROTECTIVE SERVICES	\$59,150,560	\$16,182,478	27.36%
30	304	COMPTROLLER OF PUBLIC ACCOUNTS	\$58,370,676	\$20,042,565	34.34%
31	802	PARKS AND WILDLIFE DEPARTMENT	\$52,424,548	\$12,810,276	24.44%
32	720	UNIVERSITY OF TEXAS SYSTEM	\$52,199,070	\$4,907,360	9.40%
33	713	TARLETON STATE UNIVERSITY	\$46,077,704	\$5,296,591	11.49%
34	763	UNT HEALTH SCIENCE CENTER	\$36,790,522	\$4,401,821	11.96%
35	731	TEXAS WOMAN'S UNIVERSITY	\$36,209,710	\$6,199,613	17.12%
36	755	STEPHEN F AUSTIN STATE UNIVERSITY	\$35,638,493	\$5,583,615	15.67%
37	746	UT RIO GRANDE VALLEY	\$34,792,839	\$8,374,026	24.07%
38	302	OFFICE OF THE ATTORNEY GENERAL	\$34,259,527	\$17,123,662	49.98%
39	724	UNIVERSITY OF TEXAS AT EL PASO	\$33,847,870	\$6,500,420	19.20%
40	582	TEXAS COMM ON ENVIRONMENTAL QUALITY	\$33,669,663	\$9,438,055	28.03%
41	717	TEXAS SOUTHERN UNIVERSITY	\$31,654,743	\$7,570,252	23.92%
42	769	UNIVERSITY OF NORTH TEXAS SYSTEM	\$29,209,918	\$5,479,966	18.76%



## FISCAL YEAR 2023 SEMI-ANNUAL HUB REPORT

### AGENCIES SPENDING MORE THAN \$5 MILLION RANKED BY TOTAL EXPENDITURES

RANK	AGENCY #	AGENCY NAME	TOTAL EXPENDITURES	TOTAL HUB EXPENDITURES	HUB % of EXPENDITURES
43	709	TEXAS A&M HEALTH SCIENCE CENTER	\$29,064,647	\$3,624,089	12.47%
44	785	UNIV OF TEXAS HEALTH CENTER AT TYLER	\$28,457,131	\$2,088,940	7.34%
45	774	TEXAS TECH HSC - EL PASO	\$27,353,160	\$6,074,361	22.21%
46	556	TEXAS A&M AGRILIFE RESEARCH	\$26,055,214	\$5,016,978	19.26%
47	784	UNIVERSITY OF HOUSTON - DOWNTOWN	\$25,776,707	\$8,642,554	33.53%
48	323	TEACHER RETIREMENT SYSTEM OF TEXAS	\$24,964,324	\$7,420,450	29.72%
49	751	TEXAS A & M UNIVERSITY - COMMERCE	\$22,548,163	\$4,423,250	19.62%
50	732	TEXAS A & M UNIVERSITY - KINGSVILLE	\$22,054,950	\$3,341,932	15.15%
51	715	PRAIRIE VIEW A & M UNIVERSITY	\$21,973,588	\$5,211,977	23.72%
52	757	WEST TEXAS A & M UNIVERSITY	\$21,961,176	\$2,662,075	12.12%
53	760	TEXAS A & M UNIV - CORPUS CHRISTI	\$21,341,877	\$3,438,593	16.11%
54	608	TEXAS DEPARTMENT OF MOTOR VEHICLES	\$21,292,359	\$5,075,382	23.84%
55	734	LAMAR UNIVERSITY - BEAUMONT	\$21,012,625	\$4,697,360	22.35%
56	737	ANGELO STATE UNIVERSITY	\$19,950,572	\$6,823,191	34.20%
57	712	TEXAS A&M ENGINEERING EXPERIMENT STA	\$19,366,898	\$3,607,496	18.63%
58	750	UNIVERSITY OF TEXAS AT TYLER	\$18,362,917	\$1,386,487	7.55%
59	781	TX HIGHER EDUCATION COORD BOARD	\$17,945,490	\$4,275,885	23.83%
60	327	EMPLOYEES RETIREMENT SYSTEM	\$16,669,934	\$4,466,296	26.79%
61	300	OFFICE OF THE GOVERNOR - FISCAL	\$15,904,347	\$227,869	1.43%
62	761	TEXAS A & M INTERNATIONAL UNIVERSITY	\$15,239,110	\$5,143,720	33.75%
63	742	UNIV OF TEX OF THE PERMIAN BASIN	\$14,955,978	\$1,803,998	12.06%





## FISCAL YEAR 2023 SEMI-ANNUAL HUB REPORT

### AGENCIES SPENDING MORE THAN \$5 MILLION RANKED BY TOTAL EXPENDITURES

RANK	AGENCY #	AGENCY NAME	TOTAL EXPENDITURES	TOTAL HUB EXPENDITURES	HUB % of EXPENDITURES
64	306	TEXAS STATE LIBRARY & ARCHIVES COMM	\$14,863,350	\$341,806	2.30%
65	313	DEPARTMENT OF INFORMATION RESOURCES	\$12,611,148	\$7,333,819	58.15%
66	455	RAILROAD COMMISSION OF TEXAS	\$12,418,558	\$3,830,555	30.85%
67	644	TEXAS JUVENILE JUSTICE DEPT	\$11,116,562	\$2,630,353	23.66%
68	749	TEXAS A&M UNIVERSITY - SAN ANTONIO	\$10,847,778	\$2,223,029	20.49%
69	759	UNIVERSITY OF HOUSTON - CLEAR LAKE	\$9,619,814	\$2,942,597	30.59%
70	708	TEXAS A&M SYSTEM SHARED SERVICE CTR	\$9,472,009	\$2,002,103	21.14%
71	212	OFFICE OF COURT ADMINISTRATION	\$9,215,586	\$79,017	0.86%
72	902	COMPTROLLER / FISCAL	\$9,056,199	\$1,123,399	12.40%
73	768	TEXAS TECH UNIV SYSTEM	\$8,819,634	\$573,437	6.50%
74	719	TEXAS STATE TECHNICAL COLLEGE	\$8,516,676	\$626,647	7.36%
75	580	TEXAS WATER DEVELOPMENT BOARD	\$8,388,173	\$614,097	7.32%
76	735	MIDWESTERN STATE UNIVERSITY	\$8,006,860	\$544,557	6.80%
77	718	TEXAS A & M UNIVERSITY AT GALVESTON	\$7,977,348	\$1,335,761	16.74%
78	809	STATE PRESERVATION BOARD	\$7,775,386	\$395,126	5.08%
79	787	LAMAR STATE COLLEGE - ORANGE	\$7,546,923	\$561,807	7.44%
80	716	TEXAS A&M ENGINEERING EXTENSION SERV	\$7,159,709	\$1,400,591	19.56%
81	555	TEXAS A&M AGRILIFE EXTENSION SERVICE	\$7,026,084	\$1,251,160	17.81%
82	789	LAMAR INSTITUTE OF TECHNOLOGY	\$6,762,629	\$1,992,365	29.46%
83	454	TEXAS DEPARTMENT OF INSURANCE	\$6,170,517	\$1,359,308	22.03%
84	551	DEPARTMENT OF AGRICULTURE	\$6,163,609	\$1,059,896	17.20%



## FISCAL YEAR 2023 SEMI-ANNUAL HUB REPORT

### AGENCIES SPENDING MORE THAN \$5 MILLION RANKED BY TOTAL EXPENDITURES

RANK	AGENCY #	AGENCY NAME	TOTAL EXPENDITURES	TOTAL HUB EXPENDITURES	HUB % of EXPENDITURES
85	808	TEXAS HISTORICAL COMMISSION	\$6,102,105	\$789,837	12.94%
86	103	TEXAS LEGISLATIVE COUNCIL	\$6,042,019	\$367,993	6.09%
87	542	CANCER PREVENTION AND RESEARCH INSTI	\$5,999,405	\$381,919	6.37%
88	765	UNIVERSITY OF HOUSTON-VICTORIA	\$5,956,869	\$1,044,601	17.54%
89	773	UNIVERSITY OF NORTH TEXAS AT DALLAS	\$5,379,295	\$1,320,322	24.54%
90	307	SECRETARY OF STATE	\$5,056,929	\$2,974,104	58.81%



## FISCAL YEAR 2023 SEMI-ANNUAL HUB REPORT

### AGENCIES SPENDING MORE THAN \$5 MILLION RANKED BY TOTAL HUB EXPENDITURES

RANK	AGENCY #	AGENCY NAME	TOTAL EXPENDITURES	TOTAL HUB EXPENDITURES	HUB % of EXPENDITURES
1	601	TEXAS DEPARTMENT OF TRANSPORTATION	\$5,111,856,726	\$540,142,701	10.57%
2	305	GENERAL LAND OFFICE	\$475,446,617	\$130,852,758	27.52%
3	529	HEALTH & HUMAN SERVICES COMMISSION	\$769,758,427	\$119,619,212	15.54%
4	721	UNIVERSITY OF TEXAS AT AUSTIN	\$347,506,308	\$59,858,431	17.23%
5	506	UT MD ANDERSON CANCER CENTER	\$1,105,229,629	\$52,266,257	4.73%
6	729	UT SOUTHWESTERN MEDICAL CENTER	\$816,414,251	\$49,524,966	6.07%
7	711	TEXAS A & M UNIVERSITY (MAIN UNIV)	\$241,490,707	\$46,683,408	19.33%
8	710	THE TEXAS A&M UNIVERSITY SYSTEM	\$160,669,858	\$37,678,715	23.45%
9	745	UT HEALTH SCIENCE CENTER-SAN ANTONIO	\$277,089,778	\$30,276,251	10.93%
10	696	TEXAS DEPT OF CRIMINAL JUSTICE	\$163,942,218	\$30,035,467	18.32%
11	733	TEXAS TECH UNIVERSITY	\$121,871,463	\$25,655,344	21.05%
12	405	DEPARTMENT OF PUBLIC SAFETY	\$116,193,792	\$25,334,915	21.80%
13	537	DEPARTMENT OF STATE HEALTH SERVICES	\$253,418,365	\$22,557,232	8.90%
14	723	UNIVERSITY OF TEXAS MEDICAL BRANCH	\$365,793,040	\$21,814,257	5.96%
15	730	UNIVERSITY OF HOUSTON	\$118,032,799	\$20,375,159	17.26%
16	743	UNIVERSITY OF TEXAS AT SAN ANTONIO	\$66,815,395	\$20,303,339	30.39%
17	304	COMPTROLLER OF PUBLIC ACCOUNTS	\$58,370,676	\$20,042,565	34.34%
18	303	TEXAS FACILITIES COMMISSION	\$141,493,288	\$18,366,788	12.98%
19	302	OFFICE OF THE ATTORNEY GENERAL	\$34,259,527	\$17,123,662	49.98%
20	714	UNIVERSITY OF TEXAS AT ARLINGTON	\$72,707,995	\$16,503,416	22.70%
21	530	DEPT FAMILY AND PROTECTIVE SERVICES	\$59,150,560	\$16,182,478	27.36%



## FISCAL YEAR 2023 SEMI-ANNUAL HUB REPORT

### AGENCIES SPENDING MORE THAN \$5 MILLION RANKED BY TOTAL HUB EXPENDITURES

RANK	AGENCY #	AGENCY NAME	TOTAL EXPENDITURES	TOTAL HUB EXPENDITURES	HUB % of EXPENDITURES
22	738	UNIVERSITY OF TEXAS AT DALLAS	\$63,904,880	\$16,159,017	25.29%
23	752	UNIVERSITY OF NORTH TEXAS	\$70,601,031	\$16,152,451	22.88%
24	401	TEXAS MILITARY DEPARTMENT	\$271,971,627	\$13,520,778	4.97%
25	744	UT HEALTH SCIENCE CENTER - HOUSTON	\$120,560,683	\$13,387,916	11.10%
26	739	TX TECH UNIV HEALTH SCIENCES CENTER	\$61,962,632	\$13,302,640	21.47%
27	754	TEXAS STATE UNIVERSITY	\$77,662,268	\$13,022,202	16.77%
28	802	PARKS AND WILDLIFE DEPARTMENT	\$52,424,548	\$12,810,276	24.44%
29	320	TEXAS WORKFORCE COMMISSION	\$64,832,977	\$10,543,043	16.26%
30	362	TEXAS LOTTERY COMMISSION	\$114,893,897	\$9,555,664	8.32%
31	582	TEXAS COMM ON ENVIRONMENTAL QUALITY	\$33,669,663	\$9,438,055	28.03%
32	784	UNIVERSITY OF HOUSTON - DOWNTOWN	\$25,776,707	\$8,642,554	33.53%
33	746	UT RIO GRANDE VALLEY	\$34,792,839	\$8,374,026	24.07%
34	701	TEXAS EDUCATION AGENCY	\$186,820,095	\$7,722,888	4.13%
35	575	TEXAS DIVISION OF EMERGENCY MANAGEME	\$250,929,579	\$7,675,822	3.06%
36	717	TEXAS SOUTHERN UNIVERSITY	\$31,654,743	\$7,570,252	23.92%
37	323	TEACHER RETIREMENT SYSTEM OF TEXAS	\$24,964,324	\$7,420,450	29.72%
38	313	DEPARTMENT OF INFORMATION RESOURCES	\$12,611,148	\$7,333,819	58.15%
39	737	ANGELO STATE UNIVERSITY	\$19,950,572	\$6,823,191	34.20%
40	724	UNIVERSITY OF TEXAS AT EL PASO	\$33,847,870	\$6,500,420	19.20%
41	731	TEXAS WOMAN'S UNIVERSITY	\$36,209,710	\$6,199,613	17.12%
42	774	TEXAS TECH HSC - EL PASO	\$27,353,160	\$6,074,361	22.21%



## FISCAL YEAR 2023 SEMI-ANNUAL HUB REPORT

### AGENCIES SPENDING MORE THAN \$5 MILLION RANKED BY TOTAL HUB EXPENDITURES

RANK	AGENCY #	AGENCY NAME	TOTAL EXPENDITURES	TOTAL HUB EXPENDITURES	HUB % of EXPENDITURES
43	755	STEPHEN F AUSTIN STATE UNIVERSITY	\$35,638,493	\$5,583,615	15.67%
44	769	UNIVERSITY OF NORTH TEXAS SYSTEM	\$29,209,918	\$5,479,966	18.76%
45	713	TARLETON STATE UNIVERSITY	\$46,077,704	\$5,296,591	11.49%
46	715	PRAIRIE VIEW A & M UNIVERSITY	\$21,973,588	\$5,211,977	23.72%
47	761	TEXAS A & M INTERNATIONAL UNIVERSITY	\$15,239,110	\$5,143,720	33.75%
48	608	TEXAS DEPARTMENT OF MOTOR VEHICLES	\$21,292,359	\$5,075,382	23.84%
49	556	TEXAS A&M AGRILIFE RESEARCH	\$26,055,214	\$5,016,978	19.26%
50	720	UNIVERSITY OF TEXAS SYSTEM	\$52,199,070	\$4,907,360	9.40%
51	734	LAMAR UNIVERSITY - BEAUMONT	\$21,012,625	\$4,697,360	22.35%
52	327	EMPLOYEES RETIREMENT SYSTEM	\$16,669,934	\$4,466,296	26.79%
53	751	TEXAS A & M UNIVERSITY - COMMERCE	\$22,548,163	\$4,423,250	19.62%
54	763	UNT HEALTH SCIENCE CENTER	\$36,790,522	\$4,401,821	11.96%
55	781	TX HIGHER EDUCATION COORD BOARD	\$17,945,490	\$4,275,885	23.83%
56	455	RAILROAD COMMISSION OF TEXAS	\$12,418,558	\$3,830,555	30.85%
57	709	TEXAS A&M HEALTH SCIENCE CENTER	\$29,064,647	\$3,624,089	12.47%
58	712	TEXAS A&M ENGINEERING EXPERIMENT STA	\$19,366,898	\$3,607,496	18.63%
59	760	TEXAS A & M UNIV - CORPUS CHRISTI	\$21,341,877	\$3,438,593	16.11%
60	732	TEXAS A & M UNIVERSITY - KINGSVILLE	\$22,054,950	\$3,341,932	15.15%
61	307	SECRETARY OF STATE	\$5,056,929	\$2,974,104	58.81%
62	759	UNIVERSITY OF HOUSTON - CLEAR LAKE	\$9,619,814	\$2,942,597	30.59%
63	757	WEST TEXAS A & M UNIVERSITY	\$21,961,176	\$2,662,075	12.12%



## FISCAL YEAR 2023 SEMI-ANNUAL HUB REPORT

### AGENCIES SPENDING MORE THAN \$5 MILLION RANKED BY TOTAL HUB EXPENDITURES

RANK	AGENCY #	AGENCY NAME	TOTAL EXPENDITURES	TOTAL HUB EXPENDITURES	HUB % of EXPENDITURES
64	644	TEXAS JUVENILE JUSTICE DEPT	\$11,116,562	\$2,630,353	23.66%
65	749	TEXAS A&M UNIVERSITY - SAN ANTONIO	\$10,847,778	\$2,223,029	20.49%
66	785	UNIV OF TEXAS HEALTH CENTER AT TYLER	\$28,457,131	\$2,088,940	7.34%
67	708	TEXAS A&M SYSTEM SHARED SERVICE CTR	\$9,472,009	\$2,002,103	21.14%
68	789	LAMAR INSTITUTE OF TECHNOLOGY	\$6,762,629	\$1,992,365	29.46%
69	742	UNIV OF TEX OF THE PERMIAN BASIN	\$14,955,978	\$1,803,998	12.06%
70	716	TEXAS A&M ENGINEERING EXTENSION SERV	\$7,159,709	\$1,400,591	19.56%
71	750	UNIVERSITY OF TEXAS AT TYLER	\$18,362,917	\$1,386,487	7.55%
72	454	TEXAS DEPARTMENT OF INSURANCE	\$6,170,517	\$1,359,308	22.03%
73	718	TEXAS A & M UNIVERSITY AT GALVESTON	\$7,977,348	\$1,335,761	16.74%
74	773	UNIVERSITY OF NORTH TEXAS AT DALLAS	\$5,379,295	\$1,320,322	24.54%
75	555	TEXAS A&M AGRILIFE EXTENSION SERVICE	\$7,026,084	\$1,251,160	17.81%
76	902	COMPTROLLER / FISCAL	\$9,056,199	\$1,123,399	12.40%
77	551	DEPARTMENT OF AGRICULTURE	\$6,163,609	\$1,059,896	17.20%
78	765	UNIVERSITY OF HOUSTON-VICTORIA	\$5,956,869	\$1,044,601	17.54%
79	808	TEXAS HISTORICAL COMMISSION	\$6,102,105	\$789,837	12.94%
80	719	TEXAS STATE TECHNICAL COLLEGE	\$8,516,676	\$626,647	7.36%
81	580	TEXAS WATER DEVELOPMENT BOARD	\$8,388,173	\$614,097	7.32%
82	768	TEXAS TECH UNIV SYSTEM	\$8,819,634	\$573,437	6.50%
83	787	LAMAR STATE COLLEGE - ORANGE	\$7,546,923	\$561,807	7.44%
84	735	MIDWESTERN STATE UNIVERSITY	\$8,006,860	\$544,557	6.80%



## FISCAL YEAR 2023 SEMI-ANNUAL HUB REPORT

### AGENCIES SPENDING MORE THAN \$5 MILLION RANKED BY TOTAL HUB EXPENDITURES

RANK	AGENCY #	AGENCY NAME	TOTAL EXPENDITURES	TOTAL HUB EXPENDITURES	HUB % of EXPENDITURES
85	809	STATE PRESERVATION BOARD	\$7,775,386	\$395,126	5.08%
86	542	CANCER PREVENTION AND RESEARCH INSTI	\$5,999,405	\$381,919	6.37%
87	103	TEXAS LEGISLATIVE COUNCIL	\$6,042,019	\$367,993	6.09%
88	306	TEXAS STATE LIBRARY & ARCHIVES COMM	\$14,863,350	\$341,806	2.30%
89	300	OFFICE OF THE GOVERNOR - FISCAL	\$15,904,347	\$227,869	1.43%
90	212	OFFICE OF COURT ADMINISTRATION	\$9,215,586	\$79,017	0.86%



## FISCAL YEAR 2023 SEMI-ANNUAL HUB REPORT

### AGENCIES SPENDING MORE THAN \$5 MILLION RANKED BY LARGEST HUB % OF EXPENDITURES

RANK	AGENCY #	AGENCY NAME	TOTAL EXPENDITURES	TOTAL HUB EXPENDITURES	HUB % of EXPENDITURES
1	307	SECRETARY OF STATE	\$5,056,929	\$2,974,104	58.81%
2	313	DEPARTMENT OF INFORMATION RESOURCES	\$12,611,148	\$7,333,819	58.15%
3	302	OFFICE OF THE ATTORNEY GENERAL	\$34,259,527	\$17,123,662	49.98%
4	304	COMPTROLLER OF PUBLIC ACCOUNTS	\$58,370,676	\$20,042,565	34.34%
5	737	ANGELO STATE UNIVERSITY	\$19,950,572	\$6,823,191	34.20%
6	761	TEXAS A & M INTERNATIONAL UNIVERSITY	\$15,239,110	\$5,143,720	33.75%
7	784	UNIVERSITY OF HOUSTON - DOWNTOWN	\$25,776,707	\$8,642,554	33.53%
8	455	RAILROAD COMMISSION OF TEXAS	\$12,418,558	\$3,830,555	30.85%
9	759	UNIVERSITY OF HOUSTON - CLEAR LAKE	\$9,619,814	\$2,942,597	30.59%
10	743	UNIVERSITY OF TEXAS AT SAN ANTONIO	\$66,815,395	\$20,303,339	30.39%
11	323	TEACHER RETIREMENT SYSTEM OF TEXAS	\$24,964,324	\$7,420,450	29.72%
12	789	LAMAR INSTITUTE OF TECHNOLOGY	\$6,762,629	\$1,992,365	29.46%
13	582	TEXAS COMM ON ENVIRONMENTAL QUALITY	\$33,669,663	\$9,438,055	28.03%
14	305	GENERAL LAND OFFICE	\$475,446,617	\$130,852,758	27.52%
15	530	DEPT FAMILY AND PROTECTIVE SERVICES	\$59,150,560	\$16,182,478	27.36%
16	327	EMPLOYEES RETIREMENT SYSTEM	\$16,669,934	\$4,466,296	26.79%
17	738	UNIVERSITY OF TEXAS AT DALLAS	\$63,904,880	\$16,159,017	25.29%
18	773	UNIVERSITY OF NORTH TEXAS AT DALLAS	\$5,379,295	\$1,320,322	24.54%
19	802	PARKS AND WILDLIFE DEPARTMENT	\$52,424,548	\$12,810,276	24.44%
20	746	UT RIO GRANDE VALLEY	\$34,792,839	\$8,374,026	24.07%
21	717	TEXAS SOUTHERN UNIVERSITY	\$31,654,743	\$7,570,252	23.92%





## FISCAL YEAR 2023 SEMI-ANNUAL HUB REPORT

### AGENCIES SPENDING MORE THAN \$5 MILLION RANKED BY LARGEST HUB % OF EXPENDITURES

RANK	AGENCY #	AGENCY NAME	TOTAL EXPENDITURES	TOTAL HUB EXPENDITURES	HUB % of EXPENDITURES
22	608	TEXAS DEPARTMENT OF MOTOR VEHICLES	\$21,292,359	\$5,075,382	23.84%
23	781	TX HIGHER EDUCATION COORD BOARD	\$17,945,490	\$4,275,885	23.83%
24	715	PRAIRIE VIEW A & M UNIVERSITY	\$21,973,588	\$5,211,977	23.72%
25	644	TEXAS JUVENILE JUSTICE DEPT	\$11,116,562	\$2,630,353	23.66%
26	710	THE TEXAS A&M UNIVERSITY SYSTEM	\$160,669,858	\$37,678,715	23.45%
27	752	UNIVERSITY OF NORTH TEXAS	\$70,601,031	\$16,152,451	22.88%
28	714	UNIVERSITY OF TEXAS AT ARLINGTON	\$72,707,995	\$16,503,416	22.70%
29	734	LAMAR UNIVERSITY - BEAUMONT	\$21,012,625	\$4,697,360	22.35%
30	774	TEXAS TECH HSC - EL PASO	\$27,353,160	\$6,074,361	22.21%
31	454	TEXAS DEPARTMENT OF INSURANCE	\$6,170,517	\$1,359,308	22.03%
32	405	DEPARTMENT OF PUBLIC SAFETY	\$116,193,792	\$25,334,915	21.80%
33	739	TX TECH UNIV HEALTH SCIENCES CENTER	\$61,962,632	\$13,302,640	21.47%
34	708	TEXAS A&M SYSTEM SHARED SERVICE CTR	\$9,472,009	\$2,002,103	21.14%
35	733	TEXAS TECH UNIVERSITY	\$121,871,463	\$25,655,344	21.05%
36	749	TEXAS A&M UNIVERSITY - SAN ANTONIO	\$10,847,778	\$2,223,029	20.49%
37	751	TEXAS A & M UNIVERSITY - COMMERCE	\$22,548,163	\$4,423,250	19.62%
38	716	TEXAS A&M ENGINEERING EXTENSION SERV	\$7,159,709	\$1,400,591	19.56%
39	711	TEXAS A & M UNIVERSITY (MAIN UNIV)	\$241,490,707	\$46,683,408	19.33%
40	556	TEXAS A&M AGRILIFE RESEARCH	\$26,055,214	\$5,016,978	19.26%
41	724	UNIVERSITY OF TEXAS AT EL PASO	\$33,847,870	\$6,500,420	19.20%
42	769	UNIVERSITY OF NORTH TEXAS SYSTEM	\$29,209,918	\$5,479,966	18.76%



## FISCAL YEAR 2023 SEMI-ANNUAL HUB REPORT

### AGENCIES SPENDING MORE THAN \$5 MILLION RANKED BY LARGEST HUB % OF EXPENDITURES

RANK	AGENCY #	AGENCY NAME	TOTAL EXPENDITURES	TOTAL HUB EXPENDITURES	HUB % of EXPENDITURES
43	712	TEXAS A&M ENGINEERING EXPERIMENT STA	\$19,366,898	\$3,607,496	18.63%
44	696	TEXAS DEPT OF CRIMINAL JUSTICE	\$163,942,218	\$30,035,467	18.32%
45	555	TEXAS A&M AGRILIFE EXTENSION SERVICE	\$7,026,084	\$1,251,160	17.81%
46	765	UNIVERSITY OF HOUSTON-VICTORIA	\$5,956,869	\$1,044,601	17.54%
47	730	UNIVERSITY OF HOUSTON	\$118,032,799	\$20,375,159	17.26%
48	721	UNIVERSITY OF TEXAS AT AUSTIN	\$347,506,308	\$59,858,431	17.23%
49	551	DEPARTMENT OF AGRICULTURE	\$6,163,609	\$1,059,896	17.20%
50	731	TEXAS WOMAN'S UNIVERSITY	\$36,209,710	\$6,199,613	17.12%
51	754	TEXAS STATE UNIVERSITY	\$77,662,268	\$13,022,202	16.77%
52	718	TEXAS A & M UNIVERSITY AT GALVESTON	\$7,977,348	\$1,335,761	16.74%
53	320	TEXAS WORKFORCE COMMISSION	\$64,832,977	\$10,543,043	16.26%
54	760	TEXAS A & M UNIV - CORPUS CHRISTI	\$21,341,877	\$3,438,593	16.11%
55	755	STEPHEN F AUSTIN STATE UNIVERSITY	\$35,638,493	\$5,583,615	15.67%
56	529	HEALTH & HUMAN SERVICES COMMISSION	\$769,758,427	\$119,619,212	15.54%
57	732	TEXAS A & M UNIVERSITY - KINGSVILLE	\$22,054,950	\$3,341,932	15.15%
58	303	TEXAS FACILITIES COMMISSION	\$141,493,288	\$18,366,788	12.98%
59	808	TEXAS HISTORICAL COMMISSION	\$6,102,105	\$789,837	12.94%
60	709	TEXAS A&M HEALTH SCIENCE CENTER	\$29,064,647	\$3,624,089	12.47%
61	902	COMPTROLLER / FISCAL	\$9,056,199	\$1,123,399	12.40%
62	757	WEST TEXAS A & M UNIVERSITY	\$21,961,176	\$2,662,075	12.12%
63	742	UNIV OF TEX OF THE PERMIAN BASIN	\$14,955,978	\$1,803,998	12.06%



## FISCAL YEAR 2023 SEMI-ANNUAL HUB REPORT

### AGENCIES SPENDING MORE THAN \$5 MILLION RANKED BY LARGEST HUB % OF EXPENDITURES

RANK	AGENCY #	AGENCY NAME	TOTAL EXPENDITURES	TOTAL HUB EXPENDITURES	HUB % of EXPENDITURES
64	763	UNT HEALTH SCIENCE CENTER	\$36,790,522	\$4,401,821	11.96%
65	713	TARLETON STATE UNIVERSITY	\$46,077,704	\$5,296,591	11.49%
66	744	UT HEALTH SCIENCE CENTER - HOUSTON	\$120,560,683	\$13,387,916	11.10%
67	745	UT HEALTH SCIENCE CENTER-SAN ANTONIO	\$277,089,778	\$30,276,251	10.93%
68	601	TEXAS DEPARTMENT OF TRANSPORTATION	\$5,111,856,726	\$540,142,701	10.57%
69	720	UNIVERSITY OF TEXAS SYSTEM	\$52,199,070	\$4,907,360	9.40%
70	537	DEPARTMENT OF STATE HEALTH SERVICES	\$253,418,365	\$22,557,232	8.90%
71	362	TEXAS LOTTERY COMMISSION	\$114,893,897	\$9,555,664	8.32%
72	750	UNIVERSITY OF TEXAS AT TYLER	\$18,362,917	\$1,386,487	7.55%
73	787	LAMAR STATE COLLEGE - ORANGE	\$7,546,923	\$561,807	7.44%
74	719	TEXAS STATE TECHNICAL COLLEGE	\$8,516,676	\$626,647	7.36%
75	785	UNIV OF TEXAS HEALTH CENTER AT TYLER	\$28,457,131	\$2,088,940	7.34%
76	580	TEXAS WATER DEVELOPMENT BOARD	\$8,388,173	\$614,097	7.32%
77	735	MIDWESTERN STATE UNIVERSITY	\$8,006,860	\$544,557	6.80%
78	768	TEXAS TECH UNIV SYSTEM	\$8,819,634	\$573,437	6.50%
79	542	CANCER PREVENTION AND RESEARCH INSTI	\$5,999,405	\$381,919	6.37%
80	103	TEXAS LEGISLATIVE COUNCIL	\$6,042,019	\$367,993	6.09%
81	729	UT SOUTHWESTERN MEDICAL CENTER	\$816,414,251	\$49,524,966	6.07%
82	723	UNIVERSITY OF TEXAS MEDICAL BRANCH	\$365,793,040	\$21,814,257	5.96%
83	809	STATE PRESERVATION BOARD	\$7,775,386	\$395,126	5.08%
84	401	TEXAS MILITARY DEPARTMENT	\$271,971,627	\$13,520,778	4.97%



## FISCAL YEAR 2023 SEMI-ANNUAL HUB REPORT

### AGENCIES SPENDING MORE THAN \$5 MILLION RANKED BY LARGEST HUB % OF EXPENDITURES

RANK	AGENCY #	AGENCY NAME	TOTAL EXPENDITURES	TOTAL HUB EXPENDITURES	HUB % of EXPENDITURES
85	506	UT MD ANDERSON CANCER CENTER	\$1,105,229,629	\$52,266,257	4.73%
86	701	TEXAS EDUCATION AGENCY	\$186,820,095	\$7,722,888	4.13%
87	575	TEXAS DIVISION OF EMERGENCY MANAGEME	\$250,929,579	\$7,675,822	3.06%
88	306	TEXAS STATE LIBRARY & ARCHIVES COMM	\$14,863,350	\$341,806	2.30%
89	300	OFFICE OF THE GOVERNOR - FISCAL	\$15,904,347	\$227,869	1.43%
90	212	OFFICE OF COURT ADMINISTRATION	\$9,215,586	\$79,017	0.86%



## FISCAL YEAR 2023 SEMI-ANNUAL HUB REPORT

### AGENCIES SPENDING MORE THAN \$5 MILLION RANKED BY SMALLEST HUB % OF EXPENDITURES

RANK	AGENCY #	AGENCY NAME	TOTAL EXPENDITURES	TOTAL HUB EXPENDITURES	HUB % of EXPENDITURES
1	212	OFFICE OF COURT ADMINISTRATION	\$9,215,586	\$79,017	0.86%
2	300	OFFICE OF THE GOVERNOR - FISCAL	\$15,904,347	\$227,869	1.43%
3	306	TEXAS STATE LIBRARY & ARCHIVES COMM	\$14,863,350	\$341,806	2.30%
4	575	TEXAS DIVISION OF EMERGENCY MANAGEME	\$250,929,579	\$7,675,822	3.06%
5	701	TEXAS EDUCATION AGENCY	\$186,820,095	\$7,722,888	4.13%
6	506	UT MD ANDERSON CANCER CENTER	\$1,105,229,629	\$52,266,257	4.73%
7	401	TEXAS MILITARY DEPARTMENT	\$271,971,627	\$13,520,778	4.97%
8	809	STATE PRESERVATION BOARD	\$7,775,386	\$395,126	5.08%
9	723	UNIVERSITY OF TEXAS MEDICAL BRANCH	\$365,793,040	\$21,814,257	5.96%
10	729	UT SOUTHWESTERN MEDICAL CENTER	\$816,414,251	\$49,524,966	6.07%
11	103	TEXAS LEGISLATIVE COUNCIL	\$6,042,019	\$367,993	6.09%
12	542	CANCER PREVENTION AND RESEARCH INSTI	\$5,999,405	\$381,919	6.37%
13	768	TEXAS TECH UNIV SYSTEM	\$8,819,634	\$573,437	6.50%
14	735	MIDWESTERN STATE UNIVERSITY	\$8,006,860	\$544,557	6.80%
15	580	TEXAS WATER DEVELOPMENT BOARD	\$8,388,173	\$614,097	7.32%
16	785	UNIV OF TEXAS HEALTH CENTER AT TYLER	\$28,457,131	\$2,088,940	7.34%
17	719	TEXAS STATE TECHNICAL COLLEGE	\$8,516,676	\$626,647	7.36%
18	787	LAMAR STATE COLLEGE - ORANGE	\$7,546,923	\$561,807	7.44%
19	750	UNIVERSITY OF TEXAS AT TYLER	\$18,362,917	\$1,386,487	7.55%
20	362	TEXAS LOTTERY COMMISSION	\$114,893,897	\$9,555,664	8.32%
21	537	DEPARTMENT OF STATE HEALTH SERVICES	\$253,418,365	\$22,557,232	8.90%



## FISCAL YEAR 2023 SEMI-ANNUAL HUB REPORT

### AGENCIES SPENDING MORE THAN \$5 MILLION RANKED BY SMALLEST HUB % OF EXPENDITURES

RANK	AGENCY #	AGENCY NAME	TOTAL EXPENDITURES	TOTAL HUB EXPENDITURES	HUB % of EXPENDITURES
22	720	UNIVERSITY OF TEXAS SYSTEM	\$52,199,070	\$4,907,360	9.40%
23	601	TEXAS DEPARTMENT OF TRANSPORTATION	\$5,111,856,726	\$540,142,701	10.57%
24	745	UT HEALTH SCIENCE CENTER-SAN ANTONIO	\$277,089,778	\$30,276,251	10.93%
25	744	UT HEALTH SCIENCE CENTER - HOUSTON	\$120,560,683	\$13,387,916	11.10%
26	713	TARLETON STATE UNIVERSITY	\$46,077,704	\$5,296,591	11.49%
27	763	UNT HEALTH SCIENCE CENTER	\$36,790,522	\$4,401,821	11.96%
28	742	UNIV OF TEX OF THE PERMIAN BASIN	\$14,955,978	\$1,803,998	12.06%
29	757	WEST TEXAS A & M UNIVERSITY	\$21,961,176	\$2,662,075	12.12%
30	902	COMPTROLLER / FISCAL	\$9,056,199	\$1,123,399	12.40%
31	709	TEXAS A&M HEALTH SCIENCE CENTER	\$29,064,647	\$3,624,089	12.47%
32	808	TEXAS HISTORICAL COMMISSION	\$6,102,105	\$789,837	12.94%
33	303	TEXAS FACILITIES COMMISSION	\$141,493,288	\$18,366,788	12.98%
34	732	TEXAS A & M UNIVERSITY - KINGSVILLE	\$22,054,950	\$3,341,932	15.15%
35	529	HEALTH & HUMAN SERVICES COMMISSION	\$769,758,427	\$119,619,212	15.54%
36	755	STEPHEN F AUSTIN STATE UNIVERSITY	\$35,638,493	\$5,583,615	15.67%
37	760	TEXAS A & M UNIV - CORPUS CHRISTI	\$21,341,877	\$3,438,593	16.11%
38	320	TEXAS WORKFORCE COMMISSION	\$64,832,977	\$10,543,043	16.26%
39	718	TEXAS A & M UNIVERSITY AT GALVESTON	\$7,977,348	\$1,335,761	16.74%
40	754	TEXAS STATE UNIVERSITY	\$77,662,268	\$13,022,202	16.77%
41	731	TEXAS WOMAN'S UNIVERSITY	\$36,209,710	\$6,199,613	17.12%
42	551	DEPARTMENT OF AGRICULTURE	\$6,163,609	\$1,059,896	17.20%



## FISCAL YEAR 2023 SEMI-ANNUAL HUB REPORT

### AGENCIES SPENDING MORE THAN \$5 MILLION RANKED BY SMALLEST HUB % OF EXPENDITURES

RANK	AGENCY #	AGENCY NAME	TOTAL EXPENDITURES	TOTAL HUB EXPENDITURES	HUB % of EXPENDITURES
43	721	UNIVERSITY OF TEXAS AT AUSTIN	\$347,506,308	\$59,858,431	17.23%
44	730	UNIVERSITY OF HOUSTON	\$118,032,799	\$20,375,159	17.26%
45	765	UNIVERSITY OF HOUSTON-VICTORIA	\$5,956,869	\$1,044,601	17.54%
46	555	TEXAS A&M AGRILIFE EXTENSION SERVICE	\$7,026,084	\$1,251,160	17.81%
47	696	TEXAS DEPT OF CRIMINAL JUSTICE	\$163,942,218	\$30,035,467	18.32%
48	712	TEXAS A&M ENGINEERING EXPERIMENT STA	\$19,366,898	\$3,607,496	18.63%
49	769	UNIVERSITY OF NORTH TEXAS SYSTEM	\$29,209,918	\$5,479,966	18.76%
50	724	UNIVERSITY OF TEXAS AT EL PASO	\$33,847,870	\$6,500,420	19.20%
51	556	TEXAS A&M AGRILIFE RESEARCH	\$26,055,214	\$5,016,978	19.26%
52	711	TEXAS A & M UNIVERSITY (MAIN UNIV)	\$241,490,707	\$46,683,408	19.33%
53	716	TEXAS A&M ENGINEERING EXTENSION SERV	\$7,159,709	\$1,400,591	19.56%
54	751	TEXAS A & M UNIVERSITY - COMMERCE	\$22,548,163	\$4,423,250	19.62%
55	749	TEXAS A&M UNIVERSITY - SAN ANTONIO	\$10,847,778	\$2,223,029	20.49%
56	733	TEXAS TECH UNIVERSITY	\$121,871,463	\$25,655,344	21.05%
57	708	TEXAS A&M SYSTEM SHARED SERVICE CTR	\$9,472,009	\$2,002,103	21.14%
58	739	TX TECH UNIV HEALTH SCIENCES CENTER	\$61,962,632	\$13,302,640	21.47%
59	405	DEPARTMENT OF PUBLIC SAFETY	\$116,193,792	\$25,334,915	21.80%
60	454	TEXAS DEPARTMENT OF INSURANCE	\$6,170,517	\$1,359,308	22.03%
61	774	TEXAS TECH HSC - EL PASO	\$27,353,160	\$6,074,361	22.21%
62	734	LAMAR UNIVERSITY - BEAUMONT	\$21,012,625	\$4,697,360	22.35%
63	714	UNIVERSITY OF TEXAS AT ARLINGTON	\$72,707,995	\$16,503,416	22.70%



## FISCAL YEAR 2023 SEMI-ANNUAL HUB REPORT

### AGENCIES SPENDING MORE THAN \$5 MILLION RANKED BY SMALLEST HUB % OF EXPENDITURES

RANK	AGENCY #	AGENCY NAME	TOTAL EXPENDITURES	TOTAL HUB EXPENDITURES	HUB % of EXPENDITURES
64	752	UNIVERSITY OF NORTH TEXAS	\$70,601,031	\$16,152,451	22.88%
65	710	THE TEXAS A&M UNIVERSITY SYSTEM	\$160,669,858	\$37,678,715	23.45%
66	644	TEXAS JUVENILE JUSTICE DEPT	\$11,116,562	\$2,630,353	23.66%
67	715	PRAIRIE VIEW A & M UNIVERSITY	\$21,973,588	\$5,211,977	23.72%
68	781	TX HIGHER EDUCATION COORD BOARD	\$17,945,490	\$4,275,885	23.83%
69	608	TEXAS DEPARTMENT OF MOTOR VEHICLES	\$21,292,359	\$5,075,382	23.84%
70	717	TEXAS SOUTHERN UNIVERSITY	\$31,654,743	\$7,570,252	23.92%
71	746	UT RIO GRANDE VALLEY	\$34,792,839	\$8,374,026	24.07%
72	802	PARKS AND WILDLIFE DEPARTMENT	\$52,424,548	\$12,810,276	24.44%
73	773	UNIVERSITY OF NORTH TEXAS AT DALLAS	\$5,379,295	\$1,320,322	24.54%
74	738	UNIVERSITY OF TEXAS AT DALLAS	\$63,904,880	\$16,159,017	25.29%
75	327	EMPLOYEES RETIREMENT SYSTEM	\$16,669,934	\$4,466,296	26.79%
76	530	DEPT FAMILY AND PROTECTIVE SERVICES	\$59,150,560	\$16,182,478	27.36%
77	305	GENERAL LAND OFFICE	\$475,446,617	\$130,852,758	27.52%
78	582	TEXAS COMM ON ENVIRONMENTAL QUALITY	\$33,669,663	\$9,438,055	28.03%
79	789	LAMAR INSTITUTE OF TECHNOLOGY	\$6,762,629	\$1,992,365	29.46%
80	323	TEACHER RETIREMENT SYSTEM OF TEXAS	\$24,964,324	\$7,420,450	29.72%
81	743	UNIVERSITY OF TEXAS AT SAN ANTONIO	\$66,815,395	\$20,303,339	30.39%
82	759	UNIVERSITY OF HOUSTON - CLEAR LAKE	\$9,619,814	\$2,942,597	30.59%
83	455	RAILROAD COMMISSION OF TEXAS	\$12,418,558	\$3,830,555	30.85%
84	784	UNIVERSITY OF HOUSTON - DOWNTOWN	\$25,776,707	\$8,642,554	33.53%





## FISCAL YEAR 2023 SEMI-ANNUAL HUB REPORT

### AGENCIES SPENDING MORE THAN \$5 MILLION RANKED BY SMALLEST HUB % OF EXPENDITURES

RANK	AGENCY #	AGENCY NAME	TOTAL EXPENDITURES	TOTAL HUB EXPENDITURES	HUB % of EXPENDITURES
85	761	TEXAS A & M INTERNATIONAL UNIVERSITY	\$15,239,110	\$5,143,720	33.75%
86	737	ANGELO STATE UNIVERSITY	\$19,950,572	\$6,823,191	34.20%
87	304	COMPTROLLER OF PUBLIC ACCOUNTS	\$58,370,676	\$20,042,565	34.34%
88	302	OFFICE OF THE ATTORNEY GENERAL	\$34,259,527	\$17,123,662	49.98%
89	313	DEPARTMENT OF INFORMATION RESOURCES	\$12,611,148	\$7,333,819	58.15%
90	307	SECRETARY OF STATE	\$5,056,929	\$2,974,104	58.81%

## **SECTION V - STATEWIDE GROUP PURCHASING**



TEXAS HISTORICALLY UNDERUTILIZED BUSINESS (HUB) SEMI-ANNUAL REPORT RECEIVED FOR FISCAL YEAR 2023

SECTION V - STATEWIDE GROUP PURCHASING

Building Construction Unadjusted Goal is 21.1%

AGENCY #	TOTAL EXPENDITURE	TOTAL SPENT WITH HUBS	AMOUNT%	BLACK	AMOUNT%	HISPANIC	AMOUNT%	WOMAN	AMOUNT%	ASIAN PACIFIC	AMOUNT%	NATIVE AMERICAN	AMOUNT%	SERVICE-DISABLED VETERAN	AMOUNT%
555	\$3,013	\$3,013	100.00%	0	0.00%	0	0.00%	\$3,013	100.00%	0	0.00%	0	0.00%	0	0.00%
556	\$30,646	\$30,646	100.00%	0	0.00%	0	0.00%	\$30,646	100.00%	0	0.00%	0	0.00%	0	0.00%
711	\$17,562	\$17,562	100.00%	0	0.00%	0	0.00%	0	0.00%	0	0.00%	0	0.00%	\$17,562	100.00%
730	\$133,607	\$124,407	93.11%	0	0.00%	\$105,594	79.03%	\$18,813	14.08%	0	0.00%	0	0.00%	0	0.00%
734	\$88,883	\$88,883	100.00%	0	0.00%	\$88,883	100.00%	0	0.00%	0	0.00%	0	0.00%	0	0.00%
749	\$37,731	0	0.00%	0	0.00%	0	0.00%	0	0.00%	0	0.00%	0	0.00%	0	0.00%
754	\$216,475	\$216,475	100.00%	\$190,847	88.16%	\$1,900	0.88%	\$8,584	3.97%	\$3,583	1.66%	0	0.00%	\$11,561	5.34%
755	\$17,100	0	0.00%	0	0.00%	0	0.00%	0	0.00%	0	0.00%	0	0.00%	0	0.00%
760	\$51,545	\$51,545	100.00%	0	0.00%	\$51,545	100.00%	0	0.00%	0	0.00%	0	0.00%	0	0.00%
<b>Totals:</b>	<b>\$596,562</b>	<b>\$532,531</b>	<b>89.27%</b>	<b>\$190,847</b>	<b>31.99%</b>	<b>\$247,923</b>	<b>41.56%</b>	<b>\$61,056</b>	<b>10.23%</b>	<b>\$3,583</b>	<b>0.60%</b>	<b>0</b>	<b>0.00%</b>	<b>\$29,122</b>	<b>4.88%</b>

Commodity Purchasing Unadjusted Goal is 21.1%

AGENCY #	TOTAL EXPENDITURE	TOTAL SPENT WITH HUBS	AMOUNT%	BLACK	AMOUNT%	HISPANIC	AMOUNT%	WOMAN	AMOUNT%	ASIAN PACIFIC	AMOUNT%	NATIVE AMERICAN	AMOUNT%	SERVICE-DISABLED VETERAN	AMOUNT%
227	\$5,370	\$5,370	100.00%	0	0.00%	0	0.00%	\$5,370	100.00%	0	0.00%	0	0.00%	0	0.00%
555	\$320,152	\$65,715	20.53%	\$35,589	11.12%	\$7,997	2.50%	0	0.00%	\$22,129	6.91%	0	0.00%	0	0.00%
556	\$3,318,567	\$2,654,777	80.00%	\$1,549,810	46.70%	\$1,026,548	30.93%	\$62,095	1.87%	\$16,324	0.49%	0	0.00%	0	0.00%
557	\$887,648	\$659,637	74.31%	\$337,736	38.05%	\$321,901	36.26%	0	0.00%	0	0.00%	0	0.00%	0	0.00%
575	\$2,745,094	\$35,675	1.30%	\$22,170	0.81%	0	0.00%	\$4,010	0.15%	\$9,494	0.35%	0	0.00%	0	0.00%
709	\$1,893,043	\$677,389	35.78%	\$17,168	0.91%	\$238,126	12.58%	\$173,681	9.17%	\$248,414	13.12%	0	0.00%	0	0.00%
711	\$4,083,899	\$2,627,826	64.35%	\$278,023	6.81%	\$272,543	6.67%	\$1,787,503	43.77%	0	0.00%	0	0.00%	\$289,756	7.10%
712	\$1,472,411	\$1,232,406	83.70%	\$425,526	28.90%	\$513,680	34.89%	\$255,093	17.32%	\$38,107	2.59%	0	0.00%	0	0.00%
715	\$2,702,219	\$2,702,219	100.00%	\$1,489,247	55.11%	\$537,857	19.90%	\$432,292	16.00%	\$242,822	8.99%	0	0.00%	0	0.00%
716	\$303,765	0	0.00%	0	0.00%	0	0.00%	0	0.00%	0	0.00%	0	0.00%	0	0.00%
718	\$52,090	\$8,194	15.73%	0	0.00%	\$8,194	15.73%	0	0.00%	0	0.00%	0	0.00%	0	0.00%



TEXAS HISTORICALLY UNDERUTILIZED BUSINESS (HUB) SEMI-ANNUAL REPORT RECEIVED FOR FISCAL YEAR 2023

SECTION V - STATEWIDE GROUP PURCHASING

AGENCY #	TOTAL EXPENDITURE	TOTAL SPENT WITH HUBS	AMOUNT%	BLACK	AMOUNT%	HISPANIC	AMOUNT%	WOMAN	AMOUNT%	ASIAN PACIFIC	AMOUNT%	NATIVE AMERICAN	AMOUNT%	SERVICE-DISABLED VETERAN	AMOUNT%
720	\$1,213,001	\$1,103,193	90.95%	\$960,643	79.20%	\$38,468	3.17%	0	0.00%	\$104,082	8.58%	0	0.00%	0	0.00%
721	\$13,900,979	\$3,828,781	27.54%	\$4,705	0.03%	\$1,863,761	13.41%	\$1,110,092	7.99%	\$850,223	6.12%	0	0.00%	0	0.00%
723	\$39,900,864	\$8,882,055	22.26%	\$3,611,627	9.05%	\$4,203,614	10.54%	\$755,183	1.89%	\$262,784	0.66%	\$33,933	0.09%	\$14,914	0.04%
727	\$264,447	\$132,290	50.03%	\$75,209	28.44%	\$16,801	6.35%	\$23,378	8.84%	\$16,902	6.39%	0	0.00%	0	0.00%
730	\$4,819,364	\$607,742	12.61%	\$91,908	1.91%	0	0.00%	\$515,834	10.70%	0	0.00%	0	0.00%	0	0.00%
734	\$456,114	\$456,114	100.00%	\$18,348	4.02%	\$159,045	34.87%	\$166,419	36.49%	\$112,303	24.62%	0	0.00%	0	0.00%
735	\$104,246	\$104,246	100.00%	\$14,862	14.26%	0	0.00%	\$27,680	26.55%	\$61,703	59.19%	0	0.00%	0	0.00%
749	\$205,878	\$92,587	44.97%	0	0.00%	0	0.00%	\$25,721	12.49%	\$66,867	32.48%	0	0.00%	0	0.00%
750	\$582,851	\$582,851	100.00%	\$495,010	84.93%	\$85,993	14.75%	\$1,849	0.32%	0	0.00%	0	0.00%	0	0.00%
753	\$3,774	\$3,774	100.00%	0	0.00%	\$3,774	100.00%	0	0.00%	0	0.00%	0	0.00%	0	0.00%
754	\$4,958,366	\$4,958,366	100.00%	\$2,651,099	53.47%	\$492,562	9.93%	\$557,512	11.24%	\$1,257,194	25.35%	0	0.00%	0	0.00%
755	\$1,866,931	\$533,750	28.59%	\$5,945	0.32%	0	0.00%	\$509,178	27.27%	0	0.00%	0	0.00%	\$18,627	1.00%
758	\$33,562	\$8,388	24.99%	\$8,388	24.99%	0	0.00%	0	0.00%	0	0.00%	0	0.00%	0	0.00%
760	\$622,958	\$622,958	100.00%	\$193,125	31.00%	\$3,500	0.56%	\$224,276	36.00%	\$202,057	32.44%	0	0.00%	0	0.00%
783	\$7,871	0	0.00%	0	0.00%	0	0.00%	0	0.00%	0	0.00%	0	0.00%	0	0.00%
785	\$2,989,161	\$1,568,694	52.48%	\$409,397	13.70%	\$510,438	17.08%	\$117,027	3.92%	\$531,833	17.79%	0	0.00%	0	0.00%
789	\$89,602	\$89,602	100.00%	\$34,669	38.69%	\$54,933	61.31%	0	0.00%	0	0.00%	0	0.00%	0	0.00%
<b>Totals:</b>	<b>\$89,804,227</b>	<b>\$34,244,597</b>	<b>38.13%</b>	<b>\$12,730,202</b>	<b>14.18%</b>	<b>\$10,359,733</b>	<b>11.54%</b>	<b>\$6,754,194</b>	<b>7.52%</b>	<b>\$4,043,239</b>	<b>4.50%</b>	<b>\$33,933</b>	<b>0.04%</b>	<b>\$323,297</b>	<b>0.36%</b>

Other Services Unadjusted Goal is 26%

AGENCY #	TOTAL EXPENDITURE	TOTAL SPENT WITH HUBS	AMOUNT%	BLACK	AMOUNT%	HISPANIC	AMOUNT%	WOMAN	AMOUNT%	ASIAN PACIFIC	AMOUNT%	NATIVE AMERICAN	AMOUNT%	SERVICE-DISABLED VETERAN	AMOUNT%
227	\$98	\$98	100.00%	0	0.00%	0	0.00%	\$98	100.00%	0	0.00%	0	0.00%	0	0.00%
555	\$158	\$158	100.00%	0	0.00%	0	0.00%	\$158	100.00%	0	0.00%	0	0.00%	0	0.00%
556	\$156,960	\$156,960	100.00%	\$95,776	61.02%	0	0.00%	\$61,183	38.98%	0	0.00%	0	0.00%	0	0.00%
557	\$132	\$132	100.00%	\$132	100.00%	0	0.00%	0	0.00%	0	0.00%	0	0.00%	0	0.00%



TEXAS HISTORICALLY UNDERUTILIZED BUSINESS (HUB) SEMI-ANNUAL REPORT RECEIVED FOR FISCAL YEAR 2023

SECTION V - STATEWIDE GROUP PURCHASING

AGENCY #	TOTAL EXPENDITURE	TOTAL SPENT WITH HUBS	AMOUNT%	BLACK	AMOUNT%	HISPANIC	AMOUNT%	WOMAN	AMOUNT%	ASIAN PACIFIC	AMOUNT%	NATIVE AMERICAN	AMOUNT%	SERVICE-DISABLED VETERAN	AMOUNT%
575	\$270,116	0	0.00%	0	0.00%	0	0.00%	0	0.00%	0	0.00%	0	0.00%	0	0.00%
709	\$357,176	\$161,775	45.29%	0	0.00%	\$14,412	4.03%	\$3,368	0.94%	\$143,995	40.31%	0	0.00%	0	0.00%
711	\$292,626	\$73,332	25.06%	0	0.00%	0	0.00%	\$54,614	18.66%	0	0.00%	0	0.00%	\$18,719	6.40%
712	\$126,219	\$126,219	100.00%	\$2,601	2.06%	\$115,601	91.59%	\$8,017	6.35%	0	0.00%	0	0.00%	0	0.00%
715	\$885,994	\$881,807	99.53%	\$275,294	31.07%	\$7,361	0.83%	\$101,110	11.41%	\$498,042	56.21%	0	0.00%	0	0.00%
718	\$33,492	0	0.00%	0	0.00%	0	0.00%	0	0.00%	0	0.00%	0	0.00%	0	0.00%
720	\$571,215	\$288,800	50.56%	0	0.00%	\$8,740	1.53%	0	0.00%	\$280,060	49.03%	0	0.00%	0	0.00%
721	\$3,215,938	\$885,709	27.54%	0	0.00%	\$885,252	27.53%	\$55,657	1.73%	-\$55,199	-1.72%	0	0.00%	0	0.00%
723	\$4,104,088	\$767,418	18.70%	\$135,696	3.31%	\$631,722	15.39%	0	0.00%	0	0.00%	0	0.00%	0	0.00%
727	\$7,271	\$7,271	100.00%	\$3,899	53.63%	0	0.00%	\$3,371	46.37%	0	0.00%	0	0.00%	0	0.00%
730	\$9,818,544	\$444,485	4.53%	\$19,372	0.20%	\$36,836	0.38%	\$141,820	1.44%	\$16,258	0.17%	0	0.00%	\$230,200	2.34%
734	\$416,341	\$372,601	89.49%	\$1,186	0.28%	\$19,132	4.60%	\$59,741	14.35%	\$292,542	70.27%	0	0.00%	0	0.00%
742	\$475	0	0.00%	0	0.00%	0	0.00%	0	0.00%	0	0.00%	0	0.00%	0	0.00%
749	\$57,350	0	0.00%	0	0.00%	0	0.00%	0	0.00%	0	0.00%	0	0.00%	0	0.00%
750	\$95,745	\$95,745	100.00%	0	0.00%	\$58,918	61.54%	0	0.00%	\$36,827	38.46%	0	0.00%	0	0.00%
754	\$274,395	\$274,395	100.00%	\$215,667	78.60%	\$12,797	4.66%	\$30,523	11.12%	\$14,082	5.13%	\$1,325	0.48%	0	0.00%
755	\$505,553	\$66,568	13.17%	0	0.00%	0	0.00%	0	0.00%	\$66,568	13.17%	0	0.00%	0	0.00%
758	\$16,551	0	0.00%	0	0.00%	0	0.00%	0	0.00%	0	0.00%	0	0.00%	0	0.00%
783	\$102,825	\$2,290	2.23%	0	0.00%	\$915	0.89%	0	0.00%	0	0.00%	0	0.00%	\$1,375	1.34%
785	\$260,032	\$84,138	32.36%	\$55,715	21.43%	\$271	0.10%	\$15,235	5.86%	\$12,917	4.97%	0	0.00%	0	0.00%
789	\$16,358	\$16,358	100.00%	0	0.00%	0	0.00%	\$16,358	100.00%	0	0.00%	0	0.00%	0	0.00%
<b>Totals:</b>	<b>\$21,585,650</b>	<b>\$4,706,259</b>	<b>21.80%</b>	<b>\$805,339</b>	<b>3.73%</b>	<b>\$1,791,958</b>	<b>8.30%</b>	<b>\$551,251</b>	<b>2.55%</b>	<b>\$1,306,093</b>	<b>6.05%</b>	<b>\$1,325</b>	<b>0.01%</b>	<b>\$250,293</b>	<b>1.16%</b>



TEXAS HISTORICALLY UNDERUTILIZED BUSINESS (HUB) SEMI-ANNUAL REPORT RECEIVED FOR FISCAL YEAR 2023

SECTION V - STATEWIDE GROUP PURCHASING

Professional Services Unadjusted Goal is 23.7%

AGENCY #	TOTAL EXPENDITURE	TOTAL SPENT WITH HUBS	AMOUNT%	BLACK	AMOUNT%	HISPANIC	AMOUNT%	WOMAN	AMOUNT%	ASIAN PACIFIC	AMOUNT%	NATIVE AMERICAN	AMOUNT%	SERVICE-DISABLED VETERAN	AMOUNT%
720	\$238,975	0	0.00%	0	0.00%	0	0.00%	0	0.00%	0	0.00%	0	0.00%	0	0.00%
723	\$12,525	0	0.00%	0	0.00%	0	0.00%	0	0.00%	0	0.00%	0	0.00%	0	0.00%
730	\$103,321	0	0.00%	0	0.00%	0	0.00%	0	0.00%	0	0.00%	0	0.00%	0	0.00%
785	\$65,278	\$83	0.13%	0	0.00%	0	0.00%	\$27	0.04%	\$57	0.09%	0	0.00%	0	0.00%
<b>Totals:</b>	<b>\$420,099</b>	<b>\$83</b>	<b>0.02%</b>	<b>0</b>	<b>0.00%</b>	<b>0</b>	<b>0.00%</b>	<b>\$27</b>	<b>0.01%</b>	<b>\$57</b>	<b>0.01%</b>	<b>0</b>	<b>0.00%</b>	<b>0</b>	<b>0.00%</b>

Special Trade Unadjusted Goal is 32.9%

AGENCY #	TOTAL EXPENDITURE	TOTAL SPENT WITH HUBS	AMOUNT%	BLACK	AMOUNT%	HISPANIC	AMOUNT%	WOMAN	AMOUNT%	ASIAN PACIFIC	AMOUNT%	NATIVE AMERICAN	AMOUNT%	SERVICE-DISABLED VETERAN	AMOUNT%
556	\$219,699	\$219,699	100.00%	\$208,514	94.91%	0	0.00%	\$11,185	5.09%	0	0.00%	0	0.00%	0	0.00%
711	\$277,213	\$213,393	76.98%	\$205,393	74.09%	0	0.00%	\$8,000	2.89%	0	0.00%	0	0.00%	0	0.00%
715	\$86,674	\$86,674	100.00%	\$3,098	3.57%	\$79,843	92.12%	\$3,733	4.31%	0	0.00%	0	0.00%	0	0.00%
720	\$43,470	\$43,470	100.00%	0	0.00%	0	0.00%	\$43,470	100.00%	0	0.00%	0	0.00%	0	0.00%
721	\$3,892,754	0	0.00%	0	0.00%	0	0.00%	0	0.00%	0	0.00%	0	0.00%	0	0.00%
723	\$566,657	\$49	0.01%	\$49	0.01%	0	0.00%	0	0.00%	0	0.00%	0	0.00%	0	0.00%
734	\$601,448	\$601,448	100.00%	0	0.00%	\$498,451	82.88%	\$102,997	17.12%	0	0.00%	0	0.00%	0	0.00%
754	\$137,412	\$137,412	100.00%	\$191	0.14%	\$36,627	26.66%	\$100,593	73.21%	0	0.00%	0	0.00%	0	0.00%
755	\$1,240,846	0	0.00%	0	0.00%	0	0.00%	0	0.00%	0	0.00%	0	0.00%	0	0.00%
758	\$47,894	0	0.00%	0	0.00%	0	0.00%	0	0.00%	0	0.00%	0	0.00%	0	0.00%
760	\$6,640	\$6,640	100.00%	0	0.00%	\$6,640	100.00%	0	0.00%	0	0.00%	0	0.00%	0	0.00%
783	\$4,795	0	0.00%	0	0.00%	0	0.00%	0	0.00%	0	0.00%	0	0.00%	0	0.00%
785	\$32,520	0	0.00%	0	0.00%	0	0.00%	0	0.00%	0	0.00%	0	0.00%	0	0.00%
789	\$622,102	\$622,102	100.00%	0	0.00%	\$622,102	100.00%	0	0.00%	0	0.00%	0	0.00%	0	0.00%
<b>Totals:</b>	<b>\$7,780,123</b>	<b>\$1,930,885</b>	<b>24.82%</b>	<b>\$417,245</b>	<b>5.36%</b>	<b>\$1,243,663</b>	<b>15.99%</b>	<b>\$269,977</b>	<b>3.47%</b>	<b>0</b>	<b>0.00%</b>	<b>0</b>	<b>0.00%</b>	<b>0</b>	<b>0.00%</b>



**TEXAS HISTORICALLY UNDERUTILIZED BUSINESS (HUB) SEMI-ANNUAL REPORT RECEIVED FOR FISCAL YEAR 2023**

**SECTION V - STATEWIDE GROUP PURCHASING**

**SECTION VI - STATEWIDE PURCHASES AWARDED AND MANAGED  
BY THE COMPTROLLER'S STATEWIDE PROCUREMENT DIVISION  
AND BY THE TEXAS FACILITIES COMMISSION**





TEXAS HISTORICALLY UNDERUTILIZED BUSINESS (HUB) SEMI-ANNUAL REPORT RECEIVED FOR FISCAL YEAR 2023

SECTION VI - STATEWIDE PURCHASES AWARDED AND MANAGED BY CPA

STATEWIDE PROCUREMENT

	TOTAL PURCHASES	TOTAL SPENT WITH CERTIFIED HUB'S AMOUNT / %	BLACK AMOUNT / %	HISPANIC AMOUNT / %	WOMAN AMOUNT / %	ASIAN PACIFIC AMOUNT / %	NATIVE AMERICAN AMOUNT / %	SERVICE-DISABLED VETERAN AMOUNT / %
Texas SmartBuy	\$403,781,546	\$9,082,892 / 2.25%	\$275,202 / 0.07%	\$1,259,100 / 0.31%	\$5,730,186 / 1.42%	\$1,793,172 / 0.44%	\$25,232 / 0.01%	0 / 0.00%

CPA - TERM CONTRACTS (PAYMENTS MADE)

RECORD TYPE	TOTAL EXPENDITURES	TOTAL SPENT WITH CERTIFIED HUB'S AMOUNT / %	BLACK AMOUNT / %	HISPANIC AMOUNT / %	WOMAN AMOUNT / %	ASIAN PACIFIC AMOUNT / %	NATIVE AMERICAN AMOUNT / %	SERVICE-DISABLED VETERAN AMOUNT / %
<b>Heavy Construction Unadjusted Goal is 11.2%</b>								
TC	\$116,504	0 / 0.00%	0 / 0.00%	0 / 0.00%	0 / 0.00%	0 / 0.00%	0 / 0.00%	0 / 0.00%
<b>Building Construction Unadjusted Goal is 21.1%</b>								
TC	\$2,201,104	\$116,857 / 5.31%	0 / 0.00%	0 / 0.00%	\$116,857 / 5.31%	0 / 0.00%	0 / 0.00%	0 / 0.00%
<b>Special Trade Unadjusted Goal is 32.9%</b>								
TC	\$133,546	0 / 0.00%	0 / 0.00%	0 / 0.00%	0 / 0.00%	0 / 0.00%	0 / 0.00%	0 / 0.00%
<b>Professional Services Unadjusted Goal is 23.7%</b>								
TC	\$907,125	0 / 0.00%	0 / 0.00%	0 / 0.00%	0 / 0.00%	0 / 0.00%	0 / 0.00%	0 / 0.00%
<b>Other Services Unadjusted Goal is 26%</b>								
TC	\$14,286,472	\$202,638 / 1.42%	0 / 0.00%	0 / 0.00%	\$202,638 / 1.42%	0 / 0.00%	0 / 0.00%	0 / 0.00%
<b>Commodity Purchasing Unadjusted Goal is 21.1%</b>								
TC	\$201,173,983	\$2,904,624 / 1.44%	\$42,916 / 0.02%	\$221,662 / 0.11%	\$1,064,398 / 0.53%	\$1,575,646 / 0.78%	0 / 0.00%	0 / 0.00%



TEXAS HISTORICALLY UNDERUTILIZED BUSINESS (HUB) SEMI-ANNUAL REPORT RECEIVED FOR FISCAL YEAR 2023

SECTION VI - STATEWIDE PURCHASES AWARDED AND MANAGED BY TFC

\*\*\*\*\* DESIGN AND CONSTRUCTION DIVISION \*\*\*\*\*

TFC ARCHITECTURAL AND ENGINEERING PROJECTS - Professional Services Unadjusted Goal is 23.7%

RECORD TYPE	TOTAL EXPENDITURES	TOTAL SPENT WITH HUBS AMOUNT / %	BLACK AMOUNT / %	HISPANIC AMOUNT / %	WOMAN AMOUNT / %	ASIAN PACIFIC AMOUNT / %	NATIVE AMERICAN AMOUNT / %	SERVICE-DISABLED VETERAN AMOUNT / %
T	\$2,345,660	\$50,131 / 2.14%	\$3,530 / 0.15%	\$0 / 0.00%	\$46,601 / 1.99%	\$0 / 0.00%	\$0 / 0.00%	\$0 / 0.00%
S	***	\$873,875 / 37.25%	\$0 / 0.00%	\$725,137 / 30.91%	\$148,738 / 6.34%	\$0 / 0.00%	\$0 / 0.00%	\$0 / 0.00%
<b>TOTAL:</b>	<b>\$2,345,660</b>	<b>\$924,006 / 39.39%</b>	<b>\$3,530 / 0.15%</b>	<b>\$725,137 / 30.91%</b>	<b>\$195,339 / 8.33%</b>	<b>\$0 / 0.00%</b>	<b>\$0 / 0.00%</b>	<b>\$0 / 0.00%</b>

TFC ARCHITECTURAL AND ENGINEERING PROJECTS - Other Services Unadjusted Goal is 26%

RECORD TYPE	TOTAL EXPENDITURES	TOTAL SPENT WITH HUBS AMOUNT / %	BLACK AMOUNT / %	HISPANIC AMOUNT / %	WOMAN AMOUNT / %	ASIAN PACIFIC AMOUNT / %	NATIVE AMERICAN AMOUNT / %	SERVICE-DISABLED VETERAN AMOUNT / %
T	\$210,113	\$3,480 / 1.66%	\$0 / 0.00%	\$3,480 / 1.66%	\$0 / 0.00%	\$0 / 0.00%	\$0 / 0.00%	\$0 / 0.00%
S	***	\$14,291 / 6.80%	\$2,400 / 1.14%	\$11,891 / 5.66%	\$0 / 0.00%	\$0 / 0.00%	\$0 / 0.00%	\$0 / 0.00%
<b>TOTAL:</b>	<b>\$210,113</b>	<b>\$17,771 / 8.46%</b>	<b>\$2,400 / 1.14%</b>	<b>\$15,371 / 7.32%</b>	<b>\$0 / 0.00%</b>	<b>\$0 / 0.00%</b>	<b>\$0 / 0.00%</b>	<b>\$0 / 0.00%</b>

TFC CONSTRUCTION PROJECTS - Building Construction Unadjusted Goal is 21.1%

RECORD TYPE	TOTAL EXPENDITURES	TOTAL SPENT WITH HUBS AMOUNT / %	BLACK AMOUNT / %	HISPANIC AMOUNT / %	WOMAN AMOUNT / %	ASIAN PACIFIC AMOUNT / %	NATIVE AMERICAN AMOUNT / %	SERVICE-DISABLED VETERAN AMOUNT / %
T	\$114,250,150	\$3,634,737 / 3.18%	\$0 / 0.00%	\$1,072,052 / 0.94%	\$1,856,767 / 1.63%	\$0 / 0.00%	\$365,531 / 0.32%	\$340,386 / 0.30%
S	***	\$9,966,422 / 8.72%	\$182,709 / 0.16%	\$6,747,160 / 5.91%	\$1,985,949 / 1.74%	\$906,790 / 0.79%	\$137,498 / 0.12%	\$6,315 / 0.01%
<b>TOTAL:</b>	<b>\$114,250,150</b>	<b>\$13,601,158 / 11.90%</b>	<b>\$182,709 / 0.16%</b>	<b>\$7,819,212 / 6.84%</b>	<b>\$3,842,717 / 3.36%</b>	<b>\$906,790 / 0.79%</b>	<b>\$503,030 / 0.44%</b>	<b>\$346,701 / 0.30%</b>

TFC CONSTRUCTION PROJECTS - Special Trade Unadjusted Goal is 32.9%

RECORD TYPE	TOTAL EXPENDITURES	TOTAL SPENT WITH HUBS AMOUNT / %	BLACK AMOUNT / %	HISPANIC AMOUNT / %	WOMAN AMOUNT / %	ASIAN PACIFIC AMOUNT / %	NATIVE AMERICAN AMOUNT / %	SERVICE-DISABLED VETERAN AMOUNT / %
T	\$35,525	\$0 / 0.00%	\$0 / 0.00%	\$0 / 0.00%	\$0 / 0.00%	\$0 / 0.00%	\$0 / 0.00%	\$0 / 0.00%
S	***	\$0 / 0.00%	\$0 / 0.00%	\$0 / 0.00%	\$0 / 0.00%	\$0 / 0.00%	\$0 / 0.00%	\$0 / 0.00%
<b>TOTAL:</b>	<b>\$35,525</b>	<b>\$0 / 0.00%</b>	<b>\$0 / 0.00%</b>	<b>\$0 / 0.00%</b>	<b>\$0 / 0.00%</b>	<b>\$0 / 0.00%</b>	<b>\$0 / 0.00%</b>	<b>\$0 / 0.00%</b>

T = TREASURY, N = NON\_TREASURY, S = SUBCONTRACTOR FUNDS & PROCUREMENT CARD HUB PURCHASES, TC = TERM CONTRACT, I = INTER GOVERNMENTAL PAYMENTS



TEXAS HISTORICALLY UNDERUTILIZED BUSINESS (HUB) SEMI-ANNUAL REPORT RECEIVED FOR FISCAL YEAR 2023

SECTION VI - STATEWIDE PURCHASES AWARDED AND MANAGED BY TFC

TFC CONSTRUCTION PROJECTS - Other Services Unadjusted Goal is 26%

RECORD TYPE	TOTAL EXPENDITURES	TOTAL SPENT WITH HUBS AMOUNT / %	BLACK AMOUNT / %	HISPANIC AMOUNT / %	WOMAN AMOUNT / %	ASIAN PACIFIC AMOUNT / %	NATIVE AMERICAN AMOUNT / %	SERVICE-DISABLED VETERAN AMOUNT / %
T	\$4,376,528	\$214,210 / 4.89%	\$0 / 0.00%	\$34,025 / 0.78%	\$6,718 / 0.15%	\$173,468 / 3.96%	\$0 / 0.00%	\$0 / 0.00%
S	***	\$232,313 / 5.31%	\$117,360 / 2.68%	\$114,954 / 2.63%	\$0 / 0.00%	\$0 / 0.00%	\$0 / 0.00%	\$0 / 0.00%
<b>TOTAL:</b>	<b>\$4,376,528</b>	<b>\$446,524 / 10.20%</b>	<b>\$117,360 / 2.68%</b>	<b>\$148,979 / 3.40%</b>	<b>\$6,718 / 0.15%</b>	<b>\$173,468 / 3.96%</b>	<b>\$0 / 0.00%</b>	<b>\$0 / 0.00%</b>

T = TREASURY, N = NON\_TREASURY, S = SUBCONTRACTOR FUNDS & PROCUREMENT CARD HUB PURCHASES, TC = TERM CONTRACT, I = INTER GOVERNMENTAL PAYMENTS

## **SECTION VIII - STATE AGENCY SUPPLEMENTAL REPORTS**

- **NUMBER OF BUSINESSES PARTICIPATING IN STATE BOND ISSUANCES**



## FISCAL YEAR 2023 SEMI-ANNUAL HUB REPORT

### TOTAL NUMBER OF BUSINESSES PARTICIPATING IN STATE BOND ISSUANCES

AGENCY #	AGENCY NAME	AS		BL		HI		AI		WO	DV	HUB TOTAL	NON HUB	GRAND TOTAL*
		M	F	M	F	M	F	M	F	F	M			
332	TX DEPT OF HOUSING & COMM AFFAIRS	0	0	0	0	0	0	0	0	0	0	0	19	19
580	TEXAS WATER DEVELOPMENT BOARD	0	0	0	0	0	0	0	0	0	0	0	15	15
710	THE TEXAS A&M UNIVERSITY SYSTEM	0	0	0	0	0	0	0	0	0	0	0	10	10
734	LAMAR UNIVERSITY - BEAUMONT	0	0	0	0	0	0	0	0	0	0	0	2	2
<b>TOTAL BOND ISSUANCES:</b>													<b>46</b>	

*\*Total number of Bond Issuances to HUBs and Non-HUBs*

Per Texas Gov't Code, Chapter 1232, the Texas Public Finance Authority (TPFA) has the exclusive authority to act on behalf of other entities (client agencies) issuing bonds on their behalf. A list of the client agencies the TPFA is authorized to issue bonds on their behalf is available on TPFA's website at <http://www.tpfa.state.tx.us/bonds>

**Legend: AS = Asian Pacific American; BL = Black American; HI = Hispanic American; AI = Native American; WO = American Woman; DV = Service-Disabled Veteran**

- **NUMBER OF BIDS AND/OR PROPOSALS RECEIVED**



**FISCAL YEAR 2023 SEMI-ANNUAL HUB REPORT**

**TOTAL NUMBER OF HUB BIDS/PROPOSALS RECEIVED**

AGENCY #	AGENCY NAME	AS		BL		HI		AI		WO	DV	HUB TOTAL	NON-HUB TOTAL	GRAND TOTAL*
		M	F	M	F	M	F	M	F	F	M			
212	OFFICE OF COURT ADMINISTRATION	0	0	0	0	0	0	0	0	0	0	0	0	0
213	OFFICE OF STATE PROSECUTING ATTORNEY	0	0	0	0	0	0	0	0	0	0	0	0	0
230	COURT OF APPEALS - TENTH COURT	0	0	2	0	0	1	0	0	1	0	4	0	4
231	COURT OF APPEALS - ELEVENTH COURT	0	0	0	0	0	0	0	0	4	0	4	0	4
302	OFFICE OF THE ATTORNEY GENERAL	25	33	12	3	21	8	1	0	168	1	272	2,020	2,292
303	TEXAS FACILITIES COMMISSION	8	5	319	408	37	47	1	1	134	10	970	2,169	3,139
304	COMPTROLLER OF PUBLIC ACCOUNTS	91	69	2	1	17	17	7	2	39	0	245	140	385
305	GENERAL LAND OFFICE	1	14	2	2	3	9	0	0	57	2	90	412	502
306	TEXAS STATE LIBRARY & ARCHIVES COMM	6	5	3	0	1	2	1	0	31	0	49	230	279
307	SECRETARY OF STATE	0	27	1	0	12	0	0	0	31	0	71	0	71
308	STATE AUDITOR'S OFFICE	0	4	4	3	1	0	0	0	28	0	40	286	326
312	STATE SECURITIES BOARD	0	7	2	0	0	0	0	0	13	0	22	86	108
313	DEPARTMENT OF INFORMATION RESOURCES	9	31	5	0	13	5	0	0	30	0	93	296	389
320	TEXAS WORKFORCE COMMISSION	103	101	33	42	62	29	14	14	414	20	832	1,823	2,655
323	TEACHER RETIREMENT SYSTEM OF TEXAS	3	17	1	5	0	3	0	0	26	0	55	60	115
327	EMPLOYEES RETIREMENT SYSTEM	2	1	1	0	0	0	0	0	4	0	8	7	15
329	REAL ESTATE COMMISSION	3	0	5	7	3	7	0	0	43	0	68	205	273
332	TX DEPT OF HOUSING & COMM AFFAIRS	2	12	6	0	1	4	0	0	105	0	130	309	439
347	TEXAS PUBLIC FINANCE AUTHORITY	1	5	0	5	0	0	0	0	9	0	20	27	47
356	TEXAS ETHICS COMMISSION	0	0	0	0	0	0	0	0	11	0	11	50	61

\*Total number of Bids/Proposals Received from HUBs and Non-HUBs.



**FISCAL YEAR 2023 SEMI-ANNUAL HUB REPORT**

**TOTAL NUMBER OF HUB BIDS/PROPOSALS RECEIVED**

AGENCY #	AGENCY NAME	AS		BL		HI		AI		WO	DV	HUB TOTAL	NON-HUB TOTAL	GRAND TOTAL*
		M	F	M	F	M	F	M	F	F	M			
360	STATE OFC OF ADMINISTRATIVE HEARINGS	0	5	2	0	1	1	0	0	8	0	17	90	107
362	TEXAS LOTTERY COMMISSION	0	14	0	0	6	2	0	0	44	0	66	100	166
401	TEXAS MILITARY DEPARTMENT	5	3	2	0	5	5	0	0	15	2	37	1,591	1,628
403	TEXAS VETERANS COMMISSION	0	0	0	0	0	0	0	0	0	0	0	0	0
405	DEPARTMENT OF PUBLIC SAFETY	84	66	21	9	29	16	6	2	53	11	297	408	705
409	COMMISSION ON JAIL STANDARDS	0	3	0	0	0	1	1	0	6	0	11	17	28
448	OFFICE OF INJURED EMPLOYEE COUNSEL	0	6	0	0	0	0	0	0	2	0	8	41	49
451	DEPARTMENT OF BANKING	2	10	1	0	2	2	0	0	14	0	31	67	98
452	DEPT OF LICENSING & REGULATION	0	0	1	0	1	0	0	0	3	0	5	4	9
454	TEXAS DEPARTMENT OF INSURANCE	50	75	4	3	11	1	7	0	91	0	242	863	1,105
455	RAILROAD COMMISSION OF TEXAS	46	65	10	8	6	7	2	0	145	0	289	789	1,078
457	STATE BOARD OF PUBLIC ACCOUNTANCY	1	0	0	0	1	1	0	0	9	0	12	42	54
458	ALCOHOLIC BEVERAGE COMMISSION	0	1	0	7	2	0	0	0	19	0	29	285	314
460	TEXAS BD OF PROF ENGINEERS & LAND SU	0	7	1	0	0	2	0	0	7	0	17	2	19
475	OFFICE OF PUBLIC UTILITY COUNSEL	0	2	0	0	3	0	0	0	3	0	8	15	23
477	COMM/STATE EMERGENCY COMMUNICATION	0	0	0	0	0	0	0	0	8	0	8	82	90
479	STATE OFFICE OF RISK MANAGEMENT	0	1	0	0	0	0	0	0	1	0	2	69	71
504	TX STATE BOARD OF DENTAL EXAMINERS	0	2	0	0	0	0	0	0	5	0	7	0	7
506	UT MD ANDERSON CANCER CENTER	22	55	4	14	109	39	3	0	1,655	1	1,902	43,309	45,211
510	TEXAS BEHAVIORAL HEALTH EXECUTIVE CO	0	2	0	0	0	0	0	0	6	0	8	7	15

\*Total number of Bids/Proposals Received from HUBs and Non-HUBs.





**FISCAL YEAR 2023 SEMI-ANNUAL HUB REPORT**

**TOTAL NUMBER OF HUB BIDS/PROPOSALS RECEIVED**

AGENCY #	AGENCY NAME	AS		BL		HI		AI		WO	DV	HUB TOTAL	NON-HUB TOTAL	GRAND TOTAL*
		M	F	M	F	M	F	M	F	F	M			
515	TEXAS STATE BOARD OF PHARMACY	0	9	6	0	0	4	0	0	29	0	48	231	279
529	HEALTH & HUMAN SERVICES COMMISSION	62	35	115	62	58	51	4	0	234	19	640	1,981	2,621
530	DEPT FAMILY AND PROTECTIVE SERVICES	9	12	5	7	4	3	0	0	32	1	73	1,769	1,842
537	DEPARTMENT OF STATE HEALTH SERVICES	16	14	10	3	21	8	0	0	45	1	118	439	557
551	DEPARTMENT OF AGRICULTURE	11	10	4	6	5	10	0	0	43	0	89	100	189
554	TEXAS ANIMAL HEALTH COMMISSION	6	1	8	1	4	17	1	0	32	0	70	334	404
555	TEXAS A&M AGRILIFE EXTENSION SERVICE	1	22	38	1	79	16	0	0	33	3	193	240	433
556	TEXAS A&M AGRILIFE RESEARCH	1	19	924	2	144	598	0	0	32	0	1,720	2,390	4,110
557	TX A&M VETERINARY MED DIAGNOSTIC LAB	0	0	168	0	33	70	0	0	4	0	275	437	712
575	TEXAS DIVISION OF EMERGENCY MANAGEME	0	5	49	0	0	0	0	0	5	1	60	64	124
576	TEXAS A&M FOREST SERVICE	0	26	133	0	31	0	0	0	779	20	989	5,392	6,381
580	TEXAS WATER DEVELOPMENT BOARD	13	17	46	18	17	20	0	0	77	15	223	0	223
582	TEXAS COMM ON ENVIRONMENTAL QUALITY	4	1	3	2	0	0	0	0	31	0	41	191	232
592	SOIL & WATER CONSERVATION BOARD	11	5	1	0	0	0	0	0	9	0	26	150	176
601	TEXAS DEPARTMENT OF TRANSPORTATION	244	245	108	56	411	90	14	4	811	6	1,989	16,575	18,564
644	TEXAS JUVENILE JUSTICE DEPT	23	4	20	0	21	5	0	0	560	0	633	3,012	3,645
696	TEXAS DEPT OF CRIMINAL JUSTICE	0	0	0	1	34	0	0	0	36	0	71	363	434
708	TEXAS A&M SYSTEM SHARED SERVICE CTR	0	1	20	0	24	7	0	0	15	0	67	27	94
709	TEXAS A&M HEALTH SCIENCE CENTER	31	98	1,170	0	2,445	952	0	0	294	3	4,993	13,722	18,715
710	THE TEXAS A&M UNIVERSITY SYSTEM	3	4	34	2	90	23	0	1	68	0	225	367	592

\*Total number of Bids/Proposals Received from HUBs and Non-HUBs.



**FISCAL YEAR 2023 SEMI-ANNUAL HUB REPORT**

**TOTAL NUMBER OF HUB BIDS/PROPOSALS RECEIVED**

AGENCY #	AGENCY NAME	AS		BL		HI		AI		WO	DV	HUB TOTAL	NON-HUB TOTAL	GRAND TOTAL*
		M	F	M	F	M	F	M	F	F	M			
711	TEXAS A & M UNIVERSITY (MAIN UNIV)	33	78	3,464	28	6,289	1,207	0	2	1,797	104	13,002	39,921	52,923
712	TEXAS A&M ENGINEERING EXPERIMENT STA	8	15	259	4	90	246	0	0	45	0	667	260	927
713	TARLETON STATE UNIVERSITY	0	6	581	0	11	28	0	0	148	0	774	1,543	2,317
714	UNIVERSITY OF TEXAS AT ARLINGTON	1	5	17	0	0	1	0	0	23	1	48	238	286
716	TEXAS A&M ENGINEERING EXTENSION SERV	3	1	65	3	20	10	0	0	381	2	485	1,072	1,557
718	TEXAS A & M UNIVERSITY AT GALVESTON	1	2	141	0	257	17	0	0	66	0	484	1,732	2,216
719	TEXAS STATE TECHNICAL COLLEGE	2	64	74	31	11	10	0	0	57	16	265	1,237	1,502
720	UNIVERSITY OF TEXAS SYSTEM	0	0	1	0	7	1	1	0	6	1	17	66	83
721	UNIVERSITY OF TEXAS AT AUSTIN	9	12	15	4	228	305	1	0	390	9	973	17,551	18,524
723	UNIVERSITY OF TEXAS MEDICAL BRANCH	0	1	0	0	6	2	0	0	1	0	10	38	48
724	UNIVERSITY OF TEXAS AT EL PASO	27	0	0	0	929	2,723	0	0	603	1	4,283	10,833	15,116
727	TEXAS A&M TRANSPORTATION INSTITUTE	2	3	33	42	28	6	0	0	22	0	136	57	193
729	UT SOUTHWESTERN MEDICAL CENTER	0	0	0	0	0	0	0	0	0	0	0	16	16
730	UNIVERSITY OF HOUSTON	2	1	2	1	10	0	1	0	26	0	43	148	191
731	TEXAS WOMAN'S UNIVERSITY	1	0	1	1	0	0	0	0	2	0	5	11	16
733	TEXAS TECH UNIVERSITY	71	60	4,014	66	103	2,034	41	0	1,015	1	7,405	13,211	20,616
734	LAMAR UNIVERSITY - BEAUMONT	0	0	1	0	1	0	0	0	0	0	2	9	11
735	MIDWESTERN STATE UNIVERSITY	0	2	14	16	4	4	2	0	58	5	105	591	696
737	ANGELO STATE UNIVERSITY	20	73	81	46	21	29	0	0	444	0	714	1,858	2,572
739	TX TECH UNIV HEALTH SCIENCES CENTER	1	0	2	0	2	0	0	0	1	0	6	41	47

\*Total number of Bids/Proposals Received from HUBs and Non-HUBs.



**FISCAL YEAR 2023 SEMI-ANNUAL HUB REPORT**

**TOTAL NUMBER OF HUB BIDS/PROPOSALS RECEIVED**

AGENCY #	AGENCY NAME	AS		BL		HI		AI		WO	DV	HUB TOTAL	NON-HUB TOTAL	GRAND TOTAL*
		M	F	M	F	M	F	M	F	F	M			
742	UNIV OF TEX OF THE PERMIAN BASIN	0	0	1	0	1	2	0	0	0	0	4	14	18
743	UNIVERSITY OF TEXAS AT SAN ANTONIO	10	17	52	32	109	52	0	0	124	15	411	624	1,035
744	UT HEALTH SCIENCE CENTER - HOUSTON	2	7	4	0	5	3	0	1	9	0	31	84	115
745	UT HEALTH SCIENCE CENTER-SAN ANTONIO	2	118	70	0	85	6,470	10	0	833	5	7,593	13,650	21,243
746	UT RIO GRANDE VALLEY	97	18	375	2	26	12	0	0	11	0	541	6,086	6,627
749	TEXAS A&M UNIVERSITY - SAN ANTONIO	2	3	162	2	33	32	0	0	73	0	307	1,070	1,377
750	UNIVERSITY OF TEXAS AT TYLER	1	0	6	0	2	0	1	1	4	0	15	160	175
751	TEXAS A & M UNIVERSITY - COMMERCE	0	8	90	0	2	19	34	0	61	0	214	1,537	1,751
753	SAM HOUSTON STATE UNIVERSITY	2	1	1	0	3	1	1	0	3	0	12	71	83
754	TEXAS STATE UNIVERSITY	1	1	3	1	0	1	1	0	7	0	15	263	278
755	STEPHEN F AUSTIN STATE UNIVERSITY	20	4	44	2	8	8	0	0	55	1	142	584	726
758	TEXAS STATE UNIVERSITY SYSTEM	0	0	32	0	2	3	0	0	0	0	37	105	142
759	UNIVERSITY OF HOUSTON - CLEAR LAKE	0	1	1	2	1	0	0	0	4	0	9	5	14
760	TEXAS A & M UNIV - CORPUS CHRISTI	1	12	399	0	22	57	0	0	52	0	543	952	1,495
761	TEXAS A & M INTERNATIONAL UNIVERSITY	0	25	41	5	33	35	0	0	28	0	167	616	783
770	TEXAS A&M UNIVERSITY - CENTRAL TEXAS	0	0	3	0	0	0	0	0	3	0	6	50	56
774	TEXAS TECH HSC - EL PASO	0	0	0	0	1	1	0	0	0	0	2	1	3
784	UNIVERSITY OF HOUSTON - DOWNTOWN	1	28	44	2	8	12	0	0	47	0	142	252	394
785	UNIV OF TEXAS HEALTH CENTER AT TYLER	0	0	0	0	0	0	0	0	0	0	0	0	0
787	LAMAR STATE COLLEGE - ORANGE	0	0	6	0	24	0	0	11	7	0	48	586	634

\*Total number of Bids/Proposals Received from HUBs and Non-HUBs.



**FISCAL YEAR 2023 SEMI-ANNUAL HUB REPORT**

**TOTAL NUMBER OF HUB BIDS/PROPOSALS RECEIVED**

AGENCY #	AGENCY NAME	AS		BL		HI		AI		WO	DV	HUB TOTAL	NON-HUB TOTAL	GRAND TOTAL*
		M	F	M	F	M	F	M	F	F	M			
788	LAMAR STATE COLLEGE - PORT ARTHUR	7	0	14	1	15	2	0	0	42	0	81	1,584	1,665
789	LAMAR INSTITUTE OF TECHNOLOGY	1	0	0	0	0	0	0	0	32	0	33	205	238
802	PARKS AND WILDLIFE DEPARTMENT	21	89	48	12	33	198	8	0	388	6	803	2,187	2,990
808	TEXAS HISTORICAL COMMISSION	14	13	18	1	6	2	1	0	118	5	178	1,224	1,402
809	STATE PRESERVATION BOARD	0	18	0	0	3	0	0	0	40	0	61	764	825

\*Total number of Bids/Proposals Received from HUBs and Non-HUBs.

- **NUMBER OF CONTRACTS AWARDED**



## FISCAL YEAR 2023 SEMI-ANNUAL HUB REPORT

### TOTAL NUMBER OF COMPETITIVE AND NON-COMPETITIVE CONTRACTS AWARDED

AGENCY #	AGENCY NAME	AS		BL		HI		AI		WO	DV	HUB TOTAL	NON HUB	GRAND TOTAL
		M	F	M	F	M	F	M	F	F	M			
212	OFFICE OF COURT ADMINISTRATION	0	0	0	0	0	0	0	0	0	0	0	0	0
	Non-Competitive Contracts**	0	0	0	0	0	0	0	0	0	0	0	0	
213	OFFICE OF STATE PROSECUTING ATTORNEY	0	0	0	0	0	0	0	0	0	0	0	0	0
	Non-Competitive Contracts**	0	0	0	0	0	0	0	0	0	0	0	0	
230	COURT OF APPEALS - TENTH COURT	0	0	0	0	0	1	0	0	0	0	1	0	4
	Non-Competitive Contracts**	0	0	2	0	0	0	0	0	1	0	3	0	
231	COURT OF APPEALS - ELEVENTH COURT	0	0	0	0	0	0	0	0	0	0	0	0	2
	Non-Competitive Contracts**	0	0	0	0	0	0	0	0	2	0	2	0	
302	OFFICE OF THE ATTORNEY GENERAL	3	6	1	0	1	2	1	0	7	1	22	32	2,292
	Non-Competitive Contracts**	22	27	11	3	20	6	0	0	161	0	250	1,988	
303	TEXAS FACILITIES COMMISSION	0	1	1	1	0	0	0	1	1	2	7	26	583
	Non-Competitive Contracts**	5	2	39	5	28	0	0	0	18	5	102	448	
304	COMPTROLLER OF PUBLIC ACCOUNTS	60	49	0	0	12	0	4	0	21	0	146	0	146
	Non-Competitive Contracts**	0	0	0	0	0	0	0	0	0	0	0	0	
305	GENERAL LAND OFFICE	1	3	0	1	2	1	0	0	17	0	25	155	499
	Non-Competitive Contracts**	0	11	1	1	1	8	0	0	40	0	62	257	
306	TEXAS STATE LIBRARY & ARCHIVES COMM	0	0	0	0	0	0	0	0	2	0	2	2	274
	Non-Competitive Contracts**	3	4	3	0	1	2	0	0	29	0	42	228	
307	SECRETARY OF STATE	0	14	1	0	9	0	0	0	27	0	51	0	51
	Non-Competitive Contracts**	0	0	0	0	0	0	0	0	0	0	0	0	

\*Total number of Competitive and Non-Competitive Contracts awarded to HUBs and Non-HUBs.

\*\*Non-Competitive contracts include contracts \$5,000 or less.



## FISCAL YEAR 2023 SEMI-ANNUAL HUB REPORT

### TOTAL NUMBER OF COMPETITIVE AND NON-COMPETITIVE CONTRACTS AWARDED

AGENCY #	AGENCY NAME	AS		BL		HI		AI		WO	DV	HUB TOTAL	NON HUB	GRAND TOTAL
		M	F	M	F	M	F	M	F	F	M			
308	STATE AUDITOR'S OFFICE	0	0	0	1	0	0	0	0	5	0	6	28	127
	Non-Competitive Contracts**	0	4	1	0	0	0	0	0	5	0	10	83	
312	STATE SECURITIES BOARD	0	1	0	0	0	0	0	0	0	0	1	0	108
	Non-Competitive Contracts**	0	6	2	0	0	0	0	0	13	0	21	86	
313	DEPARTMENT OF INFORMATION RESOURCES	4	21	4	0	9	3	0	0	21	0	62	16	363
	Non-Competitive Contracts**	0	2	1	0	2	0	0	0	0	0	5	280	
320	TEXAS WORKFORCE COMMISSION	12	12	13	12	12	12	9	6	13	12	113	16	2,589
	Non-Competitive Contracts**	91	89	20	30	50	17	5	8	401	8	719	1,741	
323	TEACHER RETIREMENT SYSTEM OF TEXAS	1	1	1	1	0	1	0	0	4	0	9	12	53
	Non-Competitive Contracts**	1	9	0	0	0	2	0	0	20	0	32	0	
327	EMPLOYEES RETIREMENT SYSTEM	1	0	0	0	0	0	0	0	0	0	1	3	5
	Non-Competitive Contracts**	0	0	0	0	0	0	0	0	0	0	0	1	
329	REAL ESTATE COMMISSION	1	0	2	3	0	1	0	0	5	0	12	7	273
	Non-Competitive Contracts**	2	0	3	4	3	6	0	0	38	0	56	198	
332	TX DEPT OF HOUSING & COMM AFFAIRS	0	0	0	0	0	0	0	0	0	0	0	0	439
	Non-Competitive Contracts**	2	12	6	0	1	4	0	0	105	0	130	309	
347	TEXAS PUBLIC FINANCE AUTHORITY	1	0	0	3	0	0	0	0	1	0	5	0	5
	Non-Competitive Contracts**	0	0	0	0	0	0	0	0	0	0	0	0	
356	TEXAS ETHICS COMMISSION	0	0	0	0	0	0	0	0	5	0	5	2	61
	Non-Competitive Contracts**	0	0	0	0	0	0	0	0	6	0	6	48	

\*Total number of Competitive and Non-Competitive Contracts awarded to HUBs and Non-HUBs.

\*\*Non-Competitive contracts include contracts \$5,000 or less.



## FISCAL YEAR 2023 SEMI-ANNUAL HUB REPORT

### TOTAL NUMBER OF COMPETITIVE AND NON-COMPETITIVE CONTRACTS AWARDED

AGENCY #	AGENCY NAME	AS		BL		HI		AI		WO	DV	HUB TOTAL	NON HUB	GRAND TOTAL
		M	F	M	F	M	F	M	F	F	M			
360	STATE OFC OF ADMINISTRATIVE HEARINGS	0	0	0	0	1	0	0	0	0	0	1	0	107
	Non-Competitive Contracts**	0	5	2	0	0	1	0	0	8	0	16	90	
362	TEXAS LOTTERY COMMISSION	0	1	0	0	1	0	0	0	2	0	4	2	163
	Non-Competitive Contracts**	0	12	0	0	5	2	0	0	40	0	59	98	
401	TEXAS MILITARY DEPARTMENT	0	2	0	0	1	0	0	0	14	0	17	93	1,611
	Non-Competitive Contracts**	0	1	0	0	0	0	0	0	1	1	3	1,498	
403	TEXAS VETERANS COMMISSION	0	0	0	0	0	0	0	0	0	0	0	0	0
	Non-Competitive Contracts**	0	0	0	0	0	0	0	0	0	0	0	0	
405	DEPARTMENT OF PUBLIC SAFETY	3	3	2	1	10	11	0	0	15	1	46	64	111
	Non-Competitive Contracts**	0	0	0	0	0	0	0	0	0	0	0	1	
409	COMMISSION ON JAIL STANDARDS	0	0	0	0	0	0	0	0	0	0	0	0	28
	Non-Competitive Contracts**	0	3	0	0	0	1	1	0	6	0	11	17	
448	OFFICE OF INJURED EMPLOYEE COUNSEL	0	0	0	0	0	0	0	0	1	0	1	1	46
	Non-Competitive Contracts**	0	5	0	0	0	0	0	0	0	0	5	39	
451	DEPARTMENT OF BANKING	0	0	0	0	0	0	0	0	0	0	0	2	98
	Non-Competitive Contracts**	2	10	1	0	2	2	0	0	14	0	31	65	
452	DEPT OF LICENSING & REGULATION	0	0	0	0	0	0	0	0	1	0	1	1	7
	Non-Competitive Contracts**	0	0	0	0	1	0	0	0	2	0	3	2	
454	TEXAS DEPARTMENT OF INSURANCE	10	6	1	0	2	0	0	0	20	0	39	45	786
	Non-Competitive Contracts**	3	34	2	2	3	1	0	0	31	0	76	626	

\*Total number of Competitive and Non-Competitive Contracts awarded to HUBs and Non-HUBs.

\*\*Non-Competitive contracts include contracts \$5,000 or less.





## FISCAL YEAR 2023 SEMI-ANNUAL HUB REPORT

### TOTAL NUMBER OF COMPETITIVE AND NON-COMPETITIVE CONTRACTS AWARDED

AGENCY #	AGENCY NAME	AS		BL		HI		AI		WO	DV	HUB TOTAL	NON HUB	GRAND TOTAL
		M	F	M	F	M	F	M	F	F	M			
455	RAILROAD COMMISSION OF TEXAS	10	3	0	2	4	1	0	0	16	0	36	17	1,078
	Non-Competitive Contracts**	36	62	10	6	2	6	2	0	129	0	253	772	
457	STATE BOARD OF PUBLIC ACCOUNTANCY	0	0	0	0	0	0	0	0	2	0	2	0	52
	Non-Competitive Contracts**	1	0	0	0	1	1	0	0	5	0	8	42	
458	ALCOHOLIC BEVERAGE COMMISSION	0	1	0	0	0	0	0	0	0	0	1	3	314
	Non-Competitive Contracts**	0	0	0	7	2	0	0	0	19	0	28	282	
460	TEXAS BD OF PROF ENGINEERS & LAND SU	0	0	0	0	0	0	0	0	0	0	0	0	17
	Non-Competitive Contracts**	0	7	1	0	0	2	0	0	7	0	17	0	
475	OFFICE OF PUBLIC UTILITY COUNSEL	0	0	0	0	0	0	0	0	0	0	0	0	23
	Non-Competitive Contracts**	0	2	0	0	3	0	0	0	3	0	8	15	
477	COMM/STATE EMERGENCY COMMUNICATION	0	0	0	0	0	0	0	0	0	0	0	0	90
	Non-Competitive Contracts**	0	0	0	0	0	0	0	0	8	0	8	82	
479	STATE OFFICE OF RISK MANAGEMENT	0	0	0	0	0	0	0	0	0	0	0	0	71
	Non-Competitive Contracts**	0	1	0	0	0	0	0	0	1	0	2	69	
504	TX STATE BOARD OF DENTAL EXAMINERS	0	0	0	0	0	0	0	0	0	0	0	0	0
	Non-Competitive Contracts**	0	0	0	0	0	0	0	0	0	0	0	0	
506	UT MD ANDERSON CANCER CENTER	1	0	0	0	0	0	0	0	0	1	2	71	45,155
	Non-Competitive Contracts**	21	54	3	13	107	38	3	0	1,650	0	1,889	43,193	
510	TEXAS BEHAVIORAL HEALTH EXECUTIVE CO	0	2	0	0	0	0	0	0	6	0	8	7	15
	Non-Competitive Contracts**	0	0	0	0	0	0	0	0	0	0	0	0	

\*Total number of Competitive and Non-Competitive Contracts awarded to HUBs and Non-HUBs.

\*\*Non-Competitive contracts include contracts \$5,000 or less.



## FISCAL YEAR 2023 SEMI-ANNUAL HUB REPORT

### TOTAL NUMBER OF COMPETITIVE AND NON-COMPETITIVE CONTRACTS AWARDED

AGENCY #	AGENCY NAME	AS		BL		HI		AI		WO	DV	HUB TOTAL	NON HUB	GRAND TOTAL
		M	F	M	F	M	F	M	F	F	M			
515	TEXAS STATE BOARD OF PHARMACY	0	0	0	0	0	1	0	0	1	0	2	1	279
	Non-Competitive Contracts**	0	9	6	0	0	3	0	0	28	0	46	230	
529	HEALTH & HUMAN SERVICES COMMISSION	7	1	11	5	10	7	0	0	26	4	71	237	1,110
	Non-Competitive Contracts**	18	13	17	14	27	16	3	0	65	2	175	627	
530	DEPT FAMILY AND PROTECTIVE SERVICES	0	1	1	1	0	0	0	0	4	0	7	14	185
	Non-Competitive Contracts**	9	10	3	6	4	3	0	0	21	1	57	107	
537	DEPARTMENT OF STATE HEALTH SERVICES	1	2	2	0	1	0	0	0	4	0	10	30	292
	Non-Competitive Contracts**	10	8	5	2	12	4	0	0	29	1	71	181	
551	DEPARTMENT OF AGRICULTURE	0	0	1	1	3	2	0	0	3	0	10	33	121
	Non-Competitive Contracts**	10	0	2	4	1	1	0	0	37	0	55	23	
554	TEXAS ANIMAL HEALTH COMMISSION	0	0	1	0	0	0	1	0	1	0	3	3	334
	Non-Competitive Contracts**	6	1	7	1	4	17	0	0	31	0	67	261	
555	TEXAS A&M AGRILIFE EXTENSION SERVICE	0	0	0	0	0	0	0	0	0	1	1	8	392
	Non-Competitive Contracts**	0	21	37	0	79	14	0	0	27	0	178	205	
556	TEXAS A&M AGRILIFE RESEARCH	0	0	0	0	1	1	0	0	1	0	3	40	3,677
	Non-Competitive Contracts**	1	19	924	0	141	597	0	0	30	0	1,712	1,922	
557	TX A&M VETERINARY MED DIAGNOSTIC LAB	0	0	0	0	0	0	0	0	0	0	0	2	709
	Non-Competitive Contracts**	0	0	168	0	33	70	0	0	4	0	275	432	
575	TEXAS DIVISION OF EMERGENCY MANAGEME	0	5	49	0	0	0	0	0	2	0	56	35	121
	Non-Competitive Contracts**	0	0	0	0	0	0	0	0	1	0	1	29	

\*Total number of Competitive and Non-Competitive Contracts awarded to HUBs and Non-HUBs.

\*\*Non-Competitive contracts include contracts \$5,000 or less.



## FISCAL YEAR 2023 SEMI-ANNUAL HUB REPORT

### TOTAL NUMBER OF COMPETITIVE AND NON-COMPETITIVE CONTRACTS AWARDED

AGENCY #	AGENCY NAME	AS		BL		HI		AI		WO	DV	HUB TOTAL	NON HUB	GRAND TOTAL
		M	F	M	F	M	F	M	F	F	M			
576	TEXAS A&M FOREST SERVICE	0	0	0	0	0	0	0	0	0	1	1	12	6,353
	Non-Competitive Contracts**	0	26	132	0	30	0	0	0	775	18	981	5,359	
580	TEXAS WATER DEVELOPMENT BOARD	0	2	0	0	0	0	0	0	2	0	4	0	40
	Non-Competitive Contracts**	2	2	12	4	1	0	0	0	15	0	36	0	
582	TEXAS COMM ON ENVIRONMENTAL QUALITY	1	1	2	2	0	0	0	0	1	0	7	52	226
	Non-Competitive Contracts**	3	0	1	0	0	0	0	0	28	0	32	135	
592	SOIL & WATER CONSERVATION BOARD	11	5	1	0	0	0	0	0	9	0	26	150	176
	Non-Competitive Contracts**	0	0	0	0	0	0	0	0	0	0	0	0	
601	TEXAS DEPARTMENT OF TRANSPORTATION	84	108	41	36	126	27	4	2	22	6	456	8,911	14,580
	Non-Competitive Contracts**	38	88	31	20	67	20	3	2	650	0	919	4,294	
644	TEXAS JUVENILE JUSTICE DEPT	9	4	7	0	5	2	0	0	246	0	273	16	3,645
	Non-Competitive Contracts**	14	0	13	0	16	3	0	0	314	0	360	2,996	
696	TEXAS DEPT OF CRIMINAL JUSTICE	0	0	0	0	2	0	0	0	2	0	4	35	55
	Non-Competitive Contracts**	0	0	0	0	0	0	0	0	0	0	0	16	
708	TEXAS A&M SYSTEM SHARED SERVICE CTR	0	1	4	0	4	7	0	0	7	0	23	11	94
	Non-Competitive Contracts**	0	0	16	0	20	0	0	0	8	0	44	16	
709	TEXAS A&M HEALTH SCIENCE CENTER	0	4	4	0	0	12	0	0	17	0	37	166	18,693
	Non-Competitive Contracts**	31	94	1,165	0	2,445	939	0	0	277	3	4,954	13,536	
710	THE TEXAS A&M UNIVERSITY SYSTEM	0	2	10	0	6	16	0	0	39	0	73	96	387
	Non-Competitive Contracts**	0	1	19	0	67	4	0	1	17	0	109	109	

\*Total number of Competitive and Non-Competitive Contracts awarded to HUBs and Non-HUBs.

\*\*Non-Competitive contracts include contracts \$5,000 or less.



## FISCAL YEAR 2023 SEMI-ANNUAL HUB REPORT

### TOTAL NUMBER OF COMPETITIVE AND NON-COMPETITIVE CONTRACTS AWARDED

AGENCY #	AGENCY NAME	AS		BL		HI		AI		WO	DV	HUB TOTAL	NON HUB	GRAND TOTAL
		M	F	M	F	M	F	M	F	F	M			
711	TEXAS A & M UNIVERSITY (MAIN UNIV)	4	6	35	0	14	37	0	1	66	6	169	884	52,718
	Non-Competitive Contracts**	23	72	3,428	28	6,271	1,167	0	1	1,711	97	12,798	38,867	
712	TEXAS A&M ENGINEERING EXPERIMENT STA	7	14	259	1	89	244	0	0	43	0	657	91	750
	Non-Competitive Contracts**	0	1	0	0	0	0	0	0	1	0	2	0	
713	TARLETON STATE UNIVERSITY	0	6	581	0	11	28	0	0	148	0	774	1,543	2,317
	Non-Competitive Contracts**	0	0	0	0	0	0	0	0	0	0	0	0	
714	UNIVERSITY OF TEXAS AT ARLINGTON	0	0	0	0	0	0	0	0	6	0	6	0	32
	Non-Competitive Contracts**	0	4	6	0	0	1	0	0	15	0	26	0	
716	TEXAS A&M ENGINEERING EXTENSION SERV	0	0	8	0	3	2	0	0	3	0	16	45	1,473
	Non-Competitive Contracts**	3	1	47	3	12	6	0	0	371	0	443	969	
718	TEXAS A & M UNIVERSITY AT GALVESTON	1	0	0	0	1	0	0	0	2	0	4	56	2,210
	Non-Competitive Contracts**	0	2	141	0	256	17	0	0	64	0	480	1,670	
719	TEXAS STATE TECHNICAL COLLEGE	0	6	2	0	0	0	0	0	5	1	14	60	1,206
	Non-Competitive Contracts**	0	46	66	28	4	3	0	0	31	3	181	951	
720	UNIVERSITY OF TEXAS SYSTEM	0	0	0	0	1	0	0	0	0	0	1	32	33
	Non-Competitive Contracts**	0	0	0	0	0	0	0	0	0	0	0	0	
721	UNIVERSITY OF TEXAS AT AUSTIN	1	1	3	0	9	22	0	0	20	1	57	770	18,524
	Non-Competitive Contracts**	8	11	12	4	219	283	1	0	370	8	916	16,781	
723	UNIVERSITY OF TEXAS MEDICAL BRANCH	0	0	0	0	2	1	0	0	1	0	4	13	17
	Non-Competitive Contracts**	0	0	0	0	0	0	0	0	0	0	0	0	

\*Total number of Competitive and Non-Competitive Contracts awarded to HUBs and Non-HUBs.

\*\*Non-Competitive contracts include contracts \$5,000 or less.



## FISCAL YEAR 2023 SEMI-ANNUAL HUB REPORT

### TOTAL NUMBER OF COMPETITIVE AND NON-COMPETITIVE CONTRACTS AWARDED

AGENCY #	AGENCY NAME	AS		BL		HI		AI		WO	DV	HUB TOTAL	NON HUB	GRAND TOTAL
		M	F	M	F	M	F	M	F	F	M			
724	UNIVERSITY OF TEXAS AT EL PASO	0	0	0	0	0	0	0	0	0	0	0	0	10,771
	Non-Competitive Contracts**	27	0	0	0	929	2,723	0	0	603	1	4,283	6,488	
727	TEXAS A&M TRANSPORTATION INSTITUTE	1	3	31	42	28	5	0	0	14	0	124	18	182
	Non-Competitive Contracts**	1	0	0	0	0	0	0	0	7	0	8	32	
729	UT SOUTHWESTERN MEDICAL CENTER	0	0	0	0	0	0	0	0	0	0	0	15	15
	Non-Competitive Contracts**	0	0	0	0	0	0	0	0	0	0	0	0	
730	UNIVERSITY OF HOUSTON	0	0	0	0	2	0	0	0	4	0	6	58	64
	Non-Competitive Contracts**	0	0	0	0	0	0	0	0	0	0	0	0	
731	TEXAS WOMAN'S UNIVERSITY	0	0	0	0	0	0	0	0	0	0	0	5	9
	Non-Competitive Contracts**	1	0	0	1	0	0	0	0	1	0	3	1	
733	TEXAS TECH UNIVERSITY	2	4	42	6	14	25	9	0	73	0	175	1,003	9,643
	Non-Competitive Contracts**	69	55	3,965	60	71	1,997	29	0	929	0	7,175	1,290	
734	LAMAR UNIVERSITY - BEAUMONT	0	0	0	0	1	0	0	0	0	0	1	0	1
	Non-Competitive Contracts**	0	0	0	0	0	0	0	0	0	0	0	0	
735	MIDWESTERN STATE UNIVERSITY	0	0	0	0	1	1	1	0	3	0	6	18	660
	Non-Competitive Contracts**	0	2	12	14	0	1	0	0	50	2	81	555	
737	ANGELO STATE UNIVERSITY	0	0	0	0	0	0	0	0	1	0	1	10	2,566
	Non-Competitive Contracts**	20	73	81	46	20	29	0	0	443	0	712	1,843	
739	TX TECH UNIV HEALTH SCIENCES CENTER	0	0	0	0	0	0	0	0	0	0	0	0	0
	Non-Competitive Contracts**	0	0	0	0	0	0	0	0	0	0	0	0	

\*Total number of Competitive and Non-Competitive Contracts awarded to HUBs and Non-HUBs.

\*\*Non-Competitive contracts include contracts \$5,000 or less.



## FISCAL YEAR 2023 SEMI-ANNUAL HUB REPORT

### TOTAL NUMBER OF COMPETITIVE AND NON-COMPETITIVE CONTRACTS AWARDED

AGENCY #	AGENCY NAME	AS		BL		HI		AI		WO	DV	HUB TOTAL	NON HUB	GRAND TOTAL
		M	F	M	F	M	F	M	F	F	M			
742	UNIV OF TEX OF THE PERMIAN BASIN	0	0	0	0	0	1	0	0	0	0	1	0	7
	Non-Competitive Contracts**	0	0	0	0	0	0	0	0	0	0	0	6	
743	UNIVERSITY OF TEXAS AT SAN ANTONIO	1	1	12	2	34	19	0	0	43	3	115	429	857
	Non-Competitive Contracts**	3	0	16	6	41	32	0	0	20	0	118	195	
744	UT HEALTH SCIENCE CENTER - HOUSTON	1	1	1	0	1	0	0	0	1	0	5	23	31
	Non-Competitive Contracts**	0	0	0	0	0	0	0	0	0	0	0	3	
745	UT HEALTH SCIENCE CENTER-SAN ANTONIO	1	15	0	0	13	27	3	0	29	0	88	767	21,237
	Non-Competitive Contracts**	1	103	70	0	69	6,443	4	0	804	5	7,499	12,883	
746	UT RIO GRANDE VALLEY	0	0	0	0	11	1	0	0	3	0	15	53	6,479
	Non-Competitive Contracts**	97	18	375	1	6	8	0	0	6	0	511	5,900	
749	TEXAS A&M UNIVERSITY - SAN ANTONIO	0	3	3	0	1	4	0	0	6	0	17	101	1,368
	Non-Competitive Contracts**	2	0	159	2	30	28	0	0	65	0	286	964	
750	UNIVERSITY OF TEXAS AT TYLER	1	0	6	0	1	0	1	1	3	0	13	45	166
	Non-Competitive Contracts**	0	0	0	0	1	0	0	0	1	0	2	106	
751	TEXAS A & M UNIVERSITY - COMMERCE	0	0	0	0	0	0	0	0	0	0	0	3	1,751
	Non-Competitive Contracts**	0	8	90	0	2	19	34	0	61	0	214	1,534	
753	SAM HOUSTON STATE UNIVERSITY	0	0	0	0	1	0	0	0	1	0	2	7	9
	Non-Competitive Contracts**	0	0	0	0	0	0	0	0	0	0	0	0	
754	TEXAS STATE UNIVERSITY	0	0	1	0	0	0	0	0	1	0	2	45	212
	Non-Competitive Contracts**	0	0	0	0	0	0	0	0	0	0	0	165	

\*Total number of Competitive and Non-Competitive Contracts awarded to HUBs and Non-HUBs.

\*\*Non-Competitive contracts include contracts \$5,000 or less.



## FISCAL YEAR 2023 SEMI-ANNUAL HUB REPORT

### TOTAL NUMBER OF COMPETITIVE AND NON-COMPETITIVE CONTRACTS AWARDED

AGENCY #	AGENCY NAME	AS		BL		HI		AI		WO	DV	HUB TOTAL	NON HUB	GRAND TOTAL
		M	F	M	F	M	F	M	F	F	M			
755	STEPHEN F AUSTIN STATE UNIVERSITY	4	4	42	0	8	6	0	0	33	0	97	169	715
	Non-Competitive Contracts**	16	0	1	1	0	1	0	0	14	1	34	415	
758	TEXAS STATE UNIVERSITY SYSTEM	0	0	32	0	0	0	0	0	0	0	32	39	128
	Non-Competitive Contracts**	0	0	0	0	2	3	0	0	0	0	5	52	
759	UNIVERSITY OF HOUSTON - CLEAR LAKE	0	1	1	0	0	0	0	0	4	0	6	5	13
	Non-Competitive Contracts**	0	0	0	1	1	0	0	0	0	0	2	0	
760	TEXAS A & M UNIV - CORPUS CHRISTI	0	2	0	0	0	0	0	0	1	0	3	23	1,479
	Non-Competitive Contracts**	1	10	399	0	21	56	0	0	51	0	538	915	
761	TEXAS A & M INTERNATIONAL UNIVERSITY	0	0	0	0	0	2	0	0	1	0	3	2	778
	Non-Competitive Contracts**	0	25	40	5	33	33	0	0	24	0	160	613	
770	TEXAS A&M UNIVERSITY - CENTRAL TEXAS	0	0	3	0	0	0	0	0	3	0	6	50	56
	Non-Competitive Contracts**	0	0	0	0	0	0	0	0	0	0	0	0	
774	TEXAS TECH HSC - EL PASO	0	0	0	0	1	1	0	0	0	0	2	1	3
	Non-Competitive Contracts**	0	0	0	0	0	0	0	0	0	0	0	0	
784	UNIVERSITY OF HOUSTON - DOWNTOWN	0	1	0	0	1	0	0	0	2	0	4	15	386
	Non-Competitive Contracts**	0	27	44	1	7	12	0	0	43	0	134	233	
785	UNIV OF TEXAS HEALTH CENTER AT TYLER	0	0	0	0	0	0	0	0	0	0	0	0	0
	Non-Competitive Contracts**	0	0	0	0	0	0	0	0	0	0	0	0	
787	LAMAR STATE COLLEGE - ORANGE	0	0	0	0	0	0	0	0	0	0	0	0	634
	Non-Competitive Contracts**	0	0	6	0	24	0	0	11	7	0	48	586	

\*Total number of Competitive and Non-Competitive Contracts awarded to HUBs and Non-HUBs.

\*\*Non-Competitive contracts include contracts \$5,000 or less.



## FISCAL YEAR 2023 SEMI-ANNUAL HUB REPORT

### TOTAL NUMBER OF COMPETITIVE AND NON-COMPETITIVE CONTRACTS AWARDED

AGENCY #	AGENCY NAME	AS		BL		HI		AI		WO	DV	HUB TOTAL	NON HUB	GRAND TOTAL
		M	F	M	F	M	F	M	F	F	M			
788	LAMAR STATE COLLEGE - PORT ARTHUR	0	0	0	0	0	0	0	0	0	0	0	0	1,665
	Non-Competitive Contracts**	7	0	14	1	15	2	0	0	42	0	81	1,584	
789	LAMAR INSTITUTE OF TECHNOLOGY	0	0	0	0	0	0	0	0	0	0	0	5	233
	Non-Competitive Contracts**	1	0	0	0	0	0	0	0	32	0	33	195	
802	PARKS AND WILDLIFE DEPARTMENT	2	50	5	3	0	23	0	0	39	0	122	251	2,230
	Non-Competitive Contracts**	7	32	22	8	33	167	2	0	262	4	537	1,320	
808	TEXAS HISTORICAL COMMISSION	0	1	2	0	2	0	0	0	7	0	12	19	1,224
	Non-Competitive Contracts**	14	12	16	1	4	0	1	0	111	5	164	1,029	
809	STATE PRESERVATION BOARD	0	0	0	0	0	0	0	0	0	0	0	0	0
	Non-Competitive Contracts**	0	0	0	0	0	0	0	0	0	0	0	0	

\*Total number of Competitive and Non-Competitive Contracts awarded to HUBs and Non-HUBs.

\*\*Non-Competitive contracts include contracts \$5,000 or less.



**SECTION VII - STATE AGENCY EXPENDITURE DATA**

**TEXAS HISTORICALLY UNDERUTILIZED BUSINESS (HUB) SEMI-ANNUAL REPORT FOR FISCAL YEAR 2023/AGENCY LIST SORTED BY AGENCY NUMBER**

101	TEXAS SENATE	356	TEXAS ETHICS COMMISSION	551	DEPARTMENT OF AGRICULTURE	743	UNIVERSITY OF TEXAS AT SAN ANTONIO
102	HOUSE OF REPRESENTATIVES	359	OFFICE OF PUBLIC INSURANCE COUNSEL	554	TEXAS ANIMAL HEALTH COMMISSION	744	UT HEALTH SCIENCE CENTER - HOUSTON
103	TEXAS LEGISLATIVE COUNCIL	360	STATE OFC OF ADMINISTRATIVE HEARINGS	555	TEXAS A&M AGRILIFE EXTENSION SERVICE	745	UT HEALTH SCIENCE CENTER-SAN ANTONIO
104	LEGISLATIVE BUDGET BOARD	362	TEXAS LOTTERY COMMISSION	556	TEXAS A&M AGRILIFE RESEARCH	746	UT RIO GRANDE VALLEY
105	LEGISLATIVE REFERENCE LIBRARY	364	HEALTH PROFESSIONS COUNCIL	557	TX A&M VETERINARY MED DIAGNOSTIC LAB	749	TEXAS A&M UNIVERSITY - SAN ANTONIO
116	SUNSET ADVISORY BOARD	401	TEXAS MILITARY DEPARTMENT	575	TEXAS DIVISION OF EMERGENCY MANAGEME	750	UNIVERSITY OF TEXAS AT TYLER
201	SUPREME COURT	403	TEXAS VETERANS COMMISSION	576	TEXAS A&M FOREST SERVICE	751	TEXAS A & M UNIVERSITY - COMMERCE
211	COURT OF CRIMINAL APPEALS	405	DEPARTMENT OF PUBLIC SAFETY	578	BOARD OF VETERINARY MED EXAMINERS	752	UNIVERSITY OF NORTH TEXAS
212	OFFICE OF COURT ADMINISTRATION	407	TEXAS COMMISSION ON LAW ENFORCEMENT	580	TEXAS WATER DEVELOPMENT BOARD	753	SAM HOUSTON STATE UNIVERSITY
213	OFFICE OF STATE PROSECUTING ATTORNEY	409	COMMISSION ON JAIL STANDARDS	582	TEXAS COMM ON ENVIRONMENTAL QUALITY	754	TEXAS STATE UNIVERSITY
215	OFFICE OF CAPITAL AND FORENSIC WRITS	411	TX COMMISSION OF FIRE PROTECTION	592	SOIL & WATER CONSERVATION BOARD	755	STEPHEN F AUSTIN STATE UNIVERSITY
221	FIRST COURT OF APPEALS	448	OFFICE OF INJURED EMPLOYEE COUNSEL	601	TEXAS DEPARTMENT OF TRANSPORTATION	756	SUL ROSS STATE UNIVERSITY
222	COURT OF APPEALS - SECOND COURT	450	TX DEPT OF SAVINGS AND MTG LENDING	608	TEXAS DEPARTMENT OF MOTOR VEHICLES	757	WEST TEXAS A & M UNIVERSITY
224	COURT OF APPEALS - FOURTH COURT	451	DEPARTMENT OF BANKING	644	TEXAS JUVENILE JUSTICE DEPT	758	TEXAS STATE UNIVERSITY SYSTEM
225	COURT OF APPEALS - FIFTH COURT	452	TX DEPT OF LICENSING & REGULATION	696	TEXAS DEPT OF CRIMINAL JUSTICE	759	UNIVERSITY OF HOUSTON - CLEAR LAKE
227	COURT OF APPEALS - SEVENTH COURT	454	TEXAS DEPARTMENT OF INSURANCE	701	TEXAS EDUCATION AGENCY	760	TEXAS A & M UNIV - CORPUS CHRISTI
228	COURT OF APPEALS - EIGHTH COURT	455	RAILROAD COMMISSION OF TEXAS	706	NO AGENCY NAME	761	TEXAS A & M INTERNATIONAL UNIVERSITY
230	COURT OF APPEALS - TENTH COURT	456	BOARD OF PLUMBING EXAMINERS	708	TEXAS A&M SYSTEM SHARED SERVICE CTR	763	UNT HEALTH SCIENCE CENTER
231	COURT OF APPEALS - ELEVENTH COURT	457	STATE BOARD OF PUBLIC ACCOUNTANCY	709	TEXAS A&M HEALTH SCIENCE CENTER	764	TEXAS A&M UNIVERSITY-TEXARKANA
232	COURT OF APPEALS - TWELFTH DISTRICT	458	ALCOHOLIC BEVERAGE COMMISSION	710	THE TEXAS A&M UNIVERSITY SYSTEM	765	UNIVERSITY OF HOUSTON-VICTORIA
233	COURT OF APPEALS - THIRTEENTH COURT	459	TX BOARD OF ARCHITECTURAL EXAMINERS	711	TEXAS A & M UNIVERSITY (MAIN UNIV)	768	TEXAS TECH UNIV SYSTEM
234	COURT OF APPEALS -FOURTEENTH COURT	460	TEXAS BD OF PROF ENGINEERS & LAND SU	712	TEXAS A&M ENGINEERING EXPERIMENT STA	769	UNIVERSITY OF NORTH TEXAS SYSTEM
242	COMMISSION ON JUDICIAL CONDUCT	466	CONSUMER CREDIT COMMISSIONER	713	TARLETON STATE UNIVERSITY	770	TEXAS A&M UNIVERSITY - CENTRAL TEXAS
243	STATE LAW LIBRARY	469	CREDIT UNION DEPARTMENT	714	UNIVERSITY OF TEXAS AT ARLINGTON	771	SCHOOL/BLIND AND VISUALLY IMPAIRED
300	OFFICE OF THE GOVERNOR - FISCAL	473	PUBLIC UTILITY COMMISSION OF TEXAS	715	PRAIRIE VIEW A & M UNIVERSITY	772	SCHOOL FOR THE DEAF
301	OFFICE OF THE GOVERNOR	475	OFFICE OF PUBLIC UTILITY COUNSEL	716	TEXAS A&M ENGINEERING EXTENSION SERV	773	UNIVERSITY OF NORTH TEXAS AT DALLAS
302	OFFICE OF THE ATTORNEY GENERAL	476	TEXAS RACING COMMISSION	717	TEXAS SOUTHERN UNIVERSITY	774	TEXAS TECH HSC - EL PASO
303	TEXAS FACILITIES COMMISSION	477	COMM/STATE EMERGENCY COMMUNICATION	718	TEXAS A & M UNIVERSITY AT GALVESTON	781	TX HIGHER EDUCATION COORD BOARD
304	COMPTRROLLER OF PUBLIC ACCOUNTS	479	STATE OFFICE OF RISK MANAGEMENT	719	TEXAS STATE TECHNICAL COLLEGE	783	UNIVERSITY OF HOUSTON - SYSTEM
305	GENERAL LAND OFFICE	481	BOARD OF PROFESSIONAL GEOSCIENTISTS	720	UNIVERSITY OF TEXAS SYSTEM	784	UNIVERSITY OF HOUSTON - DOWNTOWN
306	TEXAS STATE LIBRARY & ARCHIVES COMM	503	TEXAS MEDICAL BOARD	721	UNIVERSITY OF TEXAS AT AUSTIN	785	UNIV OF TEXAS HEALTH CENTER AT TYLER
307	SECRETARY OF STATE	504	TX STATE BOARD OF DENTAL EXAMINERS	723	UNIVERSITY OF TEXAS MEDICAL BRANCH	787	LAMAR STATE COLLEGE - ORANGE
308	STATE AUDITOR'S OFFICE	506	UT MD ANDERSON CANCER CENTER	724	UNIVERSITY OF TEXAS AT EL PASO	788	LAMAR STATE COLLEGE - PORT ARTHUR
312	STATE SECURITIES BOARD	507	TEXAS BOARD OF NURSING	727	TEXAS A&M TRANSPORTATION INSTITUTE	789	LAMAR INSTITUTE OF TECHNOLOGY
313	DEPARTMENT OF INFORMATION RESOURCES	508	BOARD OF CHIROPRACTIC EXAMINERS	729	UT SOUTHWESTERN MEDICAL CENTER	802	PARKS AND WILDLIFE DEPARTMENT
315	PREPAID HIGHER ED. TUITION BOARD	510	TEXAS BEHAVIORAL HEALTH EXECUTIVE CO	730	UNIVERSITY OF HOUSTON	808	TEXAS HISTORICAL COMMISSION
320	TEXAS WORKFORCE COMMISSION	513	TEXAS FUNERAL SERVICE COMMISSION	731	TEXAS WOMAN'S UNIVERSITY	809	STATE PRESERVATION BOARD
323	TEACHER RETIREMENT SYSTEM OF TEXAS	514	TEXAS OPTOMETRY BOARD	732	TEXAS A & M UNIVERSITY - KINGSVILLE	813	TEXAS COMMISSION ON THE ARTS
326	TX EMERGENCY SVCS RETIREMENT SYST	515	TEXAS STATE BOARD OF PHARMACY	733	TEXAS TECH UNIVERSITY	902	COMPTRROLLER / FISCAL
327	EMPLOYEES RETIREMENT SYSTEM	529	HEALTH & HUMAN SERVICES COMMISSION	734	LAMAR UNIVERSITY - BEAUMONT	907	STATE ENERGY CONSERVATION OFFICE
329	REAL ESTATE COMMISSION	530	DEPT FAMILY AND PROTECTIVE SERVICES	735	MIDWESTERN STATE UNIVERSITY	908	TEXAS BULLION DEPOSITORY (PT OF 902)
332	TX DEPT OF HOUSING & COMM AFFAIRS	533	EXEC CNCL OF PHYSICAL & OCC THERAPY	737	ANGELO STATE UNIVERSITY	909	TEXAS BROADBAND DEVELOPMENT OFFICE
338	STATE PENSION REVIEW BOARD	535	TX LOW LEVEL RADIOACTIVE WASTE COMM	738	UNIVERSITY OF TEXAS AT DALLAS		
347	TEXAS PUBLIC FINANCE AUTHORITY	537	DEPARTMENT OF STATE HEALTH SERVICES	739	TX TECH UNIV HEALTH SCIENCES CENTER		
352	TEXAS BOND REVIEW BOARD	542	CANCER PREVENTION AND RESEARCH INSTI	742	UNIV OF TEX OF THE PERMIAN BASIN		

**TEXAS HISTORICALLY UNDERUTILIZED BUSINESS (HUB) SEMI-ANNUAL REPORT FOR FISCAL YEAR 2023/AGENCY LIST SORTED BY AGENCY NAME**

458	ALCOHOLIC BEVERAGE COMMISSION	706	NO AGENCY NAME	760	TEXAS A & M UNIV - CORPUS CHRISTI	768	TEXAS TECH UNIV SYSTEM
737	ANGELO STATE UNIVERSITY	215	OFFICE OF CAPITAL AND FORENSIC WRITS	718	TEXAS A & M UNIVERSITY AT GALVESTON	403	TEXAS VETERANS COMMISSION
508	BOARD OF CHIROPRACTIC EXAMINERS	212	OFFICE OF COURT ADMINISTRATION	770	TEXAS A&M UNIVERSITY - CENTRAL TEXAS	580	TEXAS WATER DEVELOPMENT BOARD
456	BOARD OF PLUMBING EXAMINERS	448	OFFICE OF INJURED EMPLOYEE COUNSEL	751	TEXAS A & M UNIVERSITY - COMMERCE	731	TEXAS WOMAN'S UNIVERSITY
481	BOARD OF PROFESSIONAL GEOSCIENTISTS	359	OFFICE OF PUBLIC INSURANCE COUNSEL	732	TEXAS A & M UNIVERSITY - KINGSVILLE	320	TEXAS WORKFORCE COMMISSION
578	BOARD OF VETERINARY MED EXAMINERS	475	OFFICE OF PUBLIC UTILITY COUNSEL	711	TEXAS A & M UNIVERSITY (MAIN UNIV)	710	THE TEXAS A&M UNIVERSITY SYSTEM
542	CANCER PREVENTION AND RESEARCH INSTI	213	OFFICE OF STATE PROSECUTING ATTORNEY	749	TEXAS A&M UNIVERSITY - SAN ANTONIO	557	TX A&M VETERINARY MED DIAGNOSTIC LAB
409	COMMISSION ON JAIL STANDARDS	302	OFFICE OF THE ATTORNEY GENERAL	764	TEXAS A&M UNIVERSITY-TEXARKANA	459	TX BOARD OF ARCHITECTURAL EXAMINERS
242	COMMISSION ON JUDICIAL CONDUCT	301	OFFICE OF THE GOVERNOR	554	TEXAS ANIMAL HEALTH COMMISSION	411	TX COMMISSION OF FIRE PROTECTION
477	COMM/STATE EMERGENCY COMMUNICATION	300	OFFICE OF THE GOVERNOR - FISCAL	460	TEXAS BD OF PROF ENGINEERS & LAND SU	332	TX DEPT OF HOUSING & COMM AFFAIRS
902	COMPTRROLLER / FISCAL	802	PARKS AND WILDLIFE DEPARTMENT	510	TEXAS BEHAVIORAL HEALTH EXECUTIVE CO	452	TX DEPT OF LICENSING & REGULATION
304	COMPTRROLLER OF PUBLIC ACCOUNTS	715	PRAIRIE VIEW A & M UNIVERSITY	507	TEXAS BOARD OF NURSING	450	TX DEPT OF SAVINGS AND MTG LENDING
466	CONSUMER CREDIT COMMISSIONER	315	PREPAID HIGHER ED. TUITION BOARD	352	TEXAS BOND REVIEW BOARD	326	TX EMERGENCY SVCS RETIREMENT SYST
228	COURT OF APPEALS - EIGHTH COURT	473	PUBLIC UTILITY COMMISSION OF TEXAS	909	TEXAS BROADBAND DEVELOPMENT OFFICE	781	TX HIGHER EDUCATION COORD BOARD
231	COURT OF APPEALS - ELEVENTH COURT	455	RAILROAD COMMISSION OF TEXAS	908	TEXAS BULLION DEPOSITORY (PT OF 902)	535	TX LOW LEVEL RADIOACTIVE WASTE COMM
225	COURT OF APPEALS - FIFTH COURT	329	REAL ESTATE COMMISSION	407	TEXAS COMMISSION ON LAW ENFORCEMENT	504	TX STATE BOARD OF DENTAL EXAMINERS
234	COURT OF APPEALS -FOURTEENTH COURT	753	SAM HOUSTON STATE UNIVERSITY	813	TEXAS COMMISSION ON THE ARTS	739	TX TECH UNIV HEALTH SCIENCES CENTER
224	COURT OF APPEALS - FOURTH COURT	771	SCHOOL/BLIND AND VISUALLY IMPAIRED	582	TEXAS COMM ON ENVIRONMENTAL QUALITY	730	UNIVERSITY OF HOUSTON
222	COURT OF APPEALS - SECOND COURT	772	SCHOOL FOR THE DEAF	454	TEXAS DEPARTMENT OF INSURANCE	759	UNIVERSITY OF HOUSTON - CLEAR LAKE
227	COURT OF APPEALS - SEVENTH COURT	307	SECRETARY OF STATE	608	TEXAS DEPARTMENT OF MOTOR VEHICLES	784	UNIVERSITY OF HOUSTON - DOWNTOWN
230	COURT OF APPEALS - TENTH COURT	592	SOIL & WATER CONSERVATION BOARD	601	TEXAS DEPARTMENT OF TRANSPORTATION	783	UNIVERSITY OF HOUSTON - SYSTEM
233	COURT OF APPEALS - THIRTEENTH COURT	308	STATE AUDITOR'S OFFICE	696	TEXAS DEPT OF CRIMINAL JUSTICE	765	UNIVERSITY OF HOUSTON-VICTORIA
232	COURT OF APPEALS - TWELFTH DISTRICT	457	STATE BOARD OF PUBLIC ACCOUNTANCY	575	TEXAS DIVISION OF EMERGENCY MANAGEME	752	UNIVERSITY OF NORTH TEXAS
211	COURT OF CRIMINAL APPEALS	907	STATE ENERGY CONSERVATION OFFICE	701	TEXAS EDUCATION AGENCY	773	UNIVERSITY OF NORTH TEXAS AT DALLAS
469	CREDIT UNION DEPARTMENT	243	STATE LAW LIBRARY	356	TEXAS ETHICS COMMISSION	769	UNIVERSITY OF NORTH TEXAS SYSTEM
551	DEPARTMENT OF AGRICULTURE	360	STATE OFC OF ADMINISTRATIVE HEARINGS	303	TEXAS FACILITIES COMMISSION	714	UNIVERSITY OF TEXAS AT ARLINGTON
451	DEPARTMENT OF BANKING	479	STATE OFFICE OF RISK MANAGEMENT	513	TEXAS FUNERAL SERVICE COMMISSION	721	UNIVERSITY OF TEXAS AT AUSTIN
313	DEPARTMENT OF INFORMATION RESOURCES	338	STATE PENSION REVIEW BOARD	808	TEXAS HISTORICAL COMMISSION	738	UNIVERSITY OF TEXAS AT DALLAS
405	DEPARTMENT OF PUBLIC SAFETY	809	STATE PRESERVATION BOARD	644	TEXAS JUVENILE JUSTICE DEPT	724	UNIVERSITY OF TEXAS AT EL PASO
537	DEPARTMENT OF STATE HEALTH SERVICES	312	STATE SECURITIES BOARD	103	TEXAS LEGISLATIVE COUNCIL	743	UNIVERSITY OF TEXAS AT SAN ANTONIO
530	DEPT FAMILY AND PROTECTIVE SERVICES	755	STEPHEN F AUSTIN STATE UNIVERSITY	362	TEXAS LOTTERY COMMISSION	750	UNIVERSITY OF TEXAS AT TYLER
327	EMPLOYEES RETIREMENT SYSTEM	756	SUL ROSS STATE UNIVERSITY	503	TEXAS MEDICAL BOARD	723	UNIVERSITY OF TEXAS MEDICAL BRANCH
533	EXEC CNCL OF PHYSICAL & OCC THERAPY	116	SUNSET ADVISORY BOARD	401	TEXAS MILITARY DEPARTMENT	720	UNIVERSITY OF TEXAS SYSTEM
221	FIRST COURT OF APPEALS	201	SUPREME COURT	514	TEXAS OPTOMETRY BOARD	785	UNIV OF TEXAS HEALTH CENTER AT TYLER
305	GENERAL LAND OFFICE	713	TARLETON STATE UNIVERSITY	347	TEXAS PUBLIC FINANCE AUTHORITY	742	UNIV OF TEX OF THE PERMIAN BASIN
529	HEALTH & HUMAN SERVICES COMMISSION	323	TEACHER RETIREMENT SYSTEM OF TEXAS	476	TEXAS RACING COMMISSION	763	UNT HEALTH SCIENCE CENTER
364	HEALTH PROFESSIONS COUNCIL	555	TEXAS A&M AGRILIFE EXTENSION SERVICE	101	TEXAS SENATE	744	UT HEALTH SCIENCE CENTER - HOUSTON
102	HOUSE OF REPRESENTATIVES	556	TEXAS A&M AGRILIFE RESEARCH	717	TEXAS SOUTHERN UNIVERSITY	745	UT HEALTH SCIENCE CENTER-SAN ANTONIO
789	LAMAR INSTITUTE OF TECHNOLOGY	712	TEXAS A&M ENGINEERING EXPERIMENT STA	515	TEXAS STATE BOARD OF PHARMACY	506	UT MD ANDERSON CANCER CENTER
787	LAMAR STATE COLLEGE - ORANGE	716	TEXAS A&M ENGINEERING EXTENSION SERV	306	TEXAS STATE LIBRARY & ARCHIVES COMM	746	UT RIO GRANDE VALLEY
788	LAMAR STATE COLLEGE - PORT ARTHUR	576	TEXAS A&M FOREST SERVICE	719	TEXAS STATE TECHNICAL COLLEGE	729	UT SOUTHWESTERN MEDICAL CENTER
734	LAMAR UNIVERSITY - BEAUMONT	709	TEXAS A&M HEALTH SCIENCE CENTER	754	TEXAS STATE UNIVERSITY	757	WEST TEXAS A & M UNIVERSITY
104	LEGISLATIVE BUDGET BOARD	761	TEXAS A & M INTERNATIONAL UNIVERSITY	758	TEXAS STATE UNIVERSITY SYSTEM		
105	LEGISLATIVE REFERENCE LIBRARY	708	TEXAS A&M SYSTEM SHARED SERVICE CTR	774	TEXAS TECH HSC - EL PASO		
735	MIDWESTERN STATE UNIVERSITY	727	TEXAS A&M TRANSPORTATION INSTITUTE	733	TEXAS TECH UNIVERSITY		



TEXAS HISTORICALLY UNDERUTILIZED BUSINESS (HUB) SEMI-ANNUAL REPORT RECEIVED FOR FISCAL YEAR 2023

SECTION VII - STATE AGENCY EXPENDITURE DATA

FUND TYPE	TOTAL EXPENDITURE	TOTAL SPENT WITH HUBS AMOUNT / %	BLACK AMOUNT / %	HISPANIC AMOUNT / %	WOMAN AMOUNT / %	ASIAN PACIFIC AMOUNT / %	NATIVE AMERICAN AMOUNT / %	SERVICE-DISABLED VETERAN AMOUNT / %
-----------	-------------------	----------------------------------	------------------	---------------------	------------------	--------------------------	----------------------------	-------------------------------------

101 - TEXAS SENATE - HEAVY CONSTRUCTION UNADJUSTED GOAL IS 11.2%

T	0	0 / 0%	0 / 0%	0 / 0%	0 / 0%	0 / 0%	0 / 0%	0 / 0%
N	0	0 / 0%	0 / 0%	0 / 0%	0 / 0%	0 / 0%	0 / 0%	0 / 0%
S	***	0 / 0%	0 / 0%	0 / 0%	0 / 0%	0 / 0%	0 / 0%	0 / 0%
-TC	0	0 / 0%	0 / 0%	0 / 0%	0 / 0%	0 / 0%	0 / 0%	0 / 0%
-I	0	0 / 0%	0 / 0%	0 / 0%	0 / 0%	0 / 0%	0 / 0%	0 / 0%
	<b>0</b>	<b>0 / 0%</b>	<b>0 / 0%</b>	<b>0 / 0%</b>	<b>0 / 0%</b>	<b>0 / 0%</b>	<b>0 / 0%</b>	<b>0 / 0%</b>

101 - TEXAS SENATE - BUILDING CONSTRUCTION UNADJUSTED GOAL IS 21.1%

T	0	0 / 0%	0 / 0%	0 / 0%	0 / 0%	0 / 0%	0 / 0%	0 / 0%
N	0	0 / 0%	0 / 0%	0 / 0%	0 / 0%	0 / 0%	0 / 0%	0 / 0%
S	***	0 / 0%	0 / 0%	0 / 0%	0 / 0%	0 / 0%	0 / 0%	0 / 0%
-TC	0	0 / 0%	0 / 0%	0 / 0%	0 / 0%	0 / 0%	0 / 0%	0 / 0%
-I	0	0 / 0%	0 / 0%	0 / 0%	0 / 0%	0 / 0%	0 / 0%	0 / 0%
	<b>0</b>	<b>0 / 0%</b>	<b>0 / 0%</b>	<b>0 / 0%</b>	<b>0 / 0%</b>	<b>0 / 0%</b>	<b>0 / 0%</b>	<b>0 / 0%</b>

101 - TEXAS SENATE - SPECIAL TRADE UNADJUSTED GOAL IS 32.9%

T	0	0 / 0%	0 / 0%	0 / 0%	0 / 0%	0 / 0%	0 / 0%	0 / 0%
N	0	0 / 0%	0 / 0%	0 / 0%	0 / 0%	0 / 0%	0 / 0%	0 / 0%
S	***	0 / 0%	0 / 0%	0 / 0%	0 / 0%	0 / 0%	0 / 0%	0 / 0%
-TC	0	0 / 0%	0 / 0%	0 / 0%	0 / 0%	0 / 0%	0 / 0%	0 / 0%
-I	0	0 / 0%	0 / 0%	0 / 0%	0 / 0%	0 / 0%	0 / 0%	0 / 0%
	<b>0</b>	<b>0 / 0%</b>	<b>0 / 0%</b>	<b>0 / 0%</b>	<b>0 / 0%</b>	<b>0 / 0%</b>	<b>0 / 0%</b>	<b>0 / 0%</b>

\*\*\* DOLLARS REPORTED BUT NOT SHOWN IN THESE COLUMNS. T=TREASURY, N=NON-TREASURY, S=SUBCONTRACTOR FUNDS & PROCUREMENT CARD HUB PURCHASES, TC=TERM CONTRACT, I= INTER GOVERNMENTAL



TEXAS HISTORICALLY UNDERUTILIZED BUSINESS (HUB) SEMI-ANNUAL REPORT RECEIVED FOR FISCAL YEAR 2023

SECTION VII - STATE AGENCY EXPENDITURE DATA

FUND TYPE	TOTAL EXPENDITURE	TOTAL SPENT WITH HUBS AMOUNT / %	BLACK AMOUNT / %	HISPANIC AMOUNT / %	WOMAN AMOUNT / %	ASIAN PACIFIC AMOUNT / %	NATIVE AMERICAN AMOUNT / %	SERVICE-DISABLED VETERAN AMOUNT / %
-----------	-------------------	----------------------------------	------------------	---------------------	------------------	--------------------------	----------------------------	-------------------------------------

101 - TEXAS SENATE - PROFESSIONAL SERVICES UNADJUSTED GOAL IS 23.7%

T	0	0 / 0%	0 / 0%	0 / 0%	0 / 0%	0 / 0%	0 / 0%	0 / 0%
N	0	0 / 0%	0 / 0%	0 / 0%	0 / 0%	0 / 0%	0 / 0%	0 / 0%
S	***	0 / 0%	0 / 0%	0 / 0%	0 / 0%	0 / 0%	0 / 0%	0 / 0%
-TC	0	0 / 0%	0 / 0%	0 / 0%	0 / 0%	0 / 0%	0 / 0%	0 / 0%
-I	0	0 / 0%	0 / 0%	0 / 0%	0 / 0%	0 / 0%	0 / 0%	0 / 0%
	<b>0</b>	<b>0 / 0%</b>	<b>0 / 0%</b>	<b>0 / 0%</b>	<b>0 / 0%</b>	<b>0 / 0%</b>	<b>0 / 0%</b>	<b>0 / 0%</b>

101 - TEXAS SENATE - OTHER SERVICES UNADJUSTED GOAL IS 26%

T	\$297,002	\$92,672 / 31.20%	0 / 0%	0 / 0%	\$92,672 / 31.20%	0 / 0%	0 / 0%	0 / 0%
N	0	0 / 0%	0 / 0%	0 / 0%	0 / 0%	0 / 0%	0 / 0%	0 / 0%
S	***	0 / 0%	0 / 0%	0 / 0%	0 / 0%	0 / 0%	0 / 0%	0 / 0%
-TC	0	0 / 0%	0 / 0%	0 / 0%	0 / 0%	0 / 0%	0 / 0%	0 / 0%
-I	0	0 / 0%	0 / 0%	0 / 0%	0 / 0%	0 / 0%	0 / 0%	0 / 0%
	<b>\$297,002</b>	<b>\$92,672 / 31.20%</b>	<b>0 / 0%</b>	<b>0 / 0%</b>	<b>\$92,672 / 31.20%</b>	<b>0 / 0%</b>	<b>0 / 0%</b>	<b>0 / 0%</b>

101 - TEXAS SENATE - COMMODITY PURCHASING UNADJUSTED GOAL IS 21.1%

T	\$435,420	\$52,138 / 11.97%	0 / 0%	0 / 0%	\$52,138 / 11.97%	0 / 0%	0 / 0%	0 / 0%
N	0	0 / 0%	0 / 0%	0 / 0%	0 / 0%	0 / 0%	0 / 0%	0 / 0%
S	***	0 / 0%	0 / 0%	0 / 0%	0 / 0%	0 / 0%	0 / 0%	0 / 0%
-TC	0	0 / 0%	0 / 0%	0 / 0%	0 / 0%	0 / 0%	0 / 0%	0 / 0%
-I	0	0 / 0%	0 / 0%	0 / 0%	0 / 0%	0 / 0%	0 / 0%	0 / 0%
	<b>\$435,420</b>	<b>\$52,138 / 11.97%</b>	<b>0 / 0%</b>	<b>0 / 0%</b>	<b>\$52,138 / 11.97%</b>	<b>0 / 0%</b>	<b>0 / 0%</b>	<b>0 / 0%</b>

\*\*\* DOLLARS REPORTED BUT NOT SHOWN IN THESE COLUMNS. T=TREASURY, N=NON-TREASURY, S=SUBCONTRACTOR FUNDS & PROCUREMENT CARD HUB PURCHASES, TC=TERM CONTRACT, I= INTER GOVERNMENTAL



TEXAS HISTORICALLY UNDERUTILIZED BUSINESS (HUB) SEMI-ANNUAL REPORT RECEIVED FOR FISCAL YEAR 2023

SECTION VII - STATE AGENCY EXPENDITURE DATA

FUND TYPE	TOTAL EXPENDITURE	TOTAL SPENT WITH HUBS AMOUNT / %	BLACK AMOUNT / %	HISPANIC AMOUNT / %	WOMAN AMOUNT / %	ASIAN PACIFIC AMOUNT / %	NATIVE AMERICAN AMOUNT / %	SERVICE-DISABLED VETERAN AMOUNT / %
<b>101 - TEXAS SENATE - Statewide Grand Total Expenditures</b>								
T	\$732,422	\$144,810 / 19.77%	0 / 0%	0 / 0%	\$144,810 / 19.77%	0 / 0%	0 / 0%	0 / 0%
N	0	0 / 0%	0 / 0%	0 / 0%	0 / 0%	0 / 0%	0 / 0%	0 / 0%
S	***	0 / 0%	0 / 0%	0 / 0%	0 / 0%	0 / 0%	0 / 0%	0 / 0%
-TC	0	0 / 0%	0 / 0%	0 / 0%	0 / 0%	0 / 0%	0 / 0%	0 / 0%
-I	0	0 / 0%	0 / 0%	0 / 0%	0 / 0%	0 / 0%	0 / 0%	0 / 0%
	<b>\$732,422</b>	<b>\$144,810 / 19.77%</b>	<b>0 / 0%</b>	<b>0 / 0%</b>	<b>\$144,810 / 19.77%</b>	<b>0 / 0%</b>	<b>0 / 0%</b>	<b>0 / 0%</b>

\*\*\* DOLLARS REPORTED BUT NOT SHOWN IN THESE COLUMNS. T=TREASURY, N=NON-TREASURY, S=SUBCONTRACTOR FUNDS & PROCUREMENT CARD HUB PURCHASES, TC=TERM CONTRACT, I= INTER GOVERNMENTAL



TEXAS HISTORICALLY UNDERUTILIZED BUSINESS (HUB) SEMI-ANNUAL REPORT RECEIVED FOR FISCAL YEAR 2023

SECTION VII - STATE AGENCY EXPENDITURE DATA

FUND TYPE	TOTAL EXPENDITURE	TOTAL SPENT WITH HUBS AMOUNT / %	BLACK AMOUNT / %	HISPANIC AMOUNT / %	WOMAN AMOUNT / %	ASIAN PACIFIC AMOUNT / %	NATIVE AMERICAN AMOUNT / %	SERVICE-DISABLED VETERAN AMOUNT / %
-----------	-------------------	----------------------------------	------------------	---------------------	------------------	--------------------------	----------------------------	-------------------------------------

102 - HOUSE OF REPRESENTATIVES - HEAVY CONSTRUCTION UNADJUSTED GOAL IS 11.2%

T	0	0 / 0%	0 / 0%	0 / 0%	0 / 0%	0 / 0%	0 / 0%	0 / 0%
N	0	0 / 0%	0 / 0%	0 / 0%	0 / 0%	0 / 0%	0 / 0%	0 / 0%
S	***	0 / 0%	0 / 0%	0 / 0%	0 / 0%	0 / 0%	0 / 0%	0 / 0%
-TC	0	0 / 0%	0 / 0%	0 / 0%	0 / 0%	0 / 0%	0 / 0%	0 / 0%
-I	0	0 / 0%	0 / 0%	0 / 0%	0 / 0%	0 / 0%	0 / 0%	0 / 0%
	<b>0</b>	<b>0 / 0%</b>	<b>0 / 0%</b>	<b>0 / 0%</b>	<b>0 / 0%</b>	<b>0 / 0%</b>	<b>0 / 0%</b>	<b>0 / 0%</b>

102 - HOUSE OF REPRESENTATIVES - BUILDING CONSTRUCTION UNADJUSTED GOAL IS 21.1%

T	0	0 / 0%	0 / 0%	0 / 0%	0 / 0%	0 / 0%	0 / 0%	0 / 0%
N	0	0 / 0%	0 / 0%	0 / 0%	0 / 0%	0 / 0%	0 / 0%	0 / 0%
S	***	0 / 0%	0 / 0%	0 / 0%	0 / 0%	0 / 0%	0 / 0%	0 / 0%
-TC	0	0 / 0%	0 / 0%	0 / 0%	0 / 0%	0 / 0%	0 / 0%	0 / 0%
-I	0	0 / 0%	0 / 0%	0 / 0%	0 / 0%	0 / 0%	0 / 0%	0 / 0%
	<b>0</b>	<b>0 / 0%</b>	<b>0 / 0%</b>	<b>0 / 0%</b>	<b>0 / 0%</b>	<b>0 / 0%</b>	<b>0 / 0%</b>	<b>0 / 0%</b>

102 - HOUSE OF REPRESENTATIVES - SPECIAL TRADE UNADJUSTED GOAL IS 32.9%

T	0	0 / 0%	0 / 0%	0 / 0%	0 / 0%	0 / 0%	0 / 0%	0 / 0%
N	0	0 / 0%	0 / 0%	0 / 0%	0 / 0%	0 / 0%	0 / 0%	0 / 0%
S	***	0 / 0%	0 / 0%	0 / 0%	0 / 0%	0 / 0%	0 / 0%	0 / 0%
-TC	0	0 / 0%	0 / 0%	0 / 0%	0 / 0%	0 / 0%	0 / 0%	0 / 0%
-I	0	0 / 0%	0 / 0%	0 / 0%	0 / 0%	0 / 0%	0 / 0%	0 / 0%
	<b>0</b>	<b>0 / 0%</b>	<b>0 / 0%</b>	<b>0 / 0%</b>	<b>0 / 0%</b>	<b>0 / 0%</b>	<b>0 / 0%</b>	<b>0 / 0%</b>

\*\*\* DOLLARS REPORTED BUT NOT SHOWN IN THESE COLUMNS. T=TREASURY, N=NON-TREASURY, S=SUBCONTRACTOR FUNDS & PROCUREMENT CARD HUB PURCHASES, TC=TERM CONTRACT, I= INTER GOVERNMENTAL



TEXAS HISTORICALLY UNDERUTILIZED BUSINESS (HUB) SEMI-ANNUAL REPORT RECEIVED FOR FISCAL YEAR 2023

SECTION VII - STATE AGENCY EXPENDITURE DATA

FUND TYPE	TOTAL EXPENDITURE	TOTAL SPENT WITH HUBS AMOUNT / %	BLACK AMOUNT / %	HISPANIC AMOUNT / %	WOMAN AMOUNT / %	ASIAN PACIFIC AMOUNT / %	NATIVE AMERICAN AMOUNT / %	SERVICE-DISABLED VETERAN AMOUNT / %
-----------	-------------------	----------------------------------	------------------	---------------------	------------------	--------------------------	----------------------------	-------------------------------------

102 - HOUSE OF REPRESENTATIVES - PROFESSIONAL SERVICES UNADJUSTED GOAL IS 23.7%

T	0	0 / 0%	0 / 0%	0 / 0%	0 / 0%	0 / 0%	0 / 0%	0 / 0%
N	0	0 / 0%	0 / 0%	0 / 0%	0 / 0%	0 / 0%	0 / 0%	0 / 0%
S	***	0 / 0%	0 / 0%	0 / 0%	0 / 0%	0 / 0%	0 / 0%	0 / 0%
-TC	0	0 / 0%	0 / 0%	0 / 0%	0 / 0%	0 / 0%	0 / 0%	0 / 0%
-I	0	0 / 0%	0 / 0%	0 / 0%	0 / 0%	0 / 0%	0 / 0%	0 / 0%
	<b>0</b>	<b>0 / 0%</b>	<b>0 / 0%</b>	<b>0 / 0%</b>	<b>0 / 0%</b>	<b>0 / 0%</b>	<b>0 / 0%</b>	<b>0 / 0%</b>

102 - HOUSE OF REPRESENTATIVES - OTHER SERVICES UNADJUSTED GOAL IS 26%

T	\$355,210	\$24,129 / 6.79%	0 / 0%	0 / 0%	\$24,129 / 6.79%	0 / 0%	0 / 0%	0 / 0%
N	0	0 / 0%	0 / 0%	0 / 0%	0 / 0%	0 / 0%	0 / 0%	0 / 0%
S	***	0 / 0%	0 / 0%	0 / 0%	0 / 0%	0 / 0%	0 / 0%	0 / 0%
-TC	0	0 / 0%	0 / 0%	0 / 0%	0 / 0%	0 / 0%	0 / 0%	0 / 0%
-I	0	0 / 0%	0 / 0%	0 / 0%	0 / 0%	0 / 0%	0 / 0%	0 / 0%
	<b>\$355,210</b>	<b>\$24,129 / 6.79%</b>	<b>0 / 0%</b>	<b>0 / 0%</b>	<b>\$24,129 / 6.79%</b>	<b>0 / 0%</b>	<b>0 / 0%</b>	<b>0 / 0%</b>

102 - HOUSE OF REPRESENTATIVES - COMMODITY PURCHASING UNADJUSTED GOAL IS 21.1%

T	\$394,824	\$43,582 / 11.04%	0 / 0%	0 / 0%	\$43,582 / 11.04%	0 / 0%	0 / 0%	0 / 0%
N	0	0 / 0%	0 / 0%	0 / 0%	0 / 0%	0 / 0%	0 / 0%	0 / 0%
S	***	0 / 0%	0 / 0%	0 / 0%	0 / 0%	0 / 0%	0 / 0%	0 / 0%
-TC	0	0 / 0%	0 / 0%	0 / 0%	0 / 0%	0 / 0%	0 / 0%	0 / 0%
-I	0	0 / 0%	0 / 0%	0 / 0%	0 / 0%	0 / 0%	0 / 0%	0 / 0%
	<b>\$394,824</b>	<b>\$43,582 / 11.04%</b>	<b>0 / 0%</b>	<b>0 / 0%</b>	<b>\$43,582 / 11.04%</b>	<b>0 / 0%</b>	<b>0 / 0%</b>	<b>0 / 0%</b>

\*\*\* DOLLARS REPORTED BUT NOT SHOWN IN THESE COLUMNS. T=TREASURY, N=NON-TREASURY, S=SUBCONTRACTOR FUNDS & PROCUREMENT CARD HUB PURCHASES, TC=TERM CONTRACT, I= INTER GOVERNMENT





TEXAS HISTORICALLY UNDERUTILIZED BUSINESS (HUB) SEMI-ANNUAL REPORT RECEIVED FOR FISCAL YEAR 2023

SECTION VII - STATE AGENCY EXPENDITURE DATA

FUND TYPE	TOTAL EXPENDITURE	TOTAL SPENT WITH HUBS AMOUNT / %	BLACK AMOUNT / %	HISPANIC AMOUNT / %	WOMAN AMOUNT / %	ASIAN PACIFIC AMOUNT / %	NATIVE AMERICAN AMOUNT / %	SERVICE-DISABLED VETERAN AMOUNT / %
<b>102 - HOUSE OF REPRESENTATIVES - Statewide Grand Total Expenditures</b>								
T	\$750,034	\$67,711 / 9.03%	0 / 0%	0 / 0%	\$67,711 / 9.03%	0 / 0%	0 / 0%	0 / 0%
N	0	0 / 0%	0 / 0%	0 / 0%	0 / 0%	0 / 0%	0 / 0%	0 / 0%
S	***	0 / 0%	0 / 0%	0 / 0%	0 / 0%	0 / 0%	0 / 0%	0 / 0%
-TC	0	0 / 0%	0 / 0%	0 / 0%	0 / 0%	0 / 0%	0 / 0%	0 / 0%
-I	0	0 / 0%	0 / 0%	0 / 0%	0 / 0%	0 / 0%	0 / 0%	0 / 0%
	<b>\$750,034</b>	<b>\$67,711 / 9.03%</b>	<b>0 / 0%</b>	<b>0 / 0%</b>	<b>\$67,711 / 9.03%</b>	<b>0 / 0%</b>	<b>0 / 0%</b>	<b>0 / 0%</b>

\*\*\* DOLLARS REPORTED BUT NOT SHOWN IN THESE COLUMNS. T=TREASURY, N=NON-TREASURY, S=SUBCONTRACTOR FUNDS & PROCUREMENT CARD HUB PURCHASES, TC=TERM CONTRACT, I= INTER GOVERNMENTAL



TEXAS HISTORICALLY UNDERUTILIZED BUSINESS (HUB) SEMI-ANNUAL REPORT RECEIVED FOR FISCAL YEAR 2023

SECTION VII - STATE AGENCY EXPENDITURE DATA

FUND TYPE	TOTAL EXPENDITURE	TOTAL SPENT WITH HUBS AMOUNT / %	BLACK AMOUNT / %	HISPANIC AMOUNT / %	WOMAN AMOUNT / %	ASIAN PACIFIC AMOUNT / %	NATIVE AMERICAN AMOUNT / %	SERVICE-DISABLED VETERAN AMOUNT / %
-----------	-------------------	----------------------------------	------------------	---------------------	------------------	--------------------------	----------------------------	-------------------------------------

103 - TEXAS LEGISLATIVE COUNCIL - HEAVY CONSTRUCTION UNADJUSTED GOAL IS 11.2%

T	0	0 / 0%	0 / 0%	0 / 0%	0 / 0%	0 / 0%	0 / 0%	0 / 0%
N	0	0 / 0%	0 / 0%	0 / 0%	0 / 0%	0 / 0%	0 / 0%	0 / 0%
S	***	0 / 0%	0 / 0%	0 / 0%	0 / 0%	0 / 0%	0 / 0%	0 / 0%
-TC	0	0 / 0%	0 / 0%	0 / 0%	0 / 0%	0 / 0%	0 / 0%	0 / 0%
-I	0	0 / 0%	0 / 0%	0 / 0%	0 / 0%	0 / 0%	0 / 0%	0 / 0%
	<b>0</b>	<b>0 / 0%</b>	<b>0 / 0%</b>	<b>0 / 0%</b>	<b>0 / 0%</b>	<b>0 / 0%</b>	<b>0 / 0%</b>	<b>0 / 0%</b>

103 - TEXAS LEGISLATIVE COUNCIL - BUILDING CONSTRUCTION UNADJUSTED GOAL IS 21.1%

T	0	0 / 0%	0 / 0%	0 / 0%	0 / 0%	0 / 0%	0 / 0%	0 / 0%
N	0	0 / 0%	0 / 0%	0 / 0%	0 / 0%	0 / 0%	0 / 0%	0 / 0%
S	***	0 / 0%	0 / 0%	0 / 0%	0 / 0%	0 / 0%	0 / 0%	0 / 0%
-TC	0	0 / 0%	0 / 0%	0 / 0%	0 / 0%	0 / 0%	0 / 0%	0 / 0%
-I	0	0 / 0%	0 / 0%	0 / 0%	0 / 0%	0 / 0%	0 / 0%	0 / 0%
	<b>0</b>	<b>0 / 0%</b>	<b>0 / 0%</b>	<b>0 / 0%</b>	<b>0 / 0%</b>	<b>0 / 0%</b>	<b>0 / 0%</b>	<b>0 / 0%</b>

103 - TEXAS LEGISLATIVE COUNCIL - SPECIAL TRADE UNADJUSTED GOAL IS 32.9%

T	\$11,695	0 / 0%	0 / 0%	0 / 0%	0 / 0%	0 / 0%	0 / 0%	0 / 0%
N	0	0 / 0%	0 / 0%	0 / 0%	0 / 0%	0 / 0%	0 / 0%	0 / 0%
S	***	0 / 0%	0 / 0%	0 / 0%	0 / 0%	0 / 0%	0 / 0%	0 / 0%
-TC	0	0 / 0%	0 / 0%	0 / 0%	0 / 0%	0 / 0%	0 / 0%	0 / 0%
-I	0	0 / 0%	0 / 0%	0 / 0%	0 / 0%	0 / 0%	0 / 0%	0 / 0%
	<b>\$11,695</b>	<b>0 / 0%</b>	<b>0 / 0%</b>	<b>0 / 0%</b>	<b>0 / 0%</b>	<b>0 / 0%</b>	<b>0 / 0%</b>	<b>0 / 0%</b>

\*\*\* DOLLARS REPORTED BUT NOT SHOWN IN THESE COLUMNS. T=TREASURY, N=NON-TREASURY, S=SUBCONTRACTOR FUNDS & PROCUREMENT CARD HUB PURCHASES, TC=TERM CONTRACT, I= INTER GOVERNMENTAL



TEXAS HISTORICALLY UNDERUTILIZED BUSINESS (HUB) SEMI-ANNUAL REPORT RECEIVED FOR FISCAL YEAR 2023

SECTION VII - STATE AGENCY EXPENDITURE DATA

FUND TYPE	TOTAL EXPENDITURE	TOTAL SPENT WITH HUBS AMOUNT / %	BLACK AMOUNT / %	HISPANIC AMOUNT / %	WOMAN AMOUNT / %	ASIAN PACIFIC AMOUNT / %	NATIVE AMERICAN AMOUNT / %	SERVICE-DISABLED VETERAN AMOUNT / %
-----------	-------------------	----------------------------------	------------------	---------------------	------------------	--------------------------	----------------------------	-------------------------------------

103 - TEXAS LEGISLATIVE COUNCIL - PROFESSIONAL SERVICES UNADJUSTED GOAL IS 23.7%

T	0	0 / 0%	0 / 0%	0 / 0%	0 / 0%	0 / 0%	0 / 0%	0 / 0%
N	0	0 / 0%	0 / 0%	0 / 0%	0 / 0%	0 / 0%	0 / 0%	0 / 0%
S	***	0 / 0%	0 / 0%	0 / 0%	0 / 0%	0 / 0%	0 / 0%	0 / 0%
-TC	0	0 / 0%	0 / 0%	0 / 0%	0 / 0%	0 / 0%	0 / 0%	0 / 0%
-I	0	0 / 0%	0 / 0%	0 / 0%	0 / 0%	0 / 0%	0 / 0%	0 / 0%
	<b>0</b>	<b>0 / 0%</b>	<b>0 / 0%</b>	<b>0 / 0%</b>	<b>0 / 0%</b>	<b>0 / 0%</b>	<b>0 / 0%</b>	<b>0 / 0%</b>

103 - TEXAS LEGISLATIVE COUNCIL - OTHER SERVICES UNADJUSTED GOAL IS 26%

T	\$5,101,947	\$281,863 / 5.52%	0 / 0%	\$185,607 / 3.64%	\$8,866 / 0.17%	\$87,391 / 1.71%	0 / 0%	0 / 0%
N	0	0 / 0%	0 / 0%	0 / 0%	0 / 0%	0 / 0%	0 / 0%	0 / 0%
S	***	0 / 0%	0 / 0%	0 / 0%	0 / 0%	0 / 0%	0 / 0%	0 / 0%
-TC	0	0 / 0%	0 / 0%	0 / 0%	0 / 0%	0 / 0%	0 / 0%	0 / 0%
-I	0	0 / 0%	0 / 0%	0 / 0%	0 / 0%	0 / 0%	0 / 0%	0 / 0%
	<b>\$5,101,947</b>	<b>\$281,863 / 5.52%</b>	<b>0 / 0%</b>	<b>\$185,607 / 3.64%</b>	<b>\$8,866 / 0.17%</b>	<b>\$87,391 / 1.71%</b>	<b>0 / 0%</b>	<b>0 / 0%</b>

103 - TEXAS LEGISLATIVE COUNCIL - COMMODITY PURCHASING UNADJUSTED GOAL IS 21.1%

T	\$928,377	\$86,130 / 9.28%	0 / 0%	\$8,141 / 0.88%	\$17,064 / 1.84%	\$60,925 / 6.56%	0 / 0%	0 / 0%
N	0	0 / 0%	0 / 0%	0 / 0%	0 / 0%	0 / 0%	0 / 0%	0 / 0%
S	***	0 / 0%	0 / 0%	0 / 0%	0 / 0%	0 / 0%	0 / 0%	0 / 0%
-TC	0	0 / 0%	0 / 0%	0 / 0%	0 / 0%	0 / 0%	0 / 0%	0 / 0%
-I	0	0 / 0%	0 / 0%	0 / 0%	0 / 0%	0 / 0%	0 / 0%	0 / 0%
	<b>\$928,377</b>	<b>\$86,130 / 9.28%</b>	<b>0 / 0%</b>	<b>\$8,141 / 0.88%</b>	<b>\$17,064 / 1.84%</b>	<b>\$60,925 / 6.56%</b>	<b>0 / 0%</b>	<b>0 / 0%</b>

\*\*\* DOLLARS REPORTED BUT NOT SHOWN IN THESE COLUMNS. T=TREASURY, N=NON-TREASURY, S=SUBCONTRACTOR FUNDS & PROCUREMENT CARD HUB PURCHASES, TC=TERM CONTRACT, I= INTER GOVERNMENT



TEXAS HISTORICALLY UNDERUTILIZED BUSINESS (HUB) SEMI-ANNUAL REPORT RECEIVED FOR FISCAL YEAR 2023

SECTION VII - STATE AGENCY EXPENDITURE DATA

FUND TYPE	TOTAL EXPENDITURE	TOTAL SPENT WITH HUBS AMOUNT / %	BLACK AMOUNT / %	HISPANIC AMOUNT / %	WOMAN AMOUNT / %	ASIAN PACIFIC AMOUNT / %	NATIVE AMERICAN AMOUNT / %	SERVICE-DISABLED VETERAN AMOUNT / %
<b>103 - TEXAS LEGISLATIVE COUNCIL - Statewide Grand Total Expenditures</b>								
T	\$6,042,019	\$367,993 / 6.09%	0 / 0%	\$193,748 / 3.21%	\$25,929 / 0.43%	\$148,316 / 2.45%	0 / 0%	0 / 0%
N	0	0 / 0%	0 / 0%	0 / 0%	0 / 0%	0 / 0%	0 / 0%	0 / 0%
S	***	0 / 0%	0 / 0%	0 / 0%	0 / 0%	0 / 0%	0 / 0%	0 / 0%
-TC	0	0 / 0%	0 / 0%	0 / 0%	0 / 0%	0 / 0%	0 / 0%	0 / 0%
-I	0	0 / 0%	0 / 0%	0 / 0%	0 / 0%	0 / 0%	0 / 0%	0 / 0%
	<b>\$6,042,019</b>	<b>\$367,993 / 6.09%</b>	<b>0 / 0%</b>	<b>\$193,748 / 3.21%</b>	<b>\$25,929 / 0.43%</b>	<b>\$148,316 / 2.45%</b>	<b>0 / 0%</b>	<b>0 / 0%</b>

\*\*\* DOLLARS REPORTED BUT NOT SHOWN IN THESE COLUMNS. T=TREASURY, N=NON-TREASURY, S=SUBCONTRACTOR FUNDS & PROCUREMENT CARD HUB PURCHASES, TC=TERM CONTRACT, I= INTER GOVERNMENTAL



TEXAS HISTORICALLY UNDERUTILIZED BUSINESS (HUB) SEMI-ANNUAL REPORT RECEIVED FOR FISCAL YEAR 2023

SECTION VII - STATE AGENCY EXPENDITURE DATA

FUND TYPE	TOTAL EXPENDITURE	TOTAL SPENT WITH HUBS AMOUNT / %	BLACK AMOUNT / %	HISPANIC AMOUNT / %	WOMAN AMOUNT / %	ASIAN PACIFIC AMOUNT / %	NATIVE AMERICAN AMOUNT / %	SERVICE-DISABLED VETERAN AMOUNT / %
-----------	-------------------	----------------------------------	------------------	---------------------	------------------	--------------------------	----------------------------	-------------------------------------

104 - LEGISLATIVE BUDGET BOARD - HEAVY CONSTRUCTION UNADJUSTED GOAL IS 11.2%

T	0	0 / 0%	0 / 0%	0 / 0%	0 / 0%	0 / 0%	0 / 0%	0 / 0%
N	0	0 / 0%	0 / 0%	0 / 0%	0 / 0%	0 / 0%	0 / 0%	0 / 0%
S	***	0 / 0%	0 / 0%	0 / 0%	0 / 0%	0 / 0%	0 / 0%	0 / 0%
-TC	0	0 / 0%	0 / 0%	0 / 0%	0 / 0%	0 / 0%	0 / 0%	0 / 0%
-I	0	0 / 0%	0 / 0%	0 / 0%	0 / 0%	0 / 0%	0 / 0%	0 / 0%
	<b>0</b>	<b>0 / 0%</b>	<b>0 / 0%</b>	<b>0 / 0%</b>	<b>0 / 0%</b>	<b>0 / 0%</b>	<b>0 / 0%</b>	<b>0 / 0%</b>

104 - LEGISLATIVE BUDGET BOARD - BUILDING CONSTRUCTION UNADJUSTED GOAL IS 21.1%

T	0	0 / 0%	0 / 0%	0 / 0%	0 / 0%	0 / 0%	0 / 0%	0 / 0%
N	0	0 / 0%	0 / 0%	0 / 0%	0 / 0%	0 / 0%	0 / 0%	0 / 0%
S	***	0 / 0%	0 / 0%	0 / 0%	0 / 0%	0 / 0%	0 / 0%	0 / 0%
-TC	0	0 / 0%	0 / 0%	0 / 0%	0 / 0%	0 / 0%	0 / 0%	0 / 0%
-I	0	0 / 0%	0 / 0%	0 / 0%	0 / 0%	0 / 0%	0 / 0%	0 / 0%
	<b>0</b>	<b>0 / 0%</b>	<b>0 / 0%</b>	<b>0 / 0%</b>	<b>0 / 0%</b>	<b>0 / 0%</b>	<b>0 / 0%</b>	<b>0 / 0%</b>

104 - LEGISLATIVE BUDGET BOARD - SPECIAL TRADE UNADJUSTED GOAL IS 32.9%

T	0	0 / 0%	0 / 0%	0 / 0%	0 / 0%	0 / 0%	0 / 0%	0 / 0%
N	0	0 / 0%	0 / 0%	0 / 0%	0 / 0%	0 / 0%	0 / 0%	0 / 0%
S	***	0 / 0%	0 / 0%	0 / 0%	0 / 0%	0 / 0%	0 / 0%	0 / 0%
-TC	0	0 / 0%	0 / 0%	0 / 0%	0 / 0%	0 / 0%	0 / 0%	0 / 0%
-I	0	0 / 0%	0 / 0%	0 / 0%	0 / 0%	0 / 0%	0 / 0%	0 / 0%
	<b>0</b>	<b>0 / 0%</b>	<b>0 / 0%</b>	<b>0 / 0%</b>	<b>0 / 0%</b>	<b>0 / 0%</b>	<b>0 / 0%</b>	<b>0 / 0%</b>

\*\*\* DOLLARS REPORTED BUT NOT SHOWN IN THESE COLUMNS. T=TREASURY, N=NON-TREASURY, S=SUBCONTRACTOR FUNDS & PROCUREMENT CARD HUB PURCHASES, TC=TERM CONTRACT, I= INTER GOVERNMENT



TEXAS HISTORICALLY UNDERUTILIZED BUSINESS (HUB) SEMI-ANNUAL REPORT RECEIVED FOR FISCAL YEAR 2023

SECTION VII - STATE AGENCY EXPENDITURE DATA

FUND TYPE	TOTAL EXPENDITURE	TOTAL SPENT WITH HUBS AMOUNT / %	BLACK AMOUNT / %	HISPANIC AMOUNT / %	WOMAN AMOUNT / %	ASIAN PACIFIC AMOUNT / %	NATIVE AMERICAN AMOUNT / %	SERVICE-DISABLED VETERAN AMOUNT / %
-----------	-------------------	----------------------------------	------------------	---------------------	------------------	--------------------------	----------------------------	-------------------------------------

104 - LEGISLATIVE BUDGET BOARD - PROFESSIONAL SERVICES UNADJUSTED GOAL IS 23.7%

T	0	0 / 0%	0 / 0%	0 / 0%	0 / 0%	0 / 0%	0 / 0%	0 / 0%
N	0	0 / 0%	0 / 0%	0 / 0%	0 / 0%	0 / 0%	0 / 0%	0 / 0%
S	***	0 / 0%	0 / 0%	0 / 0%	0 / 0%	0 / 0%	0 / 0%	0 / 0%
-TC	0	0 / 0%	0 / 0%	0 / 0%	0 / 0%	0 / 0%	0 / 0%	0 / 0%
-I	0	0 / 0%	0 / 0%	0 / 0%	0 / 0%	0 / 0%	0 / 0%	0 / 0%
	<b>0</b>	<b>0 / 0%</b>	<b>0 / 0%</b>	<b>0 / 0%</b>	<b>0 / 0%</b>	<b>0 / 0%</b>	<b>0 / 0%</b>	<b>0 / 0%</b>

104 - LEGISLATIVE BUDGET BOARD - OTHER SERVICES UNADJUSTED GOAL IS 26%

T	\$10,243	\$13,514 / 131.93%	0 / 0%	0 / 0%	\$2,746 / 26.81%	\$10,768 / 105.12%	0 / 0%	0 / 0%
N	0	0 / 0%	0 / 0%	0 / 0%	0 / 0%	0 / 0%	0 / 0%	0 / 0%
S	***	0 / 0%	0 / 0%	0 / 0%	0 / 0%	0 / 0%	0 / 0%	0 / 0%
-TC	0	0 / 0%	0 / 0%	0 / 0%	0 / 0%	0 / 0%	0 / 0%	0 / 0%
-I	0	0 / 0%	0 / 0%	0 / 0%	0 / 0%	0 / 0%	0 / 0%	0 / 0%
	<b>\$10,243</b>	<b>\$13,514 / 131.93%</b>	<b>0 / 0%</b>	<b>0 / 0%</b>	<b>\$2,746 / 26.81%</b>	<b>\$10,768 / 105.12%</b>	<b>0 / 0%</b>	<b>0 / 0%</b>

104 - LEGISLATIVE BUDGET BOARD - COMMODITY PURCHASING UNADJUSTED GOAL IS 21.1%

T	\$220,918	\$158,349 / 71.68%	0 / 0%	0 / 0%	\$23,565 / 10.67%	\$134,784 / 61.01%	0 / 0%	0 / 0%
N	0	0 / 0%	0 / 0%	0 / 0%	0 / 0%	0 / 0%	0 / 0%	0 / 0%
S	***	0 / 0%	0 / 0%	0 / 0%	0 / 0%	0 / 0%	0 / 0%	0 / 0%
-TC	0	0 / 0%	0 / 0%	0 / 0%	0 / 0%	0 / 0%	0 / 0%	0 / 0%
-I	0	0 / 0%	0 / 0%	0 / 0%	0 / 0%	0 / 0%	0 / 0%	0 / 0%
	<b>\$220,918</b>	<b>\$158,349 / 71.68%</b>	<b>0 / 0%</b>	<b>0 / 0%</b>	<b>\$23,565 / 10.67%</b>	<b>\$134,784 / 61.01%</b>	<b>0 / 0%</b>	<b>0 / 0%</b>

\*\*\* DOLLARS REPORTED BUT NOT SHOWN IN THESE COLUMNS. T=TREASURY, N=NON-TREASURY, S=SUBCONTRACTOR FUNDS & PROCUREMENT CARD HUB PURCHASES, TC=TERM CONTRACT, I= INTER GOVERNMENT



TEXAS HISTORICALLY UNDERUTILIZED BUSINESS (HUB) SEMI-ANNUAL REPORT RECEIVED FOR FISCAL YEAR 2023

SECTION VII - STATE AGENCY EXPENDITURE DATA

FUND TYPE	TOTAL EXPENDITURE	TOTAL SPENT WITH HUBS AMOUNT / %	BLACK AMOUNT / %	HISPANIC AMOUNT / %	WOMAN AMOUNT / %	ASIAN PACIFIC AMOUNT / %	NATIVE AMERICAN AMOUNT / %	SERVICE-DISABLED VETERAN AMOUNT / %
<b>104 - LEGISLATIVE BUDGET BOARD - Statewide Grand Total Expenditures</b>								
T	\$231,162	\$171,863 / 74.35%	0 / 0%	0 / 0%	\$26,311 / 11.38%	\$145,552 / 62.97%	0 / 0%	0 / 0%
N	0	0 / 0%	0 / 0%	0 / 0%	0 / 0%	0 / 0%	0 / 0%	0 / 0%
S	***	0 / 0%	0 / 0%	0 / 0%	0 / 0%	0 / 0%	0 / 0%	0 / 0%
-TC	0	0 / 0%	0 / 0%	0 / 0%	0 / 0%	0 / 0%	0 / 0%	0 / 0%
-I	0	0 / 0%	0 / 0%	0 / 0%	0 / 0%	0 / 0%	0 / 0%	0 / 0%
	<b>\$231,162</b>	<b>\$171,863 / 74.35%</b>	<b>0 / 0%</b>	<b>0 / 0%</b>	<b>\$26,311 / 11.38%</b>	<b>\$145,552 / 62.97%</b>	<b>0 / 0%</b>	<b>0 / 0%</b>

\*\*\* DOLLARS REPORTED BUT NOT SHOWN IN THESE COLUMNS. T=TREASURY, N=NON-TREASURY, S=SUBCONTRACTOR FUNDS & PROCUREMENT CARD HUB PURCHASES, TC=TERM CONTRACT, I= INTER GOVERNMENTAL



TEXAS HISTORICALLY UNDERUTILIZED BUSINESS (HUB) SEMI-ANNUAL REPORT RECEIVED FOR FISCAL YEAR 2023

SECTION VII - STATE AGENCY EXPENDITURE DATA

FUND TYPE	TOTAL EXPENDITURE	TOTAL SPENT WITH HUBS AMOUNT / %	BLACK AMOUNT / %	HISPANIC AMOUNT / %	WOMAN AMOUNT / %	ASIAN PACIFIC AMOUNT / %	NATIVE AMERICAN AMOUNT / %	SERVICE-DISABLED VETERAN AMOUNT / %
-----------	-------------------	----------------------------------	------------------	---------------------	------------------	--------------------------	----------------------------	-------------------------------------

105 - LEGISLATIVE REFERENCE LIBRARY - HEAVY CONSTRUCTION UNADJUSTED GOAL IS 11.2%

T	0	0 / 0%	0 / 0%	0 / 0%	0 / 0%	0 / 0%	0 / 0%	0 / 0%
N	0	0 / 0%	0 / 0%	0 / 0%	0 / 0%	0 / 0%	0 / 0%	0 / 0%
S	***	0 / 0%	0 / 0%	0 / 0%	0 / 0%	0 / 0%	0 / 0%	0 / 0%
-TC	0	0 / 0%	0 / 0%	0 / 0%	0 / 0%	0 / 0%	0 / 0%	0 / 0%
-I	0	0 / 0%	0 / 0%	0 / 0%	0 / 0%	0 / 0%	0 / 0%	0 / 0%
	<b>0</b>	<b>0 / 0%</b>	<b>0 / 0%</b>	<b>0 / 0%</b>	<b>0 / 0%</b>	<b>0 / 0%</b>	<b>0 / 0%</b>	<b>0 / 0%</b>

105 - LEGISLATIVE REFERENCE LIBRARY - BUILDING CONSTRUCTION UNADJUSTED GOAL IS 21.1%

T	0	0 / 0%	0 / 0%	0 / 0%	0 / 0%	0 / 0%	0 / 0%	0 / 0%
N	0	0 / 0%	0 / 0%	0 / 0%	0 / 0%	0 / 0%	0 / 0%	0 / 0%
S	***	0 / 0%	0 / 0%	0 / 0%	0 / 0%	0 / 0%	0 / 0%	0 / 0%
-TC	0	0 / 0%	0 / 0%	0 / 0%	0 / 0%	0 / 0%	0 / 0%	0 / 0%
-I	0	0 / 0%	0 / 0%	0 / 0%	0 / 0%	0 / 0%	0 / 0%	0 / 0%
	<b>0</b>	<b>0 / 0%</b>	<b>0 / 0%</b>	<b>0 / 0%</b>	<b>0 / 0%</b>	<b>0 / 0%</b>	<b>0 / 0%</b>	<b>0 / 0%</b>

105 - LEGISLATIVE REFERENCE LIBRARY - SPECIAL TRADE UNADJUSTED GOAL IS 32.9%

T	0	0 / 0%	0 / 0%	0 / 0%	0 / 0%	0 / 0%	0 / 0%	0 / 0%
N	0	0 / 0%	0 / 0%	0 / 0%	0 / 0%	0 / 0%	0 / 0%	0 / 0%
S	***	0 / 0%	0 / 0%	0 / 0%	0 / 0%	0 / 0%	0 / 0%	0 / 0%
-TC	0	0 / 0%	0 / 0%	0 / 0%	0 / 0%	0 / 0%	0 / 0%	0 / 0%
-I	0	0 / 0%	0 / 0%	0 / 0%	0 / 0%	0 / 0%	0 / 0%	0 / 0%
	<b>0</b>	<b>0 / 0%</b>	<b>0 / 0%</b>	<b>0 / 0%</b>	<b>0 / 0%</b>	<b>0 / 0%</b>	<b>0 / 0%</b>	<b>0 / 0%</b>

\*\*\* DOLLARS REPORTED BUT NOT SHOWN IN THESE COLUMNS. T=TREASURY, N=NON-TREASURY, S=SUBCONTRACTOR FUNDS & PROCUREMENT CARD HUB PURCHASES, TC=TERM CONTRACT, I= INTER GOVERNMENTAL





TEXAS HISTORICALLY UNDERUTILIZED BUSINESS (HUB) SEMI-ANNUAL REPORT RECEIVED FOR FISCAL YEAR 2023

SECTION VII - STATE AGENCY EXPENDITURE DATA

FUND TYPE	TOTAL EXPENDITURE	TOTAL SPENT WITH HUBS AMOUNT / %	BLACK AMOUNT / %	HISPANIC AMOUNT / %	WOMAN AMOUNT / %	ASIAN PACIFIC AMOUNT / %	NATIVE AMERICAN AMOUNT / %	SERVICE-DISABLED VETERAN AMOUNT / %
-----------	-------------------	----------------------------------	------------------	---------------------	------------------	--------------------------	----------------------------	-------------------------------------

105 - LEGISLATIVE REFERENCE LIBRARY - PROFESSIONAL SERVICES UNADJUSTED GOAL IS 23.7%

T	0	0 / 0%	0 / 0%	0 / 0%	0 / 0%	0 / 0%	0 / 0%	0 / 0%
N	0	0 / 0%	0 / 0%	0 / 0%	0 / 0%	0 / 0%	0 / 0%	0 / 0%
S	***	0 / 0%	0 / 0%	0 / 0%	0 / 0%	0 / 0%	0 / 0%	0 / 0%
-TC	0	0 / 0%	0 / 0%	0 / 0%	0 / 0%	0 / 0%	0 / 0%	0 / 0%
-I	0	0 / 0%	0 / 0%	0 / 0%	0 / 0%	0 / 0%	0 / 0%	0 / 0%
	<b>0</b>	<b>0 / 0%</b>	<b>0 / 0%</b>	<b>0 / 0%</b>	<b>0 / 0%</b>	<b>0 / 0%</b>	<b>0 / 0%</b>	<b>0 / 0%</b>

105 - LEGISLATIVE REFERENCE LIBRARY - OTHER SERVICES UNADJUSTED GOAL IS 26%

T	\$27,685	0 / 0%	0 / 0%	0 / 0%	0 / 0%	0 / 0%	0 / 0%	0 / 0%
N	0	0 / 0%	0 / 0%	0 / 0%	0 / 0%	0 / 0%	0 / 0%	0 / 0%
S	***	0 / 0%	0 / 0%	0 / 0%	0 / 0%	0 / 0%	0 / 0%	0 / 0%
-TC	0	0 / 0%	0 / 0%	0 / 0%	0 / 0%	0 / 0%	0 / 0%	0 / 0%
-I	0	0 / 0%	0 / 0%	0 / 0%	0 / 0%	0 / 0%	0 / 0%	0 / 0%
	<b>\$27,685</b>	<b>0 / 0%</b>	<b>0 / 0%</b>	<b>0 / 0%</b>	<b>0 / 0%</b>	<b>0 / 0%</b>	<b>0 / 0%</b>	<b>0 / 0%</b>

105 - LEGISLATIVE REFERENCE LIBRARY - COMMODITY PURCHASING UNADJUSTED GOAL IS 21.1%

T	\$19,558	0 / 0%	0 / 0%	0 / 0%	0 / 0%	0 / 0%	0 / 0%	0 / 0%
N	0	0 / 0%	0 / 0%	0 / 0%	0 / 0%	0 / 0%	0 / 0%	0 / 0%
S	***	0 / 0%	0 / 0%	0 / 0%	0 / 0%	0 / 0%	0 / 0%	0 / 0%
-TC	0	0 / 0%	0 / 0%	0 / 0%	0 / 0%	0 / 0%	0 / 0%	0 / 0%
-I	0	0 / 0%	0 / 0%	0 / 0%	0 / 0%	0 / 0%	0 / 0%	0 / 0%
	<b>\$19,558</b>	<b>0 / 0%</b>	<b>0 / 0%</b>	<b>0 / 0%</b>	<b>0 / 0%</b>	<b>0 / 0%</b>	<b>0 / 0%</b>	<b>0 / 0%</b>

\*\*\* DOLLARS REPORTED BUT NOT SHOWN IN THESE COLUMNS. T=TREASURY, N=NON-TREASURY, S=SUBCONTRACTOR FUNDS & PROCUREMENT CARD HUB PURCHASES, TC=TERM CONTRACT, I= INTER GOVERNMENT



TEXAS HISTORICALLY UNDERUTILIZED BUSINESS (HUB) SEMI-ANNUAL REPORT RECEIVED FOR FISCAL YEAR 2023

SECTION VII - STATE AGENCY EXPENDITURE DATA

FUND TYPE	TOTAL EXPENDITURE	TOTAL SPENT WITH HUBS AMOUNT / %	BLACK AMOUNT / %	HISPANIC AMOUNT / %	WOMAN AMOUNT / %	ASIAN PACIFIC AMOUNT / %	NATIVE AMERICAN AMOUNT / %	SERVICE-DISABLED VETERAN AMOUNT / %
<b>105 - LEGISLATIVE REFERENCE LIBRARY - Statewide Grand Total Expenditures</b>								
T	\$47,242	0 / 0%	0 / 0%	0 / 0%	0 / 0%	0 / 0%	0 / 0%	0 / 0%
N	0	0 / 0%	0 / 0%	0 / 0%	0 / 0%	0 / 0%	0 / 0%	0 / 0%
S	***	0 / 0%	0 / 0%	0 / 0%	0 / 0%	0 / 0%	0 / 0%	0 / 0%
-TC	0	0 / 0%	0 / 0%	0 / 0%	0 / 0%	0 / 0%	0 / 0%	0 / 0%
-I	0	0 / 0%	0 / 0%	0 / 0%	0 / 0%	0 / 0%	0 / 0%	0 / 0%
	<b>\$47,242</b>	<b>0 / 0%</b>	<b>0 / 0%</b>	<b>0 / 0%</b>	<b>0 / 0%</b>	<b>0 / 0%</b>	<b>0 / 0%</b>	<b>0 / 0%</b>

\*\*\* DOLLARS REPORTED BUT NOT SHOWN IN THESE COLUMNS. T=TREASURY, N=NON-TREASURY, S=SUBCONTRACTOR FUNDS & PROCUREMENT CARD HUB PURCHASES, TC=TERM CONTRACT, I= INTER GOVERNMENTAL



TEXAS HISTORICALLY UNDERUTILIZED BUSINESS (HUB) SEMI-ANNUAL REPORT RECEIVED FOR FISCAL YEAR 2023

SECTION VII - STATE AGENCY EXPENDITURE DATA

FUND TYPE	TOTAL EXPENDITURE	TOTAL SPENT WITH HUBS AMOUNT / %	BLACK AMOUNT / %	HISPANIC AMOUNT / %	WOMAN AMOUNT / %	ASIAN PACIFIC AMOUNT / %	NATIVE AMERICAN AMOUNT / %	SERVICE-DISABLED VETERAN AMOUNT / %
-----------	-------------------	----------------------------------	------------------	---------------------	------------------	--------------------------	----------------------------	-------------------------------------

116 - SUNSET ADVISORY BOARD - HEAVY CONSTRUCTION UNADJUSTED GOAL IS 11.2%

T	0	0 / 0%	0 / 0%	0 / 0%	0 / 0%	0 / 0%	0 / 0%	0 / 0%
N	0	0 / 0%	0 / 0%	0 / 0%	0 / 0%	0 / 0%	0 / 0%	0 / 0%
S	***	0 / 0%	0 / 0%	0 / 0%	0 / 0%	0 / 0%	0 / 0%	0 / 0%
-TC	0	0 / 0%	0 / 0%	0 / 0%	0 / 0%	0 / 0%	0 / 0%	0 / 0%
-I	0	0 / 0%	0 / 0%	0 / 0%	0 / 0%	0 / 0%	0 / 0%	0 / 0%
	<b>0</b>	<b>0 / 0%</b>	<b>0 / 0%</b>	<b>0 / 0%</b>	<b>0 / 0%</b>	<b>0 / 0%</b>	<b>0 / 0%</b>	<b>0 / 0%</b>

116 - SUNSET ADVISORY BOARD - BUILDING CONSTRUCTION UNADJUSTED GOAL IS 21.1%

T	0	0 / 0%	0 / 0%	0 / 0%	0 / 0%	0 / 0%	0 / 0%	0 / 0%
N	0	0 / 0%	0 / 0%	0 / 0%	0 / 0%	0 / 0%	0 / 0%	0 / 0%
S	***	0 / 0%	0 / 0%	0 / 0%	0 / 0%	0 / 0%	0 / 0%	0 / 0%
-TC	0	0 / 0%	0 / 0%	0 / 0%	0 / 0%	0 / 0%	0 / 0%	0 / 0%
-I	0	0 / 0%	0 / 0%	0 / 0%	0 / 0%	0 / 0%	0 / 0%	0 / 0%
	<b>0</b>	<b>0 / 0%</b>	<b>0 / 0%</b>	<b>0 / 0%</b>	<b>0 / 0%</b>	<b>0 / 0%</b>	<b>0 / 0%</b>	<b>0 / 0%</b>

116 - SUNSET ADVISORY BOARD - SPECIAL TRADE UNADJUSTED GOAL IS 32.9%

T	0	0 / 0%	0 / 0%	0 / 0%	0 / 0%	0 / 0%	0 / 0%	0 / 0%
N	0	0 / 0%	0 / 0%	0 / 0%	0 / 0%	0 / 0%	0 / 0%	0 / 0%
S	***	0 / 0%	0 / 0%	0 / 0%	0 / 0%	0 / 0%	0 / 0%	0 / 0%
-TC	0	0 / 0%	0 / 0%	0 / 0%	0 / 0%	0 / 0%	0 / 0%	0 / 0%
-I	0	0 / 0%	0 / 0%	0 / 0%	0 / 0%	0 / 0%	0 / 0%	0 / 0%
	<b>0</b>	<b>0 / 0%</b>	<b>0 / 0%</b>	<b>0 / 0%</b>	<b>0 / 0%</b>	<b>0 / 0%</b>	<b>0 / 0%</b>	<b>0 / 0%</b>

\*\*\* DOLLARS REPORTED BUT NOT SHOWN IN THESE COLUMNS. T=TREASURY, N=NON-TREASURY, S=SUBCONTRACTOR FUNDS & PROCUREMENT CARD HUB PURCHASES, TC=TERM CONTRACT, I= INTER GOVERNMENTAL



TEXAS HISTORICALLY UNDERUTILIZED BUSINESS (HUB) SEMI-ANNUAL REPORT RECEIVED FOR FISCAL YEAR 2023

SECTION VII - STATE AGENCY EXPENDITURE DATA

FUND TYPE	TOTAL EXPENDITURE	TOTAL SPENT WITH HUBS AMOUNT / %	BLACK AMOUNT / %	HISPANIC AMOUNT / %	WOMAN AMOUNT / %	ASIAN PACIFIC AMOUNT / %	NATIVE AMERICAN AMOUNT / %	SERVICE-DISABLED VETERAN AMOUNT / %
-----------	-------------------	----------------------------------	------------------	---------------------	------------------	--------------------------	----------------------------	-------------------------------------

116 - SUNSET ADVISORY BOARD - PROFESSIONAL SERVICES UNADJUSTED GOAL IS 23.7%

T	0	0 / 0%	0 / 0%	0 / 0%	0 / 0%	0 / 0%	0 / 0%	0 / 0%
N	0	0 / 0%	0 / 0%	0 / 0%	0 / 0%	0 / 0%	0 / 0%	0 / 0%
S	***	0 / 0%	0 / 0%	0 / 0%	0 / 0%	0 / 0%	0 / 0%	0 / 0%
-TC	0	0 / 0%	0 / 0%	0 / 0%	0 / 0%	0 / 0%	0 / 0%	0 / 0%
-I	0	0 / 0%	0 / 0%	0 / 0%	0 / 0%	0 / 0%	0 / 0%	0 / 0%
	<b>0</b>	<b>0 / 0%</b>	<b>0 / 0%</b>	<b>0 / 0%</b>	<b>0 / 0%</b>	<b>0 / 0%</b>	<b>0 / 0%</b>	<b>0 / 0%</b>

116 - SUNSET ADVISORY BOARD - OTHER SERVICES UNADJUSTED GOAL IS 26%

T	\$8,707	\$4,591 / 52.73%	0 / 0%	0 / 0%	\$4,591 / 52.73%	0 / 0%	0 / 0%	0 / 0%
N	0	0 / 0%	0 / 0%	0 / 0%	0 / 0%	0 / 0%	0 / 0%	0 / 0%
S	***	0 / 0%	0 / 0%	0 / 0%	0 / 0%	0 / 0%	0 / 0%	0 / 0%
-TC	0	0 / 0%	0 / 0%	0 / 0%	0 / 0%	0 / 0%	0 / 0%	0 / 0%
-I	0	0 / 0%	0 / 0%	0 / 0%	0 / 0%	0 / 0%	0 / 0%	0 / 0%
	<b>\$8,707</b>	<b>\$4,591 / 52.73%</b>	<b>0 / 0%</b>	<b>0 / 0%</b>	<b>\$4,591 / 52.73%</b>	<b>0 / 0%</b>	<b>0 / 0%</b>	<b>0 / 0%</b>

116 - SUNSET ADVISORY BOARD - COMMODITY PURCHASING UNADJUSTED GOAL IS 21.1%

T	\$6,940	0 / 0%	0 / 0%	0 / 0%	0 / 0%	0 / 0%	0 / 0%	0 / 0%
N	0	0 / 0%	0 / 0%	0 / 0%	0 / 0%	0 / 0%	0 / 0%	0 / 0%
S	***	0 / 0%	0 / 0%	0 / 0%	0 / 0%	0 / 0%	0 / 0%	0 / 0%
-TC	0	0 / 0%	0 / 0%	0 / 0%	0 / 0%	0 / 0%	0 / 0%	0 / 0%
-I	0	0 / 0%	0 / 0%	0 / 0%	0 / 0%	0 / 0%	0 / 0%	0 / 0%
	<b>\$6,940</b>	<b>0 / 0%</b>	<b>0 / 0%</b>	<b>0 / 0%</b>	<b>0 / 0%</b>	<b>0 / 0%</b>	<b>0 / 0%</b>	<b>0 / 0%</b>

\*\*\* DOLLARS REPORTED BUT NOT SHOWN IN THESE COLUMNS. T=TREASURY, N=NON-TREASURY, S=SUBCONTRACTOR FUNDS & PROCUREMENT CARD HUB PURCHASES, TC=TERM CONTRACT, I= INTER GOVERNMENTAL



TEXAS HISTORICALLY UNDERUTILIZED BUSINESS (HUB) SEMI-ANNUAL REPORT RECEIVED FOR FISCAL YEAR 2023

SECTION VII - STATE AGENCY EXPENDITURE DATA

FUND TYPE	TOTAL EXPENDITURE	TOTAL SPENT WITH HUBS AMOUNT / %	BLACK AMOUNT / %	HISPANIC AMOUNT / %	WOMAN AMOUNT / %	ASIAN PACIFIC AMOUNT / %	NATIVE AMERICAN AMOUNT / %	SERVICE-DISABLED VETERAN AMOUNT / %
<b>116 - SUNSET ADVISORY BOARD - Statewide Grand Total Expenditures</b>								
T	\$15,647	\$4,591 / 29.34%	0 / 0%	0 / 0%	\$4,591 / 29.34%	0 / 0%	0 / 0%	0 / 0%
N	0	0 / 0%	0 / 0%	0 / 0%	0 / 0%	0 / 0%	0 / 0%	0 / 0%
S	***	0 / 0%	0 / 0%	0 / 0%	0 / 0%	0 / 0%	0 / 0%	0 / 0%
-TC	0	0 / 0%	0 / 0%	0 / 0%	0 / 0%	0 / 0%	0 / 0%	0 / 0%
-I	0	0 / 0%	0 / 0%	0 / 0%	0 / 0%	0 / 0%	0 / 0%	0 / 0%
	<b>\$15,647</b>	<b>\$4,591 / 29.34%</b>	<b>0 / 0%</b>	<b>0 / 0%</b>	<b>\$4,591 / 29.34%</b>	<b>0 / 0%</b>	<b>0 / 0%</b>	<b>0 / 0%</b>

\*\*\* DOLLARS REPORTED BUT NOT SHOWN IN THESE COLUMNS. T=TREASURY, N=NON-TREASURY, S=SUBCONTRACTOR FUNDS & PROCUREMENT CARD HUB PURCHASES, TC=TERM CONTRACT, I= INTER GOVERNMENTAL



TEXAS HISTORICALLY UNDERUTILIZED BUSINESS (HUB) SEMI-ANNUAL REPORT RECEIVED FOR FISCAL YEAR 2023

SECTION VII - STATE AGENCY EXPENDITURE DATA

FUND TYPE	TOTAL EXPENDITURE	TOTAL SPENT WITH HUBS AMOUNT / %	BLACK AMOUNT / %	HISPANIC AMOUNT / %	WOMAN AMOUNT / %	ASIAN PACIFIC AMOUNT / %	NATIVE AMERICAN AMOUNT / %	SERVICE-DISABLED VETERAN AMOUNT / %
-----------	-------------------	----------------------------------	------------------	---------------------	------------------	--------------------------	----------------------------	-------------------------------------

201 - SUPREME COURT - HEAVY CONSTRUCTION UNADJUSTED GOAL IS 11.2%

T	0	0 / 0%	0 / 0%	0 / 0%	0 / 0%	0 / 0%	0 / 0%	0 / 0%
N	0	0 / 0%	0 / 0%	0 / 0%	0 / 0%	0 / 0%	0 / 0%	0 / 0%
S	***	0 / 0%	0 / 0%	0 / 0%	0 / 0%	0 / 0%	0 / 0%	0 / 0%
-TC	0	0 / 0%	0 / 0%	0 / 0%	0 / 0%	0 / 0%	0 / 0%	0 / 0%
-I	0	0 / 0%	0 / 0%	0 / 0%	0 / 0%	0 / 0%	0 / 0%	0 / 0%
	<b>0</b>	<b>0 / 0%</b>	<b>0 / 0%</b>	<b>0 / 0%</b>	<b>0 / 0%</b>	<b>0 / 0%</b>	<b>0 / 0%</b>	<b>0 / 0%</b>

201 - SUPREME COURT - BUILDING CONSTRUCTION UNADJUSTED GOAL IS 21.1%

T	0	0 / 0%	0 / 0%	0 / 0%	0 / 0%	0 / 0%	0 / 0%	0 / 0%
N	0	0 / 0%	0 / 0%	0 / 0%	0 / 0%	0 / 0%	0 / 0%	0 / 0%
S	***	0 / 0%	0 / 0%	0 / 0%	0 / 0%	0 / 0%	0 / 0%	0 / 0%
-TC	0	0 / 0%	0 / 0%	0 / 0%	0 / 0%	0 / 0%	0 / 0%	0 / 0%
-I	0	0 / 0%	0 / 0%	0 / 0%	0 / 0%	0 / 0%	0 / 0%	0 / 0%
	<b>0</b>	<b>0 / 0%</b>	<b>0 / 0%</b>	<b>0 / 0%</b>	<b>0 / 0%</b>	<b>0 / 0%</b>	<b>0 / 0%</b>	<b>0 / 0%</b>

201 - SUPREME COURT - SPECIAL TRADE UNADJUSTED GOAL IS 32.9%

T	0	0 / 0%	0 / 0%	0 / 0%	0 / 0%	0 / 0%	0 / 0%	0 / 0%
N	0	0 / 0%	0 / 0%	0 / 0%	0 / 0%	0 / 0%	0 / 0%	0 / 0%
S	***	0 / 0%	0 / 0%	0 / 0%	0 / 0%	0 / 0%	0 / 0%	0 / 0%
-TC	0	0 / 0%	0 / 0%	0 / 0%	0 / 0%	0 / 0%	0 / 0%	0 / 0%
-I	0	0 / 0%	0 / 0%	0 / 0%	0 / 0%	0 / 0%	0 / 0%	0 / 0%
	<b>0</b>	<b>0 / 0%</b>	<b>0 / 0%</b>	<b>0 / 0%</b>	<b>0 / 0%</b>	<b>0 / 0%</b>	<b>0 / 0%</b>	<b>0 / 0%</b>

\*\*\* DOLLARS REPORTED BUT NOT SHOWN IN THESE COLUMNS. T=TREASURY, N=NON-TREASURY, S=SUBCONTRACTOR FUNDS & PROCUREMENT CARD HUB PURCHASES, TC=TERM CONTRACT, I= INTER GOVERNMENTAL



TEXAS HISTORICALLY UNDERUTILIZED BUSINESS (HUB) SEMI-ANNUAL REPORT RECEIVED FOR FISCAL YEAR 2023

SECTION VII - STATE AGENCY EXPENDITURE DATA

FUND TYPE	TOTAL EXPENDITURE	TOTAL SPENT WITH HUBS AMOUNT / %	BLACK AMOUNT / %	HISPANIC AMOUNT / %	WOMAN AMOUNT / %	ASIAN PACIFIC AMOUNT / %	NATIVE AMERICAN AMOUNT / %	SERVICE-DISABLED VETERAN AMOUNT / %
-----------	-------------------	----------------------------------	------------------	---------------------	------------------	--------------------------	----------------------------	-------------------------------------

201 - SUPREME COURT - PROFESSIONAL SERVICES UNADJUSTED GOAL IS 23.7%

T	0	0 / 0%	0 / 0%	0 / 0%	0 / 0%	0 / 0%	0 / 0%	0 / 0%
N	0	0 / 0%	0 / 0%	0 / 0%	0 / 0%	0 / 0%	0 / 0%	0 / 0%
S	***	0 / 0%	0 / 0%	0 / 0%	0 / 0%	0 / 0%	0 / 0%	0 / 0%
-TC	0	0 / 0%	0 / 0%	0 / 0%	0 / 0%	0 / 0%	0 / 0%	0 / 0%
-I	0	0 / 0%	0 / 0%	0 / 0%	0 / 0%	0 / 0%	0 / 0%	0 / 0%
	<b>0</b>	<b>0 / 0%</b>	<b>0 / 0%</b>	<b>0 / 0%</b>	<b>0 / 0%</b>	<b>0 / 0%</b>	<b>0 / 0%</b>	<b>0 / 0%</b>

201 - SUPREME COURT - OTHER SERVICES UNADJUSTED GOAL IS 26%

T	\$340,732	\$190,734 / 55.98%	0 / 0%	0 / 0%	\$190,734 / 55.98%	0 / 0%	0 / 0%	0 / 0%
N	\$24,502	0 / 0%	0 / 0%	0 / 0%	0 / 0%	0 / 0%	0 / 0%	0 / 0%
S	***	0 / 0%	0 / 0%	0 / 0%	0 / 0%	0 / 0%	0 / 0%	0 / 0%
-TC	\$216	0 / 0%	0 / 0%	0 / 0%	0 / 0%	0 / 0%	0 / 0%	0 / 0%
-I	0	0 / 0%	0 / 0%	0 / 0%	0 / 0%	0 / 0%	0 / 0%	0 / 0%
	<b>\$365,018</b>	<b>\$190,734 / 55.98%</b>	<b>0 / 0%</b>	<b>0 / 0%</b>	<b>\$190,734 / 55.98%</b>	<b>0 / 0%</b>	<b>0 / 0%</b>	<b>0 / 0%</b>

201 - SUPREME COURT - COMMODITY PURCHASING UNADJUSTED GOAL IS 21.1%

T	\$38,936	\$6,096 / 15.66%	0 / 0%	0 / 0%	\$3,208 / 8.24%	\$2,888 / 7.42%	0 / 0%	0 / 0%
N	\$6,545	\$6,545 / 100.00%	0 / 0%	0 / 0%	\$997 / 15.24%	\$5,548 / 84.76%	0 / 0%	0 / 0%
S	***	0 / 0%	0 / 0%	0 / 0%	0 / 0%	0 / 0%	0 / 0%	0 / 0%
-TC	0	0 / 0%	0 / 0%	0 / 0%	0 / 0%	0 / 0%	0 / 0%	0 / 0%
-I	0	0 / 0%	0 / 0%	0 / 0%	0 / 0%	0 / 0%	0 / 0%	0 / 0%
	<b>\$45,481</b>	<b>\$12,642 / 115.66%</b>	<b>0 / 0%</b>	<b>0 / 0%</b>	<b>\$4,206 / 23.48%</b>	<b>\$8,436 / 92.18%</b>	<b>0 / 0%</b>	<b>0 / 0%</b>

\*\*\* DOLLARS REPORTED BUT NOT SHOWN IN THESE COLUMNS. T=TREASURY, N=NON-TREASURY, S=SUBCONTRACTOR FUNDS & PROCUREMENT CARD HUB PURCHASES, TC=TERM CONTRACT, I= INTER GOVERNMENTAL



TEXAS HISTORICALLY UNDERUTILIZED BUSINESS (HUB) SEMI-ANNUAL REPORT RECEIVED FOR FISCAL YEAR 2023

SECTION VII - STATE AGENCY EXPENDITURE DATA

FUND TYPE	TOTAL EXPENDITURE	TOTAL SPENT WITH HUBS AMOUNT / %	BLACK AMOUNT / %	HISPANIC AMOUNT / %	WOMAN AMOUNT / %	ASIAN PACIFIC AMOUNT / %	NATIVE AMERICAN AMOUNT / %	SERVICE-DISABLED VETERAN AMOUNT / %
<b>201 - SUPREME COURT - Statewide Grand Total Expenditures</b>								
T	\$379,668	\$196,830 / 51.84%	0 / 0%	0 / 0%	\$193,942 / 51.08%	\$2,888 / 0.76%	0 / 0%	0 / 0%
N	\$31,047	\$6,545 / 21.08%	0 / 0%	0 / 0%	\$997 / 3.21%	\$5,548 / 17.87%	0 / 0%	0 / 0%
S	***	0 / 0%	0 / 0%	0 / 0%	0 / 0%	0 / 0%	0 / 0%	0 / 0%
-TC	\$216	0 / 0%	0 / 0%	0 / 0%	0 / 0%	0 / 0%	0 / 0%	0 / 0%
-I	0	0 / 0%	0 / 0%	0 / 0%	0 / 0%	0 / 0%	0 / 0%	0 / 0%
	<b>\$410,499</b>	<b>\$203,375 / 72.93%</b>	<b>0 / 0%</b>	<b>0 / 0%</b>	<b>\$194,939 / 54.29%</b>	<b>\$8,436 / 18.63%</b>	<b>0 / 0%</b>	<b>0 / 0%</b>

\*\*\* DOLLARS REPORTED BUT NOT SHOWN IN THESE COLUMNS. T=TREASURY, N=NON-TREASURY, S=SUBCONTRACTOR FUNDS & PROCUREMENT CARD HUB PURCHASES, TC=TERM CONTRACT, I= INTER GOVERNMENT





TEXAS HISTORICALLY UNDERUTILIZED BUSINESS (HUB) SEMI-ANNUAL REPORT RECEIVED FOR FISCAL YEAR 2023

SECTION VII - STATE AGENCY EXPENDITURE DATA

FUND TYPE	TOTAL EXPENDITURE	TOTAL SPENT WITH HUBS AMOUNT / %	BLACK AMOUNT / %	HISPANIC AMOUNT / %	WOMAN AMOUNT / %	ASIAN PACIFIC AMOUNT / %	NATIVE AMERICAN AMOUNT / %	SERVICE-DISABLED VETERAN AMOUNT / %
-----------	-------------------	----------------------------------	------------------	---------------------	------------------	--------------------------	----------------------------	-------------------------------------

211 - COURT OF CRIMINAL APPEALS - HEAVY CONSTRUCTION UNADJUSTED GOAL IS 11.2%

T	0	0 / 0%	0 / 0%	0 / 0%	0 / 0%	0 / 0%	0 / 0%	0 / 0%
N	0	0 / 0%	0 / 0%	0 / 0%	0 / 0%	0 / 0%	0 / 0%	0 / 0%
S	***	0 / 0%	0 / 0%	0 / 0%	0 / 0%	0 / 0%	0 / 0%	0 / 0%
-TC	0	0 / 0%	0 / 0%	0 / 0%	0 / 0%	0 / 0%	0 / 0%	0 / 0%
-I	0	0 / 0%	0 / 0%	0 / 0%	0 / 0%	0 / 0%	0 / 0%	0 / 0%
	<b>0</b>	<b>0 / 0%</b>	<b>0 / 0%</b>	<b>0 / 0%</b>	<b>0 / 0%</b>	<b>0 / 0%</b>	<b>0 / 0%</b>	<b>0 / 0%</b>

211 - COURT OF CRIMINAL APPEALS - BUILDING CONSTRUCTION UNADJUSTED GOAL IS 21.1%

T	0	0 / 0%	0 / 0%	0 / 0%	0 / 0%	0 / 0%	0 / 0%	0 / 0%
N	0	0 / 0%	0 / 0%	0 / 0%	0 / 0%	0 / 0%	0 / 0%	0 / 0%
S	***	0 / 0%	0 / 0%	0 / 0%	0 / 0%	0 / 0%	0 / 0%	0 / 0%
-TC	0	0 / 0%	0 / 0%	0 / 0%	0 / 0%	0 / 0%	0 / 0%	0 / 0%
-I	0	0 / 0%	0 / 0%	0 / 0%	0 / 0%	0 / 0%	0 / 0%	0 / 0%
	<b>0</b>	<b>0 / 0%</b>	<b>0 / 0%</b>	<b>0 / 0%</b>	<b>0 / 0%</b>	<b>0 / 0%</b>	<b>0 / 0%</b>	<b>0 / 0%</b>

211 - COURT OF CRIMINAL APPEALS - SPECIAL TRADE UNADJUSTED GOAL IS 32.9%

T	0	0 / 0%	0 / 0%	0 / 0%	0 / 0%	0 / 0%	0 / 0%	0 / 0%
N	0	0 / 0%	0 / 0%	0 / 0%	0 / 0%	0 / 0%	0 / 0%	0 / 0%
S	***	0 / 0%	0 / 0%	0 / 0%	0 / 0%	0 / 0%	0 / 0%	0 / 0%
-TC	0	0 / 0%	0 / 0%	0 / 0%	0 / 0%	0 / 0%	0 / 0%	0 / 0%
-I	0	0 / 0%	0 / 0%	0 / 0%	0 / 0%	0 / 0%	0 / 0%	0 / 0%
	<b>0</b>	<b>0 / 0%</b>	<b>0 / 0%</b>	<b>0 / 0%</b>	<b>0 / 0%</b>	<b>0 / 0%</b>	<b>0 / 0%</b>	<b>0 / 0%</b>

\*\*\* DOLLARS REPORTED BUT NOT SHOWN IN THESE COLUMNS. T=TREASURY, N=NON-TREASURY, S=SUBCONTRACTOR FUNDS & PROCUREMENT CARD HUB PURCHASES, TC=TERM CONTRACT, I= INTER GOVERNMENTAL



TEXAS HISTORICALLY UNDERUTILIZED BUSINESS (HUB) SEMI-ANNUAL REPORT RECEIVED FOR FISCAL YEAR 2023

SECTION VII - STATE AGENCY EXPENDITURE DATA

FUND TYPE	TOTAL EXPENDITURE	TOTAL SPENT WITH HUBS AMOUNT / %	BLACK AMOUNT / %	HISPANIC AMOUNT / %	WOMAN AMOUNT / %	ASIAN PACIFIC AMOUNT / %	NATIVE AMERICAN AMOUNT / %	SERVICE-DISABLED VETERAN AMOUNT / %
-----------	-------------------	----------------------------------	------------------	---------------------	------------------	--------------------------	----------------------------	-------------------------------------

211 - COURT OF CRIMINAL APPEALS - PROFESSIONAL SERVICES UNADJUSTED GOAL IS 23.7%

T	0	0 / 0%	0 / 0%	0 / 0%	0 / 0%	0 / 0%	0 / 0%	0 / 0%
N	0	0 / 0%	0 / 0%	0 / 0%	0 / 0%	0 / 0%	0 / 0%	0 / 0%
S	***	0 / 0%	0 / 0%	0 / 0%	0 / 0%	0 / 0%	0 / 0%	0 / 0%
-TC	0	0 / 0%	0 / 0%	0 / 0%	0 / 0%	0 / 0%	0 / 0%	0 / 0%
-I	0	0 / 0%	0 / 0%	0 / 0%	0 / 0%	0 / 0%	0 / 0%	0 / 0%
	<b>0</b>	<b>0 / 0%</b>	<b>0 / 0%</b>	<b>0 / 0%</b>	<b>0 / 0%</b>	<b>0 / 0%</b>	<b>0 / 0%</b>	<b>0 / 0%</b>

211 - COURT OF CRIMINAL APPEALS - OTHER SERVICES UNADJUSTED GOAL IS 26%

T	\$31,997	0 / 0%	0 / 0%	0 / 0%	0 / 0%	0 / 0%	0 / 0%	0 / 0%
N	0	0 / 0%	0 / 0%	0 / 0%	0 / 0%	0 / 0%	0 / 0%	0 / 0%
S	***	0 / 0%	0 / 0%	0 / 0%	0 / 0%	0 / 0%	0 / 0%	0 / 0%
-TC	\$95	0 / 0%	0 / 0%	0 / 0%	0 / 0%	0 / 0%	0 / 0%	0 / 0%
-I	0	0 / 0%	0 / 0%	0 / 0%	0 / 0%	0 / 0%	0 / 0%	0 / 0%
	<b>\$31,902</b>	<b>0 / 0%</b>	<b>0 / 0%</b>	<b>0 / 0%</b>	<b>0 / 0%</b>	<b>0 / 0%</b>	<b>0 / 0%</b>	<b>0 / 0%</b>

211 - COURT OF CRIMINAL APPEALS - COMMODITY PURCHASING UNADJUSTED GOAL IS 21.1%

T	\$23,367	\$3,541 / 15.15%	0 / 0%	0 / 0%	\$3,060 / 13.09%	\$481 / 2.06%	0 / 0%	0 / 0%
N	0	0 / 0%	0 / 0%	0 / 0%	0 / 0%	0 / 0%	0 / 0%	0 / 0%
S	***	0 / 0%	0 / 0%	0 / 0%	0 / 0%	0 / 0%	0 / 0%	0 / 0%
-TC	\$3,018	\$48 / 1.60%	0 / 0%	0 / 0%	\$48 / 1.60%	0 / 0%	0 / 0%	0 / 0%
-I	0	0 / 0%	0 / 0%	0 / 0%	0 / 0%	0 / 0%	0 / 0%	0 / 0%
	<b>\$20,348</b>	<b>\$3,493 / 16.75%</b>	<b>0 / 0%</b>	<b>0 / 0%</b>	<b>\$3,012 / 14.69%</b>	<b>\$481 / 2.06%</b>	<b>0 / 0%</b>	<b>0 / 0%</b>

\*\*\* DOLLARS REPORTED BUT NOT SHOWN IN THESE COLUMNS. T=TREASURY, N=NON-TREASURY, S=SUBCONTRACTOR FUNDS & PROCUREMENT CARD HUB PURCHASES, TC=TERM CONTRACT, I= INTER GOVERNMENT



TEXAS HISTORICALLY UNDERUTILIZED BUSINESS (HUB) SEMI-ANNUAL REPORT RECEIVED FOR FISCAL YEAR 2023

SECTION VII - STATE AGENCY EXPENDITURE DATA

FUND TYPE	TOTAL EXPENDITURE	TOTAL SPENT WITH HUBS AMOUNT / %	BLACK AMOUNT / %	HISPANIC AMOUNT / %	WOMAN AMOUNT / %	ASIAN PACIFIC AMOUNT / %	NATIVE AMERICAN AMOUNT / %	SERVICE-DISABLED VETERAN AMOUNT / %
<b>211 - COURT OF CRIMINAL APPEALS - Statewide Grand Total Expenditures</b>								
T	\$55,363	\$3,541 / 6.40%	0 / 0%	0 / 0%	\$3,060 / 5.53%	\$481 / 0.87%	0 / 0%	0 / 0%
N	0	0 / 0%	0 / 0%	0 / 0%	0 / 0%	0 / 0%	0 / 0%	0 / 0%
S	***	0 / 0%	0 / 0%	0 / 0%	0 / 0%	0 / 0%	0 / 0%	0 / 0%
-TC	\$3,113	\$48 / 1.55%	0 / 0%	0 / 0%	\$48 / 1.55%	0 / 0%	0 / 0%	0 / 0%
-I	0	0 / 0%	0 / 0%	0 / 0%	0 / 0%	0 / 0%	0 / 0%	0 / 0%
	<b>\$52,250</b>	<b>\$3,493 / 7.94%</b>	<b>0 / 0%</b>	<b>0 / 0%</b>	<b>\$3,012 / 7.07%</b>	<b>\$481 / 0.87%</b>	<b>0 / 0%</b>	<b>0 / 0%</b>

\*\*\* DOLLARS REPORTED BUT NOT SHOWN IN THESE COLUMNS. T=TREASURY, N=NON-TREASURY, S=SUBCONTRACTOR FUNDS & PROCUREMENT CARD HUB PURCHASES, TC=TERM CONTRACT, I= INTER GOVERNMENTAL



TEXAS HISTORICALLY UNDERUTILIZED BUSINESS (HUB) SEMI-ANNUAL REPORT RECEIVED FOR FISCAL YEAR 2023

SECTION VII - STATE AGENCY EXPENDITURE DATA

FUND TYPE	TOTAL EXPENDITURE	TOTAL SPENT WITH HUBS AMOUNT / %	BLACK AMOUNT / %	HISPANIC AMOUNT / %	WOMAN AMOUNT / %	ASIAN PACIFIC AMOUNT / %	NATIVE AMERICAN AMOUNT / %	SERVICE-DISABLED VETERAN AMOUNT / %
-----------	-------------------	----------------------------------	------------------	---------------------	------------------	--------------------------	----------------------------	-------------------------------------

212 - OFFICE OF COURT ADMINISTRATION - HEAVY CONSTRUCTION UNADJUSTED GOAL IS 11.2%

T	0	0 / 0%	0 / 0%	0 / 0%	0 / 0%	0 / 0%	0 / 0%	0 / 0%
N	0	0 / 0%	0 / 0%	0 / 0%	0 / 0%	0 / 0%	0 / 0%	0 / 0%
S	***	0 / 0%	0 / 0%	0 / 0%	0 / 0%	0 / 0%	0 / 0%	0 / 0%
-TC	0	0 / 0%	0 / 0%	0 / 0%	0 / 0%	0 / 0%	0 / 0%	0 / 0%
-I	0	0 / 0%	0 / 0%	0 / 0%	0 / 0%	0 / 0%	0 / 0%	0 / 0%
	<b>0</b>	<b>0 / 0%</b>	<b>0 / 0%</b>	<b>0 / 0%</b>	<b>0 / 0%</b>	<b>0 / 0%</b>	<b>0 / 0%</b>	<b>0 / 0%</b>

212 - OFFICE OF COURT ADMINISTRATION - BUILDING CONSTRUCTION UNADJUSTED GOAL IS 21.1%

T	0	0 / 0%	0 / 0%	0 / 0%	0 / 0%	0 / 0%	0 / 0%	0 / 0%
N	0	0 / 0%	0 / 0%	0 / 0%	0 / 0%	0 / 0%	0 / 0%	0 / 0%
S	***	0 / 0%	0 / 0%	0 / 0%	0 / 0%	0 / 0%	0 / 0%	0 / 0%
-TC	0	0 / 0%	0 / 0%	0 / 0%	0 / 0%	0 / 0%	0 / 0%	0 / 0%
-I	0	0 / 0%	0 / 0%	0 / 0%	0 / 0%	0 / 0%	0 / 0%	0 / 0%
	<b>0</b>	<b>0 / 0%</b>	<b>0 / 0%</b>	<b>0 / 0%</b>	<b>0 / 0%</b>	<b>0 / 0%</b>	<b>0 / 0%</b>	<b>0 / 0%</b>

212 - OFFICE OF COURT ADMINISTRATION - SPECIAL TRADE UNADJUSTED GOAL IS 32.9%

T	0	0 / 0%	0 / 0%	0 / 0%	0 / 0%	0 / 0%	0 / 0%	0 / 0%
N	0	0 / 0%	0 / 0%	0 / 0%	0 / 0%	0 / 0%	0 / 0%	0 / 0%
S	***	0 / 0%	0 / 0%	0 / 0%	0 / 0%	0 / 0%	0 / 0%	0 / 0%
-TC	0	0 / 0%	0 / 0%	0 / 0%	0 / 0%	0 / 0%	0 / 0%	0 / 0%
-I	0	0 / 0%	0 / 0%	0 / 0%	0 / 0%	0 / 0%	0 / 0%	0 / 0%
	<b>0</b>	<b>0 / 0%</b>	<b>0 / 0%</b>	<b>0 / 0%</b>	<b>0 / 0%</b>	<b>0 / 0%</b>	<b>0 / 0%</b>	<b>0 / 0%</b>

\*\*\* DOLLARS REPORTED BUT NOT SHOWN IN THESE COLUMNS. T=TREASURY, N=NON-TREASURY, S=SUBCONTRACTOR FUNDS & PROCUREMENT CARD HUB PURCHASES, TC=TERM CONTRACT, I= INTER GOVERNMENTAL



TEXAS HISTORICALLY UNDERUTILIZED BUSINESS (HUB) SEMI-ANNUAL REPORT RECEIVED FOR FISCAL YEAR 2023

SECTION VII - STATE AGENCY EXPENDITURE DATA

FUND TYPE	TOTAL EXPENDITURE	TOTAL SPENT WITH HUBS AMOUNT / %	BLACK AMOUNT / %	HISPANIC AMOUNT / %	WOMAN AMOUNT / %	ASIAN PACIFIC AMOUNT / %	NATIVE AMERICAN AMOUNT / %	SERVICE-DISABLED VETERAN AMOUNT / %
-----------	-------------------	----------------------------------	------------------	---------------------	------------------	--------------------------	----------------------------	-------------------------------------

212 - OFFICE OF COURT ADMINISTRATION - PROFESSIONAL SERVICES UNADJUSTED GOAL IS 23.7%

T	0	0 / 0%	0 / 0%	0 / 0%	0 / 0%	0 / 0%	0 / 0%	0 / 0%
N	0	0 / 0%	0 / 0%	0 / 0%	0 / 0%	0 / 0%	0 / 0%	0 / 0%
S	***	0 / 0%	0 / 0%	0 / 0%	0 / 0%	0 / 0%	0 / 0%	0 / 0%
-TC	0	0 / 0%	0 / 0%	0 / 0%	0 / 0%	0 / 0%	0 / 0%	0 / 0%
-I	0	0 / 0%	0 / 0%	0 / 0%	0 / 0%	0 / 0%	0 / 0%	0 / 0%
	<b>0</b>	<b>0 / 0%</b>	<b>0 / 0%</b>	<b>0 / 0%</b>	<b>0 / 0%</b>	<b>0 / 0%</b>	<b>0 / 0%</b>	<b>0 / 0%</b>

212 - OFFICE OF COURT ADMINISTRATION - OTHER SERVICES UNADJUSTED GOAL IS 26%

T	\$9,263,937	\$44,467 / 0.48%	0 / 0%	\$3,515 / 0.04%	\$11,002 / 0.12%	\$29,950 / 0.32%	0 / 0%	0 / 0%
N	0	0 / 0%	0 / 0%	0 / 0%	0 / 0%	0 / 0%	0 / 0%	0 / 0%
S	***	0 / 0%	0 / 0%	0 / 0%	0 / 0%	0 / 0%	0 / 0%	0 / 0%
-TC	\$6,768	0 / 0%	0 / 0%	0 / 0%	0 / 0%	0 / 0%	0 / 0%	0 / 0%
-I	\$253,483	0 / 0%	0 / 0%	0 / 0%	0 / 0%	0 / 0%	0 / 0%	0 / 0%
	<b>\$9,003,685</b>	<b>\$44,467 / 0.48%</b>	<b>0 / 0%</b>	<b>\$3,515 / 0.04%</b>	<b>\$11,002 / 0.12%</b>	<b>\$29,950 / 0.32%</b>	<b>0 / 0%</b>	<b>0 / 0%</b>

212 - OFFICE OF COURT ADMINISTRATION - COMMODITY PURCHASING UNADJUSTED GOAL IS 21.1%

T	\$212,067	\$34,557 / 16.30%	0 / 0%	0 / 0%	\$14,780 / 6.97%	\$19,777 / 9.33%	0 / 0%	0 / 0%
N	0	0 / 0%	0 / 0%	0 / 0%	0 / 0%	0 / 0%	0 / 0%	0 / 0%
S	***	\$154 / 0.10%	0 / 0%	0 / 0%	\$154 / 0.10%	0 / 0%	0 / 0%	0 / 0%
-TC	\$166	\$161 / 96.84%	0 / 0%	0 / 0%	\$50 / 30.23%	\$111 / 66.62%	0 / 0%	0 / 0%
-I	0	0 / 0%	0 / 0%	0 / 0%	0 / 0%	0 / 0%	0 / 0%	0 / 0%
	<b>\$211,901</b>	<b>\$34,549 / 113.24%</b>	<b>0 / 0%</b>	<b>0 / 0%</b>	<b>\$14,884 / 37.29%</b>	<b>\$19,666 / 75.94%</b>	<b>0 / 0%</b>	<b>0 / 0%</b>

\*\*\* DOLLARS REPORTED BUT NOT SHOWN IN THESE COLUMNS. T=TREASURY, N=NON-TREASURY, S=SUBCONTRACTOR FUNDS & PROCUREMENT CARD HUB PURCHASES, TC=TERM CONTRACT, I= INTER GOVERNMENTAL



TEXAS HISTORICALLY UNDERUTILIZED BUSINESS (HUB) SEMI-ANNUAL REPORT RECEIVED FOR FISCAL YEAR 2023

SECTION VII - STATE AGENCY EXPENDITURE DATA

FUND TYPE	TOTAL EXPENDITURE	TOTAL SPENT WITH HUBS AMOUNT / %	BLACK AMOUNT / %	HISPANIC AMOUNT / %	WOMAN AMOUNT / %	ASIAN PACIFIC AMOUNT / %	NATIVE AMERICAN AMOUNT / %	SERVICE-DISABLED VETERAN AMOUNT / %
<b>212 - OFFICE OF COURT ADMINISTRATION - Statewide Grand Total Expenditures</b>								
T	\$9,476,004	\$79,024 / 0.83%	0 / 0%	\$3,515 / 0.04%	\$25,782 / 0.27%	\$49,727 / 0.52%	0 / 0%	0 / 0%
N	0	0 / 0%	0 / 0%	0 / 0%	0 / 0%	0 / 0%	0 / 0%	0 / 0%
S	***	\$154 / 0.10%	0 / 0%	0 / 0%	\$154 / 0.10%	0 / 0%	0 / 0%	0 / 0%
-TC	\$6,935	\$161 / 2.32%	0 / 0%	0 / 0%	\$50 / 0.73%	\$111 / 1.60%	0 / 0%	0 / 0%
-I	\$253,483	0 / 0%	0 / 0%	0 / 0%	0 / 0%	0 / 0%	0 / 0%	0 / 0%
	<b>\$9,215,586</b>	<b>\$79,017 / 3.26%</b>	<b>0 / 0%</b>	<b>\$3,515 / 0.04%</b>	<b>\$25,886 / 1.10%</b>	<b>\$49,616 / 2.12%</b>	<b>0 / 0%</b>	<b>0 / 0%</b>

\*\*\* DOLLARS REPORTED BUT NOT SHOWN IN THESE COLUMNS. T=TREASURY, N=NON-TREASURY, S=SUBCONTRACTOR FUNDS & PROCUREMENT CARD HUB PURCHASES, TC=TERM CONTRACT, I= INTER GOVERNMENTAL



TEXAS HISTORICALLY UNDERUTILIZED BUSINESS (HUB) SEMI-ANNUAL REPORT RECEIVED FOR FISCAL YEAR 2023

SECTION VII - STATE AGENCY EXPENDITURE DATA

FUND TYPE	TOTAL EXPENDITURE	TOTAL SPENT WITH HUBS AMOUNT / %	BLACK AMOUNT / %	HISPANIC AMOUNT / %	WOMAN AMOUNT / %	ASIAN PACIFIC AMOUNT / %	NATIVE AMERICAN AMOUNT / %	SERVICE-DISABLED VETERAN AMOUNT / %
-----------	-------------------	----------------------------------	------------------	---------------------	------------------	--------------------------	----------------------------	-------------------------------------

213 - OFFICE OF STATE PROSECUTING ATTORNEY - HEAVY CONSTRUCTION UNADJUSTED GOAL IS 11.2%

T	0	0 / 0%	0 / 0%	0 / 0%	0 / 0%	0 / 0%	0 / 0%	0 / 0%
N	0	0 / 0%	0 / 0%	0 / 0%	0 / 0%	0 / 0%	0 / 0%	0 / 0%
S	***	0 / 0%	0 / 0%	0 / 0%	0 / 0%	0 / 0%	0 / 0%	0 / 0%
-TC	0	0 / 0%	0 / 0%	0 / 0%	0 / 0%	0 / 0%	0 / 0%	0 / 0%
-I	0	0 / 0%	0 / 0%	0 / 0%	0 / 0%	0 / 0%	0 / 0%	0 / 0%
	<b>0</b>	<b>0 / 0%</b>	<b>0 / 0%</b>	<b>0 / 0%</b>	<b>0 / 0%</b>	<b>0 / 0%</b>	<b>0 / 0%</b>	<b>0 / 0%</b>

213 - OFFICE OF STATE PROSECUTING ATTORNEY - BUILDING CONSTRUCTION UNADJUSTED GOAL IS 21.1%

T	0	0 / 0%	0 / 0%	0 / 0%	0 / 0%	0 / 0%	0 / 0%	0 / 0%
N	0	0 / 0%	0 / 0%	0 / 0%	0 / 0%	0 / 0%	0 / 0%	0 / 0%
S	***	0 / 0%	0 / 0%	0 / 0%	0 / 0%	0 / 0%	0 / 0%	0 / 0%
-TC	0	0 / 0%	0 / 0%	0 / 0%	0 / 0%	0 / 0%	0 / 0%	0 / 0%
-I	0	0 / 0%	0 / 0%	0 / 0%	0 / 0%	0 / 0%	0 / 0%	0 / 0%
	<b>0</b>	<b>0 / 0%</b>	<b>0 / 0%</b>	<b>0 / 0%</b>	<b>0 / 0%</b>	<b>0 / 0%</b>	<b>0 / 0%</b>	<b>0 / 0%</b>

213 - OFFICE OF STATE PROSECUTING ATTORNEY - SPECIAL TRADE UNADJUSTED GOAL IS 32.9%

T	0	0 / 0%	0 / 0%	0 / 0%	0 / 0%	0 / 0%	0 / 0%	0 / 0%
N	0	0 / 0%	0 / 0%	0 / 0%	0 / 0%	0 / 0%	0 / 0%	0 / 0%
S	***	0 / 0%	0 / 0%	0 / 0%	0 / 0%	0 / 0%	0 / 0%	0 / 0%
-TC	0	0 / 0%	0 / 0%	0 / 0%	0 / 0%	0 / 0%	0 / 0%	0 / 0%
-I	0	0 / 0%	0 / 0%	0 / 0%	0 / 0%	0 / 0%	0 / 0%	0 / 0%
	<b>0</b>	<b>0 / 0%</b>	<b>0 / 0%</b>	<b>0 / 0%</b>	<b>0 / 0%</b>	<b>0 / 0%</b>	<b>0 / 0%</b>	<b>0 / 0%</b>

\*\*\* DOLLARS REPORTED BUT NOT SHOWN IN THESE COLUMNS. T=TREASURY, N=NON-TREASURY, S=SUBCONTRACTOR FUNDS & PROCUREMENT CARD HUB PURCHASES, TC=TERM CONTRACT, I= INTER GOVERNMENTAL



TEXAS HISTORICALLY UNDERUTILIZED BUSINESS (HUB) SEMI-ANNUAL REPORT RECEIVED FOR FISCAL YEAR 2023

SECTION VII - STATE AGENCY EXPENDITURE DATA

FUND TYPE	TOTAL EXPENDITURE	TOTAL SPENT WITH HUBS AMOUNT / %	BLACK AMOUNT / %	HISPANIC AMOUNT / %	WOMAN AMOUNT / %	ASIAN PACIFIC AMOUNT / %	NATIVE AMERICAN AMOUNT / %	SERVICE-DISABLED VETERAN AMOUNT / %
<b>213 - OFFICE OF STATE PROSECUTING ATTORNEY - PROFESSIONAL SERVICES UNADJUSTED GOAL IS 23.7%</b>								
T	0	0 / 0%	0 / 0%	0 / 0%	0 / 0%	0 / 0%	0 / 0%	0 / 0%
N	0	0 / 0%	0 / 0%	0 / 0%	0 / 0%	0 / 0%	0 / 0%	0 / 0%
S	***	0 / 0%	0 / 0%	0 / 0%	0 / 0%	0 / 0%	0 / 0%	0 / 0%
-TC	0	0 / 0%	0 / 0%	0 / 0%	0 / 0%	0 / 0%	0 / 0%	0 / 0%
-I	0	0 / 0%	0 / 0%	0 / 0%	0 / 0%	0 / 0%	0 / 0%	0 / 0%
	<b>0</b>	<b>0 / 0%</b>	<b>0 / 0%</b>	<b>0 / 0%</b>	<b>0 / 0%</b>	<b>0 / 0%</b>	<b>0 / 0%</b>	<b>0 / 0%</b>

<b>213 - OFFICE OF STATE PROSECUTING ATTORNEY - OTHER SERVICES UNADJUSTED GOAL IS 26%</b>								
T	\$282	0 / 0%	0 / 0%	0 / 0%	0 / 0%	0 / 0%	0 / 0%	0 / 0%
N	0	0 / 0%	0 / 0%	0 / 0%	0 / 0%	0 / 0%	0 / 0%	0 / 0%
S	***	0 / 0%	0 / 0%	0 / 0%	0 / 0%	0 / 0%	0 / 0%	0 / 0%
-TC	0	0 / 0%	0 / 0%	0 / 0%	0 / 0%	0 / 0%	0 / 0%	0 / 0%
-I	0	0 / 0%	0 / 0%	0 / 0%	0 / 0%	0 / 0%	0 / 0%	0 / 0%
	<b>\$282</b>	<b>0 / 0%</b>	<b>0 / 0%</b>	<b>0 / 0%</b>	<b>0 / 0%</b>	<b>0 / 0%</b>	<b>0 / 0%</b>	<b>0 / 0%</b>

<b>213 - OFFICE OF STATE PROSECUTING ATTORNEY - COMMODITY PURCHASING UNADJUSTED GOAL IS 21.1%</b>								
T	0	0 / 0%	0 / 0%	0 / 0%	0 / 0%	0 / 0%	0 / 0%	0 / 0%
N	0	0 / 0%	0 / 0%	0 / 0%	0 / 0%	0 / 0%	0 / 0%	0 / 0%
S	***	0 / 0%	0 / 0%	0 / 0%	0 / 0%	0 / 0%	0 / 0%	0 / 0%
-TC	0	0 / 0%	0 / 0%	0 / 0%	0 / 0%	0 / 0%	0 / 0%	0 / 0%
-I	0	0 / 0%	0 / 0%	0 / 0%	0 / 0%	0 / 0%	0 / 0%	0 / 0%
	<b>0</b>	<b>0 / 0%</b>	<b>0 / 0%</b>	<b>0 / 0%</b>	<b>0 / 0%</b>	<b>0 / 0%</b>	<b>0 / 0%</b>	<b>0 / 0%</b>

\*\*\* DOLLARS REPORTED BUT NOT SHOWN IN THESE COLUMNS. T=TREASURY, N=NON-TREASURY, S=SUBCONTRACTOR FUNDS & PROCUREMENT CARD HUB PURCHASES, TC=TERM CONTRACT, I= INTER GOVERNMENT





TEXAS HISTORICALLY UNDERUTILIZED BUSINESS (HUB) SEMI-ANNUAL REPORT RECEIVED FOR FISCAL YEAR 2023

SECTION VII - STATE AGENCY EXPENDITURE DATA

FUND TYPE	TOTAL EXPENDITURE	TOTAL SPENT WITH HUBS AMOUNT / %	BLACK AMOUNT / %	HISPANIC AMOUNT / %	WOMAN AMOUNT / %	ASIAN PACIFIC AMOUNT / %	NATIVE AMERICAN AMOUNT / %	SERVICE-DISABLED VETERAN AMOUNT / %
<b>213 - OFFICE OF STATE PROSECUTING ATTORNEY - Statewide Grand Total Expenditures</b>								
T	\$282	0 / 0%	0 / 0%	0 / 0%	0 / 0%	0 / 0%	0 / 0%	0 / 0%
N	0	0 / 0%	0 / 0%	0 / 0%	0 / 0%	0 / 0%	0 / 0%	0 / 0%
S	***	0 / 0%	0 / 0%	0 / 0%	0 / 0%	0 / 0%	0 / 0%	0 / 0%
-TC	0	0 / 0%	0 / 0%	0 / 0%	0 / 0%	0 / 0%	0 / 0%	0 / 0%
-I	0	0 / 0%	0 / 0%	0 / 0%	0 / 0%	0 / 0%	0 / 0%	0 / 0%
	<b>\$282</b>	<b>0 / 0%</b>	<b>0 / 0%</b>	<b>0 / 0%</b>	<b>0 / 0%</b>	<b>0 / 0%</b>	<b>0 / 0%</b>	<b>0 / 0%</b>

\*\*\* DOLLARS REPORTED BUT NOT SHOWN IN THESE COLUMNS. T=TREASURY, N=NON-TREASURY, S=SUBCONTRACTOR FUNDS & PROCUREMENT CARD HUB PURCHASES, TC=TERM CONTRACT, I= INTER GOVERNMENTAL



TEXAS HISTORICALLY UNDERUTILIZED BUSINESS (HUB) SEMI-ANNUAL REPORT RECEIVED FOR FISCAL YEAR 2023

SECTION VII - STATE AGENCY EXPENDITURE DATA

FUND TYPE	TOTAL EXPENDITURE	TOTAL SPENT WITH HUBS AMOUNT / %	BLACK AMOUNT / %	HISPANIC AMOUNT / %	WOMAN AMOUNT / %	ASIAN PACIFIC AMOUNT / %	NATIVE AMERICAN AMOUNT / %	SERVICE-DISABLED VETERAN AMOUNT / %
-----------	-------------------	----------------------------------	------------------	---------------------	------------------	--------------------------	----------------------------	-------------------------------------

215 - OFFICE OF CAPITAL AND FORENSIC WRITS - HEAVY CONSTRUCTION UNADJUSTED GOAL IS 11.2%

T	0	0 / 0%	0 / 0%	0 / 0%	0 / 0%	0 / 0%	0 / 0%	0 / 0%
N	0	0 / 0%	0 / 0%	0 / 0%	0 / 0%	0 / 0%	0 / 0%	0 / 0%
S	***	0 / 0%	0 / 0%	0 / 0%	0 / 0%	0 / 0%	0 / 0%	0 / 0%
-TC	0	0 / 0%	0 / 0%	0 / 0%	0 / 0%	0 / 0%	0 / 0%	0 / 0%
-I	0	0 / 0%	0 / 0%	0 / 0%	0 / 0%	0 / 0%	0 / 0%	0 / 0%
	<b>0</b>	<b>0 / 0%</b>	<b>0 / 0%</b>	<b>0 / 0%</b>	<b>0 / 0%</b>	<b>0 / 0%</b>	<b>0 / 0%</b>	<b>0 / 0%</b>

215 - OFFICE OF CAPITAL AND FORENSIC WRITS - BUILDING CONSTRUCTION UNADJUSTED GOAL IS 21.1%

T	0	0 / 0%	0 / 0%	0 / 0%	0 / 0%	0 / 0%	0 / 0%	0 / 0%
N	0	0 / 0%	0 / 0%	0 / 0%	0 / 0%	0 / 0%	0 / 0%	0 / 0%
S	***	0 / 0%	0 / 0%	0 / 0%	0 / 0%	0 / 0%	0 / 0%	0 / 0%
-TC	0	0 / 0%	0 / 0%	0 / 0%	0 / 0%	0 / 0%	0 / 0%	0 / 0%
-I	0	0 / 0%	0 / 0%	0 / 0%	0 / 0%	0 / 0%	0 / 0%	0 / 0%
	<b>0</b>	<b>0 / 0%</b>	<b>0 / 0%</b>	<b>0 / 0%</b>	<b>0 / 0%</b>	<b>0 / 0%</b>	<b>0 / 0%</b>	<b>0 / 0%</b>

215 - OFFICE OF CAPITAL AND FORENSIC WRITS - SPECIAL TRADE UNADJUSTED GOAL IS 32.9%

T	0	0 / 0%	0 / 0%	0 / 0%	0 / 0%	0 / 0%	0 / 0%	0 / 0%
N	0	0 / 0%	0 / 0%	0 / 0%	0 / 0%	0 / 0%	0 / 0%	0 / 0%
S	***	0 / 0%	0 / 0%	0 / 0%	0 / 0%	0 / 0%	0 / 0%	0 / 0%
-TC	0	0 / 0%	0 / 0%	0 / 0%	0 / 0%	0 / 0%	0 / 0%	0 / 0%
-I	0	0 / 0%	0 / 0%	0 / 0%	0 / 0%	0 / 0%	0 / 0%	0 / 0%
	<b>0</b>	<b>0 / 0%</b>	<b>0 / 0%</b>	<b>0 / 0%</b>	<b>0 / 0%</b>	<b>0 / 0%</b>	<b>0 / 0%</b>	<b>0 / 0%</b>

\*\*\* DOLLARS REPORTED BUT NOT SHOWN IN THESE COLUMNS. T=TREASURY, N=NON-TREASURY, S=SUBCONTRACTOR FUNDS & PROCUREMENT CARD HUB PURCHASES, TC=TERM CONTRACT, I= INTER GOVERNMENT



TEXAS HISTORICALLY UNDERUTILIZED BUSINESS (HUB) SEMI-ANNUAL REPORT RECEIVED FOR FISCAL YEAR 2023

SECTION VII - STATE AGENCY EXPENDITURE DATA

FUND TYPE	TOTAL EXPENDITURE	TOTAL SPENT WITH HUBS AMOUNT / %	BLACK AMOUNT / %	HISPANIC AMOUNT / %	WOMAN AMOUNT / %	ASIAN PACIFIC AMOUNT / %	NATIVE AMERICAN AMOUNT / %	SERVICE-DISABLED VETERAN AMOUNT / %
-----------	-------------------	----------------------------------	------------------	---------------------	------------------	--------------------------	----------------------------	-------------------------------------

215 - OFFICE OF CAPITAL AND FORENSIC WRITS - PROFESSIONAL SERVICES UNADJUSTED GOAL IS 23.7%

T	0	0 / 0%	0 / 0%	0 / 0%	0 / 0%	0 / 0%	0 / 0%	0 / 0%
N	0	0 / 0%	0 / 0%	0 / 0%	0 / 0%	0 / 0%	0 / 0%	0 / 0%
S	***	0 / 0%	0 / 0%	0 / 0%	0 / 0%	0 / 0%	0 / 0%	0 / 0%
-TC	0	0 / 0%	0 / 0%	0 / 0%	0 / 0%	0 / 0%	0 / 0%	0 / 0%
-I	0	0 / 0%	0 / 0%	0 / 0%	0 / 0%	0 / 0%	0 / 0%	0 / 0%
	<b>0</b>	<b>0 / 0%</b>	<b>0 / 0%</b>	<b>0 / 0%</b>	<b>0 / 0%</b>	<b>0 / 0%</b>	<b>0 / 0%</b>	<b>0 / 0%</b>

215 - OFFICE OF CAPITAL AND FORENSIC WRITS - OTHER SERVICES UNADJUSTED GOAL IS 26%

T	\$49,547	0 / 0%	0 / 0%	0 / 0%	0 / 0%	0 / 0%	0 / 0%	0 / 0%
N	0	0 / 0%	0 / 0%	0 / 0%	0 / 0%	0 / 0%	0 / 0%	0 / 0%
S	***	0 / 0%	0 / 0%	0 / 0%	0 / 0%	0 / 0%	0 / 0%	0 / 0%
-TC	\$230	0 / 0%	0 / 0%	0 / 0%	0 / 0%	0 / 0%	0 / 0%	0 / 0%
-I	0	0 / 0%	0 / 0%	0 / 0%	0 / 0%	0 / 0%	0 / 0%	0 / 0%
	<b>\$49,317</b>	<b>0 / 0%</b>	<b>0 / 0%</b>	<b>0 / 0%</b>	<b>0 / 0%</b>	<b>0 / 0%</b>	<b>0 / 0%</b>	<b>0 / 0%</b>

215 - OFFICE OF CAPITAL AND FORENSIC WRITS - COMMODITY PURCHASING UNADJUSTED GOAL IS 21.1%

T	\$3,897	0 / 0%	0 / 0%	0 / 0%	0 / 0%	0 / 0%	0 / 0%	0 / 0%
N	0	0 / 0%	0 / 0%	0 / 0%	0 / 0%	0 / 0%	0 / 0%	0 / 0%
S	***	0 / 0%	0 / 0%	0 / 0%	0 / 0%	0 / 0%	0 / 0%	0 / 0%
-TC	\$51	0 / 0%	0 / 0%	0 / 0%	0 / 0%	0 / 0%	0 / 0%	0 / 0%
-I	0	0 / 0%	0 / 0%	0 / 0%	0 / 0%	0 / 0%	0 / 0%	0 / 0%
	<b>\$3,846</b>	<b>0 / 0%</b>	<b>0 / 0%</b>	<b>0 / 0%</b>	<b>0 / 0%</b>	<b>0 / 0%</b>	<b>0 / 0%</b>	<b>0 / 0%</b>

\*\*\* DOLLARS REPORTED BUT NOT SHOWN IN THESE COLUMNS. T=TREASURY, N=NON-TREASURY, S=SUBCONTRACTOR FUNDS & PROCUREMENT CARD HUB PURCHASES, TC=TERM CONTRACT, I= INTER GOVERNMENT



TEXAS HISTORICALLY UNDERUTILIZED BUSINESS (HUB) SEMI-ANNUAL REPORT RECEIVED FOR FISCAL YEAR 2023

SECTION VII - STATE AGENCY EXPENDITURE DATA

FUND TYPE	TOTAL EXPENDITURE	TOTAL SPENT WITH HUBS AMOUNT / %	BLACK AMOUNT / %	HISPANIC AMOUNT / %	WOMAN AMOUNT / %	ASIAN PACIFIC AMOUNT / %	NATIVE AMERICAN AMOUNT / %	SERVICE-DISABLED VETERAN AMOUNT / %
<b>215 - OFFICE OF CAPITAL AND FORENSIC WRITS - Statewide Grand Total Expenditures</b>								
T	\$53,444	0 / 0%	0 / 0%	0 / 0%	0 / 0%	0 / 0%	0 / 0%	0 / 0%
N	0	0 / 0%	0 / 0%	0 / 0%	0 / 0%	0 / 0%	0 / 0%	0 / 0%
S	***	0 / 0%	0 / 0%	0 / 0%	0 / 0%	0 / 0%	0 / 0%	0 / 0%
-TC	\$281	0 / 0%	0 / 0%	0 / 0%	0 / 0%	0 / 0%	0 / 0%	0 / 0%
-I	0	0 / 0%	0 / 0%	0 / 0%	0 / 0%	0 / 0%	0 / 0%	0 / 0%
	<b>\$53,163</b>	<b>0 / 0%</b>	<b>0 / 0%</b>	<b>0 / 0%</b>	<b>0 / 0%</b>	<b>0 / 0%</b>	<b>0 / 0%</b>	<b>0 / 0%</b>

\*\*\* DOLLARS REPORTED BUT NOT SHOWN IN THESE COLUMNS. T=TREASURY, N=NON-TREASURY, S=SUBCONTRACTOR FUNDS & PROCUREMENT CARD HUB PURCHASES, TC=TERM CONTRACT, I= INTER GOVERNMENTAL



TEXAS HISTORICALLY UNDERUTILIZED BUSINESS (HUB) SEMI-ANNUAL REPORT RECEIVED FOR FISCAL YEAR 2023

SECTION VII - STATE AGENCY EXPENDITURE DATA

FUND TYPE	TOTAL EXPENDITURE	TOTAL SPENT WITH HUBS AMOUNT / %	BLACK AMOUNT / %	HISPANIC AMOUNT / %	WOMAN AMOUNT / %	ASIAN PACIFIC AMOUNT / %	NATIVE AMERICAN AMOUNT / %	SERVICE-DISABLED VETERAN AMOUNT / %
-----------	-------------------	----------------------------------	------------------	---------------------	------------------	--------------------------	----------------------------	-------------------------------------

221 - FIRST COURT OF APPEALS - HEAVY CONSTRUCTION UNADJUSTED GOAL IS 11.2%

T	0	0 / 0%	0 / 0%	0 / 0%	0 / 0%	0 / 0%	0 / 0%	0 / 0%
N	0	0 / 0%	0 / 0%	0 / 0%	0 / 0%	0 / 0%	0 / 0%	0 / 0%
S	***	0 / 0%	0 / 0%	0 / 0%	0 / 0%	0 / 0%	0 / 0%	0 / 0%
-TC	0	0 / 0%	0 / 0%	0 / 0%	0 / 0%	0 / 0%	0 / 0%	0 / 0%
-I	0	0 / 0%	0 / 0%	0 / 0%	0 / 0%	0 / 0%	0 / 0%	0 / 0%
	<b>0</b>	<b>0 / 0%</b>	<b>0 / 0%</b>	<b>0 / 0%</b>	<b>0 / 0%</b>	<b>0 / 0%</b>	<b>0 / 0%</b>	<b>0 / 0%</b>

221 - FIRST COURT OF APPEALS - BUILDING CONSTRUCTION UNADJUSTED GOAL IS 21.1%

T	0	0 / 0%	0 / 0%	0 / 0%	0 / 0%	0 / 0%	0 / 0%	0 / 0%
N	0	0 / 0%	0 / 0%	0 / 0%	0 / 0%	0 / 0%	0 / 0%	0 / 0%
S	***	0 / 0%	0 / 0%	0 / 0%	0 / 0%	0 / 0%	0 / 0%	0 / 0%
-TC	0	0 / 0%	0 / 0%	0 / 0%	0 / 0%	0 / 0%	0 / 0%	0 / 0%
-I	0	0 / 0%	0 / 0%	0 / 0%	0 / 0%	0 / 0%	0 / 0%	0 / 0%
	<b>0</b>	<b>0 / 0%</b>	<b>0 / 0%</b>	<b>0 / 0%</b>	<b>0 / 0%</b>	<b>0 / 0%</b>	<b>0 / 0%</b>	<b>0 / 0%</b>

221 - FIRST COURT OF APPEALS - SPECIAL TRADE UNADJUSTED GOAL IS 32.9%

T	0	0 / 0%	0 / 0%	0 / 0%	0 / 0%	0 / 0%	0 / 0%	0 / 0%
N	0	0 / 0%	0 / 0%	0 / 0%	0 / 0%	0 / 0%	0 / 0%	0 / 0%
S	***	0 / 0%	0 / 0%	0 / 0%	0 / 0%	0 / 0%	0 / 0%	0 / 0%
-TC	0	0 / 0%	0 / 0%	0 / 0%	0 / 0%	0 / 0%	0 / 0%	0 / 0%
-I	0	0 / 0%	0 / 0%	0 / 0%	0 / 0%	0 / 0%	0 / 0%	0 / 0%
	<b>0</b>	<b>0 / 0%</b>	<b>0 / 0%</b>	<b>0 / 0%</b>	<b>0 / 0%</b>	<b>0 / 0%</b>	<b>0 / 0%</b>	<b>0 / 0%</b>

\*\*\* DOLLARS REPORTED BUT NOT SHOWN IN THESE COLUMNS. T=TREASURY, N=NON-TREASURY, S=SUBCONTRACTOR FUNDS & PROCUREMENT CARD HUB PURCHASES, TC=TERM CONTRACT, I= INTER GOVERNMENTAL



TEXAS HISTORICALLY UNDERUTILIZED BUSINESS (HUB) SEMI-ANNUAL REPORT RECEIVED FOR FISCAL YEAR 2023

SECTION VII - STATE AGENCY EXPENDITURE DATA

FUND TYPE	TOTAL EXPENDITURE	TOTAL SPENT WITH HUBS AMOUNT / %	BLACK AMOUNT / %	HISPANIC AMOUNT / %	WOMAN AMOUNT / %	ASIAN PACIFIC AMOUNT / %	NATIVE AMERICAN AMOUNT / %	SERVICE-DISABLED VETERAN AMOUNT / %
-----------	-------------------	----------------------------------	------------------	---------------------	------------------	--------------------------	----------------------------	-------------------------------------

221 - FIRST COURT OF APPEALS - PROFESSIONAL SERVICES UNADJUSTED GOAL IS 23.7%

T	0	0 / 0%	0 / 0%	0 / 0%	0 / 0%	0 / 0%	0 / 0%	0 / 0%
N	0	0 / 0%	0 / 0%	0 / 0%	0 / 0%	0 / 0%	0 / 0%	0 / 0%
S	***	0 / 0%	0 / 0%	0 / 0%	0 / 0%	0 / 0%	0 / 0%	0 / 0%
-TC	0	0 / 0%	0 / 0%	0 / 0%	0 / 0%	0 / 0%	0 / 0%	0 / 0%
-I	0	0 / 0%	0 / 0%	0 / 0%	0 / 0%	0 / 0%	0 / 0%	0 / 0%
	<b>0</b>	<b>0 / 0%</b>	<b>0 / 0%</b>	<b>0 / 0%</b>	<b>0 / 0%</b>	<b>0 / 0%</b>	<b>0 / 0%</b>	<b>0 / 0%</b>

221 - FIRST COURT OF APPEALS - OTHER SERVICES UNADJUSTED GOAL IS 26%

T	\$15,912	0 / 0%	0 / 0%	0 / 0%	0 / 0%	0 / 0%	0 / 0%	0 / 0%
N	0	0 / 0%	0 / 0%	0 / 0%	0 / 0%	0 / 0%	0 / 0%	0 / 0%
S	***	0 / 0%	0 / 0%	0 / 0%	0 / 0%	0 / 0%	0 / 0%	0 / 0%
-TC	\$10,823	0 / 0%	0 / 0%	0 / 0%	0 / 0%	0 / 0%	0 / 0%	0 / 0%
-I	0	0 / 0%	0 / 0%	0 / 0%	0 / 0%	0 / 0%	0 / 0%	0 / 0%
	<b>\$5,089</b>	<b>0 / 0%</b>	<b>0 / 0%</b>	<b>0 / 0%</b>	<b>0 / 0%</b>	<b>0 / 0%</b>	<b>0 / 0%</b>	<b>0 / 0%</b>

221 - FIRST COURT OF APPEALS - COMMODITY PURCHASING UNADJUSTED GOAL IS 21.1%

T	\$1,483	0 / 0%	0 / 0%	0 / 0%	0 / 0%	0 / 0%	0 / 0%	0 / 0%
N	0	0 / 0%	0 / 0%	0 / 0%	0 / 0%	0 / 0%	0 / 0%	0 / 0%
S	***	0 / 0%	0 / 0%	0 / 0%	0 / 0%	0 / 0%	0 / 0%	0 / 0%
-TC	0	0 / 0%	0 / 0%	0 / 0%	0 / 0%	0 / 0%	0 / 0%	0 / 0%
-I	0	0 / 0%	0 / 0%	0 / 0%	0 / 0%	0 / 0%	0 / 0%	0 / 0%
	<b>\$1,483</b>	<b>0 / 0%</b>	<b>0 / 0%</b>	<b>0 / 0%</b>	<b>0 / 0%</b>	<b>0 / 0%</b>	<b>0 / 0%</b>	<b>0 / 0%</b>

\*\*\* DOLLARS REPORTED BUT NOT SHOWN IN THESE COLUMNS. T=TREASURY, N=NON-TREASURY, S=SUBCONTRACTOR FUNDS & PROCUREMENT CARD HUB PURCHASES, TC=TERM CONTRACT, I= INTER GOVERNMENTAL



TEXAS HISTORICALLY UNDERUTILIZED BUSINESS (HUB) SEMI-ANNUAL REPORT RECEIVED FOR FISCAL YEAR 2023

SECTION VII - STATE AGENCY EXPENDITURE DATA

FUND TYPE	TOTAL EXPENDITURE	TOTAL SPENT WITH HUBS AMOUNT / %	BLACK AMOUNT / %	HISPANIC AMOUNT / %	WOMAN AMOUNT / %	ASIAN PACIFIC AMOUNT / %	NATIVE AMERICAN AMOUNT / %	SERVICE-DISABLED VETERAN AMOUNT / %
<b>221 - FIRST COURT OF APPEALS - Statewide Grand Total Expenditures</b>								
T	\$17,395	0 / 0%	0 / 0%	0 / 0%	0 / 0%	0 / 0%	0 / 0%	0 / 0%
N	0	0 / 0%	0 / 0%	0 / 0%	0 / 0%	0 / 0%	0 / 0%	0 / 0%
S	***	0 / 0%	0 / 0%	0 / 0%	0 / 0%	0 / 0%	0 / 0%	0 / 0%
-TC	\$10,823	0 / 0%	0 / 0%	0 / 0%	0 / 0%	0 / 0%	0 / 0%	0 / 0%
-I	0	0 / 0%	0 / 0%	0 / 0%	0 / 0%	0 / 0%	0 / 0%	0 / 0%
	<b>\$6,571</b>	<b>0 / 0%</b>	<b>0 / 0%</b>	<b>0 / 0%</b>	<b>0 / 0%</b>	<b>0 / 0%</b>	<b>0 / 0%</b>	<b>0 / 0%</b>

\*\*\* DOLLARS REPORTED BUT NOT SHOWN IN THESE COLUMNS. T=TREASURY, N=NON-TREASURY, S=SUBCONTRACTOR FUNDS & PROCUREMENT CARD HUB PURCHASES, TC=TERM CONTRACT, I= INTER GOVERNMENTAL



TEXAS HISTORICALLY UNDERUTILIZED BUSINESS (HUB) SEMI-ANNUAL REPORT RECEIVED FOR FISCAL YEAR 2023

SECTION VII - STATE AGENCY EXPENDITURE DATA

FUND TYPE	TOTAL EXPENDITURE	TOTAL SPENT WITH HUBS AMOUNT / %	BLACK AMOUNT / %	HISPANIC AMOUNT / %	WOMAN AMOUNT / %	ASIAN PACIFIC AMOUNT / %	NATIVE AMERICAN AMOUNT / %	SERVICE-DISABLED VETERAN AMOUNT / %
-----------	-------------------	----------------------------------	------------------	---------------------	------------------	--------------------------	----------------------------	-------------------------------------

222 - COURT OF APPEALS - SECOND COURT - HEAVY CONSTRUCTION UNADJUSTED GOAL IS 11.2%

T	0	0 / 0%	0 / 0%	0 / 0%	0 / 0%	0 / 0%	0 / 0%	0 / 0%
N	0	0 / 0%	0 / 0%	0 / 0%	0 / 0%	0 / 0%	0 / 0%	0 / 0%
S	***	0 / 0%	0 / 0%	0 / 0%	0 / 0%	0 / 0%	0 / 0%	0 / 0%
-TC	0	0 / 0%	0 / 0%	0 / 0%	0 / 0%	0 / 0%	0 / 0%	0 / 0%
-I	0	0 / 0%	0 / 0%	0 / 0%	0 / 0%	0 / 0%	0 / 0%	0 / 0%
	<b>0</b>	<b>0 / 0%</b>	<b>0 / 0%</b>	<b>0 / 0%</b>	<b>0 / 0%</b>	<b>0 / 0%</b>	<b>0 / 0%</b>	<b>0 / 0%</b>

222 - COURT OF APPEALS - SECOND COURT - BUILDING CONSTRUCTION UNADJUSTED GOAL IS 21.1%

T	0	0 / 0%	0 / 0%	0 / 0%	0 / 0%	0 / 0%	0 / 0%	0 / 0%
N	0	0 / 0%	0 / 0%	0 / 0%	0 / 0%	0 / 0%	0 / 0%	0 / 0%
S	***	0 / 0%	0 / 0%	0 / 0%	0 / 0%	0 / 0%	0 / 0%	0 / 0%
-TC	0	0 / 0%	0 / 0%	0 / 0%	0 / 0%	0 / 0%	0 / 0%	0 / 0%
-I	0	0 / 0%	0 / 0%	0 / 0%	0 / 0%	0 / 0%	0 / 0%	0 / 0%
	<b>0</b>	<b>0 / 0%</b>	<b>0 / 0%</b>	<b>0 / 0%</b>	<b>0 / 0%</b>	<b>0 / 0%</b>	<b>0 / 0%</b>	<b>0 / 0%</b>

222 - COURT OF APPEALS - SECOND COURT - SPECIAL TRADE UNADJUSTED GOAL IS 32.9%

T	0	0 / 0%	0 / 0%	0 / 0%	0 / 0%	0 / 0%	0 / 0%	0 / 0%
N	0	0 / 0%	0 / 0%	0 / 0%	0 / 0%	0 / 0%	0 / 0%	0 / 0%
S	***	0 / 0%	0 / 0%	0 / 0%	0 / 0%	0 / 0%	0 / 0%	0 / 0%
-TC	0	0 / 0%	0 / 0%	0 / 0%	0 / 0%	0 / 0%	0 / 0%	0 / 0%
-I	0	0 / 0%	0 / 0%	0 / 0%	0 / 0%	0 / 0%	0 / 0%	0 / 0%
	<b>0</b>	<b>0 / 0%</b>	<b>0 / 0%</b>	<b>0 / 0%</b>	<b>0 / 0%</b>	<b>0 / 0%</b>	<b>0 / 0%</b>	<b>0 / 0%</b>

\*\*\* DOLLARS REPORTED BUT NOT SHOWN IN THESE COLUMNS. T=TREASURY, N=NON-TREASURY, S=SUBCONTRACTOR FUNDS & PROCUREMENT CARD HUB PURCHASES, TC=TERM CONTRACT, I= INTER GOVERNMENT





TEXAS HISTORICALLY UNDERUTILIZED BUSINESS (HUB) SEMI-ANNUAL REPORT RECEIVED FOR FISCAL YEAR 2023

SECTION VII - STATE AGENCY EXPENDITURE DATA

FUND TYPE	TOTAL EXPENDITURE	TOTAL SPENT WITH HUBS AMOUNT / %	BLACK AMOUNT / %	HISPANIC AMOUNT / %	WOMAN AMOUNT / %	ASIAN PACIFIC AMOUNT / %	NATIVE AMERICAN AMOUNT / %	SERVICE-DISABLED VETERAN AMOUNT / %
-----------	-------------------	----------------------------------	------------------	---------------------	------------------	--------------------------	----------------------------	-------------------------------------

222 - COURT OF APPEALS - SECOND COURT - PROFESSIONAL SERVICES UNADJUSTED GOAL IS 23.7%

T	0	0 / 0%	0 / 0%	0 / 0%	0 / 0%	0 / 0%	0 / 0%	0 / 0%
N	0	0 / 0%	0 / 0%	0 / 0%	0 / 0%	0 / 0%	0 / 0%	0 / 0%
S	***	0 / 0%	0 / 0%	0 / 0%	0 / 0%	0 / 0%	0 / 0%	0 / 0%
-TC	0	0 / 0%	0 / 0%	0 / 0%	0 / 0%	0 / 0%	0 / 0%	0 / 0%
-I	0	0 / 0%	0 / 0%	0 / 0%	0 / 0%	0 / 0%	0 / 0%	0 / 0%
	<b>0</b>	<b>0 / 0%</b>	<b>0 / 0%</b>	<b>0 / 0%</b>	<b>0 / 0%</b>	<b>0 / 0%</b>	<b>0 / 0%</b>	<b>0 / 0%</b>

222 - COURT OF APPEALS - SECOND COURT - OTHER SERVICES UNADJUSTED GOAL IS 26%

T	\$23,274	0 / 0%	0 / 0%	0 / 0%	0 / 0%	0 / 0%	0 / 0%	0 / 0%
N	0	0 / 0%	0 / 0%	0 / 0%	0 / 0%	0 / 0%	0 / 0%	0 / 0%
S	***	0 / 0%	0 / 0%	0 / 0%	0 / 0%	0 / 0%	0 / 0%	0 / 0%
-TC	0	0 / 0%	0 / 0%	0 / 0%	0 / 0%	0 / 0%	0 / 0%	0 / 0%
-I	0	0 / 0%	0 / 0%	0 / 0%	0 / 0%	0 / 0%	0 / 0%	0 / 0%
	<b>\$23,274</b>	<b>0 / 0%</b>	<b>0 / 0%</b>	<b>0 / 0%</b>	<b>0 / 0%</b>	<b>0 / 0%</b>	<b>0 / 0%</b>	<b>0 / 0%</b>

222 - COURT OF APPEALS - SECOND COURT - COMMODITY PURCHASING UNADJUSTED GOAL IS 21.1%

T	\$2,529	\$133 / 5.27%	0 / 0%	0 / 0%	\$133 / 5.27%	0 / 0%	0 / 0%	0 / 0%
N	0	0 / 0%	0 / 0%	0 / 0%	0 / 0%	0 / 0%	0 / 0%	0 / 0%
S	***	0 / 0%	0 / 0%	0 / 0%	0 / 0%	0 / 0%	0 / 0%	0 / 0%
-TC	\$429	0 / 0%	0 / 0%	0 / 0%	0 / 0%	0 / 0%	0 / 0%	0 / 0%
-I	0	0 / 0%	0 / 0%	0 / 0%	0 / 0%	0 / 0%	0 / 0%	0 / 0%
	<b>\$2,100</b>	<b>\$133 / 5.27%</b>	<b>0 / 0%</b>	<b>0 / 0%</b>	<b>\$133 / 5.27%</b>	<b>0 / 0%</b>	<b>0 / 0%</b>	<b>0 / 0%</b>

\*\*\* DOLLARS REPORTED BUT NOT SHOWN IN THESE COLUMNS. T=TREASURY, N=NON-TREASURY, S=SUBCONTRACTOR FUNDS & PROCUREMENT CARD HUB PURCHASES, TC=TERM CONTRACT, I= INTER GOVERNMENTAL



TEXAS HISTORICALLY UNDERUTILIZED BUSINESS (HUB) SEMI-ANNUAL REPORT RECEIVED FOR FISCAL YEAR 2023

SECTION VII - STATE AGENCY EXPENDITURE DATA

FUND TYPE	TOTAL EXPENDITURE	TOTAL SPENT WITH HUBS AMOUNT / %	BLACK AMOUNT / %	HISPANIC AMOUNT / %	WOMAN AMOUNT / %	ASIAN PACIFIC AMOUNT / %	NATIVE AMERICAN AMOUNT / %	SERVICE-DISABLED VETERAN AMOUNT / %
<b>222 - COURT OF APPEALS - SECOND COURT - Statewide Grand Total Expenditures</b>								
T	\$25,803	\$133 / 0.52%	0 / 0%	0 / 0%	\$133 / 0.52%	0 / 0%	0 / 0%	0 / 0%
N	0	0 / 0%	0 / 0%	0 / 0%	0 / 0%	0 / 0%	0 / 0%	0 / 0%
S	***	0 / 0%	0 / 0%	0 / 0%	0 / 0%	0 / 0%	0 / 0%	0 / 0%
-TC	\$429	0 / 0%	0 / 0%	0 / 0%	0 / 0%	0 / 0%	0 / 0%	0 / 0%
-I	0	0 / 0%	0 / 0%	0 / 0%	0 / 0%	0 / 0%	0 / 0%	0 / 0%
	<b>\$25,374</b>	<b>\$133 / 0.52%</b>	<b>0 / 0%</b>	<b>0 / 0%</b>	<b>\$133 / 0.52%</b>	<b>0 / 0%</b>	<b>0 / 0%</b>	<b>0 / 0%</b>

\*\*\* DOLLARS REPORTED BUT NOT SHOWN IN THESE COLUMNS. T=TREASURY, N=NON-TREASURY, S=SUBCONTRACTOR FUNDS & PROCUREMENT CARD HUB PURCHASES, TC=TERM CONTRACT, I= INTER GOVERNMENTAL



TEXAS HISTORICALLY UNDERUTILIZED BUSINESS (HUB) SEMI-ANNUAL REPORT RECEIVED FOR FISCAL YEAR 2023

SECTION VII - STATE AGENCY EXPENDITURE DATA

FUND TYPE	TOTAL EXPENDITURE	TOTAL SPENT WITH HUBS AMOUNT / %	BLACK AMOUNT / %	HISPANIC AMOUNT / %	WOMAN AMOUNT / %	ASIAN PACIFIC AMOUNT / %	NATIVE AMERICAN AMOUNT / %	SERVICE-DISABLED VETERAN AMOUNT / %
<b>223 - COURT OF APPEALS - THIRD COURT - HEAVY CONSTRUCTION UNADJUSTED GOAL IS 11.2%</b>								
T	0	0 / 0%	0 / 0%	0 / 0%	0 / 0%	0 / 0%	0 / 0%	0 / 0%
N	0	0 / 0%	0 / 0%	0 / 0%	0 / 0%	0 / 0%	0 / 0%	0 / 0%
S	***	0 / 0%	0 / 0%	0 / 0%	0 / 0%	0 / 0%	0 / 0%	0 / 0%
-TC	0	0 / 0%	0 / 0%	0 / 0%	0 / 0%	0 / 0%	0 / 0%	0 / 0%
-I	0	0 / 0%	0 / 0%	0 / 0%	0 / 0%	0 / 0%	0 / 0%	0 / 0%
	<b>0</b>	<b>0 / 0%</b>	<b>0 / 0%</b>	<b>0 / 0%</b>	<b>0 / 0%</b>	<b>0 / 0%</b>	<b>0 / 0%</b>	<b>0 / 0%</b>

<b>223 - COURT OF APPEALS - THIRD COURT - BUILDING CONSTRUCTION UNADJUSTED GOAL IS 21.1%</b>								
T	0	0 / 0%	0 / 0%	0 / 0%	0 / 0%	0 / 0%	0 / 0%	0 / 0%
N	0	0 / 0%	0 / 0%	0 / 0%	0 / 0%	0 / 0%	0 / 0%	0 / 0%
S	***	0 / 0%	0 / 0%	0 / 0%	0 / 0%	0 / 0%	0 / 0%	0 / 0%
-TC	0	0 / 0%	0 / 0%	0 / 0%	0 / 0%	0 / 0%	0 / 0%	0 / 0%
-I	0	0 / 0%	0 / 0%	0 / 0%	0 / 0%	0 / 0%	0 / 0%	0 / 0%
	<b>0</b>	<b>0 / 0%</b>	<b>0 / 0%</b>	<b>0 / 0%</b>	<b>0 / 0%</b>	<b>0 / 0%</b>	<b>0 / 0%</b>	<b>0 / 0%</b>

<b>223 - COURT OF APPEALS - THIRD COURT - SPECIAL TRADE UNADJUSTED GOAL IS 32.9%</b>								
T	0	0 / 0%	0 / 0%	0 / 0%	0 / 0%	0 / 0%	0 / 0%	0 / 0%
N	0	0 / 0%	0 / 0%	0 / 0%	0 / 0%	0 / 0%	0 / 0%	0 / 0%
S	***	0 / 0%	0 / 0%	0 / 0%	0 / 0%	0 / 0%	0 / 0%	0 / 0%
-TC	0	0 / 0%	0 / 0%	0 / 0%	0 / 0%	0 / 0%	0 / 0%	0 / 0%
-I	0	0 / 0%	0 / 0%	0 / 0%	0 / 0%	0 / 0%	0 / 0%	0 / 0%
	<b>0</b>	<b>0 / 0%</b>	<b>0 / 0%</b>	<b>0 / 0%</b>	<b>0 / 0%</b>	<b>0 / 0%</b>	<b>0 / 0%</b>	<b>0 / 0%</b>

\*\*\* DOLLARS REPORTED BUT NOT SHOWN IN THESE COLUMNS. T=TREASURY, N=NON-TREASURY, S=SUBCONTRACTOR FUNDS & PROCUREMENT CARD HUB PURCHASES, TC=TERM CONTRACT, I= INTER GOVERNMENTAL



TEXAS HISTORICALLY UNDERUTILIZED BUSINESS (HUB) SEMI-ANNUAL REPORT RECEIVED FOR FISCAL YEAR 2023

SECTION VII - STATE AGENCY EXPENDITURE DATA

FUND TYPE	TOTAL EXPENDITURE	TOTAL SPENT WITH HUBS AMOUNT / %	BLACK AMOUNT / %	HISPANIC AMOUNT / %	WOMAN AMOUNT / %	ASIAN PACIFIC AMOUNT / %	NATIVE AMERICAN AMOUNT / %	SERVICE-DISABLED VETERAN AMOUNT / %
-----------	-------------------	----------------------------------	------------------	---------------------	------------------	--------------------------	----------------------------	-------------------------------------

223 - COURT OF APPEALS - THIRD COURT - PROFESSIONAL SERVICES UNADJUSTED GOAL IS 23.7%

T	0	0 / 0%	0 / 0%	0 / 0%	0 / 0%	0 / 0%	0 / 0%	0 / 0%
N	0	0 / 0%	0 / 0%	0 / 0%	0 / 0%	0 / 0%	0 / 0%	0 / 0%
S	***	0 / 0%	0 / 0%	0 / 0%	0 / 0%	0 / 0%	0 / 0%	0 / 0%
-TC	0	0 / 0%	0 / 0%	0 / 0%	0 / 0%	0 / 0%	0 / 0%	0 / 0%
-I	0	0 / 0%	0 / 0%	0 / 0%	0 / 0%	0 / 0%	0 / 0%	0 / 0%
	<b>0</b>	<b>0 / 0%</b>	<b>0 / 0%</b>	<b>0 / 0%</b>	<b>0 / 0%</b>	<b>0 / 0%</b>	<b>0 / 0%</b>	<b>0 / 0%</b>

223 - COURT OF APPEALS - THIRD COURT - OTHER SERVICES UNADJUSTED GOAL IS 26%

T	0	0 / 0%	0 / 0%	0 / 0%	0 / 0%	0 / 0%	0 / 0%	0 / 0%
N	0	0 / 0%	0 / 0%	0 / 0%	0 / 0%	0 / 0%	0 / 0%	0 / 0%
S	***	0 / 0%	0 / 0%	0 / 0%	0 / 0%	0 / 0%	0 / 0%	0 / 0%
-TC	0	0 / 0%	0 / 0%	0 / 0%	0 / 0%	0 / 0%	0 / 0%	0 / 0%
-I	0	0 / 0%	0 / 0%	0 / 0%	0 / 0%	0 / 0%	0 / 0%	0 / 0%
	<b>0</b>	<b>0 / 0%</b>	<b>0 / 0%</b>	<b>0 / 0%</b>	<b>0 / 0%</b>	<b>0 / 0%</b>	<b>0 / 0%</b>	<b>0 / 0%</b>

223 - COURT OF APPEALS - THIRD COURT - COMMODITY PURCHASING UNADJUSTED GOAL IS 21.1%

T	0	0 / 0%	0 / 0%	0 / 0%	0 / 0%	0 / 0%	0 / 0%	0 / 0%
N	0	0 / 0%	0 / 0%	0 / 0%	0 / 0%	0 / 0%	0 / 0%	0 / 0%
S	***	0 / 0%	0 / 0%	0 / 0%	0 / 0%	0 / 0%	0 / 0%	0 / 0%
-TC	0	0 / 0%	0 / 0%	0 / 0%	0 / 0%	0 / 0%	0 / 0%	0 / 0%
-I	0	0 / 0%	0 / 0%	0 / 0%	0 / 0%	0 / 0%	0 / 0%	0 / 0%
	<b>0</b>	<b>0 / 0%</b>	<b>0 / 0%</b>	<b>0 / 0%</b>	<b>0 / 0%</b>	<b>0 / 0%</b>	<b>0 / 0%</b>	<b>0 / 0%</b>

\*\*\* DOLLARS REPORTED BUT NOT SHOWN IN THESE COLUMNS. T=TREASURY, N=NON-TREASURY, S=SUBCONTRACTOR FUNDS & PROCUREMENT CARD HUB PURCHASES, TC=TERM CONTRACT, I= INTER GOVERNMENT



TEXAS HISTORICALLY UNDERUTILIZED BUSINESS (HUB) SEMI-ANNUAL REPORT RECEIVED FOR FISCAL YEAR 2023

SECTION VII - STATE AGENCY EXPENDITURE DATA

FUND TYPE	TOTAL EXPENDITURE	TOTAL SPENT WITH HUBS AMOUNT / %	BLACK AMOUNT / %	HISPANIC AMOUNT / %	WOMAN AMOUNT / %	ASIAN PACIFIC AMOUNT / %	NATIVE AMERICAN AMOUNT / %	SERVICE-DISABLED VETERAN AMOUNT / %
<b>223 - COURT OF APPEALS - THIRD COURT - Statewide Grand Total Expenditures</b>								
T	0	0 / 0%	0 / 0%	0 / 0%	0 / 0%	0 / 0%	0 / 0%	0 / 0%
N	0	0 / 0%	0 / 0%	0 / 0%	0 / 0%	0 / 0%	0 / 0%	0 / 0%
S	***	0 / 0%	0 / 0%	0 / 0%	0 / 0%	0 / 0%	0 / 0%	0 / 0%
-TC	0	0 / 0%	0 / 0%	0 / 0%	0 / 0%	0 / 0%	0 / 0%	0 / 0%
-I	0	0 / 0%	0 / 0%	0 / 0%	0 / 0%	0 / 0%	0 / 0%	0 / 0%
	<b>0</b>	<b>0 / 0%</b>	<b>0 / 0%</b>	<b>0 / 0%</b>	<b>0 / 0%</b>	<b>0 / 0%</b>	<b>0 / 0%</b>	<b>0 / 0%</b>

\*\*\* DOLLARS REPORTED BUT NOT SHOWN IN THESE COLUMNS. T=TREASURY, N=NON-TREASURY, S=SUBCONTRACTOR FUNDS & PROCUREMENT CARD HUB PURCHASES, TC=TERM CONTRACT, I= INTER GOVERNMENTAL



TEXAS HISTORICALLY UNDERUTILIZED BUSINESS (HUB) SEMI-ANNUAL REPORT RECEIVED FOR FISCAL YEAR 2023

SECTION VII - STATE AGENCY EXPENDITURE DATA

FUND TYPE	TOTAL EXPENDITURE	TOTAL SPENT WITH HUBS AMOUNT / %	BLACK AMOUNT / %	HISPANIC AMOUNT / %	WOMAN AMOUNT / %	ASIAN PACIFIC AMOUNT / %	NATIVE AMERICAN AMOUNT / %	SERVICE-DISABLED VETERAN AMOUNT / %
-----------	-------------------	----------------------------------	------------------	---------------------	------------------	--------------------------	----------------------------	-------------------------------------

224 - COURT OF APPEALS - FOURTH COURT - HEAVY CONSTRUCTION UNADJUSTED GOAL IS 11.2%

T	0	0 / 0%	0 / 0%	0 / 0%	0 / 0%	0 / 0%	0 / 0%	0 / 0%
N	0	0 / 0%	0 / 0%	0 / 0%	0 / 0%	0 / 0%	0 / 0%	0 / 0%
S	***	0 / 0%	0 / 0%	0 / 0%	0 / 0%	0 / 0%	0 / 0%	0 / 0%
-TC	0	0 / 0%	0 / 0%	0 / 0%	0 / 0%	0 / 0%	0 / 0%	0 / 0%
-I	0	0 / 0%	0 / 0%	0 / 0%	0 / 0%	0 / 0%	0 / 0%	0 / 0%
	<b>0</b>	<b>0 / 0%</b>	<b>0 / 0%</b>	<b>0 / 0%</b>	<b>0 / 0%</b>	<b>0 / 0%</b>	<b>0 / 0%</b>	<b>0 / 0%</b>

224 - COURT OF APPEALS - FOURTH COURT - BUILDING CONSTRUCTION UNADJUSTED GOAL IS 21.1%

T	0	0 / 0%	0 / 0%	0 / 0%	0 / 0%	0 / 0%	0 / 0%	0 / 0%
N	0	0 / 0%	0 / 0%	0 / 0%	0 / 0%	0 / 0%	0 / 0%	0 / 0%
S	***	0 / 0%	0 / 0%	0 / 0%	0 / 0%	0 / 0%	0 / 0%	0 / 0%
-TC	0	0 / 0%	0 / 0%	0 / 0%	0 / 0%	0 / 0%	0 / 0%	0 / 0%
-I	0	0 / 0%	0 / 0%	0 / 0%	0 / 0%	0 / 0%	0 / 0%	0 / 0%
	<b>0</b>	<b>0 / 0%</b>	<b>0 / 0%</b>	<b>0 / 0%</b>	<b>0 / 0%</b>	<b>0 / 0%</b>	<b>0 / 0%</b>	<b>0 / 0%</b>

224 - COURT OF APPEALS - FOURTH COURT - SPECIAL TRADE UNADJUSTED GOAL IS 32.9%

T	0	0 / 0%	0 / 0%	0 / 0%	0 / 0%	0 / 0%	0 / 0%	0 / 0%
N	0	0 / 0%	0 / 0%	0 / 0%	0 / 0%	0 / 0%	0 / 0%	0 / 0%
S	***	0 / 0%	0 / 0%	0 / 0%	0 / 0%	0 / 0%	0 / 0%	0 / 0%
-TC	0	0 / 0%	0 / 0%	0 / 0%	0 / 0%	0 / 0%	0 / 0%	0 / 0%
-I	0	0 / 0%	0 / 0%	0 / 0%	0 / 0%	0 / 0%	0 / 0%	0 / 0%
	<b>0</b>	<b>0 / 0%</b>	<b>0 / 0%</b>	<b>0 / 0%</b>	<b>0 / 0%</b>	<b>0 / 0%</b>	<b>0 / 0%</b>	<b>0 / 0%</b>

\*\*\* DOLLARS REPORTED BUT NOT SHOWN IN THESE COLUMNS. T=TREASURY, N=NON-TREASURY, S=SUBCONTRACTOR FUNDS & PROCUREMENT CARD HUB PURCHASES, TC=TERM CONTRACT, I= INTER GOVERNMENT



TEXAS HISTORICALLY UNDERUTILIZED BUSINESS (HUB) SEMI-ANNUAL REPORT RECEIVED FOR FISCAL YEAR 2023

SECTION VII - STATE AGENCY EXPENDITURE DATA

FUND TYPE	TOTAL EXPENDITURE	TOTAL SPENT WITH HUBS AMOUNT / %	BLACK AMOUNT / %	HISPANIC AMOUNT / %	WOMAN AMOUNT / %	ASIAN PACIFIC AMOUNT / %	NATIVE AMERICAN AMOUNT / %	SERVICE-DISABLED VETERAN AMOUNT / %
-----------	-------------------	----------------------------------	------------------	---------------------	------------------	--------------------------	----------------------------	-------------------------------------

224 - COURT OF APPEALS - FOURTH COURT - PROFESSIONAL SERVICES UNADJUSTED GOAL IS 23.7%

T	0	0 / 0%	0 / 0%	0 / 0%	0 / 0%	0 / 0%	0 / 0%	0 / 0%
N	0	0 / 0%	0 / 0%	0 / 0%	0 / 0%	0 / 0%	0 / 0%	0 / 0%
S	***	0 / 0%	0 / 0%	0 / 0%	0 / 0%	0 / 0%	0 / 0%	0 / 0%
-TC	0	0 / 0%	0 / 0%	0 / 0%	0 / 0%	0 / 0%	0 / 0%	0 / 0%
-I	0	0 / 0%	0 / 0%	0 / 0%	0 / 0%	0 / 0%	0 / 0%	0 / 0%
	<b>0</b>	<b>0 / 0%</b>	<b>0 / 0%</b>	<b>0 / 0%</b>	<b>0 / 0%</b>	<b>0 / 0%</b>	<b>0 / 0%</b>	<b>0 / 0%</b>

224 - COURT OF APPEALS - FOURTH COURT - OTHER SERVICES UNADJUSTED GOAL IS 26%

T	\$22,131	0 / 0%	0 / 0%	0 / 0%	0 / 0%	0 / 0%	0 / 0%	0 / 0%
N	0	0 / 0%	0 / 0%	0 / 0%	0 / 0%	0 / 0%	0 / 0%	0 / 0%
S	***	0 / 0%	0 / 0%	0 / 0%	0 / 0%	0 / 0%	0 / 0%	0 / 0%
-TC	\$617	0 / 0%	0 / 0%	0 / 0%	0 / 0%	0 / 0%	0 / 0%	0 / 0%
-I	0	0 / 0%	0 / 0%	0 / 0%	0 / 0%	0 / 0%	0 / 0%	0 / 0%
	<b>\$21,514</b>	<b>0 / 0%</b>	<b>0 / 0%</b>	<b>0 / 0%</b>	<b>0 / 0%</b>	<b>0 / 0%</b>	<b>0 / 0%</b>	<b>0 / 0%</b>

224 - COURT OF APPEALS - FOURTH COURT - COMMODITY PURCHASING UNADJUSTED GOAL IS 21.1%

T	\$1,140	0 / 0%	0 / 0%	0 / 0%	0 / 0%	0 / 0%	0 / 0%	0 / 0%
N	0	0 / 0%	0 / 0%	0 / 0%	0 / 0%	0 / 0%	0 / 0%	0 / 0%
S	***	0 / 0%	0 / 0%	0 / 0%	0 / 0%	0 / 0%	0 / 0%	0 / 0%
-TC	\$934	0 / 0%	0 / 0%	0 / 0%	0 / 0%	0 / 0%	0 / 0%	0 / 0%
-I	0	0 / 0%	0 / 0%	0 / 0%	0 / 0%	0 / 0%	0 / 0%	0 / 0%
	<b>\$206</b>	<b>0 / 0%</b>	<b>0 / 0%</b>	<b>0 / 0%</b>	<b>0 / 0%</b>	<b>0 / 0%</b>	<b>0 / 0%</b>	<b>0 / 0%</b>

\*\*\* DOLLARS REPORTED BUT NOT SHOWN IN THESE COLUMNS. T=TREASURY, N=NON-TREASURY, S=SUBCONTRACTOR FUNDS & PROCUREMENT CARD HUB PURCHASES, TC=TERM CONTRACT, I= INTER GOVERNMENTAL



TEXAS HISTORICALLY UNDERUTILIZED BUSINESS (HUB) SEMI-ANNUAL REPORT RECEIVED FOR FISCAL YEAR 2023

SECTION VII - STATE AGENCY EXPENDITURE DATA

FUND TYPE	TOTAL EXPENDITURE	TOTAL SPENT WITH HUBS AMOUNT / %	BLACK AMOUNT / %	HISPANIC AMOUNT / %	WOMAN AMOUNT / %	ASIAN PACIFIC AMOUNT / %	NATIVE AMERICAN AMOUNT / %	SERVICE-DISABLED VETERAN AMOUNT / %
<b>224 - COURT OF APPEALS - FOURTH COURT - Statewide Grand Total Expenditures</b>								
T	\$23,271	0 / 0%	0 / 0%	0 / 0%	0 / 0%	0 / 0%	0 / 0%	0 / 0%
N	0	0 / 0%	0 / 0%	0 / 0%	0 / 0%	0 / 0%	0 / 0%	0 / 0%
S	***	0 / 0%	0 / 0%	0 / 0%	0 / 0%	0 / 0%	0 / 0%	0 / 0%
-TC	\$1,551	0 / 0%	0 / 0%	0 / 0%	0 / 0%	0 / 0%	0 / 0%	0 / 0%
-I	0	0 / 0%	0 / 0%	0 / 0%	0 / 0%	0 / 0%	0 / 0%	0 / 0%
	<b>\$21,720</b>	<b>0 / 0%</b>	<b>0 / 0%</b>	<b>0 / 0%</b>	<b>0 / 0%</b>	<b>0 / 0%</b>	<b>0 / 0%</b>	<b>0 / 0%</b>

\*\*\* DOLLARS REPORTED BUT NOT SHOWN IN THESE COLUMNS. T=TREASURY, N=NON-TREASURY, S=SUBCONTRACTOR FUNDS & PROCUREMENT CARD HUB PURCHASES, TC=TERM CONTRACT, I= INTER GOVERNMENTAL





TEXAS HISTORICALLY UNDERUTILIZED BUSINESS (HUB) SEMI-ANNUAL REPORT RECEIVED FOR FISCAL YEAR 2023

SECTION VII - STATE AGENCY EXPENDITURE DATA

FUND TYPE	TOTAL EXPENDITURE	TOTAL SPENT WITH HUBS AMOUNT / %	BLACK AMOUNT / %	HISPANIC AMOUNT / %	WOMAN AMOUNT / %	ASIAN PACIFIC AMOUNT / %	NATIVE AMERICAN AMOUNT / %	SERVICE-DISABLED VETERAN AMOUNT / %
-----------	-------------------	----------------------------------	------------------	---------------------	------------------	--------------------------	----------------------------	-------------------------------------

225 - COURT OF APPEALS - FIFTH COURT - HEAVY CONSTRUCTION UNADJUSTED GOAL IS 11.2%

T	0	0 / 0%	0 / 0%	0 / 0%	0 / 0%	0 / 0%	0 / 0%	0 / 0%
N	0	0 / 0%	0 / 0%	0 / 0%	0 / 0%	0 / 0%	0 / 0%	0 / 0%
S	***	0 / 0%	0 / 0%	0 / 0%	0 / 0%	0 / 0%	0 / 0%	0 / 0%
-TC	0	0 / 0%	0 / 0%	0 / 0%	0 / 0%	0 / 0%	0 / 0%	0 / 0%
-I	0	0 / 0%	0 / 0%	0 / 0%	0 / 0%	0 / 0%	0 / 0%	0 / 0%
	<b>0</b>	<b>0 / 0%</b>	<b>0 / 0%</b>	<b>0 / 0%</b>	<b>0 / 0%</b>	<b>0 / 0%</b>	<b>0 / 0%</b>	<b>0 / 0%</b>

225 - COURT OF APPEALS - FIFTH COURT - BUILDING CONSTRUCTION UNADJUSTED GOAL IS 21.1%

T	0	0 / 0%	0 / 0%	0 / 0%	0 / 0%	0 / 0%	0 / 0%	0 / 0%
N	0	0 / 0%	0 / 0%	0 / 0%	0 / 0%	0 / 0%	0 / 0%	0 / 0%
S	***	0 / 0%	0 / 0%	0 / 0%	0 / 0%	0 / 0%	0 / 0%	0 / 0%
-TC	0	0 / 0%	0 / 0%	0 / 0%	0 / 0%	0 / 0%	0 / 0%	0 / 0%
-I	0	0 / 0%	0 / 0%	0 / 0%	0 / 0%	0 / 0%	0 / 0%	0 / 0%
	<b>0</b>	<b>0 / 0%</b>	<b>0 / 0%</b>	<b>0 / 0%</b>	<b>0 / 0%</b>	<b>0 / 0%</b>	<b>0 / 0%</b>	<b>0 / 0%</b>

225 - COURT OF APPEALS - FIFTH COURT - SPECIAL TRADE UNADJUSTED GOAL IS 32.9%

T	0	0 / 0%	0 / 0%	0 / 0%	0 / 0%	0 / 0%	0 / 0%	0 / 0%
N	0	0 / 0%	0 / 0%	0 / 0%	0 / 0%	0 / 0%	0 / 0%	0 / 0%
S	***	0 / 0%	0 / 0%	0 / 0%	0 / 0%	0 / 0%	0 / 0%	0 / 0%
-TC	0	0 / 0%	0 / 0%	0 / 0%	0 / 0%	0 / 0%	0 / 0%	0 / 0%
-I	0	0 / 0%	0 / 0%	0 / 0%	0 / 0%	0 / 0%	0 / 0%	0 / 0%
	<b>0</b>	<b>0 / 0%</b>	<b>0 / 0%</b>	<b>0 / 0%</b>	<b>0 / 0%</b>	<b>0 / 0%</b>	<b>0 / 0%</b>	<b>0 / 0%</b>

\*\*\* DOLLARS REPORTED BUT NOT SHOWN IN THESE COLUMNS. T=TREASURY, N=NON-TREASURY, S=SUBCONTRACTOR FUNDS & PROCUREMENT CARD HUB PURCHASES, TC=TERM CONTRACT, I= INTER GOVERNMENTAL



TEXAS HISTORICALLY UNDERUTILIZED BUSINESS (HUB) SEMI-ANNUAL REPORT RECEIVED FOR FISCAL YEAR 2023

SECTION VII - STATE AGENCY EXPENDITURE DATA

FUND TYPE	TOTAL EXPENDITURE	TOTAL SPENT WITH HUBS AMOUNT / %	BLACK AMOUNT / %	HISPANIC AMOUNT / %	WOMAN AMOUNT / %	ASIAN PACIFIC AMOUNT / %	NATIVE AMERICAN AMOUNT / %	SERVICE-DISABLED VETERAN AMOUNT / %
-----------	-------------------	----------------------------------	------------------	---------------------	------------------	--------------------------	----------------------------	-------------------------------------

225 - COURT OF APPEALS - FIFTH COURT - PROFESSIONAL SERVICES UNADJUSTED GOAL IS 23.7%

T	0	0 / 0%	0 / 0%	0 / 0%	0 / 0%	0 / 0%	0 / 0%	0 / 0%
N	0	0 / 0%	0 / 0%	0 / 0%	0 / 0%	0 / 0%	0 / 0%	0 / 0%
S	***	0 / 0%	0 / 0%	0 / 0%	0 / 0%	0 / 0%	0 / 0%	0 / 0%
-TC	0	0 / 0%	0 / 0%	0 / 0%	0 / 0%	0 / 0%	0 / 0%	0 / 0%
-I	0	0 / 0%	0 / 0%	0 / 0%	0 / 0%	0 / 0%	0 / 0%	0 / 0%
	<b>0</b>	<b>0 / 0%</b>	<b>0 / 0%</b>	<b>0 / 0%</b>	<b>0 / 0%</b>	<b>0 / 0%</b>	<b>0 / 0%</b>	<b>0 / 0%</b>

225 - COURT OF APPEALS - FIFTH COURT - OTHER SERVICES UNADJUSTED GOAL IS 26%

T	\$8,316	0 / 0%	0 / 0%	0 / 0%	0 / 0%	0 / 0%	0 / 0%	0 / 0%
N	0	0 / 0%	0 / 0%	0 / 0%	0 / 0%	0 / 0%	0 / 0%	0 / 0%
S	***	0 / 0%	0 / 0%	0 / 0%	0 / 0%	0 / 0%	0 / 0%	0 / 0%
-TC	0	0 / 0%	0 / 0%	0 / 0%	0 / 0%	0 / 0%	0 / 0%	0 / 0%
-I	0	0 / 0%	0 / 0%	0 / 0%	0 / 0%	0 / 0%	0 / 0%	0 / 0%
	<b>\$8,316</b>	<b>0 / 0%</b>	<b>0 / 0%</b>	<b>0 / 0%</b>	<b>0 / 0%</b>	<b>0 / 0%</b>	<b>0 / 0%</b>	<b>0 / 0%</b>

225 - COURT OF APPEALS - FIFTH COURT - COMMODITY PURCHASING UNADJUSTED GOAL IS 21.1%

T	\$37,437	0 / 0%	0 / 0%	0 / 0%	0 / 0%	0 / 0%	0 / 0%	0 / 0%
N	0	0 / 0%	0 / 0%	0 / 0%	0 / 0%	0 / 0%	0 / 0%	0 / 0%
S	***	0 / 0%	0 / 0%	0 / 0%	0 / 0%	0 / 0%	0 / 0%	0 / 0%
-TC	0	0 / 0%	0 / 0%	0 / 0%	0 / 0%	0 / 0%	0 / 0%	0 / 0%
-I	0	0 / 0%	0 / 0%	0 / 0%	0 / 0%	0 / 0%	0 / 0%	0 / 0%
	<b>\$37,437</b>	<b>0 / 0%</b>	<b>0 / 0%</b>	<b>0 / 0%</b>	<b>0 / 0%</b>	<b>0 / 0%</b>	<b>0 / 0%</b>	<b>0 / 0%</b>

\*\*\* DOLLARS REPORTED BUT NOT SHOWN IN THESE COLUMNS. T=TREASURY, N=NON-TREASURY, S=SUBCONTRACTOR FUNDS & PROCUREMENT CARD HUB PURCHASES, TC=TERM CONTRACT, I= INTER GOVERNMENTAL



TEXAS HISTORICALLY UNDERUTILIZED BUSINESS (HUB) SEMI-ANNUAL REPORT RECEIVED FOR FISCAL YEAR 2023

SECTION VII - STATE AGENCY EXPENDITURE DATA

FUND TYPE	TOTAL EXPENDITURE	TOTAL SPENT WITH HUBS AMOUNT / %	BLACK AMOUNT / %	HISPANIC AMOUNT / %	WOMAN AMOUNT / %	ASIAN PACIFIC AMOUNT / %	NATIVE AMERICAN AMOUNT / %	SERVICE-DISABLED VETERAN AMOUNT / %
<b>225 - COURT OF APPEALS - FIFTH COURT - Statewide Grand Total Expenditures</b>								
T	\$45,753	0 / 0%	0 / 0%	0 / 0%	0 / 0%	0 / 0%	0 / 0%	0 / 0%
N	0	0 / 0%	0 / 0%	0 / 0%	0 / 0%	0 / 0%	0 / 0%	0 / 0%
S	***	0 / 0%	0 / 0%	0 / 0%	0 / 0%	0 / 0%	0 / 0%	0 / 0%
-TC	0	0 / 0%	0 / 0%	0 / 0%	0 / 0%	0 / 0%	0 / 0%	0 / 0%
-I	0	0 / 0%	0 / 0%	0 / 0%	0 / 0%	0 / 0%	0 / 0%	0 / 0%
	<b>\$45,753</b>	<b>0 / 0%</b>	<b>0 / 0%</b>	<b>0 / 0%</b>	<b>0 / 0%</b>	<b>0 / 0%</b>	<b>0 / 0%</b>	<b>0 / 0%</b>

\*\*\* DOLLARS REPORTED BUT NOT SHOWN IN THESE COLUMNS. T=TREASURY, N=NON-TREASURY, S=SUBCONTRACTOR FUNDS & PROCUREMENT CARD HUB PURCHASES, TC=TERM CONTRACT, I= INTER GOVERNMENTAL



TEXAS HISTORICALLY UNDERUTILIZED BUSINESS (HUB) SEMI-ANNUAL REPORT RECEIVED FOR FISCAL YEAR 2023

SECTION VII - STATE AGENCY EXPENDITURE DATA

FUND TYPE	TOTAL EXPENDITURE	TOTAL SPENT WITH HUBS AMOUNT / %	BLACK AMOUNT / %	HISPANIC AMOUNT / %	WOMAN AMOUNT / %	ASIAN PACIFIC AMOUNT / %	NATIVE AMERICAN AMOUNT / %	SERVICE-DISABLED VETERAN AMOUNT / %
-----------	-------------------	----------------------------------	------------------	---------------------	------------------	--------------------------	----------------------------	-------------------------------------

226 - COURT OF APPEALS - SIXTH COURT - HEAVY CONSTRUCTION UNADJUSTED GOAL IS 11.2%

T	0	0 / 0%	0 / 0%	0 / 0%	0 / 0%	0 / 0%	0 / 0%	0 / 0%
N	0	0 / 0%	0 / 0%	0 / 0%	0 / 0%	0 / 0%	0 / 0%	0 / 0%
S	***	0 / 0%	0 / 0%	0 / 0%	0 / 0%	0 / 0%	0 / 0%	0 / 0%
-TC	0	0 / 0%	0 / 0%	0 / 0%	0 / 0%	0 / 0%	0 / 0%	0 / 0%
-I	0	0 / 0%	0 / 0%	0 / 0%	0 / 0%	0 / 0%	0 / 0%	0 / 0%
	<b>0</b>	<b>0 / 0%</b>	<b>0 / 0%</b>	<b>0 / 0%</b>	<b>0 / 0%</b>	<b>0 / 0%</b>	<b>0 / 0%</b>	<b>0 / 0%</b>

226 - COURT OF APPEALS - SIXTH COURT - BUILDING CONSTRUCTION UNADJUSTED GOAL IS 21.1%

T	0	0 / 0%	0 / 0%	0 / 0%	0 / 0%	0 / 0%	0 / 0%	0 / 0%
N	0	0 / 0%	0 / 0%	0 / 0%	0 / 0%	0 / 0%	0 / 0%	0 / 0%
S	***	0 / 0%	0 / 0%	0 / 0%	0 / 0%	0 / 0%	0 / 0%	0 / 0%
-TC	0	0 / 0%	0 / 0%	0 / 0%	0 / 0%	0 / 0%	0 / 0%	0 / 0%
-I	0	0 / 0%	0 / 0%	0 / 0%	0 / 0%	0 / 0%	0 / 0%	0 / 0%
	<b>0</b>	<b>0 / 0%</b>	<b>0 / 0%</b>	<b>0 / 0%</b>	<b>0 / 0%</b>	<b>0 / 0%</b>	<b>0 / 0%</b>	<b>0 / 0%</b>

226 - COURT OF APPEALS - SIXTH COURT - SPECIAL TRADE UNADJUSTED GOAL IS 32.9%

T	0	0 / 0%	0 / 0%	0 / 0%	0 / 0%	0 / 0%	0 / 0%	0 / 0%
N	0	0 / 0%	0 / 0%	0 / 0%	0 / 0%	0 / 0%	0 / 0%	0 / 0%
S	***	0 / 0%	0 / 0%	0 / 0%	0 / 0%	0 / 0%	0 / 0%	0 / 0%
-TC	0	0 / 0%	0 / 0%	0 / 0%	0 / 0%	0 / 0%	0 / 0%	0 / 0%
-I	0	0 / 0%	0 / 0%	0 / 0%	0 / 0%	0 / 0%	0 / 0%	0 / 0%
	<b>0</b>	<b>0 / 0%</b>	<b>0 / 0%</b>	<b>0 / 0%</b>	<b>0 / 0%</b>	<b>0 / 0%</b>	<b>0 / 0%</b>	<b>0 / 0%</b>

\*\*\* DOLLARS REPORTED BUT NOT SHOWN IN THESE COLUMNS. T=TREASURY, N=NON-TREASURY, S=SUBCONTRACTOR FUNDS & PROCUREMENT CARD HUB PURCHASES, TC=TERM CONTRACT, I= INTER GOVERNMENTAL



TEXAS HISTORICALLY UNDERUTILIZED BUSINESS (HUB) SEMI-ANNUAL REPORT RECEIVED FOR FISCAL YEAR 2023

SECTION VII - STATE AGENCY EXPENDITURE DATA

FUND TYPE	TOTAL EXPENDITURE	TOTAL SPENT WITH HUBS AMOUNT / %	BLACK AMOUNT / %	HISPANIC AMOUNT / %	WOMAN AMOUNT / %	ASIAN PACIFIC AMOUNT / %	NATIVE AMERICAN AMOUNT / %	SERVICE-DISABLED VETERAN AMOUNT / %
-----------	-------------------	----------------------------------	------------------	---------------------	------------------	--------------------------	----------------------------	-------------------------------------

226 - COURT OF APPEALS - SIXTH COURT - PROFESSIONAL SERVICES UNADJUSTED GOAL IS 23.7%

T	0	0 / 0%	0 / 0%	0 / 0%	0 / 0%	0 / 0%	0 / 0%	0 / 0%
N	0	0 / 0%	0 / 0%	0 / 0%	0 / 0%	0 / 0%	0 / 0%	0 / 0%
S	***	0 / 0%	0 / 0%	0 / 0%	0 / 0%	0 / 0%	0 / 0%	0 / 0%
-TC	0	0 / 0%	0 / 0%	0 / 0%	0 / 0%	0 / 0%	0 / 0%	0 / 0%
-I	0	0 / 0%	0 / 0%	0 / 0%	0 / 0%	0 / 0%	0 / 0%	0 / 0%
	<b>0</b>	<b>0 / 0%</b>	<b>0 / 0%</b>	<b>0 / 0%</b>	<b>0 / 0%</b>	<b>0 / 0%</b>	<b>0 / 0%</b>	<b>0 / 0%</b>

226 - COURT OF APPEALS - SIXTH COURT - OTHER SERVICES UNADJUSTED GOAL IS 26%

T	0	0 / 0%	0 / 0%	0 / 0%	0 / 0%	0 / 0%	0 / 0%	0 / 0%
N	0	0 / 0%	0 / 0%	0 / 0%	0 / 0%	0 / 0%	0 / 0%	0 / 0%
S	***	0 / 0%	0 / 0%	0 / 0%	0 / 0%	0 / 0%	0 / 0%	0 / 0%
-TC	0	0 / 0%	0 / 0%	0 / 0%	0 / 0%	0 / 0%	0 / 0%	0 / 0%
-I	0	0 / 0%	0 / 0%	0 / 0%	0 / 0%	0 / 0%	0 / 0%	0 / 0%
	<b>0</b>	<b>0 / 0%</b>	<b>0 / 0%</b>	<b>0 / 0%</b>	<b>0 / 0%</b>	<b>0 / 0%</b>	<b>0 / 0%</b>	<b>0 / 0%</b>

226 - COURT OF APPEALS - SIXTH COURT - COMMODITY PURCHASING UNADJUSTED GOAL IS 21.1%

T	0	0 / 0%	0 / 0%	0 / 0%	0 / 0%	0 / 0%	0 / 0%	0 / 0%
N	0	0 / 0%	0 / 0%	0 / 0%	0 / 0%	0 / 0%	0 / 0%	0 / 0%
S	***	0 / 0%	0 / 0%	0 / 0%	0 / 0%	0 / 0%	0 / 0%	0 / 0%
-TC	0	0 / 0%	0 / 0%	0 / 0%	0 / 0%	0 / 0%	0 / 0%	0 / 0%
-I	0	0 / 0%	0 / 0%	0 / 0%	0 / 0%	0 / 0%	0 / 0%	0 / 0%
	<b>0</b>	<b>0 / 0%</b>	<b>0 / 0%</b>	<b>0 / 0%</b>	<b>0 / 0%</b>	<b>0 / 0%</b>	<b>0 / 0%</b>	<b>0 / 0%</b>

\*\*\* DOLLARS REPORTED BUT NOT SHOWN IN THESE COLUMNS. T=TREASURY, N=NON-TREASURY, S=SUBCONTRACTOR FUNDS & PROCUREMENT CARD HUB PURCHASES, TC=TERM CONTRACT, I= INTER GOVERNMENT



TEXAS HISTORICALLY UNDERUTILIZED BUSINESS (HUB) SEMI-ANNUAL REPORT RECEIVED FOR FISCAL YEAR 2023

SECTION VII - STATE AGENCY EXPENDITURE DATA

FUND TYPE	TOTAL EXPENDITURE	TOTAL SPENT WITH HUBS AMOUNT / %	BLACK AMOUNT / %	HISPANIC AMOUNT / %	WOMAN AMOUNT / %	ASIAN PACIFIC AMOUNT / %	NATIVE AMERICAN AMOUNT / %	SERVICE-DISABLED VETERAN AMOUNT / %
<b>226 - COURT OF APPEALS - SIXTH COURT - Statewide Grand Total Expenditures</b>								
T	0	0 / 0%	0 / 0%	0 / 0%	0 / 0%	0 / 0%	0 / 0%	0 / 0%
N	0	0 / 0%	0 / 0%	0 / 0%	0 / 0%	0 / 0%	0 / 0%	0 / 0%
S	***	0 / 0%	0 / 0%	0 / 0%	0 / 0%	0 / 0%	0 / 0%	0 / 0%
-TC	0	0 / 0%	0 / 0%	0 / 0%	0 / 0%	0 / 0%	0 / 0%	0 / 0%
-I	0	0 / 0%	0 / 0%	0 / 0%	0 / 0%	0 / 0%	0 / 0%	0 / 0%
	<b>0</b>	<b>0 / 0%</b>	<b>0 / 0%</b>	<b>0 / 0%</b>	<b>0 / 0%</b>	<b>0 / 0%</b>	<b>0 / 0%</b>	<b>0 / 0%</b>

\*\*\* DOLLARS REPORTED BUT NOT SHOWN IN THESE COLUMNS. T=TREASURY, N=NON-TREASURY, S=SUBCONTRACTOR FUNDS & PROCUREMENT CARD HUB PURCHASES, TC=TERM CONTRACT, I= INTER GOVERNMENTAL



TEXAS HISTORICALLY UNDERUTILIZED BUSINESS (HUB) SEMI-ANNUAL REPORT RECEIVED FOR FISCAL YEAR 2023

SECTION VII - STATE AGENCY EXPENDITURE DATA

FUND TYPE	TOTAL EXPENDITURE	TOTAL SPENT WITH HUBS AMOUNT / %	BLACK AMOUNT / %	HISPANIC AMOUNT / %	WOMAN AMOUNT / %	ASIAN PACIFIC AMOUNT / %	NATIVE AMERICAN AMOUNT / %	SERVICE-DISABLED VETERAN AMOUNT / %
<b>227 - COURT OF APPEALS - SEVENTH COURT - HEAVY CONSTRUCTION UNADJUSTED GOAL IS 11.2%</b>								
T	0	0 / 0%	0 / 0%	0 / 0%	0 / 0%	0 / 0%	0 / 0%	0 / 0%
N	0	0 / 0%	0 / 0%	0 / 0%	0 / 0%	0 / 0%	0 / 0%	0 / 0%
S	***	0 / 0%	0 / 0%	0 / 0%	0 / 0%	0 / 0%	0 / 0%	0 / 0%
-TC	0	0 / 0%	0 / 0%	0 / 0%	0 / 0%	0 / 0%	0 / 0%	0 / 0%
-I	0	0 / 0%	0 / 0%	0 / 0%	0 / 0%	0 / 0%	0 / 0%	0 / 0%
	<b>0</b>	<b>0 / 0%</b>	<b>0 / 0%</b>	<b>0 / 0%</b>	<b>0 / 0%</b>	<b>0 / 0%</b>	<b>0 / 0%</b>	<b>0 / 0%</b>

<b>227 - COURT OF APPEALS - SEVENTH COURT - BUILDING CONSTRUCTION UNADJUSTED GOAL IS 21.1%</b>								
T	0	0 / 0%	0 / 0%	0 / 0%	0 / 0%	0 / 0%	0 / 0%	0 / 0%
N	0	0 / 0%	0 / 0%	0 / 0%	0 / 0%	0 / 0%	0 / 0%	0 / 0%
S	***	0 / 0%	0 / 0%	0 / 0%	0 / 0%	0 / 0%	0 / 0%	0 / 0%
-TC	0	0 / 0%	0 / 0%	0 / 0%	0 / 0%	0 / 0%	0 / 0%	0 / 0%
-I	0	0 / 0%	0 / 0%	0 / 0%	0 / 0%	0 / 0%	0 / 0%	0 / 0%
	<b>0</b>	<b>0 / 0%</b>	<b>0 / 0%</b>	<b>0 / 0%</b>	<b>0 / 0%</b>	<b>0 / 0%</b>	<b>0 / 0%</b>	<b>0 / 0%</b>

<b>227 - COURT OF APPEALS - SEVENTH COURT - SPECIAL TRADE UNADJUSTED GOAL IS 32.9%</b>								
T	0	0 / 0%	0 / 0%	0 / 0%	0 / 0%	0 / 0%	0 / 0%	0 / 0%
N	0	0 / 0%	0 / 0%	0 / 0%	0 / 0%	0 / 0%	0 / 0%	0 / 0%
S	***	0 / 0%	0 / 0%	0 / 0%	0 / 0%	0 / 0%	0 / 0%	0 / 0%
-TC	0	0 / 0%	0 / 0%	0 / 0%	0 / 0%	0 / 0%	0 / 0%	0 / 0%
-I	0	0 / 0%	0 / 0%	0 / 0%	0 / 0%	0 / 0%	0 / 0%	0 / 0%
	<b>0</b>	<b>0 / 0%</b>	<b>0 / 0%</b>	<b>0 / 0%</b>	<b>0 / 0%</b>	<b>0 / 0%</b>	<b>0 / 0%</b>	<b>0 / 0%</b>

\*\*\* DOLLARS REPORTED BUT NOT SHOWN IN THESE COLUMNS. T=TREASURY, N=NON-TREASURY, S=SUBCONTRACTOR FUNDS & PROCUREMENT CARD HUB PURCHASES, TC=TERM CONTRACT, I= INTER GOVERNMENTAL



TEXAS HISTORICALLY UNDERUTILIZED BUSINESS (HUB) SEMI-ANNUAL REPORT RECEIVED FOR FISCAL YEAR 2023

SECTION VII - STATE AGENCY EXPENDITURE DATA

FUND TYPE	TOTAL EXPENDITURE	TOTAL SPENT WITH HUBS AMOUNT / %	BLACK AMOUNT / %	HISPANIC AMOUNT / %	WOMAN AMOUNT / %	ASIAN PACIFIC AMOUNT / %	NATIVE AMERICAN AMOUNT / %	SERVICE-DISABLED VETERAN AMOUNT / %
-----------	-------------------	----------------------------------	------------------	---------------------	------------------	--------------------------	----------------------------	-------------------------------------

227 - COURT OF APPEALS - SEVENTH COURT - PROFESSIONAL SERVICES UNADJUSTED GOAL IS 23.7%

T	0	0 / 0%	0 / 0%	0 / 0%	0 / 0%	0 / 0%	0 / 0%	0 / 0%
N	0	0 / 0%	0 / 0%	0 / 0%	0 / 0%	0 / 0%	0 / 0%	0 / 0%
S	***	0 / 0%	0 / 0%	0 / 0%	0 / 0%	0 / 0%	0 / 0%	0 / 0%
-TC	0	0 / 0%	0 / 0%	0 / 0%	0 / 0%	0 / 0%	0 / 0%	0 / 0%
-I	0	0 / 0%	0 / 0%	0 / 0%	0 / 0%	0 / 0%	0 / 0%	0 / 0%
	<b>0</b>	<b>0 / 0%</b>	<b>0 / 0%</b>	<b>0 / 0%</b>	<b>0 / 0%</b>	<b>0 / 0%</b>	<b>0 / 0%</b>	<b>0 / 0%</b>

227 - COURT OF APPEALS - SEVENTH COURT - OTHER SERVICES UNADJUSTED GOAL IS 26%

T	\$50,558	\$98 / 0.19%	0 / 0%	0 / 0%	\$98 / 0.19%	0 / 0%	0 / 0%	0 / 0%
N	0	0 / 0%	0 / 0%	0 / 0%	0 / 0%	0 / 0%	0 / 0%	0 / 0%
S	***	0 / 0%	0 / 0%	0 / 0%	0 / 0%	0 / 0%	0 / 0%	0 / 0%
-TC	0	0 / 0%	0 / 0%	0 / 0%	0 / 0%	0 / 0%	0 / 0%	0 / 0%
-I	0	0 / 0%	0 / 0%	0 / 0%	0 / 0%	0 / 0%	0 / 0%	0 / 0%
	<b>\$50,558</b>	<b>\$98 / 0.19%</b>	<b>0 / 0%</b>	<b>0 / 0%</b>	<b>\$98 / 0.19%</b>	<b>0 / 0%</b>	<b>0 / 0%</b>	<b>0 / 0%</b>

227 - COURT OF APPEALS - SEVENTH COURT - COMMODITY PURCHASING UNADJUSTED GOAL IS 21.1%

T	\$6,080	\$5,370 / 88.32%	0 / 0%	0 / 0%	\$5,370 / 88.32%	0 / 0%	0 / 0%	0 / 0%
N	0	0 / 0%	0 / 0%	0 / 0%	0 / 0%	0 / 0%	0 / 0%	0 / 0%
S	***	0 / 0%	0 / 0%	0 / 0%	0 / 0%	0 / 0%	0 / 0%	0 / 0%
-TC	0	0 / 0%	0 / 0%	0 / 0%	0 / 0%	0 / 0%	0 / 0%	0 / 0%
-I	0	0 / 0%	0 / 0%	0 / 0%	0 / 0%	0 / 0%	0 / 0%	0 / 0%
	<b>\$6,080</b>	<b>\$5,370 / 88.32%</b>	<b>0 / 0%</b>	<b>0 / 0%</b>	<b>\$5,370 / 88.32%</b>	<b>0 / 0%</b>	<b>0 / 0%</b>	<b>0 / 0%</b>

\*\*\* DOLLARS REPORTED BUT NOT SHOWN IN THESE COLUMNS. T=TREASURY, N=NON-TREASURY, S=SUBCONTRACTOR FUNDS & PROCUREMENT CARD HUB PURCHASES, TC=TERM CONTRACT, I= INTER GOVERNMENTAL





TEXAS HISTORICALLY UNDERUTILIZED BUSINESS (HUB) SEMI-ANNUAL REPORT RECEIVED FOR FISCAL YEAR 2023

SECTION VII - STATE AGENCY EXPENDITURE DATA

FUND TYPE	TOTAL EXPENDITURE	TOTAL SPENT WITH HUBS AMOUNT / %	BLACK AMOUNT / %	HISPANIC AMOUNT / %	WOMAN AMOUNT / %	ASIAN PACIFIC AMOUNT / %	NATIVE AMERICAN AMOUNT / %	SERVICE-DISABLED VETERAN AMOUNT / %
<b>227 - COURT OF APPEALS - SEVENTH COURT - Statewide Grand Total Expenditures</b>								
T	\$56,638	\$5,467 / 9.65%	0 / 0%	0 / 0%	\$5,467 / 9.65%	0 / 0%	0 / 0%	0 / 0%
N	0	0 / 0%	0 / 0%	0 / 0%	0 / 0%	0 / 0%	0 / 0%	0 / 0%
S	***	0 / 0%	0 / 0%	0 / 0%	0 / 0%	0 / 0%	0 / 0%	0 / 0%
-TC	0	0 / 0%	0 / 0%	0 / 0%	0 / 0%	0 / 0%	0 / 0%	0 / 0%
-I	0	0 / 0%	0 / 0%	0 / 0%	0 / 0%	0 / 0%	0 / 0%	0 / 0%
	<b>\$56,638</b>	<b>\$5,467 / 9.65%</b>	<b>0 / 0%</b>	<b>0 / 0%</b>	<b>\$5,467 / 9.65%</b>	<b>0 / 0%</b>	<b>0 / 0%</b>	<b>0 / 0%</b>

\*\*\* DOLLARS REPORTED BUT NOT SHOWN IN THESE COLUMNS. T=TREASURY, N=NON-TREASURY, S=SUBCONTRACTOR FUNDS & PROCUREMENT CARD HUB PURCHASES, TC=TERM CONTRACT, I= INTER GOVERNMENTAL



TEXAS HISTORICALLY UNDERUTILIZED BUSINESS (HUB) SEMI-ANNUAL REPORT RECEIVED FOR FISCAL YEAR 2023

SECTION VII - STATE AGENCY EXPENDITURE DATA

FUND TYPE	TOTAL EXPENDITURE	TOTAL SPENT WITH HUBS AMOUNT / %	BLACK AMOUNT / %	HISPANIC AMOUNT / %	WOMAN AMOUNT / %	ASIAN PACIFIC AMOUNT / %	NATIVE AMERICAN AMOUNT / %	SERVICE-DISABLED VETERAN AMOUNT / %
-----------	-------------------	----------------------------------	------------------	---------------------	------------------	--------------------------	----------------------------	-------------------------------------

228 - COURT OF APPEALS - EIGHTH COURT - HEAVY CONSTRUCTION UNADJUSTED GOAL IS 11.2%

T	0	0 / 0%	0 / 0%	0 / 0%	0 / 0%	0 / 0%	0 / 0%	0 / 0%
N	0	0 / 0%	0 / 0%	0 / 0%	0 / 0%	0 / 0%	0 / 0%	0 / 0%
S	***	0 / 0%	0 / 0%	0 / 0%	0 / 0%	0 / 0%	0 / 0%	0 / 0%
-TC	0	0 / 0%	0 / 0%	0 / 0%	0 / 0%	0 / 0%	0 / 0%	0 / 0%
-I	0	0 / 0%	0 / 0%	0 / 0%	0 / 0%	0 / 0%	0 / 0%	0 / 0%
	<b>0</b>	<b>0 / 0%</b>	<b>0 / 0%</b>	<b>0 / 0%</b>	<b>0 / 0%</b>	<b>0 / 0%</b>	<b>0 / 0%</b>	<b>0 / 0%</b>

228 - COURT OF APPEALS - EIGHTH COURT - BUILDING CONSTRUCTION UNADJUSTED GOAL IS 21.1%

T	0	0 / 0%	0 / 0%	0 / 0%	0 / 0%	0 / 0%	0 / 0%	0 / 0%
N	0	0 / 0%	0 / 0%	0 / 0%	0 / 0%	0 / 0%	0 / 0%	0 / 0%
S	***	0 / 0%	0 / 0%	0 / 0%	0 / 0%	0 / 0%	0 / 0%	0 / 0%
-TC	0	0 / 0%	0 / 0%	0 / 0%	0 / 0%	0 / 0%	0 / 0%	0 / 0%
-I	0	0 / 0%	0 / 0%	0 / 0%	0 / 0%	0 / 0%	0 / 0%	0 / 0%
	<b>0</b>	<b>0 / 0%</b>	<b>0 / 0%</b>	<b>0 / 0%</b>	<b>0 / 0%</b>	<b>0 / 0%</b>	<b>0 / 0%</b>	<b>0 / 0%</b>

228 - COURT OF APPEALS - EIGHTH COURT - SPECIAL TRADE UNADJUSTED GOAL IS 32.9%

T	0	0 / 0%	0 / 0%	0 / 0%	0 / 0%	0 / 0%	0 / 0%	0 / 0%
N	0	0 / 0%	0 / 0%	0 / 0%	0 / 0%	0 / 0%	0 / 0%	0 / 0%
S	***	0 / 0%	0 / 0%	0 / 0%	0 / 0%	0 / 0%	0 / 0%	0 / 0%
-TC	0	0 / 0%	0 / 0%	0 / 0%	0 / 0%	0 / 0%	0 / 0%	0 / 0%
-I	0	0 / 0%	0 / 0%	0 / 0%	0 / 0%	0 / 0%	0 / 0%	0 / 0%
	<b>0</b>	<b>0 / 0%</b>	<b>0 / 0%</b>	<b>0 / 0%</b>	<b>0 / 0%</b>	<b>0 / 0%</b>	<b>0 / 0%</b>	<b>0 / 0%</b>

\*\*\* DOLLARS REPORTED BUT NOT SHOWN IN THESE COLUMNS. T=TREASURY, N=NON-TREASURY, S=SUBCONTRACTOR FUNDS & PROCUREMENT CARD HUB PURCHASES, TC=TERM CONTRACT, I= INTER GOVERNMENTAL



TEXAS HISTORICALLY UNDERUTILIZED BUSINESS (HUB) SEMI-ANNUAL REPORT RECEIVED FOR FISCAL YEAR 2023

SECTION VII - STATE AGENCY EXPENDITURE DATA

FUND TYPE	TOTAL EXPENDITURE	TOTAL SPENT WITH HUBS AMOUNT / %	BLACK AMOUNT / %	HISPANIC AMOUNT / %	WOMAN AMOUNT / %	ASIAN PACIFIC AMOUNT / %	NATIVE AMERICAN AMOUNT / %	SERVICE-DISABLED VETERAN AMOUNT / %
-----------	-------------------	----------------------------------	------------------	---------------------	------------------	--------------------------	----------------------------	-------------------------------------

228 - COURT OF APPEALS - EIGHTH COURT - PROFESSIONAL SERVICES UNADJUSTED GOAL IS 23.7%

T	0	0 / 0%	0 / 0%	0 / 0%	0 / 0%	0 / 0%	0 / 0%	0 / 0%
N	0	0 / 0%	0 / 0%	0 / 0%	0 / 0%	0 / 0%	0 / 0%	0 / 0%
S	***	0 / 0%	0 / 0%	0 / 0%	0 / 0%	0 / 0%	0 / 0%	0 / 0%
-TC	0	0 / 0%	0 / 0%	0 / 0%	0 / 0%	0 / 0%	0 / 0%	0 / 0%
-I	0	0 / 0%	0 / 0%	0 / 0%	0 / 0%	0 / 0%	0 / 0%	0 / 0%
	<b>0</b>	<b>0 / 0%</b>	<b>0 / 0%</b>	<b>0 / 0%</b>	<b>0 / 0%</b>	<b>0 / 0%</b>	<b>0 / 0%</b>	<b>0 / 0%</b>

228 - COURT OF APPEALS - EIGHTH COURT - OTHER SERVICES UNADJUSTED GOAL IS 26%

T	\$15,205	0 / 0%	0 / 0%	0 / 0%	0 / 0%	0 / 0%	0 / 0%	0 / 0%
N	0	0 / 0%	0 / 0%	0 / 0%	0 / 0%	0 / 0%	0 / 0%	0 / 0%
S	***	0 / 0%	0 / 0%	0 / 0%	0 / 0%	0 / 0%	0 / 0%	0 / 0%
-TC	\$122	0 / 0%	0 / 0%	0 / 0%	0 / 0%	0 / 0%	0 / 0%	0 / 0%
-I	0	0 / 0%	0 / 0%	0 / 0%	0 / 0%	0 / 0%	0 / 0%	0 / 0%
	<b>\$15,083</b>	<b>0 / 0%</b>	<b>0 / 0%</b>	<b>0 / 0%</b>	<b>0 / 0%</b>	<b>0 / 0%</b>	<b>0 / 0%</b>	<b>0 / 0%</b>

228 - COURT OF APPEALS - EIGHTH COURT - COMMODITY PURCHASING UNADJUSTED GOAL IS 21.1%

T	\$2,518	\$2,518 / 100.00%	0 / 0%	\$2,371 / 94.14%	\$148 / 5.86%	0 / 0%	0 / 0%	0 / 0%
N	0	0 / 0%	0 / 0%	0 / 0%	0 / 0%	0 / 0%	0 / 0%	0 / 0%
S	***	0 / 0%	0 / 0%	0 / 0%	0 / 0%	0 / 0%	0 / 0%	0 / 0%
-TC	0	0 / 0%	0 / 0%	0 / 0%	0 / 0%	0 / 0%	0 / 0%	0 / 0%
-I	0	0 / 0%	0 / 0%	0 / 0%	0 / 0%	0 / 0%	0 / 0%	0 / 0%
	<b>\$2,518</b>	<b>\$2,518 / 100.00%</b>	<b>0 / 0%</b>	<b>\$2,371 / 94.14%</b>	<b>\$148 / 5.86%</b>	<b>0 / 0%</b>	<b>0 / 0%</b>	<b>0 / 0%</b>

\*\*\* DOLLARS REPORTED BUT NOT SHOWN IN THESE COLUMNS. T=TREASURY, N=NON-TREASURY, S=SUBCONTRACTOR FUNDS & PROCUREMENT CARD HUB PURCHASES, TC=TERM CONTRACT, I= INTER GOVERNMENT



TEXAS HISTORICALLY UNDERUTILIZED BUSINESS (HUB) SEMI-ANNUAL REPORT RECEIVED FOR FISCAL YEAR 2023

SECTION VII - STATE AGENCY EXPENDITURE DATA

FUND TYPE	TOTAL EXPENDITURE	TOTAL SPENT WITH HUBS AMOUNT / %	BLACK AMOUNT / %	HISPANIC AMOUNT / %	WOMAN AMOUNT / %	ASIAN PACIFIC AMOUNT / %	NATIVE AMERICAN AMOUNT / %	SERVICE-DISABLED VETERAN AMOUNT / %
<b>228 - COURT OF APPEALS - EIGHTH COURT - Statewide Grand Total Expenditures</b>								
T	\$17,723	\$2,518 / 14.21%	0 / 0%	\$2,371 / 13.38%	\$148 / 0.83%	0 / 0%	0 / 0%	0 / 0%
N	0	0 / 0%	0 / 0%	0 / 0%	0 / 0%	0 / 0%	0 / 0%	0 / 0%
S	***	0 / 0%	0 / 0%	0 / 0%	0 / 0%	0 / 0%	0 / 0%	0 / 0%
-TC	\$122	0 / 0%	0 / 0%	0 / 0%	0 / 0%	0 / 0%	0 / 0%	0 / 0%
-I	0	0 / 0%	0 / 0%	0 / 0%	0 / 0%	0 / 0%	0 / 0%	0 / 0%
	<b>\$17,601</b>	<b>\$2,518 / 14.21%</b>	<b>0 / 0%</b>	<b>\$2,371 / 13.38%</b>	<b>\$148 / 0.83%</b>	<b>0 / 0%</b>	<b>0 / 0%</b>	<b>0 / 0%</b>

\*\*\* DOLLARS REPORTED BUT NOT SHOWN IN THESE COLUMNS. T=TREASURY, N=NON-TREASURY, S=SUBCONTRACTOR FUNDS & PROCUREMENT CARD HUB PURCHASES, TC=TERM CONTRACT, I= INTER GOVERNMENTAL



TEXAS HISTORICALLY UNDERUTILIZED BUSINESS (HUB) SEMI-ANNUAL REPORT RECEIVED FOR FISCAL YEAR 2023

SECTION VII - STATE AGENCY EXPENDITURE DATA

FUND TYPE	TOTAL EXPENDITURE	TOTAL SPENT WITH HUBS AMOUNT / %	BLACK AMOUNT / %	HISPANIC AMOUNT / %	WOMAN AMOUNT / %	ASIAN PACIFIC AMOUNT / %	NATIVE AMERICAN AMOUNT / %	SERVICE-DISABLED VETERAN AMOUNT / %
-----------	-------------------	----------------------------------	------------------	---------------------	------------------	--------------------------	----------------------------	-------------------------------------

230 - COURT OF APPEALS - TENTH COURT - HEAVY CONSTRUCTION UNADJUSTED GOAL IS 11.2%

T	0	0 / 0%	0 / 0%	0 / 0%	0 / 0%	0 / 0%	0 / 0%	0 / 0%
N	0	0 / 0%	0 / 0%	0 / 0%	0 / 0%	0 / 0%	0 / 0%	0 / 0%
S	***	0 / 0%	0 / 0%	0 / 0%	0 / 0%	0 / 0%	0 / 0%	0 / 0%
-TC	0	0 / 0%	0 / 0%	0 / 0%	0 / 0%	0 / 0%	0 / 0%	0 / 0%
-I	0	0 / 0%	0 / 0%	0 / 0%	0 / 0%	0 / 0%	0 / 0%	0 / 0%
	<b>0</b>	<b>0 / 0%</b>	<b>0 / 0%</b>	<b>0 / 0%</b>	<b>0 / 0%</b>	<b>0 / 0%</b>	<b>0 / 0%</b>	<b>0 / 0%</b>

230 - COURT OF APPEALS - TENTH COURT - BUILDING CONSTRUCTION UNADJUSTED GOAL IS 21.1%

T	0	0 / 0%	0 / 0%	0 / 0%	0 / 0%	0 / 0%	0 / 0%	0 / 0%
N	0	0 / 0%	0 / 0%	0 / 0%	0 / 0%	0 / 0%	0 / 0%	0 / 0%
S	***	0 / 0%	0 / 0%	0 / 0%	0 / 0%	0 / 0%	0 / 0%	0 / 0%
-TC	0	0 / 0%	0 / 0%	0 / 0%	0 / 0%	0 / 0%	0 / 0%	0 / 0%
-I	0	0 / 0%	0 / 0%	0 / 0%	0 / 0%	0 / 0%	0 / 0%	0 / 0%
	<b>0</b>	<b>0 / 0%</b>	<b>0 / 0%</b>	<b>0 / 0%</b>	<b>0 / 0%</b>	<b>0 / 0%</b>	<b>0 / 0%</b>	<b>0 / 0%</b>

230 - COURT OF APPEALS - TENTH COURT - SPECIAL TRADE UNADJUSTED GOAL IS 32.9%

T	0	0 / 0%	0 / 0%	0 / 0%	0 / 0%	0 / 0%	0 / 0%	0 / 0%
N	0	0 / 0%	0 / 0%	0 / 0%	0 / 0%	0 / 0%	0 / 0%	0 / 0%
S	***	0 / 0%	0 / 0%	0 / 0%	0 / 0%	0 / 0%	0 / 0%	0 / 0%
-TC	0	0 / 0%	0 / 0%	0 / 0%	0 / 0%	0 / 0%	0 / 0%	0 / 0%
-I	0	0 / 0%	0 / 0%	0 / 0%	0 / 0%	0 / 0%	0 / 0%	0 / 0%
	<b>0</b>	<b>0 / 0%</b>	<b>0 / 0%</b>	<b>0 / 0%</b>	<b>0 / 0%</b>	<b>0 / 0%</b>	<b>0 / 0%</b>	<b>0 / 0%</b>

\*\*\* DOLLARS REPORTED BUT NOT SHOWN IN THESE COLUMNS. T=TREASURY, N=NON-TREASURY, S=SUBCONTRACTOR FUNDS & PROCUREMENT CARD HUB PURCHASES, TC=TERM CONTRACT, I= INTER GOVERNMENTAL



TEXAS HISTORICALLY UNDERUTILIZED BUSINESS (HUB) SEMI-ANNUAL REPORT RECEIVED FOR FISCAL YEAR 2023

SECTION VII - STATE AGENCY EXPENDITURE DATA

FUND TYPE	TOTAL EXPENDITURE	TOTAL SPENT WITH HUBS AMOUNT / %	BLACK AMOUNT / %	HISPANIC AMOUNT / %	WOMAN AMOUNT / %	ASIAN PACIFIC AMOUNT / %	NATIVE AMERICAN AMOUNT / %	SERVICE-DISABLED VETERAN AMOUNT / %
-----------	-------------------	----------------------------------	------------------	---------------------	------------------	--------------------------	----------------------------	-------------------------------------

230 - COURT OF APPEALS - TENTH COURT - PROFESSIONAL SERVICES UNADJUSTED GOAL IS 23.7%

T	0	0 / 0%	0 / 0%	0 / 0%	0 / 0%	0 / 0%	0 / 0%	0 / 0%
N	0	0 / 0%	0 / 0%	0 / 0%	0 / 0%	0 / 0%	0 / 0%	0 / 0%
S	***	0 / 0%	0 / 0%	0 / 0%	0 / 0%	0 / 0%	0 / 0%	0 / 0%
-TC	0	0 / 0%	0 / 0%	0 / 0%	0 / 0%	0 / 0%	0 / 0%	0 / 0%
-I	0	0 / 0%	0 / 0%	0 / 0%	0 / 0%	0 / 0%	0 / 0%	0 / 0%
	<b>0</b>	<b>0 / 0%</b>	<b>0 / 0%</b>	<b>0 / 0%</b>	<b>0 / 0%</b>	<b>0 / 0%</b>	<b>0 / 0%</b>	<b>0 / 0%</b>

230 - COURT OF APPEALS - TENTH COURT - OTHER SERVICES UNADJUSTED GOAL IS 26%

T	\$16,962	\$5,100 / 30.07%	0 / 0%	\$5,100 / 30.07%	0 / 0%	0 / 0%	0 / 0%	0 / 0%
N	0	0 / 0%	0 / 0%	0 / 0%	0 / 0%	0 / 0%	0 / 0%	0 / 0%
S	***	0 / 0%	0 / 0%	0 / 0%	0 / 0%	0 / 0%	0 / 0%	0 / 0%
-TC	\$342	0 / 0%	0 / 0%	0 / 0%	0 / 0%	0 / 0%	0 / 0%	0 / 0%
-I	0	0 / 0%	0 / 0%	0 / 0%	0 / 0%	0 / 0%	0 / 0%	0 / 0%
	<b>\$16,620</b>	<b>\$5,100 / 30.07%</b>	<b>0 / 0%</b>	<b>\$5,100 / 30.07%</b>	<b>0 / 0%</b>	<b>0 / 0%</b>	<b>0 / 0%</b>	<b>0 / 0%</b>

230 - COURT OF APPEALS - TENTH COURT - COMMODITY PURCHASING UNADJUSTED GOAL IS 21.1%

T	\$7,892	\$519 / 6.58%	\$416 / 5.28%	0 / 0%	\$103 / 1.31%	0 / 0%	0 / 0%	0 / 0%
N	0	0 / 0%	0 / 0%	0 / 0%	0 / 0%	0 / 0%	0 / 0%	0 / 0%
S	***	0 / 0%	0 / 0%	0 / 0%	0 / 0%	0 / 0%	0 / 0%	0 / 0%
-TC	\$4,149	\$103 / 2.48%	0 / 0%	0 / 0%	\$103 / 2.48%	0 / 0%	0 / 0%	0 / 0%
-I	0	0 / 0%	0 / 0%	0 / 0%	0 / 0%	0 / 0%	0 / 0%	0 / 0%
	<b>\$3,743</b>	<b>\$416 / 9.06%</b>	<b>\$416 / 5.28%</b>	<b>0 / 0%</b>	<b>0 / 3.79%</b>	<b>0 / 0%</b>	<b>0 / 0%</b>	<b>0 / 0%</b>

\*\*\* DOLLARS REPORTED BUT NOT SHOWN IN THESE COLUMNS. T=TREASURY, N=NON-TREASURY, S=SUBCONTRACTOR FUNDS & PROCUREMENT CARD HUB PURCHASES, TC=TERM CONTRACT, I= INTER GOVERNMENTAL



TEXAS HISTORICALLY UNDERUTILIZED BUSINESS (HUB) SEMI-ANNUAL REPORT RECEIVED FOR FISCAL YEAR 2023

SECTION VII - STATE AGENCY EXPENDITURE DATA

FUND TYPE	TOTAL EXPENDITURE	TOTAL SPENT WITH HUBS AMOUNT / %	BLACK AMOUNT / %	HISPANIC AMOUNT / %	WOMAN AMOUNT / %	ASIAN PACIFIC AMOUNT / %	NATIVE AMERICAN AMOUNT / %	SERVICE-DISABLED VETERAN AMOUNT / %
<b>230 - COURT OF APPEALS - TENTH COURT - Statewide Grand Total Expenditures</b>								
T	\$24,854	\$5,619 / 22.61%	\$416 / 1.68%	\$5,100 / 20.52%	\$103 / 0.41%	0 / 0%	0 / 0%	0 / 0%
N	0	0 / 0%	0 / 0%	0 / 0%	0 / 0%	0 / 0%	0 / 0%	0 / 0%
S	***	0 / 0%	0 / 0%	0 / 0%	0 / 0%	0 / 0%	0 / 0%	0 / 0%
-TC	\$4,491	\$103 / 2.29%	0 / 0%	0 / 0%	\$103 / 2.29%	0 / 0%	0 / 0%	0 / 0%
-I	0	0 / 0%	0 / 0%	0 / 0%	0 / 0%	0 / 0%	0 / 0%	0 / 0%
	<b>\$20,363</b>	<b>\$5,516 / 24.90%</b>	<b>\$416 / 1.68%</b>	<b>\$5,100 / 20.52%</b>	<b>0 / 2.71%</b>	<b>0 / 0%</b>	<b>0 / 0%</b>	<b>0 / 0%</b>

\*\*\* DOLLARS REPORTED BUT NOT SHOWN IN THESE COLUMNS. T=TREASURY, N=NON-TREASURY, S=SUBCONTRACTOR FUNDS & PROCUREMENT CARD HUB PURCHASES, TC=TERM CONTRACT, I= INTER GOVERNMENTAL



TEXAS HISTORICALLY UNDERUTILIZED BUSINESS (HUB) SEMI-ANNUAL REPORT RECEIVED FOR FISCAL YEAR 2023

SECTION VII - STATE AGENCY EXPENDITURE DATA

FUND TYPE	TOTAL EXPENDITURE	TOTAL SPENT WITH HUBS AMOUNT / %	BLACK AMOUNT / %	HISPANIC AMOUNT / %	WOMAN AMOUNT / %	ASIAN PACIFIC AMOUNT / %	NATIVE AMERICAN AMOUNT / %	SERVICE-DISABLED VETERAN AMOUNT / %
<b>231 - COURT OF APPEALS - ELEVENTH COURT - HEAVY CONSTRUCTION UNADJUSTED GOAL IS 11.2%</b>								
T	0	0 / 0%	0 / 0%	0 / 0%	0 / 0%	0 / 0%	0 / 0%	0 / 0%
N	0	0 / 0%	0 / 0%	0 / 0%	0 / 0%	0 / 0%	0 / 0%	0 / 0%
S	***	0 / 0%	0 / 0%	0 / 0%	0 / 0%	0 / 0%	0 / 0%	0 / 0%
-TC	0	0 / 0%	0 / 0%	0 / 0%	0 / 0%	0 / 0%	0 / 0%	0 / 0%
-I	0	0 / 0%	0 / 0%	0 / 0%	0 / 0%	0 / 0%	0 / 0%	0 / 0%
	<b>0</b>	<b>0 / 0%</b>	<b>0 / 0%</b>	<b>0 / 0%</b>	<b>0 / 0%</b>	<b>0 / 0%</b>	<b>0 / 0%</b>	<b>0 / 0%</b>

<b>231 - COURT OF APPEALS - ELEVENTH COURT - BUILDING CONSTRUCTION UNADJUSTED GOAL IS 21.1%</b>								
T	0	0 / 0%	0 / 0%	0 / 0%	0 / 0%	0 / 0%	0 / 0%	0 / 0%
N	0	0 / 0%	0 / 0%	0 / 0%	0 / 0%	0 / 0%	0 / 0%	0 / 0%
S	***	0 / 0%	0 / 0%	0 / 0%	0 / 0%	0 / 0%	0 / 0%	0 / 0%
-TC	0	0 / 0%	0 / 0%	0 / 0%	0 / 0%	0 / 0%	0 / 0%	0 / 0%
-I	0	0 / 0%	0 / 0%	0 / 0%	0 / 0%	0 / 0%	0 / 0%	0 / 0%
	<b>0</b>	<b>0 / 0%</b>	<b>0 / 0%</b>	<b>0 / 0%</b>	<b>0 / 0%</b>	<b>0 / 0%</b>	<b>0 / 0%</b>	<b>0 / 0%</b>

<b>231 - COURT OF APPEALS - ELEVENTH COURT - SPECIAL TRADE UNADJUSTED GOAL IS 32.9%</b>								
T	\$1,730	0 / 0%	0 / 0%	0 / 0%	0 / 0%	0 / 0%	0 / 0%	0 / 0%
N	0	0 / 0%	0 / 0%	0 / 0%	0 / 0%	0 / 0%	0 / 0%	0 / 0%
S	***	0 / 0%	0 / 0%	0 / 0%	0 / 0%	0 / 0%	0 / 0%	0 / 0%
-TC	0	0 / 0%	0 / 0%	0 / 0%	0 / 0%	0 / 0%	0 / 0%	0 / 0%
-I	0	0 / 0%	0 / 0%	0 / 0%	0 / 0%	0 / 0%	0 / 0%	0 / 0%
	<b>\$1,730</b>	<b>0 / 0%</b>	<b>0 / 0%</b>	<b>0 / 0%</b>	<b>0 / 0%</b>	<b>0 / 0%</b>	<b>0 / 0%</b>	<b>0 / 0%</b>

\*\*\* DOLLARS REPORTED BUT NOT SHOWN IN THESE COLUMNS. T=TREASURY, N=NON-TREASURY, S=SUBCONTRACTOR FUNDS & PROCUREMENT CARD HUB PURCHASES, TC=TERM CONTRACT, I= INTER GOVERNMENTAL





TEXAS HISTORICALLY UNDERUTILIZED BUSINESS (HUB) SEMI-ANNUAL REPORT RECEIVED FOR FISCAL YEAR 2023

SECTION VII - STATE AGENCY EXPENDITURE DATA

FUND TYPE	TOTAL EXPENDITURE	TOTAL SPENT WITH HUBS AMOUNT / %	BLACK AMOUNT / %	HISPANIC AMOUNT / %	WOMAN AMOUNT / %	ASIAN PACIFIC AMOUNT / %	NATIVE AMERICAN AMOUNT / %	SERVICE-DISABLED VETERAN AMOUNT / %
-----------	-------------------	----------------------------------	------------------	---------------------	------------------	--------------------------	----------------------------	-------------------------------------

231 - COURT OF APPEALS - ELEVENTH COURT - PROFESSIONAL SERVICES UNADJUSTED GOAL IS 23.7%

T	0	0 / 0%	0 / 0%	0 / 0%	0 / 0%	0 / 0%	0 / 0%	0 / 0%
N	0	0 / 0%	0 / 0%	0 / 0%	0 / 0%	0 / 0%	0 / 0%	0 / 0%
S	***	0 / 0%	0 / 0%	0 / 0%	0 / 0%	0 / 0%	0 / 0%	0 / 0%
-TC	0	0 / 0%	0 / 0%	0 / 0%	0 / 0%	0 / 0%	0 / 0%	0 / 0%
-I	0	0 / 0%	0 / 0%	0 / 0%	0 / 0%	0 / 0%	0 / 0%	0 / 0%
	<b>0</b>	<b>0 / 0%</b>	<b>0 / 0%</b>	<b>0 / 0%</b>	<b>0 / 0%</b>	<b>0 / 0%</b>	<b>0 / 0%</b>	<b>0 / 0%</b>

231 - COURT OF APPEALS - ELEVENTH COURT - OTHER SERVICES UNADJUSTED GOAL IS 26%

T	\$17,011	0 / 0%	0 / 0%	0 / 0%	0 / 0%	0 / 0%	0 / 0%	0 / 0%
N	0	0 / 0%	0 / 0%	0 / 0%	0 / 0%	0 / 0%	0 / 0%	0 / 0%
S	***	0 / 0%	0 / 0%	0 / 0%	0 / 0%	0 / 0%	0 / 0%	0 / 0%
-TC	\$44	0 / 0%	0 / 0%	0 / 0%	0 / 0%	0 / 0%	0 / 0%	0 / 0%
-I	0	0 / 0%	0 / 0%	0 / 0%	0 / 0%	0 / 0%	0 / 0%	0 / 0%
	<b>\$16,967</b>	<b>0 / 0%</b>	<b>0 / 0%</b>	<b>0 / 0%</b>	<b>0 / 0%</b>	<b>0 / 0%</b>	<b>0 / 0%</b>	<b>0 / 0%</b>

231 - COURT OF APPEALS - ELEVENTH COURT - COMMODITY PURCHASING UNADJUSTED GOAL IS 21.1%

T	\$3,098	\$392 / 12.66%	0 / 0%	0 / 0%	\$392 / 12.66%	0 / 0%	0 / 0%	0 / 0%
N	0	0 / 0%	0 / 0%	0 / 0%	0 / 0%	0 / 0%	0 / 0%	0 / 0%
S	***	0 / 0%	0 / 0%	0 / 0%	0 / 0%	0 / 0%	0 / 0%	0 / 0%
-TC	\$763	0 / 0%	0 / 0%	0 / 0%	0 / 0%	0 / 0%	0 / 0%	0 / 0%
-I	0	0 / 0%	0 / 0%	0 / 0%	0 / 0%	0 / 0%	0 / 0%	0 / 0%
	<b>\$2,335</b>	<b>\$392 / 12.66%</b>	<b>0 / 0%</b>	<b>0 / 0%</b>	<b>\$392 / 12.66%</b>	<b>0 / 0%</b>	<b>0 / 0%</b>	<b>0 / 0%</b>

\*\*\* DOLLARS REPORTED BUT NOT SHOWN IN THESE COLUMNS. T=TREASURY, N=NON-TREASURY, S=SUBCONTRACTOR FUNDS & PROCUREMENT CARD HUB PURCHASES, TC=TERM CONTRACT, I= INTER GOVERNMENTAL



TEXAS HISTORICALLY UNDERUTILIZED BUSINESS (HUB) SEMI-ANNUAL REPORT RECEIVED FOR FISCAL YEAR 2023

SECTION VII - STATE AGENCY EXPENDITURE DATA

FUND TYPE	TOTAL EXPENDITURE	TOTAL SPENT WITH HUBS AMOUNT / %	BLACK AMOUNT / %	HISPANIC AMOUNT / %	WOMAN AMOUNT / %	ASIAN PACIFIC AMOUNT / %	NATIVE AMERICAN AMOUNT / %	SERVICE-DISABLED VETERAN AMOUNT / %
<b>231 - COURT OF APPEALS - ELEVENTH COURT - Statewide Grand Total Expenditures</b>								
T	\$21,838	\$392 / 1.80%	0 / 0%	0 / 0%	\$392 / 1.80%	0 / 0%	0 / 0%	0 / 0%
N	0	0 / 0%	0 / 0%	0 / 0%	0 / 0%	0 / 0%	0 / 0%	0 / 0%
S	***	0 / 0%	0 / 0%	0 / 0%	0 / 0%	0 / 0%	0 / 0%	0 / 0%
-TC	\$806	0 / 0%	0 / 0%	0 / 0%	0 / 0%	0 / 0%	0 / 0%	0 / 0%
-I	0	0 / 0%	0 / 0%	0 / 0%	0 / 0%	0 / 0%	0 / 0%	0 / 0%
	<b>\$21,032</b>	<b>\$392 / 1.80%</b>	<b>0 / 0%</b>	<b>0 / 0%</b>	<b>\$392 / 1.80%</b>	<b>0 / 0%</b>	<b>0 / 0%</b>	<b>0 / 0%</b>

\*\*\* DOLLARS REPORTED BUT NOT SHOWN IN THESE COLUMNS. T=TREASURY, N=NON-TREASURY, S=SUBCONTRACTOR FUNDS & PROCUREMENT CARD HUB PURCHASES, TC=TERM CONTRACT, I= INTER GOVERNMENTAL



TEXAS HISTORICALLY UNDERUTILIZED BUSINESS (HUB) SEMI-ANNUAL REPORT RECEIVED FOR FISCAL YEAR 2023

SECTION VII - STATE AGENCY EXPENDITURE DATA

FUND TYPE	TOTAL EXPENDITURE	TOTAL SPENT WITH HUBS AMOUNT / %	BLACK AMOUNT / %	HISPANIC AMOUNT / %	WOMAN AMOUNT / %	ASIAN PACIFIC AMOUNT / %	NATIVE AMERICAN AMOUNT / %	SERVICE-DISABLED VETERAN AMOUNT / %
-----------	-------------------	----------------------------------	------------------	---------------------	------------------	--------------------------	----------------------------	-------------------------------------

232 - COURT OF APPEALS - TWELFTH DISTRICT - HEAVY CONSTRUCTION UNADJUSTED GOAL IS 11.2%

T	0	0 / 0%	0 / 0%	0 / 0%	0 / 0%	0 / 0%	0 / 0%	0 / 0%
N	0	0 / 0%	0 / 0%	0 / 0%	0 / 0%	0 / 0%	0 / 0%	0 / 0%
S	***	0 / 0%	0 / 0%	0 / 0%	0 / 0%	0 / 0%	0 / 0%	0 / 0%
-TC	0	0 / 0%	0 / 0%	0 / 0%	0 / 0%	0 / 0%	0 / 0%	0 / 0%
-I	0	0 / 0%	0 / 0%	0 / 0%	0 / 0%	0 / 0%	0 / 0%	0 / 0%
	<b>0</b>	<b>0 / 0%</b>	<b>0 / 0%</b>	<b>0 / 0%</b>	<b>0 / 0%</b>	<b>0 / 0%</b>	<b>0 / 0%</b>	<b>0 / 0%</b>

232 - COURT OF APPEALS - TWELFTH DISTRICT - BUILDING CONSTRUCTION UNADJUSTED GOAL IS 21.1%

T	0	0 / 0%	0 / 0%	0 / 0%	0 / 0%	0 / 0%	0 / 0%	0 / 0%
N	0	0 / 0%	0 / 0%	0 / 0%	0 / 0%	0 / 0%	0 / 0%	0 / 0%
S	***	0 / 0%	0 / 0%	0 / 0%	0 / 0%	0 / 0%	0 / 0%	0 / 0%
-TC	0	0 / 0%	0 / 0%	0 / 0%	0 / 0%	0 / 0%	0 / 0%	0 / 0%
-I	0	0 / 0%	0 / 0%	0 / 0%	0 / 0%	0 / 0%	0 / 0%	0 / 0%
	<b>0</b>	<b>0 / 0%</b>	<b>0 / 0%</b>	<b>0 / 0%</b>	<b>0 / 0%</b>	<b>0 / 0%</b>	<b>0 / 0%</b>	<b>0 / 0%</b>

232 - COURT OF APPEALS - TWELFTH DISTRICT - SPECIAL TRADE UNADJUSTED GOAL IS 32.9%

T	0	0 / 0%	0 / 0%	0 / 0%	0 / 0%	0 / 0%	0 / 0%	0 / 0%
N	0	0 / 0%	0 / 0%	0 / 0%	0 / 0%	0 / 0%	0 / 0%	0 / 0%
S	***	0 / 0%	0 / 0%	0 / 0%	0 / 0%	0 / 0%	0 / 0%	0 / 0%
-TC	0	0 / 0%	0 / 0%	0 / 0%	0 / 0%	0 / 0%	0 / 0%	0 / 0%
-I	0	0 / 0%	0 / 0%	0 / 0%	0 / 0%	0 / 0%	0 / 0%	0 / 0%
	<b>0</b>	<b>0 / 0%</b>	<b>0 / 0%</b>	<b>0 / 0%</b>	<b>0 / 0%</b>	<b>0 / 0%</b>	<b>0 / 0%</b>	<b>0 / 0%</b>

\*\*\* DOLLARS REPORTED BUT NOT SHOWN IN THESE COLUMNS. T=TREASURY, N=NON-TREASURY, S=SUBCONTRACTOR FUNDS & PROCUREMENT CARD HUB PURCHASES, TC=TERM CONTRACT, I= INTER GOVERNMENTAL



TEXAS HISTORICALLY UNDERUTILIZED BUSINESS (HUB) SEMI-ANNUAL REPORT RECEIVED FOR FISCAL YEAR 2023

SECTION VII - STATE AGENCY EXPENDITURE DATA

FUND TYPE	TOTAL EXPENDITURE	TOTAL SPENT WITH HUBS AMOUNT / %	BLACK AMOUNT / %	HISPANIC AMOUNT / %	WOMAN AMOUNT / %	ASIAN PACIFIC AMOUNT / %	NATIVE AMERICAN AMOUNT / %	SERVICE-DISABLED VETERAN AMOUNT / %
-----------	-------------------	----------------------------------	------------------	---------------------	------------------	--------------------------	----------------------------	-------------------------------------

232 - COURT OF APPEALS - TWELFTH DISTRICT - PROFESSIONAL SERVICES UNADJUSTED GOAL IS 23.7%

T	0	0 / 0%	0 / 0%	0 / 0%	0 / 0%	0 / 0%	0 / 0%	0 / 0%
N	0	0 / 0%	0 / 0%	0 / 0%	0 / 0%	0 / 0%	0 / 0%	0 / 0%
S	***	0 / 0%	0 / 0%	0 / 0%	0 / 0%	0 / 0%	0 / 0%	0 / 0%
-TC	0	0 / 0%	0 / 0%	0 / 0%	0 / 0%	0 / 0%	0 / 0%	0 / 0%
-I	0	0 / 0%	0 / 0%	0 / 0%	0 / 0%	0 / 0%	0 / 0%	0 / 0%
	<b>0</b>	<b>0 / 0%</b>	<b>0 / 0%</b>	<b>0 / 0%</b>	<b>0 / 0%</b>	<b>0 / 0%</b>	<b>0 / 0%</b>	<b>0 / 0%</b>

232 - COURT OF APPEALS - TWELFTH DISTRICT - OTHER SERVICES UNADJUSTED GOAL IS 26%

T	\$6,737	0 / 0%	0 / 0%	0 / 0%	0 / 0%	0 / 0%	0 / 0%	0 / 0%
N	0	0 / 0%	0 / 0%	0 / 0%	0 / 0%	0 / 0%	0 / 0%	0 / 0%
S	***	0 / 0%	0 / 0%	0 / 0%	0 / 0%	0 / 0%	0 / 0%	0 / 0%
-TC	0	0 / 0%	0 / 0%	0 / 0%	0 / 0%	0 / 0%	0 / 0%	0 / 0%
-I	0	0 / 0%	0 / 0%	0 / 0%	0 / 0%	0 / 0%	0 / 0%	0 / 0%
	<b>\$6,737</b>	<b>0 / 0%</b>	<b>0 / 0%</b>	<b>0 / 0%</b>	<b>0 / 0%</b>	<b>0 / 0%</b>	<b>0 / 0%</b>	<b>0 / 0%</b>

232 - COURT OF APPEALS - TWELFTH DISTRICT - COMMODITY PURCHASING UNADJUSTED GOAL IS 21.1%

T	\$1,167	\$1,000 / 85.73%	0 / 0%	0 / 0%	\$1,000 / 85.73%	0 / 0%	0 / 0%	0 / 0%
N	0	0 / 0%	0 / 0%	0 / 0%	0 / 0%	0 / 0%	0 / 0%	0 / 0%
S	***	0 / 0%	0 / 0%	0 / 0%	0 / 0%	0 / 0%	0 / 0%	0 / 0%
-TC	0	0 / 0%	0 / 0%	0 / 0%	0 / 0%	0 / 0%	0 / 0%	0 / 0%
-I	0	0 / 0%	0 / 0%	0 / 0%	0 / 0%	0 / 0%	0 / 0%	0 / 0%
	<b>\$1,167</b>	<b>\$1,000 / 85.73%</b>	<b>0 / 0%</b>	<b>0 / 0%</b>	<b>\$1,000 / 85.73%</b>	<b>0 / 0%</b>	<b>0 / 0%</b>	<b>0 / 0%</b>

\*\*\* DOLLARS REPORTED BUT NOT SHOWN IN THESE COLUMNS. T=TREASURY, N=NON-TREASURY, S=SUBCONTRACTOR FUNDS & PROCUREMENT CARD HUB PURCHASES, TC=TERM CONTRACT, I= INTER GOVERNMENTAL



TEXAS HISTORICALLY UNDERUTILIZED BUSINESS (HUB) SEMI-ANNUAL REPORT RECEIVED FOR FISCAL YEAR 2023

SECTION VII - STATE AGENCY EXPENDITURE DATA

FUND TYPE	TOTAL EXPENDITURE	TOTAL SPENT WITH HUBS AMOUNT / %	BLACK AMOUNT / %	HISPANIC AMOUNT / %	WOMAN AMOUNT / %	ASIAN PACIFIC AMOUNT / %	NATIVE AMERICAN AMOUNT / %	SERVICE-DISABLED VETERAN AMOUNT / %
<b>232 - COURT OF APPEALS - TWELFTH DISTRICT - Statewide Grand Total Expenditures</b>								
T	\$7,904	\$1,000 / 12.66%	0 / 0%	0 / 0%	\$1,000 / 12.66%	0 / 0%	0 / 0%	0 / 0%
N	0	0 / 0%	0 / 0%	0 / 0%	0 / 0%	0 / 0%	0 / 0%	0 / 0%
S	***	0 / 0%	0 / 0%	0 / 0%	0 / 0%	0 / 0%	0 / 0%	0 / 0%
-TC	0	0 / 0%	0 / 0%	0 / 0%	0 / 0%	0 / 0%	0 / 0%	0 / 0%
-I	0	0 / 0%	0 / 0%	0 / 0%	0 / 0%	0 / 0%	0 / 0%	0 / 0%
	<b>\$7,904</b>	<b>\$1,000 / 12.66%</b>	<b>0 / 0%</b>	<b>0 / 0%</b>	<b>\$1,000 / 12.66%</b>	<b>0 / 0%</b>	<b>0 / 0%</b>	<b>0 / 0%</b>

\*\*\* DOLLARS REPORTED BUT NOT SHOWN IN THESE COLUMNS. T=TREASURY, N=NON-TREASURY, S=SUBCONTRACTOR FUNDS & PROCUREMENT CARD HUB PURCHASES, TC=TERM CONTRACT, I= INTER GOVERNMENTAL



TEXAS HISTORICALLY UNDERUTILIZED BUSINESS (HUB) SEMI-ANNUAL REPORT RECEIVED FOR FISCAL YEAR 2023

SECTION VII - STATE AGENCY EXPENDITURE DATA

FUND TYPE	TOTAL EXPENDITURE	TOTAL SPENT WITH HUBS AMOUNT / %	BLACK AMOUNT / %	HISPANIC AMOUNT / %	WOMAN AMOUNT / %	ASIAN PACIFIC AMOUNT / %	NATIVE AMERICAN AMOUNT / %	SERVICE-DISABLED VETERAN AMOUNT / %
-----------	-------------------	----------------------------------	------------------	---------------------	------------------	--------------------------	----------------------------	-------------------------------------

233 - COURT OF APPEALS - THIRTEENTH COURT - HEAVY CONSTRUCTION UNADJUSTED GOAL IS 11.2%

T	0	0 / 0%	0 / 0%	0 / 0%	0 / 0%	0 / 0%	0 / 0%	0 / 0%
N	0	0 / 0%	0 / 0%	0 / 0%	0 / 0%	0 / 0%	0 / 0%	0 / 0%
S	***	0 / 0%	0 / 0%	0 / 0%	0 / 0%	0 / 0%	0 / 0%	0 / 0%
-TC	0	0 / 0%	0 / 0%	0 / 0%	0 / 0%	0 / 0%	0 / 0%	0 / 0%
-I	0	0 / 0%	0 / 0%	0 / 0%	0 / 0%	0 / 0%	0 / 0%	0 / 0%
	<b>0</b>	<b>0 / 0%</b>	<b>0 / 0%</b>	<b>0 / 0%</b>	<b>0 / 0%</b>	<b>0 / 0%</b>	<b>0 / 0%</b>	<b>0 / 0%</b>

233 - COURT OF APPEALS - THIRTEENTH COURT - BUILDING CONSTRUCTION UNADJUSTED GOAL IS 21.1%

T	0	0 / 0%	0 / 0%	0 / 0%	0 / 0%	0 / 0%	0 / 0%	0 / 0%
N	0	0 / 0%	0 / 0%	0 / 0%	0 / 0%	0 / 0%	0 / 0%	0 / 0%
S	***	0 / 0%	0 / 0%	0 / 0%	0 / 0%	0 / 0%	0 / 0%	0 / 0%
-TC	0	0 / 0%	0 / 0%	0 / 0%	0 / 0%	0 / 0%	0 / 0%	0 / 0%
-I	0	0 / 0%	0 / 0%	0 / 0%	0 / 0%	0 / 0%	0 / 0%	0 / 0%
	<b>0</b>	<b>0 / 0%</b>	<b>0 / 0%</b>	<b>0 / 0%</b>	<b>0 / 0%</b>	<b>0 / 0%</b>	<b>0 / 0%</b>	<b>0 / 0%</b>

233 - COURT OF APPEALS - THIRTEENTH COURT - SPECIAL TRADE UNADJUSTED GOAL IS 32.9%

T	0	0 / 0%	0 / 0%	0 / 0%	0 / 0%	0 / 0%	0 / 0%	0 / 0%
N	0	0 / 0%	0 / 0%	0 / 0%	0 / 0%	0 / 0%	0 / 0%	0 / 0%
S	***	0 / 0%	0 / 0%	0 / 0%	0 / 0%	0 / 0%	0 / 0%	0 / 0%
-TC	0	0 / 0%	0 / 0%	0 / 0%	0 / 0%	0 / 0%	0 / 0%	0 / 0%
-I	0	0 / 0%	0 / 0%	0 / 0%	0 / 0%	0 / 0%	0 / 0%	0 / 0%
	<b>0</b>	<b>0 / 0%</b>	<b>0 / 0%</b>	<b>0 / 0%</b>	<b>0 / 0%</b>	<b>0 / 0%</b>	<b>0 / 0%</b>	<b>0 / 0%</b>

\*\*\* DOLLARS REPORTED BUT NOT SHOWN IN THESE COLUMNS. T=TREASURY, N=NON-TREASURY, S=SUBCONTRACTOR FUNDS & PROCUREMENT CARD HUB PURCHASES, TC=TERM CONTRACT, I= INTER GOVERNMENTAL



TEXAS HISTORICALLY UNDERUTILIZED BUSINESS (HUB) SEMI-ANNUAL REPORT RECEIVED FOR FISCAL YEAR 2023

SECTION VII - STATE AGENCY EXPENDITURE DATA

FUND TYPE	TOTAL EXPENDITURE	TOTAL SPENT WITH HUBS AMOUNT / %	BLACK AMOUNT / %	HISPANIC AMOUNT / %	WOMAN AMOUNT / %	ASIAN PACIFIC AMOUNT / %	NATIVE AMERICAN AMOUNT / %	SERVICE-DISABLED VETERAN AMOUNT / %
-----------	-------------------	----------------------------------	------------------	---------------------	------------------	--------------------------	----------------------------	-------------------------------------

233 - COURT OF APPEALS - THIRTEENTH COURT - PROFESSIONAL SERVICES UNADJUSTED GOAL IS 23.7%

T	0	0 / 0%	0 / 0%	0 / 0%	0 / 0%	0 / 0%	0 / 0%	0 / 0%
N	0	0 / 0%	0 / 0%	0 / 0%	0 / 0%	0 / 0%	0 / 0%	0 / 0%
S	***	0 / 0%	0 / 0%	0 / 0%	0 / 0%	0 / 0%	0 / 0%	0 / 0%
-TC	0	0 / 0%	0 / 0%	0 / 0%	0 / 0%	0 / 0%	0 / 0%	0 / 0%
-I	0	0 / 0%	0 / 0%	0 / 0%	0 / 0%	0 / 0%	0 / 0%	0 / 0%
	<b>0</b>	<b>0 / 0%</b>	<b>0 / 0%</b>	<b>0 / 0%</b>	<b>0 / 0%</b>	<b>0 / 0%</b>	<b>0 / 0%</b>	<b>0 / 0%</b>

233 - COURT OF APPEALS - THIRTEENTH COURT - OTHER SERVICES UNADJUSTED GOAL IS 26%

T	\$11,354	0 / 0%	0 / 0%	0 / 0%	0 / 0%	0 / 0%	0 / 0%	0 / 0%
N	0	0 / 0%	0 / 0%	0 / 0%	0 / 0%	0 / 0%	0 / 0%	0 / 0%
S	***	0 / 0%	0 / 0%	0 / 0%	0 / 0%	0 / 0%	0 / 0%	0 / 0%
-TC	\$335	0 / 0%	0 / 0%	0 / 0%	0 / 0%	0 / 0%	0 / 0%	0 / 0%
-I	0	0 / 0%	0 / 0%	0 / 0%	0 / 0%	0 / 0%	0 / 0%	0 / 0%
	<b>\$11,020</b>	<b>0 / 0%</b>	<b>0 / 0%</b>	<b>0 / 0%</b>	<b>0 / 0%</b>	<b>0 / 0%</b>	<b>0 / 0%</b>	<b>0 / 0%</b>

233 - COURT OF APPEALS - THIRTEENTH COURT - COMMODITY PURCHASING UNADJUSTED GOAL IS 21.1%

T	\$8,926	0 / 0%	0 / 0%	0 / 0%	0 / 0%	0 / 0%	0 / 0%	0 / 0%
N	0	0 / 0%	0 / 0%	0 / 0%	0 / 0%	0 / 0%	0 / 0%	0 / 0%
S	***	0 / 0%	0 / 0%	0 / 0%	0 / 0%	0 / 0%	0 / 0%	0 / 0%
-TC	\$310	0 / 0%	0 / 0%	0 / 0%	0 / 0%	0 / 0%	0 / 0%	0 / 0%
-I	0	0 / 0%	0 / 0%	0 / 0%	0 / 0%	0 / 0%	0 / 0%	0 / 0%
	<b>\$8,616</b>	<b>0 / 0%</b>	<b>0 / 0%</b>	<b>0 / 0%</b>	<b>0 / 0%</b>	<b>0 / 0%</b>	<b>0 / 0%</b>	<b>0 / 0%</b>

\*\*\* DOLLARS REPORTED BUT NOT SHOWN IN THESE COLUMNS. T=TREASURY, N=NON-TREASURY, S=SUBCONTRACTOR FUNDS & PROCUREMENT CARD HUB PURCHASES, TC=TERM CONTRACT, I= INTER GOVERNMENTAL



TEXAS HISTORICALLY UNDERUTILIZED BUSINESS (HUB) SEMI-ANNUAL REPORT RECEIVED FOR FISCAL YEAR 2023

SECTION VII - STATE AGENCY EXPENDITURE DATA

FUND TYPE	TOTAL EXPENDITURE	TOTAL SPENT WITH HUBS AMOUNT / %	BLACK AMOUNT / %	HISPANIC AMOUNT / %	WOMAN AMOUNT / %	ASIAN PACIFIC AMOUNT / %	NATIVE AMERICAN AMOUNT / %	SERVICE-DISABLED VETERAN AMOUNT / %
<b>233 - COURT OF APPEALS - THIRTEENTH COURT - Statewide Grand Total Expenditures</b>								
T	\$20,280	0 / 0%	0 / 0%	0 / 0%	0 / 0%	0 / 0%	0 / 0%	0 / 0%
N	0	0 / 0%	0 / 0%	0 / 0%	0 / 0%	0 / 0%	0 / 0%	0 / 0%
S	***	0 / 0%	0 / 0%	0 / 0%	0 / 0%	0 / 0%	0 / 0%	0 / 0%
-TC	\$644	0 / 0%	0 / 0%	0 / 0%	0 / 0%	0 / 0%	0 / 0%	0 / 0%
-I	0	0 / 0%	0 / 0%	0 / 0%	0 / 0%	0 / 0%	0 / 0%	0 / 0%
	<b>\$19,636</b>	<b>0 / 0%</b>	<b>0 / 0%</b>	<b>0 / 0%</b>	<b>0 / 0%</b>	<b>0 / 0%</b>	<b>0 / 0%</b>	<b>0 / 0%</b>

\*\*\* DOLLARS REPORTED BUT NOT SHOWN IN THESE COLUMNS. T=TREASURY, N=NON-TREASURY, S=SUBCONTRACTOR FUNDS & PROCUREMENT CARD HUB PURCHASES, TC=TERM CONTRACT, I= INTER GOVERNMENTAL





TEXAS HISTORICALLY UNDERUTILIZED BUSINESS (HUB) SEMI-ANNUAL REPORT RECEIVED FOR FISCAL YEAR 2023

SECTION VII - STATE AGENCY EXPENDITURE DATA

FUND TYPE	TOTAL EXPENDITURE	TOTAL SPENT WITH HUBS AMOUNT / %	BLACK AMOUNT / %	HISPANIC AMOUNT / %	WOMAN AMOUNT / %	ASIAN PACIFIC AMOUNT / %	NATIVE AMERICAN AMOUNT / %	SERVICE-DISABLED VETERAN AMOUNT / %
-----------	-------------------	----------------------------------	------------------	---------------------	------------------	--------------------------	----------------------------	-------------------------------------

234 - COURT OF APPEALS -FOURTEENTH COURT - HEAVY CONSTRUCTION UNADJUSTED GOAL IS 11.2%

T	0	0 / 0%	0 / 0%	0 / 0%	0 / 0%	0 / 0%	0 / 0%	0 / 0%
N	0	0 / 0%	0 / 0%	0 / 0%	0 / 0%	0 / 0%	0 / 0%	0 / 0%
S	***	0 / 0%	0 / 0%	0 / 0%	0 / 0%	0 / 0%	0 / 0%	0 / 0%
-TC	0	0 / 0%	0 / 0%	0 / 0%	0 / 0%	0 / 0%	0 / 0%	0 / 0%
-I	0	0 / 0%	0 / 0%	0 / 0%	0 / 0%	0 / 0%	0 / 0%	0 / 0%
	<b>0</b>	<b>0 / 0%</b>	<b>0 / 0%</b>	<b>0 / 0%</b>	<b>0 / 0%</b>	<b>0 / 0%</b>	<b>0 / 0%</b>	<b>0 / 0%</b>

234 - COURT OF APPEALS -FOURTEENTH COURT - BUILDING CONSTRUCTION UNADJUSTED GOAL IS 21.1%

T	0	0 / 0%	0 / 0%	0 / 0%	0 / 0%	0 / 0%	0 / 0%	0 / 0%
N	0	0 / 0%	0 / 0%	0 / 0%	0 / 0%	0 / 0%	0 / 0%	0 / 0%
S	***	0 / 0%	0 / 0%	0 / 0%	0 / 0%	0 / 0%	0 / 0%	0 / 0%
-TC	0	0 / 0%	0 / 0%	0 / 0%	0 / 0%	0 / 0%	0 / 0%	0 / 0%
-I	0	0 / 0%	0 / 0%	0 / 0%	0 / 0%	0 / 0%	0 / 0%	0 / 0%
	<b>0</b>	<b>0 / 0%</b>	<b>0 / 0%</b>	<b>0 / 0%</b>	<b>0 / 0%</b>	<b>0 / 0%</b>	<b>0 / 0%</b>	<b>0 / 0%</b>

234 - COURT OF APPEALS -FOURTEENTH COURT - SPECIAL TRADE UNADJUSTED GOAL IS 32.9%

T	0	0 / 0%	0 / 0%	0 / 0%	0 / 0%	0 / 0%	0 / 0%	0 / 0%
N	0	0 / 0%	0 / 0%	0 / 0%	0 / 0%	0 / 0%	0 / 0%	0 / 0%
S	***	0 / 0%	0 / 0%	0 / 0%	0 / 0%	0 / 0%	0 / 0%	0 / 0%
-TC	0	0 / 0%	0 / 0%	0 / 0%	0 / 0%	0 / 0%	0 / 0%	0 / 0%
-I	0	0 / 0%	0 / 0%	0 / 0%	0 / 0%	0 / 0%	0 / 0%	0 / 0%
	<b>0</b>	<b>0 / 0%</b>	<b>0 / 0%</b>	<b>0 / 0%</b>	<b>0 / 0%</b>	<b>0 / 0%</b>	<b>0 / 0%</b>	<b>0 / 0%</b>

\*\*\* DOLLARS REPORTED BUT NOT SHOWN IN THESE COLUMNS. T=TREASURY, N=NON-TREASURY, S=SUBCONTRACTOR FUNDS & PROCUREMENT CARD HUB PURCHASES, TC=TERM CONTRACT, I= INTER GOVERNMENTAL



TEXAS HISTORICALLY UNDERUTILIZED BUSINESS (HUB) SEMI-ANNUAL REPORT RECEIVED FOR FISCAL YEAR 2023

SECTION VII - STATE AGENCY EXPENDITURE DATA

FUND TYPE	TOTAL EXPENDITURE	TOTAL SPENT WITH HUBS AMOUNT / %	BLACK AMOUNT / %	HISPANIC AMOUNT / %	WOMAN AMOUNT / %	ASIAN PACIFIC AMOUNT / %	NATIVE AMERICAN AMOUNT / %	SERVICE-DISABLED VETERAN AMOUNT / %
-----------	-------------------	----------------------------------	------------------	---------------------	------------------	--------------------------	----------------------------	-------------------------------------

234 - COURT OF APPEALS -FOURTEENTH COURT - PROFESSIONAL SERVICES UNADJUSTED GOAL IS 23.7%

T	0	0 / 0%	0 / 0%	0 / 0%	0 / 0%	0 / 0%	0 / 0%	0 / 0%
N	0	0 / 0%	0 / 0%	0 / 0%	0 / 0%	0 / 0%	0 / 0%	0 / 0%
S	***	0 / 0%	0 / 0%	0 / 0%	0 / 0%	0 / 0%	0 / 0%	0 / 0%
-TC	0	0 / 0%	0 / 0%	0 / 0%	0 / 0%	0 / 0%	0 / 0%	0 / 0%
-I	0	0 / 0%	0 / 0%	0 / 0%	0 / 0%	0 / 0%	0 / 0%	0 / 0%
	<b>0</b>	<b>0 / 0%</b>	<b>0 / 0%</b>	<b>0 / 0%</b>	<b>0 / 0%</b>	<b>0 / 0%</b>	<b>0 / 0%</b>	<b>0 / 0%</b>

234 - COURT OF APPEALS -FOURTEENTH COURT - OTHER SERVICES UNADJUSTED GOAL IS 26%

T	\$17,699	0 / 0%	0 / 0%	0 / 0%	0 / 0%	0 / 0%	0 / 0%	0 / 0%
N	0	0 / 0%	0 / 0%	0 / 0%	0 / 0%	0 / 0%	0 / 0%	0 / 0%
S	***	0 / 0%	0 / 0%	0 / 0%	0 / 0%	0 / 0%	0 / 0%	0 / 0%
-TC	\$13,555	0 / 0%	0 / 0%	0 / 0%	0 / 0%	0 / 0%	0 / 0%	0 / 0%
-I	0	0 / 0%	0 / 0%	0 / 0%	0 / 0%	0 / 0%	0 / 0%	0 / 0%
	<b>\$4,144</b>	<b>0 / 0%</b>	<b>0 / 0%</b>	<b>0 / 0%</b>	<b>0 / 0%</b>	<b>0 / 0%</b>	<b>0 / 0%</b>	<b>0 / 0%</b>

234 - COURT OF APPEALS -FOURTEENTH COURT - COMMODITY PURCHASING UNADJUSTED GOAL IS 21.1%

T	\$713	0 / 0%	0 / 0%	0 / 0%	0 / 0%	0 / 0%	0 / 0%	0 / 0%
N	0	0 / 0%	0 / 0%	0 / 0%	0 / 0%	0 / 0%	0 / 0%	0 / 0%
S	***	0 / 0%	0 / 0%	0 / 0%	0 / 0%	0 / 0%	0 / 0%	0 / 0%
-TC	0	0 / 0%	0 / 0%	0 / 0%	0 / 0%	0 / 0%	0 / 0%	0 / 0%
-I	0	0 / 0%	0 / 0%	0 / 0%	0 / 0%	0 / 0%	0 / 0%	0 / 0%
	<b>\$713</b>	<b>0 / 0%</b>	<b>0 / 0%</b>	<b>0 / 0%</b>	<b>0 / 0%</b>	<b>0 / 0%</b>	<b>0 / 0%</b>	<b>0 / 0%</b>

\*\*\* DOLLARS REPORTED BUT NOT SHOWN IN THESE COLUMNS. T=TREASURY, N=NON-TREASURY, S=SUBCONTRACTOR FUNDS & PROCUREMENT CARD HUB PURCHASES, TC=TERM CONTRACT, I= INTER GOVERNMENTAL



TEXAS HISTORICALLY UNDERUTILIZED BUSINESS (HUB) SEMI-ANNUAL REPORT RECEIVED FOR FISCAL YEAR 2023

SECTION VII - STATE AGENCY EXPENDITURE DATA

FUND TYPE	TOTAL EXPENDITURE	TOTAL SPENT WITH HUBS AMOUNT / %	BLACK AMOUNT / %	HISPANIC AMOUNT / %	WOMAN AMOUNT / %	ASIAN PACIFIC AMOUNT / %	NATIVE AMERICAN AMOUNT / %	SERVICE-DISABLED VETERAN AMOUNT / %
<b>234 - COURT OF APPEALS -FOURTEENTH COURT - Statewide Grand Total Expenditures</b>								
T	\$18,412	0 / 0%	0 / 0%	0 / 0%	0 / 0%	0 / 0%	0 / 0%	0 / 0%
N	0	0 / 0%	0 / 0%	0 / 0%	0 / 0%	0 / 0%	0 / 0%	0 / 0%
S	***	0 / 0%	0 / 0%	0 / 0%	0 / 0%	0 / 0%	0 / 0%	0 / 0%
-TC	\$13,555	0 / 0%	0 / 0%	0 / 0%	0 / 0%	0 / 0%	0 / 0%	0 / 0%
-I	0	0 / 0%	0 / 0%	0 / 0%	0 / 0%	0 / 0%	0 / 0%	0 / 0%
	<b>\$4,857</b>	<b>0 / 0%</b>	<b>0 / 0%</b>	<b>0 / 0%</b>	<b>0 / 0%</b>	<b>0 / 0%</b>	<b>0 / 0%</b>	<b>0 / 0%</b>

\*\*\* DOLLARS REPORTED BUT NOT SHOWN IN THESE COLUMNS. T=TREASURY, N=NON-TREASURY, S=SUBCONTRACTOR FUNDS & PROCUREMENT CARD HUB PURCHASES, TC=TERM CONTRACT, I= INTER GOVERNMENTAL



TEXAS HISTORICALLY UNDERUTILIZED BUSINESS (HUB) SEMI-ANNUAL REPORT RECEIVED FOR FISCAL YEAR 2023

SECTION VII - STATE AGENCY EXPENDITURE DATA

FUND TYPE	TOTAL EXPENDITURE	TOTAL SPENT WITH HUBS AMOUNT / %	BLACK AMOUNT / %	HISPANIC AMOUNT / %	WOMAN AMOUNT / %	ASIAN PACIFIC AMOUNT / %	NATIVE AMERICAN AMOUNT / %	SERVICE-DISABLED VETERAN AMOUNT / %
<b>242 - COMMISSION ON JUDICIAL CONDUCT - HEAVY CONSTRUCTION UNADJUSTED GOAL IS 11.2%</b>								
T	0	0 / 0%	0 / 0%	0 / 0%	0 / 0%	0 / 0%	0 / 0%	0 / 0%
N	0	0 / 0%	0 / 0%	0 / 0%	0 / 0%	0 / 0%	0 / 0%	0 / 0%
S	***	0 / 0%	0 / 0%	0 / 0%	0 / 0%	0 / 0%	0 / 0%	0 / 0%
-TC	0	0 / 0%	0 / 0%	0 / 0%	0 / 0%	0 / 0%	0 / 0%	0 / 0%
-I	0	0 / 0%	0 / 0%	0 / 0%	0 / 0%	0 / 0%	0 / 0%	0 / 0%
	<b>0</b>	<b>0 / 0%</b>	<b>0 / 0%</b>	<b>0 / 0%</b>	<b>0 / 0%</b>	<b>0 / 0%</b>	<b>0 / 0%</b>	<b>0 / 0%</b>

<b>242 - COMMISSION ON JUDICIAL CONDUCT - BUILDING CONSTRUCTION UNADJUSTED GOAL IS 21.1%</b>								
T	0	0 / 0%	0 / 0%	0 / 0%	0 / 0%	0 / 0%	0 / 0%	0 / 0%
N	0	0 / 0%	0 / 0%	0 / 0%	0 / 0%	0 / 0%	0 / 0%	0 / 0%
S	***	0 / 0%	0 / 0%	0 / 0%	0 / 0%	0 / 0%	0 / 0%	0 / 0%
-TC	0	0 / 0%	0 / 0%	0 / 0%	0 / 0%	0 / 0%	0 / 0%	0 / 0%
-I	0	0 / 0%	0 / 0%	0 / 0%	0 / 0%	0 / 0%	0 / 0%	0 / 0%
	<b>0</b>	<b>0 / 0%</b>	<b>0 / 0%</b>	<b>0 / 0%</b>	<b>0 / 0%</b>	<b>0 / 0%</b>	<b>0 / 0%</b>	<b>0 / 0%</b>

<b>242 - COMMISSION ON JUDICIAL CONDUCT - SPECIAL TRADE UNADJUSTED GOAL IS 32.9%</b>								
T	0	0 / 0%	0 / 0%	0 / 0%	0 / 0%	0 / 0%	0 / 0%	0 / 0%
N	0	0 / 0%	0 / 0%	0 / 0%	0 / 0%	0 / 0%	0 / 0%	0 / 0%
S	***	0 / 0%	0 / 0%	0 / 0%	0 / 0%	0 / 0%	0 / 0%	0 / 0%
-TC	0	0 / 0%	0 / 0%	0 / 0%	0 / 0%	0 / 0%	0 / 0%	0 / 0%
-I	0	0 / 0%	0 / 0%	0 / 0%	0 / 0%	0 / 0%	0 / 0%	0 / 0%
	<b>0</b>	<b>0 / 0%</b>	<b>0 / 0%</b>	<b>0 / 0%</b>	<b>0 / 0%</b>	<b>0 / 0%</b>	<b>0 / 0%</b>	<b>0 / 0%</b>

\*\*\* DOLLARS REPORTED BUT NOT SHOWN IN THESE COLUMNS. T=TREASURY, N=NON-TREASURY, S=SUBCONTRACTOR FUNDS & PROCUREMENT CARD HUB PURCHASES, TC=TERM CONTRACT, I= INTER GOVERNMENT



TEXAS HISTORICALLY UNDERUTILIZED BUSINESS (HUB) SEMI-ANNUAL REPORT RECEIVED FOR FISCAL YEAR 2023

SECTION VII - STATE AGENCY EXPENDITURE DATA

FUND TYPE	TOTAL EXPENDITURE	TOTAL SPENT WITH HUBS AMOUNT / %	BLACK AMOUNT / %	HISPANIC AMOUNT / %	WOMAN AMOUNT / %	ASIAN PACIFIC AMOUNT / %	NATIVE AMERICAN AMOUNT / %	SERVICE-DISABLED VETERAN AMOUNT / %
<b>242 - COMMISSION ON JUDICIAL CONDUCT - PROFESSIONAL SERVICES UNADJUSTED GOAL IS 23.7%</b>								
T	0	0 / 0%	0 / 0%	0 / 0%	0 / 0%	0 / 0%	0 / 0%	0 / 0%
N	0	0 / 0%	0 / 0%	0 / 0%	0 / 0%	0 / 0%	0 / 0%	0 / 0%
S	***	0 / 0%	0 / 0%	0 / 0%	0 / 0%	0 / 0%	0 / 0%	0 / 0%
-TC	0	0 / 0%	0 / 0%	0 / 0%	0 / 0%	0 / 0%	0 / 0%	0 / 0%
-I	0	0 / 0%	0 / 0%	0 / 0%	0 / 0%	0 / 0%	0 / 0%	0 / 0%
	<b>0</b>	<b>0 / 0%</b>	<b>0 / 0%</b>	<b>0 / 0%</b>	<b>0 / 0%</b>	<b>0 / 0%</b>	<b>0 / 0%</b>	<b>0 / 0%</b>
<b>242 - COMMISSION ON JUDICIAL CONDUCT - OTHER SERVICES UNADJUSTED GOAL IS 26%</b>								
T	\$11,382	\$90 / 0.79%	0 / 0%	0 / 0%	\$90 / 0.79%	0 / 0%	0 / 0%	0 / 0%
N	0	0 / 0%	0 / 0%	0 / 0%	0 / 0%	0 / 0%	0 / 0%	0 / 0%
S	***	0 / 0%	0 / 0%	0 / 0%	0 / 0%	0 / 0%	0 / 0%	0 / 0%
-TC	0	0 / 0%	0 / 0%	0 / 0%	0 / 0%	0 / 0%	0 / 0%	0 / 0%
-I	0	0 / 0%	0 / 0%	0 / 0%	0 / 0%	0 / 0%	0 / 0%	0 / 0%
	<b>\$11,382</b>	<b>\$90 / 0.79%</b>	<b>0 / 0%</b>	<b>0 / 0%</b>	<b>\$90 / 0.79%</b>	<b>0 / 0%</b>	<b>0 / 0%</b>	<b>0 / 0%</b>
<b>242 - COMMISSION ON JUDICIAL CONDUCT - COMMODITY PURCHASING UNADJUSTED GOAL IS 21.1%</b>								
T	\$2,530	\$176 / 6.96%	0 / 0%	0 / 0%	\$176 / 6.96%	0 / 0%	0 / 0%	0 / 0%
N	0	0 / 0%	0 / 0%	0 / 0%	0 / 0%	0 / 0%	0 / 0%	0 / 0%
S	***	0 / 0%	0 / 0%	0 / 0%	0 / 0%	0 / 0%	0 / 0%	0 / 0%
-TC	\$593	0 / 0%	0 / 0%	0 / 0%	0 / 0%	0 / 0%	0 / 0%	0 / 0%
-I	0	0 / 0%	0 / 0%	0 / 0%	0 / 0%	0 / 0%	0 / 0%	0 / 0%
	<b>\$1,936</b>	<b>\$176 / 6.96%</b>	<b>0 / 0%</b>	<b>0 / 0%</b>	<b>\$176 / 6.96%</b>	<b>0 / 0%</b>	<b>0 / 0%</b>	<b>0 / 0%</b>

\*\*\* DOLLARS REPORTED BUT NOT SHOWN IN THESE COLUMNS. T=TREASURY, N=NON-TREASURY, S=SUBCONTRACTOR FUNDS & PROCUREMENT CARD HUB PURCHASES, TC=TERM CONTRACT, I= INTER GOVERNMENTAL



TEXAS HISTORICALLY UNDERUTILIZED BUSINESS (HUB) SEMI-ANNUAL REPORT RECEIVED FOR FISCAL YEAR 2023

SECTION VII - STATE AGENCY EXPENDITURE DATA

FUND TYPE	TOTAL EXPENDITURE	TOTAL SPENT WITH HUBS AMOUNT / %	BLACK AMOUNT / %	HISPANIC AMOUNT / %	WOMAN AMOUNT / %	ASIAN PACIFIC AMOUNT / %	NATIVE AMERICAN AMOUNT / %	SERVICE-DISABLED VETERAN AMOUNT / %
<b>242 - COMMISSION ON JUDICIAL CONDUCT - Statewide Grand Total Expenditures</b>								
T	\$13,912	\$266 / 1.91%	0 / 0%	0 / 0%	\$266 / 1.91%	0 / 0%	0 / 0%	0 / 0%
N	0	0 / 0%	0 / 0%	0 / 0%	0 / 0%	0 / 0%	0 / 0%	0 / 0%
S	***	0 / 0%	0 / 0%	0 / 0%	0 / 0%	0 / 0%	0 / 0%	0 / 0%
-TC	\$593	0 / 0%	0 / 0%	0 / 0%	0 / 0%	0 / 0%	0 / 0%	0 / 0%
-I	0	0 / 0%	0 / 0%	0 / 0%	0 / 0%	0 / 0%	0 / 0%	0 / 0%
	<b>\$13,318</b>	<b>\$266 / 1.91%</b>	<b>0 / 0%</b>	<b>0 / 0%</b>	<b>\$266 / 1.91%</b>	<b>0 / 0%</b>	<b>0 / 0%</b>	<b>0 / 0%</b>

\*\*\* DOLLARS REPORTED BUT NOT SHOWN IN THESE COLUMNS. T=TREASURY, N=NON-TREASURY, S=SUBCONTRACTOR FUNDS & PROCUREMENT CARD HUB PURCHASES, TC=TERM CONTRACT, I= INTER GOVERNMENTAL



TEXAS HISTORICALLY UNDERUTILIZED BUSINESS (HUB) SEMI-ANNUAL REPORT RECEIVED FOR FISCAL YEAR 2023

SECTION VII - STATE AGENCY EXPENDITURE DATA

FUND TYPE	TOTAL EXPENDITURE	TOTAL SPENT WITH HUBS AMOUNT / %	BLACK AMOUNT / %	HISPANIC AMOUNT / %	WOMAN AMOUNT / %	ASIAN PACIFIC AMOUNT / %	NATIVE AMERICAN AMOUNT / %	SERVICE-DISABLED VETERAN AMOUNT / %
-----------	-------------------	----------------------------------	------------------	---------------------	------------------	--------------------------	----------------------------	-------------------------------------

243 - STATE LAW LIBRARY - HEAVY CONSTRUCTION UNADJUSTED GOAL IS 11.2%

T	0	0 / 0%	0 / 0%	0 / 0%	0 / 0%	0 / 0%	0 / 0%	0 / 0%
N	0	0 / 0%	0 / 0%	0 / 0%	0 / 0%	0 / 0%	0 / 0%	0 / 0%
S	***	0 / 0%	0 / 0%	0 / 0%	0 / 0%	0 / 0%	0 / 0%	0 / 0%
-TC	0	0 / 0%	0 / 0%	0 / 0%	0 / 0%	0 / 0%	0 / 0%	0 / 0%
-I	0	0 / 0%	0 / 0%	0 / 0%	0 / 0%	0 / 0%	0 / 0%	0 / 0%
	<b>0</b>	<b>0 / 0%</b>	<b>0 / 0%</b>	<b>0 / 0%</b>	<b>0 / 0%</b>	<b>0 / 0%</b>	<b>0 / 0%</b>	<b>0 / 0%</b>

243 - STATE LAW LIBRARY - BUILDING CONSTRUCTION UNADJUSTED GOAL IS 21.1%

T	0	0 / 0%	0 / 0%	0 / 0%	0 / 0%	0 / 0%	0 / 0%	0 / 0%
N	0	0 / 0%	0 / 0%	0 / 0%	0 / 0%	0 / 0%	0 / 0%	0 / 0%
S	***	0 / 0%	0 / 0%	0 / 0%	0 / 0%	0 / 0%	0 / 0%	0 / 0%
-TC	0	0 / 0%	0 / 0%	0 / 0%	0 / 0%	0 / 0%	0 / 0%	0 / 0%
-I	0	0 / 0%	0 / 0%	0 / 0%	0 / 0%	0 / 0%	0 / 0%	0 / 0%
	<b>0</b>	<b>0 / 0%</b>	<b>0 / 0%</b>	<b>0 / 0%</b>	<b>0 / 0%</b>	<b>0 / 0%</b>	<b>0 / 0%</b>	<b>0 / 0%</b>

243 - STATE LAW LIBRARY - SPECIAL TRADE UNADJUSTED GOAL IS 32.9%

T	0	0 / 0%	0 / 0%	0 / 0%	0 / 0%	0 / 0%	0 / 0%	0 / 0%
N	0	0 / 0%	0 / 0%	0 / 0%	0 / 0%	0 / 0%	0 / 0%	0 / 0%
S	***	0 / 0%	0 / 0%	0 / 0%	0 / 0%	0 / 0%	0 / 0%	0 / 0%
-TC	0	0 / 0%	0 / 0%	0 / 0%	0 / 0%	0 / 0%	0 / 0%	0 / 0%
-I	0	0 / 0%	0 / 0%	0 / 0%	0 / 0%	0 / 0%	0 / 0%	0 / 0%
	<b>0</b>	<b>0 / 0%</b>	<b>0 / 0%</b>	<b>0 / 0%</b>	<b>0 / 0%</b>	<b>0 / 0%</b>	<b>0 / 0%</b>	<b>0 / 0%</b>

\*\*\* DOLLARS REPORTED BUT NOT SHOWN IN THESE COLUMNS. T=TREASURY, N=NON-TREASURY, S=SUBCONTRACTOR FUNDS & PROCUREMENT CARD HUB PURCHASES, TC=TERM CONTRACT, I= INTER GOVERNMENT



TEXAS HISTORICALLY UNDERUTILIZED BUSINESS (HUB) SEMI-ANNUAL REPORT RECEIVED FOR FISCAL YEAR 2023

SECTION VII - STATE AGENCY EXPENDITURE DATA

FUND TYPE	TOTAL EXPENDITURE	TOTAL SPENT WITH HUBS AMOUNT / %	BLACK AMOUNT / %	HISPANIC AMOUNT / %	WOMAN AMOUNT / %	ASIAN PACIFIC AMOUNT / %	NATIVE AMERICAN AMOUNT / %	SERVICE-DISABLED VETERAN AMOUNT / %
-----------	-------------------	----------------------------------	------------------	---------------------	------------------	--------------------------	----------------------------	-------------------------------------

243 - STATE LAW LIBRARY - PROFESSIONAL SERVICES UNADJUSTED GOAL IS 23.7%

T	0	0 / 0%	0 / 0%	0 / 0%	0 / 0%	0 / 0%	0 / 0%	0 / 0%
N	0	0 / 0%	0 / 0%	0 / 0%	0 / 0%	0 / 0%	0 / 0%	0 / 0%
S	***	0 / 0%	0 / 0%	0 / 0%	0 / 0%	0 / 0%	0 / 0%	0 / 0%
-TC	0	0 / 0%	0 / 0%	0 / 0%	0 / 0%	0 / 0%	0 / 0%	0 / 0%
-I	0	0 / 0%	0 / 0%	0 / 0%	0 / 0%	0 / 0%	0 / 0%	0 / 0%
	<b>0</b>	<b>0 / 0%</b>	<b>0 / 0%</b>	<b>0 / 0%</b>	<b>0 / 0%</b>	<b>0 / 0%</b>	<b>0 / 0%</b>	<b>0 / 0%</b>

243 - STATE LAW LIBRARY - OTHER SERVICES UNADJUSTED GOAL IS 26%

T	\$124,478	0 / 0%	0 / 0%	0 / 0%	0 / 0%	0 / 0%	0 / 0%	0 / 0%
N	0	0 / 0%	0 / 0%	0 / 0%	0 / 0%	0 / 0%	0 / 0%	0 / 0%
S	***	0 / 0%	0 / 0%	0 / 0%	0 / 0%	0 / 0%	0 / 0%	0 / 0%
-TC	0	0 / 0%	0 / 0%	0 / 0%	0 / 0%	0 / 0%	0 / 0%	0 / 0%
-I	0	0 / 0%	0 / 0%	0 / 0%	0 / 0%	0 / 0%	0 / 0%	0 / 0%
	<b>\$124,478</b>	<b>0 / 0%</b>	<b>0 / 0%</b>	<b>0 / 0%</b>	<b>0 / 0%</b>	<b>0 / 0%</b>	<b>0 / 0%</b>	<b>0 / 0%</b>

243 - STATE LAW LIBRARY - COMMODITY PURCHASING UNADJUSTED GOAL IS 21.1%

T	\$5,091	\$76 / 1.49%	0 / 0%	0 / 0%	\$76 / 1.49%	0 / 0%	0 / 0%	0 / 0%
N	0	0 / 0%	0 / 0%	0 / 0%	0 / 0%	0 / 0%	0 / 0%	0 / 0%
S	***	0 / 0%	0 / 0%	0 / 0%	0 / 0%	0 / 0%	0 / 0%	0 / 0%
-TC	\$644	\$76 / 11.78%	0 / 0%	0 / 0%	\$76 / 11.78%	0 / 0%	0 / 0%	0 / 0%
-I	0	0 / 0%	0 / 0%	0 / 0%	0 / 0%	0 / 0%	0 / 0%	0 / 0%
	<b>\$4,447</b>	<b>0 / 13.27%</b>	<b>0 / 0%</b>	<b>0 / 0%</b>	<b>0 / 13.27%</b>	<b>0 / 0%</b>	<b>0 / 0%</b>	<b>0 / 0%</b>

\*\*\* DOLLARS REPORTED BUT NOT SHOWN IN THESE COLUMNS. T=TREASURY, N=NON-TREASURY, S=SUBCONTRACTOR FUNDS & PROCUREMENT CARD HUB PURCHASES, TC=TERM CONTRACT, I= INTER GOVERNMENT





TEXAS HISTORICALLY UNDERUTILIZED BUSINESS (HUB) SEMI-ANNUAL REPORT RECEIVED FOR FISCAL YEAR 2023

SECTION VII - STATE AGENCY EXPENDITURE DATA

FUND TYPE	TOTAL EXPENDITURE	TOTAL SPENT WITH HUBS AMOUNT / %	BLACK AMOUNT / %	HISPANIC AMOUNT / %	WOMAN AMOUNT / %	ASIAN PACIFIC AMOUNT / %	NATIVE AMERICAN AMOUNT / %	SERVICE-DISABLED VETERAN AMOUNT / %
<b>243 - STATE LAW LIBRARY - Statewide Grand Total Expenditures</b>								
T	\$129,570	\$76 / 0.06%	0 / 0%	0 / 0%	\$76 / 0.06%	0 / 0%	0 / 0%	0 / 0%
N	0	0 / 0%	0 / 0%	0 / 0%	0 / 0%	0 / 0%	0 / 0%	0 / 0%
S	***	0 / 0%	0 / 0%	0 / 0%	0 / 0%	0 / 0%	0 / 0%	0 / 0%
-TC	\$644	\$76 / 11.78%	0 / 0%	0 / 0%	\$76 / 11.78%	0 / 0%	0 / 0%	0 / 0%
-I	0	0 / 0%	0 / 0%	0 / 0%	0 / 0%	0 / 0%	0 / 0%	0 / 0%
	<b>\$128,925</b>	<b>0 / 11.84%</b>	<b>0 / 0%</b>	<b>0 / 0%</b>	<b>0 / 11.84%</b>	<b>0 / 0%</b>	<b>0 / 0%</b>	<b>0 / 0%</b>

\*\*\* DOLLARS REPORTED BUT NOT SHOWN IN THESE COLUMNS. T=TREASURY, N=NON-TREASURY, S=SUBCONTRACTOR FUNDS & PROCUREMENT CARD HUB PURCHASES, TC=TERM CONTRACT, I= INTER GOVERNMENTAL



TEXAS HISTORICALLY UNDERUTILIZED BUSINESS (HUB) SEMI-ANNUAL REPORT RECEIVED FOR FISCAL YEAR 2023

SECTION VII - STATE AGENCY EXPENDITURE DATA

FUND TYPE	TOTAL EXPENDITURE	TOTAL SPENT WITH HUBS AMOUNT / %	BLACK AMOUNT / %	HISPANIC AMOUNT / %	WOMAN AMOUNT / %	ASIAN PACIFIC AMOUNT / %	NATIVE AMERICAN AMOUNT / %	SERVICE-DISABLED VETERAN AMOUNT / %
<b>300 - OFFICE OF THE GOVERNOR - FISCAL - HEAVY CONSTRUCTION UNADJUSTED GOAL IS 11.2%</b>								
T	0	0 / 0%	0 / 0%	0 / 0%	0 / 0%	0 / 0%	0 / 0%	0 / 0%
N	0	0 / 0%	0 / 0%	0 / 0%	0 / 0%	0 / 0%	0 / 0%	0 / 0%
S	***	0 / 0%	0 / 0%	0 / 0%	0 / 0%	0 / 0%	0 / 0%	0 / 0%
-TC	0	0 / 0%	0 / 0%	0 / 0%	0 / 0%	0 / 0%	0 / 0%	0 / 0%
-I	0	0 / 0%	0 / 0%	0 / 0%	0 / 0%	0 / 0%	0 / 0%	0 / 0%
	<b>0</b>	<b>0 / 0%</b>	<b>0 / 0%</b>	<b>0 / 0%</b>	<b>0 / 0%</b>	<b>0 / 0%</b>	<b>0 / 0%</b>	<b>0 / 0%</b>
<b>300 - OFFICE OF THE GOVERNOR - FISCAL - BUILDING CONSTRUCTION UNADJUSTED GOAL IS 21.1%</b>								
T	0	0 / 0%	0 / 0%	0 / 0%	0 / 0%	0 / 0%	0 / 0%	0 / 0%
N	0	0 / 0%	0 / 0%	0 / 0%	0 / 0%	0 / 0%	0 / 0%	0 / 0%
S	***	0 / 0%	0 / 0%	0 / 0%	0 / 0%	0 / 0%	0 / 0%	0 / 0%
-TC	0	0 / 0%	0 / 0%	0 / 0%	0 / 0%	0 / 0%	0 / 0%	0 / 0%
-I	0	0 / 0%	0 / 0%	0 / 0%	0 / 0%	0 / 0%	0 / 0%	0 / 0%
	<b>0</b>	<b>0 / 0%</b>	<b>0 / 0%</b>	<b>0 / 0%</b>	<b>0 / 0%</b>	<b>0 / 0%</b>	<b>0 / 0%</b>	<b>0 / 0%</b>
<b>300 - OFFICE OF THE GOVERNOR - FISCAL - SPECIAL TRADE UNADJUSTED GOAL IS 32.9%</b>								
T	\$4,438	0 / 0%	0 / 0%	0 / 0%	0 / 0%	0 / 0%	0 / 0%	0 / 0%
N	0	0 / 0%	0 / 0%	0 / 0%	0 / 0%	0 / 0%	0 / 0%	0 / 0%
S	***	0 / 0%	0 / 0%	0 / 0%	0 / 0%	0 / 0%	0 / 0%	0 / 0%
-TC	0	0 / 0%	0 / 0%	0 / 0%	0 / 0%	0 / 0%	0 / 0%	0 / 0%
-I	0	0 / 0%	0 / 0%	0 / 0%	0 / 0%	0 / 0%	0 / 0%	0 / 0%
	<b>\$4,438</b>	<b>0 / 0%</b>	<b>0 / 0%</b>	<b>0 / 0%</b>	<b>0 / 0%</b>	<b>0 / 0%</b>	<b>0 / 0%</b>	<b>0 / 0%</b>

\*\*\* DOLLARS REPORTED BUT NOT SHOWN IN THESE COLUMNS. T=TREASURY, N=NON-TREASURY, S=SUBCONTRACTOR FUNDS & PROCUREMENT CARD HUB PURCHASES, TC=TERM CONTRACT, I= INTER GOVERNMENTAL



TEXAS HISTORICALLY UNDERUTILIZED BUSINESS (HUB) SEMI-ANNUAL REPORT RECEIVED FOR FISCAL YEAR 2023

SECTION VII - STATE AGENCY EXPENDITURE DATA

FUND TYPE	TOTAL EXPENDITURE	TOTAL SPENT WITH HUBS AMOUNT / %	BLACK AMOUNT / %	HISPANIC AMOUNT / %	WOMAN AMOUNT / %	ASIAN PACIFIC AMOUNT / %	NATIVE AMERICAN AMOUNT / %	SERVICE-DISABLED VETERAN AMOUNT / %
<b>300 - OFFICE OF THE GOVERNOR - FISCAL - PROFESSIONAL SERVICES UNADJUSTED GOAL IS 23.7%</b>								
T	\$13,660	0 / 0%	0 / 0%	0 / 0%	0 / 0%	0 / 0%	0 / 0%	0 / 0%
N	0	0 / 0%	0 / 0%	0 / 0%	0 / 0%	0 / 0%	0 / 0%	0 / 0%
S	***	0 / 0%	0 / 0%	0 / 0%	0 / 0%	0 / 0%	0 / 0%	0 / 0%
-TC	0	0 / 0%	0 / 0%	0 / 0%	0 / 0%	0 / 0%	0 / 0%	0 / 0%
-I	0	0 / 0%	0 / 0%	0 / 0%	0 / 0%	0 / 0%	0 / 0%	0 / 0%
	<b>\$13,660</b>	<b>0 / 0%</b>	<b>0 / 0%</b>	<b>0 / 0%</b>	<b>0 / 0%</b>	<b>0 / 0%</b>	<b>0 / 0%</b>	<b>0 / 0%</b>

<b>300 - OFFICE OF THE GOVERNOR - FISCAL - OTHER SERVICES UNADJUSTED GOAL IS 26%</b>								
T	\$15,878,544	\$228,354 / 1.44%	0 / 0%	\$59,102 / 0.37%	\$4,437 / 0.03%	\$164,815 / 1.04%	0 / 0%	0 / 0%
N	0	0 / 0%	0 / 0%	0 / 0%	0 / 0%	0 / 0%	0 / 0%	0 / 0%
S	***	0 / 0%	0 / 0%	0 / 0%	0 / 0%	0 / 0%	0 / 0%	0 / 0%
-TC	\$6,064	\$485 / 7.99%	0 / 0%	0 / 0%	\$485 / 7.99%	0 / 0%	0 / 0%	0 / 0%
-I	0	0 / 0%	0 / 0%	0 / 0%	0 / 0%	0 / 0%	0 / 0%	0 / 0%
	<b>\$15,872,480</b>	<b>\$227,869 / 9.43%</b>	<b>0 / 0%</b>	<b>\$59,102 / 0.37%</b>	<b>\$3,952 / 8.02%</b>	<b>\$164,815 / 1.04%</b>	<b>0 / 0%</b>	<b>0 / 0%</b>

<b>300 - OFFICE OF THE GOVERNOR - FISCAL - COMMODITY PURCHASING UNADJUSTED GOAL IS 21.1%</b>								
T	\$13,769	0 / 0%	0 / 0%	0 / 0%	0 / 0%	0 / 0%	0 / 0%	0 / 0%
N	0	0 / 0%	0 / 0%	0 / 0%	0 / 0%	0 / 0%	0 / 0%	0 / 0%
S	***	0 / 0%	0 / 0%	0 / 0%	0 / 0%	0 / 0%	0 / 0%	0 / 0%
-TC	0	0 / 0%	0 / 0%	0 / 0%	0 / 0%	0 / 0%	0 / 0%	0 / 0%
-I	0	0 / 0%	0 / 0%	0 / 0%	0 / 0%	0 / 0%	0 / 0%	0 / 0%
	<b>\$13,769</b>	<b>0 / 0%</b>	<b>0 / 0%</b>	<b>0 / 0%</b>	<b>0 / 0%</b>	<b>0 / 0%</b>	<b>0 / 0%</b>	<b>0 / 0%</b>

\*\*\* DOLLARS REPORTED BUT NOT SHOWN IN THESE COLUMNS. T=TREASURY, N=NON-TREASURY, S=SUBCONTRACTOR FUNDS & PROCUREMENT CARD HUB PURCHASES, TC=TERM CONTRACT, I= INTER GOVERNMENT



TEXAS HISTORICALLY UNDERUTILIZED BUSINESS (HUB) SEMI-ANNUAL REPORT RECEIVED FOR FISCAL YEAR 2023

SECTION VII - STATE AGENCY EXPENDITURE DATA

FUND TYPE	TOTAL EXPENDITURE	TOTAL SPENT WITH HUBS AMOUNT / %	BLACK AMOUNT / %	HISPANIC AMOUNT / %	WOMAN AMOUNT / %	ASIAN PACIFIC AMOUNT / %	NATIVE AMERICAN AMOUNT / %	SERVICE-DISABLED VETERAN AMOUNT / %
<b>300 - OFFICE OF THE GOVERNOR - FISCAL - Statewide Grand Total Expenditures</b>								
T	\$15,910,411	\$228,354 / 1.44%	0 / 0%	\$59,102 / 0.37%	\$4,437 / 0.03%	\$164,815 / 1.04%	0 / 0%	0 / 0%
N	0	0 / 0%	0 / 0%	0 / 0%	0 / 0%	0 / 0%	0 / 0%	0 / 0%
S	***	0 / 0%	0 / 0%	0 / 0%	0 / 0%	0 / 0%	0 / 0%	0 / 0%
-TC	\$6,064	\$485 / 7.99%	0 / 0%	0 / 0%	\$485 / 7.99%	0 / 0%	0 / 0%	0 / 0%
-I	0	0 / 0%	0 / 0%	0 / 0%	0 / 0%	0 / 0%	0 / 0%	0 / 0%
	<b>\$15,904,347</b>	<b>\$227,869 / 9.43%</b>	<b>0 / 0%</b>	<b>\$59,102 / 0.37%</b>	<b>\$3,952 / 8.02%</b>	<b>\$164,815 / 1.04%</b>	<b>0 / 0%</b>	<b>0 / 0%</b>

\*\*\* DOLLARS REPORTED BUT NOT SHOWN IN THESE COLUMNS. T=TREASURY, N=NON-TREASURY, S=SUBCONTRACTOR FUNDS & PROCUREMENT CARD HUB PURCHASES, TC=TERM CONTRACT, I= INTER GOVERNMENTAL



TEXAS HISTORICALLY UNDERUTILIZED BUSINESS (HUB) SEMI-ANNUAL REPORT RECEIVED FOR FISCAL YEAR 2023

SECTION VII - STATE AGENCY EXPENDITURE DATA

FUND TYPE	TOTAL EXPENDITURE	TOTAL SPENT WITH HUBS AMOUNT / %	BLACK AMOUNT / %	HISPANIC AMOUNT / %	WOMAN AMOUNT / %	ASIAN PACIFIC AMOUNT / %	NATIVE AMERICAN AMOUNT / %	SERVICE-DISABLED VETERAN AMOUNT / %
-----------	-------------------	----------------------------------	------------------	---------------------	------------------	--------------------------	----------------------------	-------------------------------------

301 - OFFICE OF THE GOVERNOR - HEAVY CONSTRUCTION UNADJUSTED GOAL IS 11.2%

T	0	0 / 0%	0 / 0%	0 / 0%	0 / 0%	0 / 0%	0 / 0%	0 / 0%
N	0	0 / 0%	0 / 0%	0 / 0%	0 / 0%	0 / 0%	0 / 0%	0 / 0%
S	***	0 / 0%	0 / 0%	0 / 0%	0 / 0%	0 / 0%	0 / 0%	0 / 0%
-TC	0	0 / 0%	0 / 0%	0 / 0%	0 / 0%	0 / 0%	0 / 0%	0 / 0%
-I	0	0 / 0%	0 / 0%	0 / 0%	0 / 0%	0 / 0%	0 / 0%	0 / 0%
	<b>0</b>	<b>0 / 0%</b>	<b>0 / 0%</b>	<b>0 / 0%</b>	<b>0 / 0%</b>	<b>0 / 0%</b>	<b>0 / 0%</b>	<b>0 / 0%</b>

301 - OFFICE OF THE GOVERNOR - BUILDING CONSTRUCTION UNADJUSTED GOAL IS 21.1%

T	0	0 / 0%	0 / 0%	0 / 0%	0 / 0%	0 / 0%	0 / 0%	0 / 0%
N	0	0 / 0%	0 / 0%	0 / 0%	0 / 0%	0 / 0%	0 / 0%	0 / 0%
S	***	0 / 0%	0 / 0%	0 / 0%	0 / 0%	0 / 0%	0 / 0%	0 / 0%
-TC	0	0 / 0%	0 / 0%	0 / 0%	0 / 0%	0 / 0%	0 / 0%	0 / 0%
-I	0	0 / 0%	0 / 0%	0 / 0%	0 / 0%	0 / 0%	0 / 0%	0 / 0%
	<b>0</b>	<b>0 / 0%</b>	<b>0 / 0%</b>	<b>0 / 0%</b>	<b>0 / 0%</b>	<b>0 / 0%</b>	<b>0 / 0%</b>	<b>0 / 0%</b>

301 - OFFICE OF THE GOVERNOR - SPECIAL TRADE UNADJUSTED GOAL IS 32.9%

T	0	0 / 0%	0 / 0%	0 / 0%	0 / 0%	0 / 0%	0 / 0%	0 / 0%
N	0	0 / 0%	0 / 0%	0 / 0%	0 / 0%	0 / 0%	0 / 0%	0 / 0%
S	***	0 / 0%	0 / 0%	0 / 0%	0 / 0%	0 / 0%	0 / 0%	0 / 0%
-TC	0	0 / 0%	0 / 0%	0 / 0%	0 / 0%	0 / 0%	0 / 0%	0 / 0%
-I	0	0 / 0%	0 / 0%	0 / 0%	0 / 0%	0 / 0%	0 / 0%	0 / 0%
	<b>0</b>	<b>0 / 0%</b>	<b>0 / 0%</b>	<b>0 / 0%</b>	<b>0 / 0%</b>	<b>0 / 0%</b>	<b>0 / 0%</b>	<b>0 / 0%</b>

\*\*\* DOLLARS REPORTED BUT NOT SHOWN IN THESE COLUMNS. T=TREASURY, N=NON-TREASURY, S=SUBCONTRACTOR FUNDS & PROCUREMENT CARD HUB PURCHASES, TC=TERM CONTRACT, I= INTER GOVERNMENT



TEXAS HISTORICALLY UNDERUTILIZED BUSINESS (HUB) SEMI-ANNUAL REPORT RECEIVED FOR FISCAL YEAR 2023

SECTION VII - STATE AGENCY EXPENDITURE DATA

FUND TYPE	TOTAL EXPENDITURE	TOTAL SPENT WITH HUBS AMOUNT / %	BLACK AMOUNT / %	HISPANIC AMOUNT / %	WOMAN AMOUNT / %	ASIAN PACIFIC AMOUNT / %	NATIVE AMERICAN AMOUNT / %	SERVICE-DISABLED VETERAN AMOUNT / %
<b>301 - OFFICE OF THE GOVERNOR - PROFESSIONAL SERVICES UNADJUSTED GOAL IS 23.7%</b>								
T	\$1,000	0 / 0%	0 / 0%	0 / 0%	0 / 0%	0 / 0%	0 / 0%	0 / 0%
N	0	0 / 0%	0 / 0%	0 / 0%	0 / 0%	0 / 0%	0 / 0%	0 / 0%
S	***	0 / 0%	0 / 0%	0 / 0%	0 / 0%	0 / 0%	0 / 0%	0 / 0%
-TC	0	0 / 0%	0 / 0%	0 / 0%	0 / 0%	0 / 0%	0 / 0%	0 / 0%
-I	0	0 / 0%	0 / 0%	0 / 0%	0 / 0%	0 / 0%	0 / 0%	0 / 0%
	<b>\$1,000</b>	<b>0 / 0%</b>	<b>0 / 0%</b>	<b>0 / 0%</b>	<b>0 / 0%</b>	<b>0 / 0%</b>	<b>0 / 0%</b>	<b>0 / 0%</b>

<b>301 - OFFICE OF THE GOVERNOR - OTHER SERVICES UNADJUSTED GOAL IS 26%</b>								
T	\$106,983	\$20,302 / 18.98%	0 / 0%	\$14,549 / 13.60%	\$2,154 / 2.01%	\$3,598 / 3.36%	0 / 0%	0 / 0%
N	0	0 / 0%	0 / 0%	0 / 0%	0 / 0%	0 / 0%	0 / 0%	0 / 0%
S	***	0 / 0%	0 / 0%	0 / 0%	0 / 0%	0 / 0%	0 / 0%	0 / 0%
-TC	\$3,084	\$1,340 / 43.45%	0 / 0%	0 / 0%	\$1,340 / 43.45%	0 / 0%	0 / 0%	0 / 0%
-I	0	0 / 0%	0 / 0%	0 / 0%	0 / 0%	0 / 0%	0 / 0%	0 / 0%
	<b>\$103,900</b>	<b>\$18,962 / 62.43%</b>	<b>0 / 0%</b>	<b>\$14,549 / 13.60%</b>	<b>\$814 / 45.47%</b>	<b>\$3,598 / 3.36%</b>	<b>0 / 0%</b>	<b>0 / 0%</b>

<b>301 - OFFICE OF THE GOVERNOR - COMMODITY PURCHASING UNADJUSTED GOAL IS 21.1%</b>								
T	\$384,334	\$79,113 / 20.58%	0 / 0%	\$31,572 / 8.21%	\$40,439 / 10.52%	\$7,102 / 1.85%	0 / 0%	0 / 0%
N	0	0 / 0%	0 / 0%	0 / 0%	0 / 0%	0 / 0%	0 / 0%	0 / 0%
S	***	0 / 0%	0 / 0%	0 / 0%	0 / 0%	0 / 0%	0 / 0%	0 / 0%
-TC	\$317	0 / 0%	0 / 0%	0 / 0%	0 / 0%	0 / 0%	0 / 0%	0 / 0%
-I	0	0 / 0%	0 / 0%	0 / 0%	0 / 0%	0 / 0%	0 / 0%	0 / 0%
	<b>\$384,017</b>	<b>\$79,113 / 20.58%</b>	<b>0 / 0%</b>	<b>\$31,572 / 8.21%</b>	<b>\$40,439 / 10.52%</b>	<b>\$7,102 / 1.85%</b>	<b>0 / 0%</b>	<b>0 / 0%</b>

\*\*\* DOLLARS REPORTED BUT NOT SHOWN IN THESE COLUMNS. T=TREASURY, N=NON-TREASURY, S=SUBCONTRACTOR FUNDS & PROCUREMENT CARD HUB PURCHASES, TC=TERM CONTRACT, I= INTER GOVERNMENT



TEXAS HISTORICALLY UNDERUTILIZED BUSINESS (HUB) SEMI-ANNUAL REPORT RECEIVED FOR FISCAL YEAR 2023

SECTION VII - STATE AGENCY EXPENDITURE DATA

FUND TYPE	TOTAL EXPENDITURE	TOTAL SPENT WITH HUBS AMOUNT / %	BLACK AMOUNT / %	HISPANIC AMOUNT / %	WOMAN AMOUNT / %	ASIAN PACIFIC AMOUNT / %	NATIVE AMERICAN AMOUNT / %	SERVICE-DISABLED VETERAN AMOUNT / %
<b>301 - OFFICE OF THE GOVERNOR - Statewide Grand Total Expenditures</b>								
T	\$492,317	\$99,415 / 20.19%	0 / 0%	\$46,121 / 9.37%	\$42,594 / 8.65%	\$10,700 / 2.17%	0 / 0%	0 / 0%
N	0	0 / 0%	0 / 0%	0 / 0%	0 / 0%	0 / 0%	0 / 0%	0 / 0%
S	***	0 / 0%	0 / 0%	0 / 0%	0 / 0%	0 / 0%	0 / 0%	0 / 0%
-TC	\$3,400	\$1,340 / 39.41%	0 / 0%	0 / 0%	\$1,340 / 39.41%	0 / 0%	0 / 0%	0 / 0%
-I	0	0 / 0%	0 / 0%	0 / 0%	0 / 0%	0 / 0%	0 / 0%	0 / 0%
	<b>\$488,917</b>	<b>\$98,075 / 59.60%</b>	<b>0 / 0%</b>	<b>\$46,121 / 9.37%</b>	<b>\$41,254 / 48.06%</b>	<b>\$10,700 / 2.17%</b>	<b>0 / 0%</b>	<b>0 / 0%</b>

\*\*\* DOLLARS REPORTED BUT NOT SHOWN IN THESE COLUMNS. T=TREASURY, N=NON-TREASURY, S=SUBCONTRACTOR FUNDS & PROCUREMENT CARD HUB PURCHASES, TC=TERM CONTRACT, I= INTER GOVERNMENTAL



TEXAS HISTORICALLY UNDERUTILIZED BUSINESS (HUB) SEMI-ANNUAL REPORT RECEIVED FOR FISCAL YEAR 2023

SECTION VII - STATE AGENCY EXPENDITURE DATA

FUND TYPE	TOTAL EXPENDITURE	TOTAL SPENT WITH HUBS AMOUNT / %	BLACK AMOUNT / %	HISPANIC AMOUNT / %	WOMAN AMOUNT / %	ASIAN PACIFIC AMOUNT / %	NATIVE AMERICAN AMOUNT / %	SERVICE-DISABLED VETERAN AMOUNT / %
<b>302 - OFFICE OF THE ATTORNEY GENERAL - HEAVY CONSTRUCTION UNADJUSTED GOAL IS 11.2%</b>								
T	0	0 / 0%	0 / 0%	0 / 0%	0 / 0%	0 / 0%	0 / 0%	0 / 0%
N	0	0 / 0%	0 / 0%	0 / 0%	0 / 0%	0 / 0%	0 / 0%	0 / 0%
S	***	0 / 0%	0 / 0%	0 / 0%	0 / 0%	0 / 0%	0 / 0%	0 / 0%
-TC	0	0 / 0%	0 / 0%	0 / 0%	0 / 0%	0 / 0%	0 / 0%	0 / 0%
-I	0	0 / 0%	0 / 0%	0 / 0%	0 / 0%	0 / 0%	0 / 0%	0 / 0%
	<b>0</b>	<b>0 / 0%</b>	<b>0 / 0%</b>	<b>0 / 0%</b>	<b>0 / 0%</b>	<b>0 / 0%</b>	<b>0 / 0%</b>	<b>0 / 0%</b>
<b>302 - OFFICE OF THE ATTORNEY GENERAL - BUILDING CONSTRUCTION UNADJUSTED GOAL IS 21.1%</b>								
T	0	0 / 0%	0 / 0%	0 / 0%	0 / 0%	0 / 0%	0 / 0%	0 / 0%
N	0	0 / 0%	0 / 0%	0 / 0%	0 / 0%	0 / 0%	0 / 0%	0 / 0%
S	***	0 / 0%	0 / 0%	0 / 0%	0 / 0%	0 / 0%	0 / 0%	0 / 0%
-TC	0	0 / 0%	0 / 0%	0 / 0%	0 / 0%	0 / 0%	0 / 0%	0 / 0%
-I	0	0 / 0%	0 / 0%	0 / 0%	0 / 0%	0 / 0%	0 / 0%	0 / 0%
	<b>0</b>	<b>0 / 0%</b>	<b>0 / 0%</b>	<b>0 / 0%</b>	<b>0 / 0%</b>	<b>0 / 0%</b>	<b>0 / 0%</b>	<b>0 / 0%</b>
<b>302 - OFFICE OF THE ATTORNEY GENERAL - SPECIAL TRADE UNADJUSTED GOAL IS 32.9%</b>								
T	\$208,195	\$106,696 / 51.25%	0 / 0%	0 / 0%	\$106,696 / 51.25%	0 / 0%	0 / 0%	0 / 0%
N	0	0 / 0%	0 / 0%	0 / 0%	0 / 0%	0 / 0%	0 / 0%	0 / 0%
S	***	0 / 0%	0 / 0%	0 / 0%	0 / 0%	0 / 0%	0 / 0%	0 / 0%
-TC	0	0 / 0%	0 / 0%	0 / 0%	0 / 0%	0 / 0%	0 / 0%	0 / 0%
-I	0	0 / 0%	0 / 0%	0 / 0%	0 / 0%	0 / 0%	0 / 0%	0 / 0%
	<b>\$208,195</b>	<b>\$106,696 / 51.25%</b>	<b>0 / 0%</b>	<b>0 / 0%</b>	<b>\$106,696 / 51.25%</b>	<b>0 / 0%</b>	<b>0 / 0%</b>	<b>0 / 0%</b>

\*\*\* DOLLARS REPORTED BUT NOT SHOWN IN THESE COLUMNS. T=TREASURY, N=NON-TREASURY, S=SUBCONTRACTOR FUNDS & PROCUREMENT CARD HUB PURCHASES, TC=TERM CONTRACT, I= INTER GOVERNMENT





TEXAS HISTORICALLY UNDERUTILIZED BUSINESS (HUB) SEMI-ANNUAL REPORT RECEIVED FOR FISCAL YEAR 2023

SECTION VII - STATE AGENCY EXPENDITURE DATA

FUND TYPE	TOTAL EXPENDITURE	TOTAL SPENT WITH HUBS AMOUNT / %	BLACK AMOUNT / %	HISPANIC AMOUNT / %	WOMAN AMOUNT / %	ASIAN PACIFIC AMOUNT / %	NATIVE AMERICAN AMOUNT / %	SERVICE-DISABLED VETERAN AMOUNT / %
-----------	-------------------	----------------------------------	------------------	---------------------	------------------	--------------------------	----------------------------	-------------------------------------

302 - OFFICE OF THE ATTORNEY GENERAL - PROFESSIONAL SERVICES UNADJUSTED GOAL IS 23.7%

T	0	0 / 0%	0 / 0%	0 / 0%	0 / 0%	0 / 0%	0 / 0%	0 / 0%
N	0	0 / 0%	0 / 0%	0 / 0%	0 / 0%	0 / 0%	0 / 0%	0 / 0%
S	***	0 / 0%	0 / 0%	0 / 0%	0 / 0%	0 / 0%	0 / 0%	0 / 0%
-TC	0	0 / 0%	0 / 0%	0 / 0%	0 / 0%	0 / 0%	0 / 0%	0 / 0%
-I	0	0 / 0%	0 / 0%	0 / 0%	0 / 0%	0 / 0%	0 / 0%	0 / 0%
	<b>0</b>	<b>0 / 0%</b>	<b>0 / 0%</b>	<b>0 / 0%</b>	<b>0 / 0%</b>	<b>0 / 0%</b>	<b>0 / 0%</b>	<b>0 / 0%</b>

302 - OFFICE OF THE ATTORNEY GENERAL - OTHER SERVICES UNADJUSTED GOAL IS 26%

T	\$18,957,793	\$4,125,852 / 21.76%	\$301,662 / 1.59%	\$599,446 / 3.16%	\$1,390,895 / 7.34%	\$1,833,848 / 9.67%	0 / 0%	0 / 0%
N	0	0 / 0%	0 / 0%	0 / 0%	0 / 0%	0 / 0%	0 / 0%	0 / 0%
S	***	\$250,305 / 4.72%	\$8,317 / 0.16%	\$231,366 / 4.37%	\$10,621 / 0.20%	0 / 0%	0 / 0%	0 / 0%
-TC	\$3,422	0 / 0%	0 / 0%	0 / 0%	0 / 0%	0 / 0%	0 / 0%	0 / 0%
-I	\$531,035	0 / 0%	0 / 0%	0 / 0%	0 / 0%	0 / 0%	0 / 0%	0 / 0%
	<b>\$18,423,336</b>	<b>\$4,376,156 / 26.49%</b>	<b>\$309,980 / 1.75%</b>	<b>\$830,812 / 7.53%</b>	<b>\$1,401,516 / 7.54%</b>	<b>\$1,833,848 / 9.67%</b>	<b>0 / 0%</b>	<b>0 / 0%</b>

302 - OFFICE OF THE ATTORNEY GENERAL - COMMODITY PURCHASING UNADJUSTED GOAL IS 21.1%

T	\$16,103,516	\$12,647,278 / 78.54%	\$3,258,748 / 20.24%	\$187,031 / 1.16%	\$8,900,969 / 55.27%	\$300,530 / 1.87%	0 / 0%	0 / 0%
N	0	0 / 0%	0 / 0%	0 / 0%	0 / 0%	0 / 0%	0 / 0%	0 / 0%
S	***	0 / 0%	0 / 0%	0 / 0%	0 / 0%	0 / 0%	0 / 0%	0 / 0%
-TC	\$474,214	\$6,468 / 1.36%	0 / 0%	\$772 / 0.16%	\$5,696 / 1.20%	0 / 0%	0 / 0%	0 / 0%
-I	\$1,306	0 / 0%	0 / 0%	0 / 0%	0 / 0%	0 / 0%	0 / 0%	0 / 0%
	<b>\$15,627,996</b>	<b>\$12,640,810 / 79.90%</b>	<b>\$3,258,748 / 20.24%</b>	<b>\$186,259 / 1.32%</b>	<b>\$8,895,273 / 56.47%</b>	<b>\$300,530 / 1.87%</b>	<b>0 / 0%</b>	<b>0 / 0%</b>

\*\*\* DOLLARS REPORTED BUT NOT SHOWN IN THESE COLUMNS. T=TREASURY, N=NON-TREASURY, S=SUBCONTRACTOR FUNDS & PROCUREMENT CARD HUB PURCHASES, TC=TERM CONTRACT, I= INTER GOVERNMENTAL



TEXAS HISTORICALLY UNDERUTILIZED BUSINESS (HUB) SEMI-ANNUAL REPORT RECEIVED FOR FISCAL YEAR 2023

SECTION VII - STATE AGENCY EXPENDITURE DATA

FUND TYPE	TOTAL EXPENDITURE	TOTAL SPENT WITH HUBS AMOUNT / %	BLACK AMOUNT / %	HISPANIC AMOUNT / %	WOMAN AMOUNT / %	ASIAN PACIFIC AMOUNT / %	NATIVE AMERICAN AMOUNT / %	SERVICE-DISABLED VETERAN AMOUNT / %
<b>302 - OFFICE OF THE ATTORNEY GENERAL - Statewide Grand Total Expenditures</b>								
T	\$35,269,504	\$16,879,826 / 47.86%	\$3,560,410 / 10.09%	\$786,477 / 2.23%	\$10,398,560 / 29.48%	\$2,134,379 / 6.05%	0 / 0%	0 / 0%
N	0	0 / 0%	0 / 0%	0 / 0%	0 / 0%	0 / 0%	0 / 0%	0 / 0%
S	***	\$250,305 / 4.72%	\$8,317 / 0.16%	\$231,366 / 4.37%	\$10,621 / 0.20%	0 / 0%	0 / 0%	0 / 0%
-TC	\$477,636	\$6,468 / 1.35%	0 / 0%	\$772 / 0.16%	\$5,696 / 1.19%	0 / 0%	0 / 0%	0 / 0%
-I	\$532,341	0 / 0%	0 / 0%	0 / 0%	0 / 0%	0 / 0%	0 / 0%	0 / 0%
	<b>\$34,259,527</b>	<b>\$17,123,662 / 53.94%</b>	<b>\$3,568,727 / 10.25%</b>	<b>\$1,017,071 / 6.76%</b>	<b>\$10,403,485 / 30.88%</b>	<b>\$2,134,379 / 6.05%</b>	<b>0 / 0%</b>	<b>0 / 0%</b>

\*\*\* DOLLARS REPORTED BUT NOT SHOWN IN THESE COLUMNS. T=TREASURY, N=NON-TREASURY, S=SUBCONTRACTOR FUNDS & PROCUREMENT CARD HUB PURCHASES, TC=TERM CONTRACT, I= INTER GOVERNMENTAL



TEXAS HISTORICALLY UNDERUTILIZED BUSINESS (HUB) SEMI-ANNUAL REPORT RECEIVED FOR FISCAL YEAR 2023

SECTION VII - STATE AGENCY EXPENDITURE DATA

FUND TYPE	TOTAL EXPENDITURE	TOTAL SPENT WITH HUBS AMOUNT / %	BLACK AMOUNT / %	HISPANIC AMOUNT / %	WOMAN AMOUNT / %	ASIAN PACIFIC AMOUNT / %	NATIVE AMERICAN AMOUNT / %	SERVICE-DISABLED VETERAN AMOUNT / %
-----------	-------------------	----------------------------------	------------------	---------------------	------------------	--------------------------	----------------------------	-------------------------------------

303 - TEXAS FACILITIES COMMISSION - HEAVY CONSTRUCTION UNADJUSTED GOAL IS 11.2%

T	\$1,150	0 / 0%	0 / 0%	0 / 0%	0 / 0%	0 / 0%	0 / 0%	0 / 0%
N	0	0 / 0%	0 / 0%	0 / 0%	0 / 0%	0 / 0%	0 / 0%	0 / 0%
S	***	0 / 0%	0 / 0%	0 / 0%	0 / 0%	0 / 0%	0 / 0%	0 / 0%
-TC	0	0 / 0%	0 / 0%	0 / 0%	0 / 0%	0 / 0%	0 / 0%	0 / 0%
-I	0	0 / 0%	0 / 0%	0 / 0%	0 / 0%	0 / 0%	0 / 0%	0 / 0%
	<b>\$1,150</b>	<b>0 / 0%</b>	<b>0 / 0%</b>	<b>0 / 0%</b>	<b>0 / 0%</b>	<b>0 / 0%</b>	<b>0 / 0%</b>	<b>0 / 0%</b>

303 - TEXAS FACILITIES COMMISSION - BUILDING CONSTRUCTION UNADJUSTED GOAL IS 21.1%

T	\$114,675,032	\$3,656,493 / 3.19%	0 / 0%	\$1,093,808 / 0.95%	\$1,856,767 / 1.62%	0 / 0%	\$365,531 / 0.32%	\$340,386 / 0.30%
N	0	0 / 0%	0 / 0%	0 / 0%	0 / 0%	0 / 0%	0 / 0%	0 / 0%
S	***	\$9,991,708 / 8.73%	\$182,709 / 0.16%	\$6,747,160 / 5.90%	\$2,011,235 / 1.76%	\$906,790 / 0.79%	\$137,498 / 0.12%	\$6,315 / 0.01%
-TC	0	0 / 0%	0 / 0%	0 / 0%	0 / 0%	0 / 0%	0 / 0%	0 / 0%
-I	\$275,107	0 / 0%	0 / 0%	0 / 0%	0 / 0%	0 / 0%	0 / 0%	0 / 0%
	<b>\$114,399,925</b>	<b>\$13,648,201 / 11.92%</b>	<b>\$182,709 / 0.16%</b>	<b>\$7,840,968 / 6.85%</b>	<b>\$3,868,003 / 3.38%</b>	<b>\$906,790 / 0.79%</b>	<b>\$503,030 / 0.44%</b>	<b>\$346,701 / 0.30%</b>

303 - TEXAS FACILITIES COMMISSION - SPECIAL TRADE UNADJUSTED GOAL IS 32.9%

T	\$7,374,317	\$1,480,142 / 20.07%	\$44,106 / 0.60%	\$1,358,729 / 18.43%	\$27,938 / 0.38%	\$41,153 / 0.56%	0 / 0%	\$8,216 / 0.11%
N	0	0 / 0%	0 / 0%	0 / 0%	0 / 0%	0 / 0%	0 / 0%	0 / 0%
S	***	\$370,344 / 5.39%	\$1,599 / 0.02%	\$103,712 / 1.51%	\$265,034 / 3.86%	0 / 0%	0 / 0%	0 / 0%
-TC	\$832	0 / 0%	0 / 0%	0 / 0%	0 / 0%	0 / 0%	0 / 0%	0 / 0%
-I	0	0 / 0%	0 / 0%	0 / 0%	0 / 0%	0 / 0%	0 / 0%	0 / 0%
	<b>\$7,373,486</b>	<b>\$1,850,487 / 25.46%</b>	<b>\$45,705 / 0.62%</b>	<b>\$1,462,441 / 19.93%</b>	<b>\$292,972 / 4.24%</b>	<b>\$41,153 / 0.56%</b>	<b>0 / 0%</b>	<b>\$8,216 / 0.11%</b>

\*\*\* DOLLARS REPORTED BUT NOT SHOWN IN THESE COLUMNS. T=TREASURY, N=NON-TREASURY, S=SUBCONTRACTOR FUNDS & PROCUREMENT CARD HUB PURCHASES, TC=TERM CONTRACT, I= INTER GOVERNMENTAL



TEXAS HISTORICALLY UNDERUTILIZED BUSINESS (HUB) SEMI-ANNUAL REPORT RECEIVED FOR FISCAL YEAR 2023

SECTION VII - STATE AGENCY EXPENDITURE DATA

FUND TYPE	TOTAL EXPENDITURE	TOTAL SPENT WITH HUBS AMOUNT / %	BLACK AMOUNT / %	HISPANIC AMOUNT / %	WOMAN AMOUNT / %	ASIAN PACIFIC AMOUNT / %	NATIVE AMERICAN AMOUNT / %	SERVICE-DISABLED VETERAN AMOUNT / %
<b>303 - TEXAS FACILITIES COMMISSION - PROFESSIONAL SERVICES UNADJUSTED GOAL IS 23.7%</b>								
T	\$2,506,836	\$55,786 / 2.23%	\$3,530 / 0.14%	0 / 0%	\$52,256 / 2.08%	0 / 0%	0 / 0%	0 / 0%
N	0	0 / 0%	0 / 0%	0 / 0%	0 / 0%	0 / 0%	0 / 0%	0 / 0%
S	***	\$873,875 / 37.25%	0 / 0%	\$725,137 / 30.91%	\$148,738 / 6.34%	0 / 0%	0 / 0%	0 / 0%
-TC	0	0 / 0%	0 / 0%	0 / 0%	0 / 0%	0 / 0%	0 / 0%	0 / 0%
-I	\$89,849	0 / 0%	0 / 0%	0 / 0%	0 / 0%	0 / 0%	0 / 0%	0 / 0%
	<b>\$2,416,987</b>	<b>\$929,661 / 39.48%</b>	<b>\$3,530 / 0.14%</b>	<b>\$725,137 / 30.91%</b>	<b>\$200,994 / 8.43%</b>	<b>0 / 0%</b>	<b>0 / 0%</b>	<b>0 / 0%</b>
<b>303 - TEXAS FACILITIES COMMISSION - OTHER SERVICES UNADJUSTED GOAL IS 26%</b>								
T	\$12,750,847	\$432,102 / 3.39%	\$35,280 / 0.28%	\$208,244 / 1.63%	\$13,843 / 0.11%	\$174,670 / 1.37%	0 / 0%	\$65 / 0.00%
N	0	0 / 0%	0 / 0%	0 / 0%	0 / 0%	0 / 0%	0 / 0%	0 / 0%
S	***	\$392,646 / 5.66%	\$119,760 / 1.73%	\$188,314 / 2.71%	0 / 0%	\$84,572 / 1.22%	0 / 0%	0 / 0%
-TC	\$9,157	\$358 / 3.91%	0 / 0%	0 / 0%	\$358 / 3.91%	0 / 0%	0 / 0%	0 / 0%
-I	\$436,581	0 / 0%	0 / 0%	0 / 0%	0 / 0%	0 / 0%	0 / 0%	0 / 0%
	<b>\$12,305,109</b>	<b>\$824,390 / 12.96%</b>	<b>\$155,040 / 2.00%</b>	<b>\$396,558 / 4.35%</b>	<b>\$13,485 / 4.02%</b>	<b>\$259,242 / 2.59%</b>	<b>0 / 0%</b>	<b>\$65 / 0.00%</b>
<b>303 - TEXAS FACILITIES COMMISSION - COMMODITY PURCHASING UNADJUSTED GOAL IS 21.1%</b>								
T	\$5,151,657	\$1,080,167 / 20.97%	\$583,990 / 11.34%	\$58,490 / 1.14%	\$342,731 / 6.65%	\$33,241 / 0.65%	\$61,716 / 1.20%	0 / 0%
N	0	0 / 0%	0 / 0%	0 / 0%	0 / 0%	0 / 0%	0 / 0%	0 / 0%
S	***	\$89,648 / 5.12%	0 / 0%	\$2,167 / 0.12%	\$87,003 / 4.97%	\$478 / 0.03%	0 / 0%	0 / 0%
-TC	\$155,025	\$55,764 / 35.97%	0 / 0%	0 / 0%	\$55,764 / 35.97%	0 / 0%	0 / 0%	0 / 0%
-I	0	0 / 0%	0 / 0%	0 / 0%	0 / 0%	0 / 0%	0 / 0%	0 / 0%
	<b>\$4,996,632</b>	<b>\$1,114,050 / 62.06%</b>	<b>\$583,990 / 11.34%</b>	<b>\$60,657 / 1.26%</b>	<b>\$373,969 / 47.60%</b>	<b>\$33,719 / 0.67%</b>	<b>\$61,716 / 1.20%</b>	<b>0 / 0%</b>

\*\*\* DOLLARS REPORTED BUT NOT SHOWN IN THESE COLUMNS. T=TREASURY, N=NON-TREASURY, S=SUBCONTRACTOR FUNDS & PROCUREMENT CARD HUB PURCHASES, TC=TERM CONTRACT, I= INTER GOVERNMENTAL



TEXAS HISTORICALLY UNDERUTILIZED BUSINESS (HUB) SEMI-ANNUAL REPORT RECEIVED FOR FISCAL YEAR 2023

SECTION VII - STATE AGENCY EXPENDITURE DATA

FUND TYPE	TOTAL EXPENDITURE	TOTAL SPENT WITH HUBS AMOUNT / %	BLACK AMOUNT / %	HISPANIC AMOUNT / %	WOMAN AMOUNT / %	ASIAN PACIFIC AMOUNT / %	NATIVE AMERICAN AMOUNT / %	SERVICE-DISABLED VETERAN AMOUNT / %
<b>303 - TEXAS FACILITIES COMMISSION - Statewide Grand Total Expenditures</b>								
T	\$142,459,839	\$6,704,689 / 4.71%	\$666,906 / 0.47%	\$2,719,271 / 1.91%	\$2,293,535 / 1.61%	\$249,063 / 0.17%	\$427,247 / 0.30%	\$348,667 / 0.24%
N	0	0 / 0%	0 / 0%	0 / 0%	0 / 0%	0 / 0%	0 / 0%	0 / 0%
S	***	\$11,718,221 / 8.86%	\$304,068 / 0.23%	\$7,766,490 / 5.87%	\$2,512,010 / 1.90%	\$991,840 / 0.75%	\$137,498 / 0.10%	\$6,315 / 0.00%
-TC	\$165,014	\$56,123 / 34.01%	0 / 0%	0 / 0%	\$56,123 / 34.01%	0 / 0%	0 / 0%	0 / 0%
-I	\$801,537	0 / 0%	0 / 0%	0 / 0%	0 / 0%	0 / 0%	0 / 0%	0 / 0%
	<b>\$141,493,288</b>	<b>\$18,366,788 / 47.57%</b>	<b>\$970,974 / 0.70%</b>	<b>\$10,485,761 / 7.78%</b>	<b>\$4,749,422 / 37.52%</b>	<b>\$1,240,903 / 0.92%</b>	<b>\$564,745 / 0.40%</b>	<b>\$354,982 / 0.25%</b>

\*\*\* DOLLARS REPORTED BUT NOT SHOWN IN THESE COLUMNS. T=TREASURY, N=NON-TREASURY, S=SUBCONTRACTOR FUNDS & PROCUREMENT CARD HUB PURCHASES, TC=TERM CONTRACT, I= INTER GOVERNMENTAL



TEXAS HISTORICALLY UNDERUTILIZED BUSINESS (HUB) SEMI-ANNUAL REPORT RECEIVED FOR FISCAL YEAR 2023

SECTION VII - STATE AGENCY EXPENDITURE DATA

FUND TYPE	TOTAL EXPENDITURE	TOTAL SPENT WITH HUBS AMOUNT / %	BLACK AMOUNT / %	HISPANIC AMOUNT / %	WOMAN AMOUNT / %	ASIAN PACIFIC AMOUNT / %	NATIVE AMERICAN AMOUNT / %	SERVICE-DISABLED VETERAN AMOUNT / %
-----------	-------------------	----------------------------------	------------------	---------------------	------------------	--------------------------	----------------------------	-------------------------------------

304 - COMPTROLLER OF PUBLIC ACCOUNTS - HEAVY CONSTRUCTION UNADJUSTED GOAL IS 11.2%

T	0	0 / 0%	0 / 0%	0 / 0%	0 / 0%	0 / 0%	0 / 0%	0 / 0%
N	0	0 / 0%	0 / 0%	0 / 0%	0 / 0%	0 / 0%	0 / 0%	0 / 0%
S	***	0 / 0%	0 / 0%	0 / 0%	0 / 0%	0 / 0%	0 / 0%	0 / 0%
-TC	0	0 / 0%	0 / 0%	0 / 0%	0 / 0%	0 / 0%	0 / 0%	0 / 0%
-I	0	0 / 0%	0 / 0%	0 / 0%	0 / 0%	0 / 0%	0 / 0%	0 / 0%
	<b>0</b>	<b>0 / 0%</b>	<b>0 / 0%</b>	<b>0 / 0%</b>	<b>0 / 0%</b>	<b>0 / 0%</b>	<b>0 / 0%</b>	<b>0 / 0%</b>

304 - COMPTROLLER OF PUBLIC ACCOUNTS - BUILDING CONSTRUCTION UNADJUSTED GOAL IS 21.1%

T	0	0 / 0%	0 / 0%	0 / 0%	0 / 0%	0 / 0%	0 / 0%	0 / 0%
N	0	0 / 0%	0 / 0%	0 / 0%	0 / 0%	0 / 0%	0 / 0%	0 / 0%
S	***	0 / 0%	0 / 0%	0 / 0%	0 / 0%	0 / 0%	0 / 0%	0 / 0%
-TC	0	0 / 0%	0 / 0%	0 / 0%	0 / 0%	0 / 0%	0 / 0%	0 / 0%
-I	0	0 / 0%	0 / 0%	0 / 0%	0 / 0%	0 / 0%	0 / 0%	0 / 0%
	<b>0</b>	<b>0 / 0%</b>	<b>0 / 0%</b>	<b>0 / 0%</b>	<b>0 / 0%</b>	<b>0 / 0%</b>	<b>0 / 0%</b>	<b>0 / 0%</b>

304 - COMPTROLLER OF PUBLIC ACCOUNTS - SPECIAL TRADE UNADJUSTED GOAL IS 32.9%

T	\$178,226	\$35,919 / 20.15%	0 / 0%	0 / 0%	0 / 0%	\$2,025 / 1.14%	0 / 0%	\$33,894 / 19.02%
N	0	0 / 0%	0 / 0%	0 / 0%	0 / 0%	0 / 0%	0 / 0%	0 / 0%
S	***	0 / 0%	0 / 0%	0 / 0%	0 / 0%	0 / 0%	0 / 0%	0 / 0%
-TC	0	0 / 0%	0 / 0%	0 / 0%	0 / 0%	0 / 0%	0 / 0%	0 / 0%
-I	0	0 / 0%	0 / 0%	0 / 0%	0 / 0%	0 / 0%	0 / 0%	0 / 0%
	<b>\$178,226</b>	<b>\$35,919 / 20.15%</b>	<b>0 / 0%</b>	<b>0 / 0%</b>	<b>0 / 0%</b>	<b>\$2,025 / 1.14%</b>	<b>0 / 0%</b>	<b>\$33,894 / 19.02%</b>

\*\*\* DOLLARS REPORTED BUT NOT SHOWN IN THESE COLUMNS. T=TREASURY, N=NON-TREASURY, S=SUBCONTRACTOR FUNDS & PROCUREMENT CARD HUB PURCHASES, TC=TERM CONTRACT, I= INTER GOVERNMENT



TEXAS HISTORICALLY UNDERUTILIZED BUSINESS (HUB) SEMI-ANNUAL REPORT RECEIVED FOR FISCAL YEAR 2023

SECTION VII - STATE AGENCY EXPENDITURE DATA

FUND TYPE	TOTAL EXPENDITURE	TOTAL SPENT WITH HUBS AMOUNT / %	BLACK AMOUNT / %	HISPANIC AMOUNT / %	WOMAN AMOUNT / %	ASIAN PACIFIC AMOUNT / %	NATIVE AMERICAN AMOUNT / %	SERVICE-DISABLED VETERAN AMOUNT / %
-----------	-------------------	----------------------------------	------------------	---------------------	------------------	--------------------------	----------------------------	-------------------------------------

304 - COMPTROLLER OF PUBLIC ACCOUNTS - PROFESSIONAL SERVICES UNADJUSTED GOAL IS 23.7%

T	\$94,940	0 / 0%	0 / 0%	0 / 0%	0 / 0%	0 / 0%	0 / 0%	0 / 0%
N	0	0 / 0%	0 / 0%	0 / 0%	0 / 0%	0 / 0%	0 / 0%	0 / 0%
S	***	0 / 0%	0 / 0%	0 / 0%	0 / 0%	0 / 0%	0 / 0%	0 / 0%
-TC	0	0 / 0%	0 / 0%	0 / 0%	0 / 0%	0 / 0%	0 / 0%	0 / 0%
-I	0	0 / 0%	0 / 0%	0 / 0%	0 / 0%	0 / 0%	0 / 0%	0 / 0%
	<b>\$94,940</b>	<b>0 / 0%</b>	<b>0 / 0%</b>	<b>0 / 0%</b>	<b>0 / 0%</b>	<b>0 / 0%</b>	<b>0 / 0%</b>	<b>0 / 0%</b>

304 - COMPTROLLER OF PUBLIC ACCOUNTS - OTHER SERVICES UNADJUSTED GOAL IS 26%

T	\$48,244,108	\$18,605,662 / 38.57%	\$1,431,921 / 2.97%	\$1,888,484 / 3.91%	\$8,828,871 / 18.30%	\$6,433,306 / 13.33%	0 / 0%	\$23,079 / 0.05%
N	0	0 / 0%	0 / 0%	0 / 0%	0 / 0%	0 / 0%	0 / 0%	0 / 0%
S	***	\$147,188 / 0.43%	0 / 0%	\$56,518 / 0.16%	\$90,670 / 0.26%	0 / 0%	0 / 0%	0 / 0%
-TC	\$75,140	0 / 0%	0 / 0%	0 / 0%	0 / 0%	0 / 0%	0 / 0%	0 / 0%
-I	0	0 / 0%	0 / 0%	0 / 0%	0 / 0%	0 / 0%	0 / 0%	0 / 0%
	<b>\$48,168,968</b>	<b>\$18,752,849 / 38.99%</b>	<b>\$1,431,921 / 2.97%</b>	<b>\$1,945,002 / 4.08%</b>	<b>\$8,919,541 / 18.56%</b>	<b>\$6,433,306 / 13.33%</b>	<b>0 / 0%</b>	<b>\$23,079 / 0.05%</b>

304 - COMPTROLLER OF PUBLIC ACCOUNTS - COMMODITY PURCHASING UNADJUSTED GOAL IS 21.1%

T	\$10,062,341	\$1,258,008 / 12.50%	\$366,616 / 3.64%	\$325,237 / 3.23%	\$76,149 / 0.76%	\$463,787 / 4.61%	0 / 0%	\$26,221 / 0.26%
N	0	0 / 0%	0 / 0%	0 / 0%	0 / 0%	0 / 0%	0 / 0%	0 / 0%
S	***	0 / 0%	0 / 0%	0 / 0%	0 / 0%	0 / 0%	0 / 0%	0 / 0%
-TC	\$133,800	\$4,211 / 3.15%	0 / 0%	0 / 0%	\$4,211 / 3.15%	0 / 0%	0 / 0%	0 / 0%
-I	0	0 / 0%	0 / 0%	0 / 0%	0 / 0%	0 / 0%	0 / 0%	0 / 0%
	<b>\$9,928,542</b>	<b>\$1,253,797 / 15.65%</b>	<b>\$366,616 / 3.64%</b>	<b>\$325,237 / 3.23%</b>	<b>\$71,937 / 3.90%</b>	<b>\$463,787 / 4.61%</b>	<b>0 / 0%</b>	<b>\$26,221 / 0.26%</b>

\*\*\* DOLLARS REPORTED BUT NOT SHOWN IN THESE COLUMNS. T=TREASURY, N=NON-TREASURY, S=SUBCONTRACTOR FUNDS & PROCUREMENT CARD HUB PURCHASES, TC=TERM CONTRACT, I= INTER GOVERNMENT



TEXAS HISTORICALLY UNDERUTILIZED BUSINESS (HUB) SEMI-ANNUAL REPORT RECEIVED FOR FISCAL YEAR 2023

SECTION VII - STATE AGENCY EXPENDITURE DATA

FUND TYPE	TOTAL EXPENDITURE	TOTAL SPENT WITH HUBS AMOUNT / %	BLACK AMOUNT / %	HISPANIC AMOUNT / %	WOMAN AMOUNT / %	ASIAN PACIFIC AMOUNT / %	NATIVE AMERICAN AMOUNT / %	SERVICE-DISABLED VETERAN AMOUNT / %
<b>304 - COMPTROLLER OF PUBLIC ACCOUNTS - Statewide Grand Total Expenditures</b>								
T	\$58,579,616	\$19,899,588 / 33.97%	\$1,798,537 / 3.07%	\$2,213,721 / 3.78%	\$8,905,020 / 15.20%	\$6,899,117 / 11.78%	0 / 0%	\$83,194 / 0.14%
N	0	0 / 0%	0 / 0%	0 / 0%	0 / 0%	0 / 0%	0 / 0%	0 / 0%
S	***	\$147,188 / 0.40%	0 / 0%	\$56,518 / 0.15%	\$90,670 / 0.25%	0 / 0%	0 / 0%	0 / 0%
-TC	\$208,940	\$4,211 / 2.02%	0 / 0%	0 / 0%	\$4,211 / 2.02%	0 / 0%	0 / 0%	0 / 0%
-I	0	0 / 0%	0 / 0%	0 / 0%	0 / 0%	0 / 0%	0 / 0%	0 / 0%
	<b>\$58,370,676</b>	<b>\$20,042,565 / 36.39%</b>	<b>\$1,798,537 / 3.07%</b>	<b>\$2,270,239 / 3.93%</b>	<b>\$8,991,478 / 17.47%</b>	<b>\$6,899,117 / 11.78%</b>	<b>0 / 0%</b>	<b>\$83,194 / 0.14%</b>

\*\*\* DOLLARS REPORTED BUT NOT SHOWN IN THESE COLUMNS. T=TREASURY, N=NON-TREASURY, S=SUBCONTRACTOR FUNDS & PROCUREMENT CARD HUB PURCHASES, TC=TERM CONTRACT, I= INTER GOVERNMENTAL





TEXAS HISTORICALLY UNDERUTILIZED BUSINESS (HUB) SEMI-ANNUAL REPORT RECEIVED FOR FISCAL YEAR 2023

SECTION VII - STATE AGENCY EXPENDITURE DATA

FUND TYPE	TOTAL EXPENDITURE	TOTAL SPENT WITH HUBS AMOUNT / %	BLACK AMOUNT / %	HISPANIC AMOUNT / %	WOMAN AMOUNT / %	ASIAN PACIFIC AMOUNT / %	NATIVE AMERICAN AMOUNT / %	SERVICE-DISABLED VETERAN AMOUNT / %
-----------	-------------------	----------------------------------	------------------	---------------------	------------------	--------------------------	----------------------------	-------------------------------------

305 - GENERAL LAND OFFICE - HEAVY CONSTRUCTION UNADJUSTED GOAL IS 11.2%

T	\$15,355	0 / 0%	0 / 0%	0 / 0%	0 / 0%	0 / 0%	0 / 0%	0 / 0%
N	0	0 / 0%	0 / 0%	0 / 0%	0 / 0%	0 / 0%	0 / 0%	0 / 0%
S	***	0 / 0%	0 / 0%	0 / 0%	0 / 0%	0 / 0%	0 / 0%	0 / 0%
-TC	0	0 / 0%	0 / 0%	0 / 0%	0 / 0%	0 / 0%	0 / 0%	0 / 0%
-I	0	0 / 0%	0 / 0%	0 / 0%	0 / 0%	0 / 0%	0 / 0%	0 / 0%
	<b>\$15,355</b>	<b>0 / 0%</b>	<b>0 / 0%</b>	<b>0 / 0%</b>	<b>0 / 0%</b>	<b>0 / 0%</b>	<b>0 / 0%</b>	<b>0 / 0%</b>

305 - GENERAL LAND OFFICE - BUILDING CONSTRUCTION UNADJUSTED GOAL IS 21.1%

T	\$15,834,289	\$243,753 / 1.54%	0 / 0%	\$33,764 / 0.21%	\$209,989 / 1.33%	0 / 0%	0 / 0%	0 / 0%
N	0	0 / 0%	0 / 0%	0 / 0%	0 / 0%	0 / 0%	0 / 0%	0 / 0%
S	***	\$14,225 / 0.09%	0 / 0%	\$14,225 / 0.09%	0 / 0%	0 / 0%	0 / 0%	0 / 0%
-TC	0	0 / 0%	0 / 0%	0 / 0%	0 / 0%	0 / 0%	0 / 0%	0 / 0%
-I	0	0 / 0%	0 / 0%	0 / 0%	0 / 0%	0 / 0%	0 / 0%	0 / 0%
	<b>\$15,834,289</b>	<b>\$257,978 / 1.63%</b>	<b>0 / 0%</b>	<b>\$47,989 / 0.30%</b>	<b>\$209,989 / 1.33%</b>	<b>0 / 0%</b>	<b>0 / 0%</b>	<b>0 / 0%</b>

305 - GENERAL LAND OFFICE - SPECIAL TRADE UNADJUSTED GOAL IS 32.9%

T	\$2,233,694	\$665,089 / 29.78%	0 / 0%	\$489,401 / 21.91%	\$175,687 / 7.87%	0 / 0%	0 / 0%	0 / 0%
N	0	0 / 0%	0 / 0%	0 / 0%	0 / 0%	0 / 0%	0 / 0%	0 / 0%
S	***	\$291,300 / 22.74%	0 / 0%	\$291,300 / 22.74%	0 / 0%	0 / 0%	0 / 0%	0 / 0%
-TC	0	0 / 0%	0 / 0%	0 / 0%	0 / 0%	0 / 0%	0 / 0%	0 / 0%
-I	0	0 / 0%	0 / 0%	0 / 0%	0 / 0%	0 / 0%	0 / 0%	0 / 0%
	<b>\$2,233,694</b>	<b>\$956,389 / 52.52%</b>	<b>0 / 0%</b>	<b>\$780,701 / 44.65%</b>	<b>\$175,687 / 7.87%</b>	<b>0 / 0%</b>	<b>0 / 0%</b>	<b>0 / 0%</b>

\*\*\* DOLLARS REPORTED BUT NOT SHOWN IN THESE COLUMNS. T=TREASURY, N=NON-TREASURY, S=SUBCONTRACTOR FUNDS & PROCUREMENT CARD HUB PURCHASES, TC=TERM CONTRACT, I= INTER GOVERNMENT



TEXAS HISTORICALLY UNDERUTILIZED BUSINESS (HUB) SEMI-ANNUAL REPORT RECEIVED FOR FISCAL YEAR 2023

SECTION VII - STATE AGENCY EXPENDITURE DATA

FUND TYPE	TOTAL EXPENDITURE	TOTAL SPENT WITH HUBS AMOUNT / %	BLACK AMOUNT / %	HISPANIC AMOUNT / %	WOMAN AMOUNT / %	ASIAN PACIFIC AMOUNT / %	NATIVE AMERICAN AMOUNT / %	SERVICE-DISABLED VETERAN AMOUNT / %
<b>305 - GENERAL LAND OFFICE - PROFESSIONAL SERVICES UNADJUSTED GOAL IS 23.7%</b>								
T	\$16,483,809	\$189,226 / 1.15%	0 / 0%	\$19,243 / 0.12%	\$169,983 / 1.03%	0 / 0%	0 / 0%	0 / 0%
N	0	0 / 0%	0 / 0%	0 / 0%	0 / 0%	0 / 0%	0 / 0%	0 / 0%
S	***	\$1,518,945 / 9.90%	0 / 0%	\$340,341 / 2.22%	\$970,711 / 6.33%	\$207,892 / 1.36%	0 / 0%	0 / 0%
-TC	0	0 / 0%	0 / 0%	0 / 0%	0 / 0%	0 / 0%	0 / 0%	0 / 0%
-I	0	0 / 0%	0 / 0%	0 / 0%	0 / 0%	0 / 0%	0 / 0%	0 / 0%
	<b>\$16,483,809</b>	<b>\$1,708,170 / 11.05%</b>	<b>0 / 0%</b>	<b>\$359,584 / 2.34%</b>	<b>\$1,140,694 / 7.36%</b>	<b>\$207,892 / 1.36%</b>	<b>0 / 0%</b>	<b>0 / 0%</b>

<b>305 - GENERAL LAND OFFICE - OTHER SERVICES UNADJUSTED GOAL IS 26%</b>								
T	\$389,651,590	\$102,285,000 / 26.25%	\$111,431 / 0.03%	\$440,847 / 0.11%	\$100,329,626 / 25.75%	\$1,403,096 / 0.36%	0 / 0%	0 / 0%
N	0	0 / 0%	0 / 0%	0 / 0%	0 / 0%	0 / 0%	0 / 0%	0 / 0%
S	***	\$24,858,123 / 6.63%	\$888,354 / 0.24%	\$6,270,310 / 1.67%	\$17,588,193 / 4.69%	0 / 0%	0 / 0%	\$111,266 / 0.03%
-TC	\$34,839	0 / 0%	0 / 0%	0 / 0%	0 / 0%	0 / 0%	0 / 0%	0 / 0%
-I	\$3,883,843	0 / 0%	0 / 0%	0 / 0%	0 / 0%	0 / 0%	0 / 0%	0 / 0%
	<b>\$385,732,908</b>	<b>\$127,143,123 / 32.88%</b>	<b>\$999,785 / 0.27%</b>	<b>\$6,711,156 / 1.79%</b>	<b>\$117,917,820 / 30.44%</b>	<b>\$1,403,096 / 0.36%</b>	<b>0 / 0%</b>	<b>\$111,266 / 0.03%</b>

<b>305 - GENERAL LAND OFFICE - COMMODITY PURCHASING UNADJUSTED GOAL IS 21.1%</b>								
T	\$55,745,400	\$787,098 / 1.41%	\$17,209 / 0.03%	\$124,597 / 0.22%	\$479,607 / 0.86%	\$163,175 / 0.29%	0 / 0%	\$2,510 / 0.00%
N	0	0 / 0%	0 / 0%	0 / 0%	0 / 0%	0 / 0%	0 / 0%	0 / 0%
S	***	0 / 0%	0 / 0%	0 / 0%	0 / 0%	0 / 0%	0 / 0%	0 / 0%
-TC	\$547,882	0 / 0%	0 / 0%	0 / 0%	0 / 0%	0 / 0%	0 / 0%	0 / 0%
-I	\$50,956	0 / 0%	0 / 0%	0 / 0%	0 / 0%	0 / 0%	0 / 0%	0 / 0%
	<b>\$55,146,561</b>	<b>\$787,098 / 1.41%</b>	<b>\$17,209 / 0.03%</b>	<b>\$124,597 / 0.22%</b>	<b>\$479,607 / 0.86%</b>	<b>\$163,175 / 0.29%</b>	<b>0 / 0%</b>	<b>\$2,510 / 0.00%</b>

\*\*\* DOLLARS REPORTED BUT NOT SHOWN IN THESE COLUMNS. T=TREASURY, N=NON-TREASURY, S=SUBCONTRACTOR FUNDS & PROCUREMENT CARD HUB PURCHASES, TC=TERM CONTRACT, I= INTER GOVERNMENTAL



TEXAS HISTORICALLY UNDERUTILIZED BUSINESS (HUB) SEMI-ANNUAL REPORT RECEIVED FOR FISCAL YEAR 2023

SECTION VII - STATE AGENCY EXPENDITURE DATA

FUND TYPE	TOTAL EXPENDITURE	TOTAL SPENT WITH HUBS AMOUNT / %	BLACK AMOUNT / %	HISPANIC AMOUNT / %	WOMAN AMOUNT / %	ASIAN PACIFIC AMOUNT / %	NATIVE AMERICAN AMOUNT / %	SERVICE-DISABLED VETERAN AMOUNT / %
<b>305 - GENERAL LAND OFFICE - Statewide Grand Total Expenditures</b>								
T	\$479,964,137	\$104,170,166 / 21.70%	\$128,640 / 0.03%	\$1,107,853 / 0.23%	\$101,364,892 / 21.12%	\$1,566,271 / 0.33%	0 / 0%	\$2,510 / 0.00%
N	0	0 / 0%	0 / 0%	0 / 0%	0 / 0%	0 / 0%	0 / 0%	0 / 0%
S	***	\$26,682,592 / 6.55%	\$888,354 / 0.22%	\$6,916,176 / 1.70%	\$18,558,905 / 4.56%	\$207,892 / 0.05%	0 / 0%	\$111,266 / 0.03%
-TC	\$582,721	0 / 0%	0 / 0%	0 / 0%	0 / 0%	0 / 0%	0 / 0%	0 / 0%
-I	\$3,934,799	0 / 0%	0 / 0%	0 / 0%	0 / 0%	0 / 0%	0 / 0%	0 / 0%
	<b>\$475,446,617</b>	<b>\$130,852,758 / 28.26%</b>	<b>\$1,016,994 / 0.25%</b>	<b>\$8,024,028 / 1.93%</b>	<b>\$119,923,797 / 25.68%</b>	<b>\$1,774,163 / 0.38%</b>	<b>0 / 0%</b>	<b>\$113,776 / 0.03%</b>

\*\*\* DOLLARS REPORTED BUT NOT SHOWN IN THESE COLUMNS. T=TREASURY, N=NON-TREASURY, S=SUBCONTRACTOR FUNDS & PROCUREMENT CARD HUB PURCHASES, TC=TERM CONTRACT, I= INTER GOVERNMENTAL



TEXAS HISTORICALLY UNDERUTILIZED BUSINESS (HUB) SEMI-ANNUAL REPORT RECEIVED FOR FISCAL YEAR 2023

SECTION VII - STATE AGENCY EXPENDITURE DATA

FUND TYPE	TOTAL EXPENDITURE	TOTAL SPENT WITH HUBS AMOUNT / %	BLACK AMOUNT / %	HISPANIC AMOUNT / %	WOMAN AMOUNT / %	ASIAN PACIFIC AMOUNT / %	NATIVE AMERICAN AMOUNT / %	SERVICE-DISABLED VETERAN AMOUNT / %
-----------	-------------------	----------------------------------	------------------	---------------------	------------------	--------------------------	----------------------------	-------------------------------------

306 - TEXAS STATE LIBRARY & ARCHIVES COMM - HEAVY CONSTRUCTION UNADJUSTED GOAL IS 11.2%

T	0	0 / 0%	0 / 0%	0 / 0%	0 / 0%	0 / 0%	0 / 0%	0 / 0%
N	0	0 / 0%	0 / 0%	0 / 0%	0 / 0%	0 / 0%	0 / 0%	0 / 0%
S	***	0 / 0%	0 / 0%	0 / 0%	0 / 0%	0 / 0%	0 / 0%	0 / 0%
-TC	0	0 / 0%	0 / 0%	0 / 0%	0 / 0%	0 / 0%	0 / 0%	0 / 0%
-I	0	0 / 0%	0 / 0%	0 / 0%	0 / 0%	0 / 0%	0 / 0%	0 / 0%
	<b>0</b>	<b>0 / 0%</b>	<b>0 / 0%</b>	<b>0 / 0%</b>	<b>0 / 0%</b>	<b>0 / 0%</b>	<b>0 / 0%</b>	<b>0 / 0%</b>

306 - TEXAS STATE LIBRARY & ARCHIVES COMM - BUILDING CONSTRUCTION UNADJUSTED GOAL IS 21.1%

T	0	0 / 0%	0 / 0%	0 / 0%	0 / 0%	0 / 0%	0 / 0%	0 / 0%
N	0	0 / 0%	0 / 0%	0 / 0%	0 / 0%	0 / 0%	0 / 0%	0 / 0%
S	***	0 / 0%	0 / 0%	0 / 0%	0 / 0%	0 / 0%	0 / 0%	0 / 0%
-TC	0	0 / 0%	0 / 0%	0 / 0%	0 / 0%	0 / 0%	0 / 0%	0 / 0%
-I	0	0 / 0%	0 / 0%	0 / 0%	0 / 0%	0 / 0%	0 / 0%	0 / 0%
	<b>0</b>	<b>0 / 0%</b>	<b>0 / 0%</b>	<b>0 / 0%</b>	<b>0 / 0%</b>	<b>0 / 0%</b>	<b>0 / 0%</b>	<b>0 / 0%</b>

306 - TEXAS STATE LIBRARY & ARCHIVES COMM - SPECIAL TRADE UNADJUSTED GOAL IS 32.9%

T	\$67,944	\$9,786 / 14.40%	0 / 0%	0 / 0%	\$9,786 / 14.40%	0 / 0%	0 / 0%	0 / 0%
N	0	0 / 0%	0 / 0%	0 / 0%	0 / 0%	0 / 0%	0 / 0%	0 / 0%
S	***	0 / 0%	0 / 0%	0 / 0%	0 / 0%	0 / 0%	0 / 0%	0 / 0%
-TC	0	0 / 0%	0 / 0%	0 / 0%	0 / 0%	0 / 0%	0 / 0%	0 / 0%
-I	0	0 / 0%	0 / 0%	0 / 0%	0 / 0%	0 / 0%	0 / 0%	0 / 0%
	<b>\$67,944</b>	<b>\$9,786 / 14.40%</b>	<b>0 / 0%</b>	<b>0 / 0%</b>	<b>\$9,786 / 14.40%</b>	<b>0 / 0%</b>	<b>0 / 0%</b>	<b>0 / 0%</b>

\*\*\* DOLLARS REPORTED BUT NOT SHOWN IN THESE COLUMNS. T=TREASURY, N=NON-TREASURY, S=SUBCONTRACTOR FUNDS & PROCUREMENT CARD HUB PURCHASES, TC=TERM CONTRACT, I= INTER GOVERNMENT



TEXAS HISTORICALLY UNDERUTILIZED BUSINESS (HUB) SEMI-ANNUAL REPORT RECEIVED FOR FISCAL YEAR 2023

SECTION VII - STATE AGENCY EXPENDITURE DATA

FUND TYPE	TOTAL EXPENDITURE	TOTAL SPENT WITH HUBS AMOUNT / %	BLACK AMOUNT / %	HISPANIC AMOUNT / %	WOMAN AMOUNT / %	ASIAN PACIFIC AMOUNT / %	NATIVE AMERICAN AMOUNT / %	SERVICE-DISABLED VETERAN AMOUNT / %
<b>306 - TEXAS STATE LIBRARY &amp; ARCHIVES COMM - PROFESSIONAL SERVICES UNADJUSTED GOAL IS 23.7%</b>								
T	\$9,380	0 / 0%	0 / 0%	0 / 0%	0 / 0%	0 / 0%	0 / 0%	0 / 0%
N	0	0 / 0%	0 / 0%	0 / 0%	0 / 0%	0 / 0%	0 / 0%	0 / 0%
S	***	0 / 0%	0 / 0%	0 / 0%	0 / 0%	0 / 0%	0 / 0%	0 / 0%
-TC	0	0 / 0%	0 / 0%	0 / 0%	0 / 0%	0 / 0%	0 / 0%	0 / 0%
-I	0	0 / 0%	0 / 0%	0 / 0%	0 / 0%	0 / 0%	0 / 0%	0 / 0%
	<b>\$9,380</b>	<b>0 / 0%</b>	<b>0 / 0%</b>	<b>0 / 0%</b>	<b>0 / 0%</b>	<b>0 / 0%</b>	<b>0 / 0%</b>	<b>0 / 0%</b>
<b>306 - TEXAS STATE LIBRARY &amp; ARCHIVES COMM - OTHER SERVICES UNADJUSTED GOAL IS 26%</b>								
T	\$14,347,589	\$86,349 / 0.60%	0 / 0%	\$1,667 / 0.01%	\$57,330 / 0.40%	\$27,352 / 0.19%	0 / 0%	0 / 0%
N	0	0 / 0%	0 / 0%	0 / 0%	0 / 0%	0 / 0%	0 / 0%	0 / 0%
S	***	0 / 0%	0 / 0%	0 / 0%	0 / 0%	0 / 0%	0 / 0%	0 / 0%
-TC	\$626	0 / 0%	0 / 0%	0 / 0%	0 / 0%	0 / 0%	0 / 0%	0 / 0%
-I	\$252,166	0 / 0%	0 / 0%	0 / 0%	0 / 0%	0 / 0%	0 / 0%	0 / 0%
	<b>\$14,094,798</b>	<b>\$86,349 / 0.60%</b>	<b>0 / 0%</b>	<b>\$1,667 / 0.01%</b>	<b>\$57,330 / 0.40%</b>	<b>\$27,352 / 0.19%</b>	<b>0 / 0%</b>	<b>0 / 0%</b>
<b>306 - TEXAS STATE LIBRARY &amp; ARCHIVES COMM - COMMODITY PURCHASING UNADJUSTED GOAL IS 21.1%</b>								
T	\$858,925	\$246,327 / 28.68%	\$100 / 0.01%	\$97,910 / 11.40%	\$110,259 / 12.84%	\$38,059 / 4.43%	0 / 0%	0 / 0%
N	0	0 / 0%	0 / 0%	0 / 0%	0 / 0%	0 / 0%	0 / 0%	0 / 0%
S	***	0 / 0%	0 / 0%	0 / 0%	0 / 0%	0 / 0%	0 / 0%	0 / 0%
-TC	\$167,696	\$656 / 0.39%	0 / 0%	0 / 0%	\$656 / 0.39%	0 / 0%	0 / 0%	0 / 0%
-I	0	0 / 0%	0 / 0%	0 / 0%	0 / 0%	0 / 0%	0 / 0%	0 / 0%
	<b>\$691,228</b>	<b>\$245,672 / 29.07%</b>	<b>\$100 / 0.01%</b>	<b>\$97,910 / 11.40%</b>	<b>\$109,603 / 13.23%</b>	<b>\$38,059 / 4.43%</b>	<b>0 / 0%</b>	<b>0 / 0%</b>

\*\*\* DOLLARS REPORTED BUT NOT SHOWN IN THESE COLUMNS. T=TREASURY, N=NON-TREASURY, S=SUBCONTRACTOR FUNDS & PROCUREMENT CARD HUB PURCHASES, TC=TERM CONTRACT, I= INTER GOVERNMENTAL



TEXAS HISTORICALLY UNDERUTILIZED BUSINESS (HUB) SEMI-ANNUAL REPORT RECEIVED FOR FISCAL YEAR 2023

SECTION VII - STATE AGENCY EXPENDITURE DATA

FUND TYPE	TOTAL EXPENDITURE	TOTAL SPENT WITH HUBS AMOUNT / %	BLACK AMOUNT / %	HISPANIC AMOUNT / %	WOMAN AMOUNT / %	ASIAN PACIFIC AMOUNT / %	NATIVE AMERICAN AMOUNT / %	SERVICE-DISABLED VETERAN AMOUNT / %
<b>306 - TEXAS STATE LIBRARY &amp; ARCHIVES COMM - Statewide Grand Total Expenditures</b>								
T	\$15,283,838	\$342,462 / 2.24%	\$100 / 0.00%	\$99,577 / 0.65%	\$177,374 / 1.16%	\$65,411 / 0.43%	0 / 0%	0 / 0%
N	0	0 / 0%	0 / 0%	0 / 0%	0 / 0%	0 / 0%	0 / 0%	0 / 0%
S	***	0 / 0%	0 / 0%	0 / 0%	0 / 0%	0 / 0%	0 / 0%	0 / 0%
-TC	\$168,322	\$656 / 0.39%	0 / 0%	0 / 0%	\$656 / 0.39%	0 / 0%	0 / 0%	0 / 0%
-I	\$252,166	0 / 0%	0 / 0%	0 / 0%	0 / 0%	0 / 0%	0 / 0%	0 / 0%
	<b>\$14,863,350</b>	<b>\$341,806 / 2.63%</b>	<b>\$100 / 0.00%</b>	<b>\$99,577 / 0.65%</b>	<b>\$176,719 / 1.55%</b>	<b>\$65,411 / 0.43%</b>	<b>0 / 0%</b>	<b>0 / 0%</b>

\*\*\* DOLLARS REPORTED BUT NOT SHOWN IN THESE COLUMNS. T=TREASURY, N=NON-TREASURY, S=SUBCONTRACTOR FUNDS & PROCUREMENT CARD HUB PURCHASES, TC=TERM CONTRACT, I= INTER GOVERNMENTAL



TEXAS HISTORICALLY UNDERUTILIZED BUSINESS (HUB) SEMI-ANNUAL REPORT RECEIVED FOR FISCAL YEAR 2023

SECTION VII - STATE AGENCY EXPENDITURE DATA

FUND TYPE	TOTAL EXPENDITURE	TOTAL SPENT WITH HUBS AMOUNT / %	BLACK AMOUNT / %	HISPANIC AMOUNT / %	WOMAN AMOUNT / %	ASIAN PACIFIC AMOUNT / %	NATIVE AMERICAN AMOUNT / %	SERVICE-DISABLED VETERAN AMOUNT / %
-----------	-------------------	----------------------------------	------------------	---------------------	------------------	--------------------------	----------------------------	-------------------------------------

307 - SECRETARY OF STATE - HEAVY CONSTRUCTION UNADJUSTED GOAL IS 11.2%

T	0	0 / 0%	0 / 0%	0 / 0%	0 / 0%	0 / 0%	0 / 0%	0 / 0%
N	0	0 / 0%	0 / 0%	0 / 0%	0 / 0%	0 / 0%	0 / 0%	0 / 0%
S	***	0 / 0%	0 / 0%	0 / 0%	0 / 0%	0 / 0%	0 / 0%	0 / 0%
-TC	0	0 / 0%	0 / 0%	0 / 0%	0 / 0%	0 / 0%	0 / 0%	0 / 0%
-I	0	0 / 0%	0 / 0%	0 / 0%	0 / 0%	0 / 0%	0 / 0%	0 / 0%
	<b>0</b>	<b>0 / 0%</b>	<b>0 / 0%</b>	<b>0 / 0%</b>	<b>0 / 0%</b>	<b>0 / 0%</b>	<b>0 / 0%</b>	<b>0 / 0%</b>

307 - SECRETARY OF STATE - BUILDING CONSTRUCTION UNADJUSTED GOAL IS 21.1%

T	0	0 / 0%	0 / 0%	0 / 0%	0 / 0%	0 / 0%	0 / 0%	0 / 0%
N	0	0 / 0%	0 / 0%	0 / 0%	0 / 0%	0 / 0%	0 / 0%	0 / 0%
S	***	0 / 0%	0 / 0%	0 / 0%	0 / 0%	0 / 0%	0 / 0%	0 / 0%
-TC	0	0 / 0%	0 / 0%	0 / 0%	0 / 0%	0 / 0%	0 / 0%	0 / 0%
-I	0	0 / 0%	0 / 0%	0 / 0%	0 / 0%	0 / 0%	0 / 0%	0 / 0%
	<b>0</b>	<b>0 / 0%</b>	<b>0 / 0%</b>	<b>0 / 0%</b>	<b>0 / 0%</b>	<b>0 / 0%</b>	<b>0 / 0%</b>	<b>0 / 0%</b>

307 - SECRETARY OF STATE - SPECIAL TRADE UNADJUSTED GOAL IS 32.9%

T	0	0 / 0%	0 / 0%	0 / 0%	0 / 0%	0 / 0%	0 / 0%	0 / 0%
N	0	0 / 0%	0 / 0%	0 / 0%	0 / 0%	0 / 0%	0 / 0%	0 / 0%
S	***	0 / 0%	0 / 0%	0 / 0%	0 / 0%	0 / 0%	0 / 0%	0 / 0%
-TC	0	0 / 0%	0 / 0%	0 / 0%	0 / 0%	0 / 0%	0 / 0%	0 / 0%
-I	0	0 / 0%	0 / 0%	0 / 0%	0 / 0%	0 / 0%	0 / 0%	0 / 0%
	<b>0</b>	<b>0 / 0%</b>	<b>0 / 0%</b>	<b>0 / 0%</b>	<b>0 / 0%</b>	<b>0 / 0%</b>	<b>0 / 0%</b>	<b>0 / 0%</b>

\*\*\* DOLLARS REPORTED BUT NOT SHOWN IN THESE COLUMNS. T=TREASURY, N=NON-TREASURY, S=SUBCONTRACTOR FUNDS & PROCUREMENT CARD HUB PURCHASES, TC=TERM CONTRACT, I= INTER GOVERNMENTAL



TEXAS HISTORICALLY UNDERUTILIZED BUSINESS (HUB) SEMI-ANNUAL REPORT RECEIVED FOR FISCAL YEAR 2023

SECTION VII - STATE AGENCY EXPENDITURE DATA

FUND TYPE	TOTAL EXPENDITURE	TOTAL SPENT WITH HUBS AMOUNT / %	BLACK AMOUNT / %	HISPANIC AMOUNT / %	WOMAN AMOUNT / %	ASIAN PACIFIC AMOUNT / %	NATIVE AMERICAN AMOUNT / %	SERVICE-DISABLED VETERAN AMOUNT / %
<b>307 - SECRETARY OF STATE - PROFESSIONAL SERVICES UNADJUSTED GOAL IS 23.7%</b>								
T	0	0 / 0%	0 / 0%	0 / 0%	0 / 0%	0 / 0%	0 / 0%	0 / 0%
N	0	0 / 0%	0 / 0%	0 / 0%	0 / 0%	0 / 0%	0 / 0%	0 / 0%
S	***	0 / 0%	0 / 0%	0 / 0%	0 / 0%	0 / 0%	0 / 0%	0 / 0%
-TC	0	0 / 0%	0 / 0%	0 / 0%	0 / 0%	0 / 0%	0 / 0%	0 / 0%
-I	0	0 / 0%	0 / 0%	0 / 0%	0 / 0%	0 / 0%	0 / 0%	0 / 0%
	<b>0</b>	<b>0 / 0%</b>	<b>0 / 0%</b>	<b>0 / 0%</b>	<b>0 / 0%</b>	<b>0 / 0%</b>	<b>0 / 0%</b>	<b>0 / 0%</b>

<b>307 - SECRETARY OF STATE - OTHER SERVICES UNADJUSTED GOAL IS 26%</b>								
T	\$4,890,569	\$2,905,006 / 59.40%	\$9,819 / 0.20%	\$2,213,654 / 45.26%	\$408,540 / 8.35%	\$272,993 / 5.58%	0 / 0%	0 / 0%
N	0	0 / 0%	0 / 0%	0 / 0%	0 / 0%	0 / 0%	0 / 0%	0 / 0%
S	***	0 / 0%	0 / 0%	0 / 0%	0 / 0%	0 / 0%	0 / 0%	0 / 0%
-TC	\$16,091	\$854 / 5.31%	0 / 0%	0 / 0%	\$854 / 5.31%	0 / 0%	0 / 0%	0 / 0%
-I	0	0 / 0%	0 / 0%	0 / 0%	0 / 0%	0 / 0%	0 / 0%	0 / 0%
	<b>\$4,874,478</b>	<b>\$2,904,152 / 64.71%</b>	<b>\$9,819 / 0.20%</b>	<b>\$2,213,654 / 45.26%</b>	<b>\$407,685 / 13.66%</b>	<b>\$272,993 / 5.58%</b>	<b>0 / 0%</b>	<b>0 / 0%</b>

<b>307 - SECRETARY OF STATE - COMMODITY PURCHASING UNADJUSTED GOAL IS 21.1%</b>								
T	\$234,978	\$70,452 / 29.98%	0 / 0%	\$45,982 / 19.57%	\$18,565 / 7.90%	\$5,905 / 2.51%	0 / 0%	0 / 0%
N	0	0 / 0%	0 / 0%	0 / 0%	0 / 0%	0 / 0%	0 / 0%	0 / 0%
S	***	0 / 0%	0 / 0%	0 / 0%	0 / 0%	0 / 0%	0 / 0%	0 / 0%
-TC	\$52,528	\$500 / 0.95%	0 / 0%	0 / 0%	\$500 / 0.95%	0 / 0%	0 / 0%	0 / 0%
-I	0	0 / 0%	0 / 0%	0 / 0%	0 / 0%	0 / 0%	0 / 0%	0 / 0%
	<b>\$182,451</b>	<b>\$69,952 / 30.94%</b>	<b>0 / 0%</b>	<b>\$45,982 / 19.57%</b>	<b>\$18,065 / 8.85%</b>	<b>\$5,905 / 2.51%</b>	<b>0 / 0%</b>	<b>0 / 0%</b>

\*\*\* DOLLARS REPORTED BUT NOT SHOWN IN THESE COLUMNS. T=TREASURY, N=NON-TREASURY, S=SUBCONTRACTOR FUNDS & PROCUREMENT CARD HUB PURCHASES, TC=TERM CONTRACT, I= INTER GOVERNMENTAL





TEXAS HISTORICALLY UNDERUTILIZED BUSINESS (HUB) SEMI-ANNUAL REPORT RECEIVED FOR FISCAL YEAR 2023

SECTION VII - STATE AGENCY EXPENDITURE DATA

FUND TYPE	TOTAL EXPENDITURE	TOTAL SPENT WITH HUBS AMOUNT / %	BLACK AMOUNT / %	HISPANIC AMOUNT / %	WOMAN AMOUNT / %	ASIAN PACIFIC AMOUNT / %	NATIVE AMERICAN AMOUNT / %	SERVICE-DISABLED VETERAN AMOUNT / %
<b>307 - SECRETARY OF STATE - Statewide Grand Total Expenditures</b>								
T	\$5,125,547	\$2,975,458 / 58.05%	\$9,819 / 0.19%	\$2,259,636 / 44.09%	\$427,105 / 8.33%	\$278,899 / 5.44%	0 / 0%	0 / 0%
N	0	0 / 0%	0 / 0%	0 / 0%	0 / 0%	0 / 0%	0 / 0%	0 / 0%
S	***	0 / 0%	0 / 0%	0 / 0%	0 / 0%	0 / 0%	0 / 0%	0 / 0%
-TC	\$68,619	\$1,355 / 1.97%	0 / 0%	0 / 0%	\$1,355 / 1.97%	0 / 0%	0 / 0%	0 / 0%
-I	0	0 / 0%	0 / 0%	0 / 0%	0 / 0%	0 / 0%	0 / 0%	0 / 0%
	<b>\$5,056,929</b>	<b>\$2,974,104 / 60.03%</b>	<b>\$9,819 / 0.19%</b>	<b>\$2,259,636 / 44.09%</b>	<b>\$425,750 / 10.31%</b>	<b>\$278,899 / 5.44%</b>	<b>0 / 0%</b>	<b>0 / 0%</b>

\*\*\* DOLLARS REPORTED BUT NOT SHOWN IN THESE COLUMNS. T=TREASURY, N=NON-TREASURY, S=SUBCONTRACTOR FUNDS & PROCUREMENT CARD HUB PURCHASES, TC=TERM CONTRACT, I= INTER GOVERNMENTAL



TEXAS HISTORICALLY UNDERUTILIZED BUSINESS (HUB) SEMI-ANNUAL REPORT RECEIVED FOR FISCAL YEAR 2023

SECTION VII - STATE AGENCY EXPENDITURE DATA

FUND TYPE	TOTAL EXPENDITURE	TOTAL SPENT WITH HUBS AMOUNT / %	BLACK AMOUNT / %	HISPANIC AMOUNT / %	WOMAN AMOUNT / %	ASIAN PACIFIC AMOUNT / %	NATIVE AMERICAN AMOUNT / %	SERVICE-DISABLED VETERAN AMOUNT / %
-----------	-------------------	----------------------------------	------------------	---------------------	------------------	--------------------------	----------------------------	-------------------------------------

308 - STATE AUDITOR'S OFFICE - HEAVY CONSTRUCTION UNADJUSTED GOAL IS 11.2%

T	0	0 / 0%	0 / 0%	0 / 0%	0 / 0%	0 / 0%	0 / 0%	0 / 0%
N	0	0 / 0%	0 / 0%	0 / 0%	0 / 0%	0 / 0%	0 / 0%	0 / 0%
S	***	0 / 0%	0 / 0%	0 / 0%	0 / 0%	0 / 0%	0 / 0%	0 / 0%
-TC	0	0 / 0%	0 / 0%	0 / 0%	0 / 0%	0 / 0%	0 / 0%	0 / 0%
-I	0	0 / 0%	0 / 0%	0 / 0%	0 / 0%	0 / 0%	0 / 0%	0 / 0%
	<b>0</b>	<b>0 / 0%</b>	<b>0 / 0%</b>	<b>0 / 0%</b>	<b>0 / 0%</b>	<b>0 / 0%</b>	<b>0 / 0%</b>	<b>0 / 0%</b>

308 - STATE AUDITOR'S OFFICE - BUILDING CONSTRUCTION UNADJUSTED GOAL IS 21.1%

T	0	0 / 0%	0 / 0%	0 / 0%	0 / 0%	0 / 0%	0 / 0%	0 / 0%
N	0	0 / 0%	0 / 0%	0 / 0%	0 / 0%	0 / 0%	0 / 0%	0 / 0%
S	***	0 / 0%	0 / 0%	0 / 0%	0 / 0%	0 / 0%	0 / 0%	0 / 0%
-TC	0	0 / 0%	0 / 0%	0 / 0%	0 / 0%	0 / 0%	0 / 0%	0 / 0%
-I	0	0 / 0%	0 / 0%	0 / 0%	0 / 0%	0 / 0%	0 / 0%	0 / 0%
	<b>0</b>	<b>0 / 0%</b>	<b>0 / 0%</b>	<b>0 / 0%</b>	<b>0 / 0%</b>	<b>0 / 0%</b>	<b>0 / 0%</b>	<b>0 / 0%</b>

308 - STATE AUDITOR'S OFFICE - SPECIAL TRADE UNADJUSTED GOAL IS 32.9%

T	\$20,976	0 / 0%	0 / 0%	0 / 0%	0 / 0%	0 / 0%	0 / 0%	0 / 0%
N	0	0 / 0%	0 / 0%	0 / 0%	0 / 0%	0 / 0%	0 / 0%	0 / 0%
S	***	0 / 0%	0 / 0%	0 / 0%	0 / 0%	0 / 0%	0 / 0%	0 / 0%
-TC	0	0 / 0%	0 / 0%	0 / 0%	0 / 0%	0 / 0%	0 / 0%	0 / 0%
-I	0	0 / 0%	0 / 0%	0 / 0%	0 / 0%	0 / 0%	0 / 0%	0 / 0%
	<b>\$20,976</b>	<b>0 / 0%</b>	<b>0 / 0%</b>	<b>0 / 0%</b>	<b>0 / 0%</b>	<b>0 / 0%</b>	<b>0 / 0%</b>	<b>0 / 0%</b>

\*\*\* DOLLARS REPORTED BUT NOT SHOWN IN THESE COLUMNS. T=TREASURY, N=NON-TREASURY, S=SUBCONTRACTOR FUNDS & PROCUREMENT CARD HUB PURCHASES, TC=TERM CONTRACT, I= INTER GOVERNMENTAL



TEXAS HISTORICALLY UNDERUTILIZED BUSINESS (HUB) SEMI-ANNUAL REPORT RECEIVED FOR FISCAL YEAR 2023

SECTION VII - STATE AGENCY EXPENDITURE DATA

FUND TYPE	TOTAL EXPENDITURE	TOTAL SPENT WITH HUBS AMOUNT / %	BLACK AMOUNT / %	HISPANIC AMOUNT / %	WOMAN AMOUNT / %	ASIAN PACIFIC AMOUNT / %	NATIVE AMERICAN AMOUNT / %	SERVICE-DISABLED VETERAN AMOUNT / %
<b>308 - STATE AUDITOR'S OFFICE - PROFESSIONAL SERVICES UNADJUSTED GOAL IS 23.7%</b>								
T	\$2,105,726	0 / 0%	0 / 0%	0 / 0%	0 / 0%	0 / 0%	0 / 0%	0 / 0%
N	0	0 / 0%	0 / 0%	0 / 0%	0 / 0%	0 / 0%	0 / 0%	0 / 0%
S	***	\$162,855 / 7.73%	\$34,155 / 1.62%	\$128,700 / 6.11%	0 / 0%	0 / 0%	0 / 0%	0 / 0%
-TC	0	0 / 0%	0 / 0%	0 / 0%	0 / 0%	0 / 0%	0 / 0%	0 / 0%
-I	0	0 / 0%	0 / 0%	0 / 0%	0 / 0%	0 / 0%	0 / 0%	0 / 0%
	<b>\$2,105,726</b>	<b>\$162,855 / 7.73%</b>	<b>\$34,155 / 1.62%</b>	<b>\$128,700 / 6.11%</b>	<b>0 / 0%</b>	<b>0 / 0%</b>	<b>0 / 0%</b>	<b>0 / 0%</b>

<b>308 - STATE AUDITOR'S OFFICE - OTHER SERVICES UNADJUSTED GOAL IS 26%</b>								
T	\$347,399	\$8,021 / 2.31%	0 / 0%	0 / 0%	\$7,000 / 2.01%	\$1,021 / 0.29%	0 / 0%	0 / 0%
N	0	0 / 0%	0 / 0%	0 / 0%	0 / 0%	0 / 0%	0 / 0%	0 / 0%
S	***	0 / 0%	0 / 0%	0 / 0%	0 / 0%	0 / 0%	0 / 0%	0 / 0%
-TC	\$1	0 / 0%	0 / 0%	0 / 0%	0 / 0%	0 / 0%	0 / 0%	0 / 0%
-I	0	0 / 0%	0 / 0%	0 / 0%	0 / 0%	0 / 0%	0 / 0%	0 / 0%
	<b>\$347,398</b>	<b>\$8,021 / 2.31%</b>	<b>0 / 0%</b>	<b>0 / 0%</b>	<b>\$7,000 / 2.01%</b>	<b>\$1,021 / 0.29%</b>	<b>0 / 0%</b>	<b>0 / 0%</b>

<b>308 - STATE AUDITOR'S OFFICE - COMMODITY PURCHASING UNADJUSTED GOAL IS 21.1%</b>								
T	\$159,685	\$2,993 / 1.87%	\$146 / 0.09%	0 / 0%	\$1,528 / 0.96%	\$1,319 / 0.83%	0 / 0%	0 / 0%
N	0	0 / 0%	0 / 0%	0 / 0%	0 / 0%	0 / 0%	0 / 0%	0 / 0%
S	***	0 / 0%	0 / 0%	0 / 0%	0 / 0%	0 / 0%	0 / 0%	0 / 0%
-TC	0	0 / 0%	0 / 0%	0 / 0%	0 / 0%	0 / 0%	0 / 0%	0 / 0%
-I	0	0 / 0%	0 / 0%	0 / 0%	0 / 0%	0 / 0%	0 / 0%	0 / 0%
	<b>\$159,685</b>	<b>\$2,993 / 1.87%</b>	<b>\$146 / 0.09%</b>	<b>0 / 0%</b>	<b>\$1,528 / 0.96%</b>	<b>\$1,319 / 0.83%</b>	<b>0 / 0%</b>	<b>0 / 0%</b>

\*\*\* DOLLARS REPORTED BUT NOT SHOWN IN THESE COLUMNS. T=TREASURY, N=NON-TREASURY, S=SUBCONTRACTOR FUNDS & PROCUREMENT CARD HUB PURCHASES, TC=TERM CONTRACT, I= INTER GOVERNMENT



TEXAS HISTORICALLY UNDERUTILIZED BUSINESS (HUB) SEMI-ANNUAL REPORT RECEIVED FOR FISCAL YEAR 2023

SECTION VII - STATE AGENCY EXPENDITURE DATA

FUND TYPE	TOTAL EXPENDITURE	TOTAL SPENT WITH HUBS AMOUNT / %	BLACK AMOUNT / %	HISPANIC AMOUNT / %	WOMAN AMOUNT / %	ASIAN PACIFIC AMOUNT / %	NATIVE AMERICAN AMOUNT / %	SERVICE-DISABLED VETERAN AMOUNT / %
<b>308 - STATE AUDITOR'S OFFICE - Statewide Grand Total Expenditures</b>								
T	\$2,633,786	\$11,014 / 0.42%	\$146 / 0.01%	0 / 0%	\$8,528 / 0.32%	\$2,339 / 0.09%	0 / 0%	0 / 0%
N	0	0 / 0%	0 / 0%	0 / 0%	0 / 0%	0 / 0%	0 / 0%	0 / 0%
S	***	\$162,855 / 7.73%	\$34,155 / 1.62%	\$128,700 / 6.11%	0 / 0%	0 / 0%	0 / 0%	0 / 0%
-TC	\$1	0 / 0%	0 / 0%	0 / 0%	0 / 0%	0 / 0%	0 / 0%	0 / 0%
-I	0	0 / 0%	0 / 0%	0 / 0%	0 / 0%	0 / 0%	0 / 0%	0 / 0%
	<b>\$2,633,785</b>	<b>\$173,869 / 8.15%</b>	<b>\$34,301 / 1.63%</b>	<b>\$128,700 / 6.11%</b>	<b>\$8,528 / 0.32%</b>	<b>\$2,339 / 0.09%</b>	<b>0 / 0%</b>	<b>0 / 0%</b>

\*\*\* DOLLARS REPORTED BUT NOT SHOWN IN THESE COLUMNS. T=TREASURY, N=NON-TREASURY, S=SUBCONTRACTOR FUNDS & PROCUREMENT CARD HUB PURCHASES, TC=TERM CONTRACT, I= INTER GOVERNMENTAL



TEXAS HISTORICALLY UNDERUTILIZED BUSINESS (HUB) SEMI-ANNUAL REPORT RECEIVED FOR FISCAL YEAR 2023

SECTION VII - STATE AGENCY EXPENDITURE DATA

FUND TYPE	TOTAL EXPENDITURE	TOTAL SPENT WITH HUBS AMOUNT / %	BLACK AMOUNT / %	HISPANIC AMOUNT / %	WOMAN AMOUNT / %	ASIAN PACIFIC AMOUNT / %	NATIVE AMERICAN AMOUNT / %	SERVICE-DISABLED VETERAN AMOUNT / %
		0 / 0%	0 / 0%	0 / 0%	0 / 0%	0 / 0%	0 / 0%	0 / 0%
	<b>0</b>	<b>0 / 0%</b>	<b>0 / 0%</b>	<b>0 / 0%</b>	<b>0 / 0%</b>	<b>0 / 0%</b>	<b>0 / 0%</b>	<b>0 / 0%</b>

\*\*\* DOLLARS REPORTED BUT NOT SHOWN IN THESE COLUMNS. T=TREASURY, N=NON-TREASURY, S=SUBCONTRACTOR FUNDS & PROCUREMENT CARD HUB PURCHASES, TC=TERM CONTRACT, I= INTER GOVERNMENTAL



TEXAS HISTORICALLY UNDERUTILIZED BUSINESS (HUB) SEMI-ANNUAL REPORT RECEIVED FOR FISCAL YEAR 2023

SECTION VII - STATE AGENCY EXPENDITURE DATA

FUND TYPE	TOTAL EXPENDITURE	TOTAL SPENT WITH HUBS AMOUNT / %	BLACK AMOUNT / %	HISPANIC AMOUNT / %	WOMAN AMOUNT / %	ASIAN PACIFIC AMOUNT / %	NATIVE AMERICAN AMOUNT / %	SERVICE-DISABLED VETERAN AMOUNT / %
-----------	-------------------	----------------------------------	------------------	---------------------	------------------	--------------------------	----------------------------	-------------------------------------

312 - STATE SECURITIES BOARD - HEAVY CONSTRUCTION UNADJUSTED GOAL IS 11.2%

T	0	0 / 0%	0 / 0%	0 / 0%	0 / 0%	0 / 0%	0 / 0%	0 / 0%
N	0	0 / 0%	0 / 0%	0 / 0%	0 / 0%	0 / 0%	0 / 0%	0 / 0%
S	***	0 / 0%	0 / 0%	0 / 0%	0 / 0%	0 / 0%	0 / 0%	0 / 0%
-TC	0	0 / 0%	0 / 0%	0 / 0%	0 / 0%	0 / 0%	0 / 0%	0 / 0%
-I	0	0 / 0%	0 / 0%	0 / 0%	0 / 0%	0 / 0%	0 / 0%	0 / 0%
	<b>0</b>	<b>0 / 0%</b>	<b>0 / 0%</b>	<b>0 / 0%</b>	<b>0 / 0%</b>	<b>0 / 0%</b>	<b>0 / 0%</b>	<b>0 / 0%</b>

312 - STATE SECURITIES BOARD - BUILDING CONSTRUCTION UNADJUSTED GOAL IS 21.1%

T	0	0 / 0%	0 / 0%	0 / 0%	0 / 0%	0 / 0%	0 / 0%	0 / 0%
N	0	0 / 0%	0 / 0%	0 / 0%	0 / 0%	0 / 0%	0 / 0%	0 / 0%
S	***	0 / 0%	0 / 0%	0 / 0%	0 / 0%	0 / 0%	0 / 0%	0 / 0%
-TC	0	0 / 0%	0 / 0%	0 / 0%	0 / 0%	0 / 0%	0 / 0%	0 / 0%
-I	0	0 / 0%	0 / 0%	0 / 0%	0 / 0%	0 / 0%	0 / 0%	0 / 0%
	<b>0</b>	<b>0 / 0%</b>	<b>0 / 0%</b>	<b>0 / 0%</b>	<b>0 / 0%</b>	<b>0 / 0%</b>	<b>0 / 0%</b>	<b>0 / 0%</b>

312 - STATE SECURITIES BOARD - SPECIAL TRADE UNADJUSTED GOAL IS 32.9%

T	0	0 / 0%	0 / 0%	0 / 0%	0 / 0%	0 / 0%	0 / 0%	0 / 0%
N	0	0 / 0%	0 / 0%	0 / 0%	0 / 0%	0 / 0%	0 / 0%	0 / 0%
S	***	0 / 0%	0 / 0%	0 / 0%	0 / 0%	0 / 0%	0 / 0%	0 / 0%
-TC	0	0 / 0%	0 / 0%	0 / 0%	0 / 0%	0 / 0%	0 / 0%	0 / 0%
-I	0	0 / 0%	0 / 0%	0 / 0%	0 / 0%	0 / 0%	0 / 0%	0 / 0%
	<b>0</b>	<b>0 / 0%</b>	<b>0 / 0%</b>	<b>0 / 0%</b>	<b>0 / 0%</b>	<b>0 / 0%</b>	<b>0 / 0%</b>	<b>0 / 0%</b>

\*\*\* DOLLARS REPORTED BUT NOT SHOWN IN THESE COLUMNS. T=TREASURY, N=NON-TREASURY, S=SUBCONTRACTOR FUNDS & PROCUREMENT CARD HUB PURCHASES, TC=TERM CONTRACT, I= INTER GOVERNMENTAL



TEXAS HISTORICALLY UNDERUTILIZED BUSINESS (HUB) SEMI-ANNUAL REPORT RECEIVED FOR FISCAL YEAR 2023

SECTION VII - STATE AGENCY EXPENDITURE DATA

FUND TYPE	TOTAL EXPENDITURE	TOTAL SPENT WITH HUBS AMOUNT / %	BLACK AMOUNT / %	HISPANIC AMOUNT / %	WOMAN AMOUNT / %	ASIAN PACIFIC AMOUNT / %	NATIVE AMERICAN AMOUNT / %	SERVICE-DISABLED VETERAN AMOUNT / %
-----------	-------------------	----------------------------------	------------------	---------------------	------------------	--------------------------	----------------------------	-------------------------------------

312 - STATE SECURITIES BOARD - PROFESSIONAL SERVICES UNADJUSTED GOAL IS 23.7%

T	\$27,960	\$27,960 / 100.00%	0 / 0%	\$27,960 / 100.00%	0 / 0%	0 / 0%	0 / 0%	0 / 0%
N	0	0 / 0%	0 / 0%	0 / 0%	0 / 0%	0 / 0%	0 / 0%	0 / 0%
S	***	0 / 0%	0 / 0%	0 / 0%	0 / 0%	0 / 0%	0 / 0%	0 / 0%
-TC	0	0 / 0%	0 / 0%	0 / 0%	0 / 0%	0 / 0%	0 / 0%	0 / 0%
-I	0	0 / 0%	0 / 0%	0 / 0%	0 / 0%	0 / 0%	0 / 0%	0 / 0%
	<b>\$27,960</b>	<b>\$27,960 / 100.00%</b>	<b>0 / 0%</b>	<b>\$27,960 / 100.00%</b>	<b>0 / 0%</b>	<b>0 / 0%</b>	<b>0 / 0%</b>	<b>0 / 0%</b>

312 - STATE SECURITIES BOARD - OTHER SERVICES UNADJUSTED GOAL IS 26%

T	\$91,786	\$5,008 / 5.46%	0 / 0%	0 / 0%	\$5,008 / 5.46%	0 / 0%	0 / 0%	0 / 0%
N	0	0 / 0%	0 / 0%	0 / 0%	0 / 0%	0 / 0%	0 / 0%	0 / 0%
S	***	0 / 0%	0 / 0%	0 / 0%	0 / 0%	0 / 0%	0 / 0%	0 / 0%
-TC	\$1,956	\$95 / 4.83%	0 / 0%	0 / 0%	\$95 / 4.83%	0 / 0%	0 / 0%	0 / 0%
-I	0	0 / 0%	0 / 0%	0 / 0%	0 / 0%	0 / 0%	0 / 0%	0 / 0%
	<b>\$89,831</b>	<b>\$4,913 / 10.29%</b>	<b>0 / 0%</b>	<b>0 / 0%</b>	<b>\$4,913 / 10.29%</b>	<b>0 / 0%</b>	<b>0 / 0%</b>	<b>0 / 0%</b>

312 - STATE SECURITIES BOARD - COMMODITY PURCHASING UNADJUSTED GOAL IS 21.1%

T	\$67,658	\$14,652 / 21.66%	0 / 0%	0 / 0%	\$4,385 / 6.48%	\$10,267 / 15.17%	0 / 0%	0 / 0%
N	0	0 / 0%	0 / 0%	0 / 0%	0 / 0%	0 / 0%	0 / 0%	0 / 0%
S	***	0 / 0%	0 / 0%	0 / 0%	0 / 0%	0 / 0%	0 / 0%	0 / 0%
-TC	\$702	\$537 / 76.49%	0 / 0%	0 / 0%	\$32 / 4.49%	\$505 / 72.00%	0 / 0%	0 / 0%
-I	0	0 / 0%	0 / 0%	0 / 0%	0 / 0%	0 / 0%	0 / 0%	0 / 0%
	<b>\$66,956</b>	<b>\$14,116 / 98.15%</b>	<b>0 / 0%</b>	<b>0 / 0%</b>	<b>\$4,354 / 10.97%</b>	<b>\$9,762 / 87.18%</b>	<b>0 / 0%</b>	<b>0 / 0%</b>

\*\*\* DOLLARS REPORTED BUT NOT SHOWN IN THESE COLUMNS. T=TREASURY, N=NON-TREASURY, S=SUBCONTRACTOR FUNDS & PROCUREMENT CARD HUB PURCHASES, TC=TERM CONTRACT, I= INTER GOVERNMENT



TEXAS HISTORICALLY UNDERUTILIZED BUSINESS (HUB) SEMI-ANNUAL REPORT RECEIVED FOR FISCAL YEAR 2023

SECTION VII - STATE AGENCY EXPENDITURE DATA

FUND TYPE	TOTAL EXPENDITURE	TOTAL SPENT WITH HUBS AMOUNT / %	BLACK AMOUNT / %	HISPANIC AMOUNT / %	WOMAN AMOUNT / %	ASIAN PACIFIC AMOUNT / %	NATIVE AMERICAN AMOUNT / %	SERVICE-DISABLED VETERAN AMOUNT / %
<b>312 - STATE SECURITIES BOARD - Statewide Grand Total Expenditures</b>								
T	\$187,405	\$47,620 / 25.41%	0 / 0%	\$27,960 / 14.92%	\$9,393 / 5.01%	\$10,267 / 5.48%	0 / 0%	0 / 0%
N	0	0 / 0%	0 / 0%	0 / 0%	0 / 0%	0 / 0%	0 / 0%	0 / 0%
S	***	0 / 0%	0 / 0%	0 / 0%	0 / 0%	0 / 0%	0 / 0%	0 / 0%
-TC	\$2,657	\$631 / 23.76%	0 / 0%	0 / 0%	\$126 / 4.74%	\$505 / 19.02%	0 / 0%	0 / 0%
-I	0	0 / 0%	0 / 0%	0 / 0%	0 / 0%	0 / 0%	0 / 0%	0 / 0%
	<b>\$184,747</b>	<b>\$46,989 / 49.17%</b>	<b>0 / 0%</b>	<b>\$27,960 / 14.92%</b>	<b>\$9,267 / 9.75%</b>	<b>\$9,762 / 24.50%</b>	<b>0 / 0%</b>	<b>0 / 0%</b>

\*\*\* DOLLARS REPORTED BUT NOT SHOWN IN THESE COLUMNS. T=TREASURY, N=NON-TREASURY, S=SUBCONTRACTOR FUNDS & PROCUREMENT CARD HUB PURCHASES, TC=TERM CONTRACT, I= INTER GOVERNMENTAL





TEXAS HISTORICALLY UNDERUTILIZED BUSINESS (HUB) SEMI-ANNUAL REPORT RECEIVED FOR FISCAL YEAR 2023

SECTION VII - STATE AGENCY EXPENDITURE DATA

FUND TYPE	TOTAL EXPENDITURE	TOTAL SPENT WITH HUBS AMOUNT / %	BLACK AMOUNT / %	HISPANIC AMOUNT / %	WOMAN AMOUNT / %	ASIAN PACIFIC AMOUNT / %	NATIVE AMERICAN AMOUNT / %	SERVICE-DISABLED VETERAN AMOUNT / %
<b>313 - DEPARTMENT OF INFORMATION RESOURCES - HEAVY CONSTRUCTION UNADJUSTED GOAL IS 11.2%</b>								
T	0	0 / 0%	0 / 0%	0 / 0%	0 / 0%	0 / 0%	0 / 0%	0 / 0%
N	0	0 / 0%	0 / 0%	0 / 0%	0 / 0%	0 / 0%	0 / 0%	0 / 0%
S	***	0 / 0%	0 / 0%	0 / 0%	0 / 0%	0 / 0%	0 / 0%	0 / 0%
-TC	0	0 / 0%	0 / 0%	0 / 0%	0 / 0%	0 / 0%	0 / 0%	0 / 0%
-I	0	0 / 0%	0 / 0%	0 / 0%	0 / 0%	0 / 0%	0 / 0%	0 / 0%
	<b>0</b>	<b>0 / 0%</b>	<b>0 / 0%</b>	<b>0 / 0%</b>	<b>0 / 0%</b>	<b>0 / 0%</b>	<b>0 / 0%</b>	<b>0 / 0%</b>

<b>313 - DEPARTMENT OF INFORMATION RESOURCES - BUILDING CONSTRUCTION UNADJUSTED GOAL IS 21.1%</b>								
T	0	0 / 0%	0 / 0%	0 / 0%	0 / 0%	0 / 0%	0 / 0%	0 / 0%
N	0	0 / 0%	0 / 0%	0 / 0%	0 / 0%	0 / 0%	0 / 0%	0 / 0%
S	***	0 / 0%	0 / 0%	0 / 0%	0 / 0%	0 / 0%	0 / 0%	0 / 0%
-TC	0	0 / 0%	0 / 0%	0 / 0%	0 / 0%	0 / 0%	0 / 0%	0 / 0%
-I	0	0 / 0%	0 / 0%	0 / 0%	0 / 0%	0 / 0%	0 / 0%	0 / 0%
	<b>0</b>	<b>0 / 0%</b>	<b>0 / 0%</b>	<b>0 / 0%</b>	<b>0 / 0%</b>	<b>0 / 0%</b>	<b>0 / 0%</b>	<b>0 / 0%</b>

<b>313 - DEPARTMENT OF INFORMATION RESOURCES - SPECIAL TRADE UNADJUSTED GOAL IS 32.9%</b>								
T	0	0 / 0%	0 / 0%	0 / 0%	0 / 0%	0 / 0%	0 / 0%	0 / 0%
N	0	0 / 0%	0 / 0%	0 / 0%	0 / 0%	0 / 0%	0 / 0%	0 / 0%
S	***	0 / 0%	0 / 0%	0 / 0%	0 / 0%	0 / 0%	0 / 0%	0 / 0%
-TC	0	0 / 0%	0 / 0%	0 / 0%	0 / 0%	0 / 0%	0 / 0%	0 / 0%
-I	0	0 / 0%	0 / 0%	0 / 0%	0 / 0%	0 / 0%	0 / 0%	0 / 0%
	<b>0</b>	<b>0 / 0%</b>	<b>0 / 0%</b>	<b>0 / 0%</b>	<b>0 / 0%</b>	<b>0 / 0%</b>	<b>0 / 0%</b>	<b>0 / 0%</b>

\*\*\* DOLLARS REPORTED BUT NOT SHOWN IN THESE COLUMNS. T=TREASURY, N=NON-TREASURY, S=SUBCONTRACTOR FUNDS & PROCUREMENT CARD HUB PURCHASES, TC=TERM CONTRACT, I= INTER GOVERNMENTAL



TEXAS HISTORICALLY UNDERUTILIZED BUSINESS (HUB) SEMI-ANNUAL REPORT RECEIVED FOR FISCAL YEAR 2023

SECTION VII - STATE AGENCY EXPENDITURE DATA

FUND TYPE	TOTAL EXPENDITURE	TOTAL SPENT WITH HUBS AMOUNT / %	BLACK AMOUNT / %	HISPANIC AMOUNT / %	WOMAN AMOUNT / %	ASIAN PACIFIC AMOUNT / %	NATIVE AMERICAN AMOUNT / %	SERVICE-DISABLED VETERAN AMOUNT / %
-----------	-------------------	----------------------------------	------------------	---------------------	------------------	--------------------------	----------------------------	-------------------------------------

313 - DEPARTMENT OF INFORMATION RESOURCES - PROFESSIONAL SERVICES UNADJUSTED GOAL IS 23.7%

T	\$9,485	0 / 0%	0 / 0%	0 / 0%	0 / 0%	0 / 0%	0 / 0%	0 / 0%
N	0	0 / 0%	0 / 0%	0 / 0%	0 / 0%	0 / 0%	0 / 0%	0 / 0%
S	***	0 / 0%	0 / 0%	0 / 0%	0 / 0%	0 / 0%	0 / 0%	0 / 0%
-TC	0	0 / 0%	0 / 0%	0 / 0%	0 / 0%	0 / 0%	0 / 0%	0 / 0%
-I	0	0 / 0%	0 / 0%	0 / 0%	0 / 0%	0 / 0%	0 / 0%	0 / 0%
	<b>\$9,485</b>	<b>0 / 0%</b>	<b>0 / 0%</b>	<b>0 / 0%</b>	<b>0 / 0%</b>	<b>0 / 0%</b>	<b>0 / 0%</b>	<b>0 / 0%</b>

313 - DEPARTMENT OF INFORMATION RESOURCES - OTHER SERVICES UNADJUSTED GOAL IS 26%

T	\$18,656,262	\$5,363,456 / 28.75%	\$68 / 0.00%	\$1,941,497 / 10.41%	\$1,551,755 / 8.32%	\$1,858,128 / 9.96%	\$12,008 / 0.06%	0 / 0%
N	0	0 / 0%	0 / 0%	0 / 0%	0 / 0%	0 / 0%	0 / 0%	0 / 0%
S	***	0 / 0%	0 / 0%	0 / 0%	0 / 0%	0 / 0%	0 / 0%	0 / 0%
-TC	\$5,921	0 / 0%	0 / 0%	0 / 0%	0 / 0%	0 / 0%	0 / 0%	0 / 0%
-I	\$8,792,906	0 / 0%	0 / 0%	0 / 0%	0 / 0%	0 / 0%	0 / 0%	0 / 0%
	<b>\$9,857,435</b>	<b>\$5,363,456 / 28.75%</b>	<b>\$68 / 0.00%</b>	<b>\$1,941,497 / 10.41%</b>	<b>\$1,551,755 / 8.32%</b>	<b>\$1,858,128 / 9.96%</b>	<b>\$12,008 / 0.06%</b>	<b>0 / 0%</b>

313 - DEPARTMENT OF INFORMATION RESOURCES - COMMODITY PURCHASING UNADJUSTED GOAL IS 21.1%

T	\$2,748,213	\$1,970,363 / 71.70%	\$12,271 / 0.45%	\$1,070,294 / 38.95%	\$586,649 / 21.35%	\$301,076 / 10.96%	\$74 / 0.00%	0 / 0%
N	0	0 / 0%	0 / 0%	0 / 0%	0 / 0%	0 / 0%	0 / 0%	0 / 0%
S	***	0 / 0%	0 / 0%	0 / 0%	0 / 0%	0 / 0%	0 / 0%	0 / 0%
-TC	\$3,985	0 / 0%	0 / 0%	0 / 0%	0 / 0%	0 / 0%	0 / 0%	0 / 0%
-I	0	0 / 0%	0 / 0%	0 / 0%	0 / 0%	0 / 0%	0 / 0%	0 / 0%
	<b>\$2,744,228</b>	<b>\$1,970,363 / 71.70%</b>	<b>\$12,271 / 0.45%</b>	<b>\$1,070,294 / 38.95%</b>	<b>\$586,649 / 21.35%</b>	<b>\$301,076 / 10.96%</b>	<b>\$74 / 0.00%</b>	<b>0 / 0%</b>

\*\*\* DOLLARS REPORTED BUT NOT SHOWN IN THESE COLUMNS. T=TREASURY, N=NON-TREASURY, S=SUBCONTRACTOR FUNDS & PROCUREMENT CARD HUB PURCHASES, TC=TERM CONTRACT, I= INTER GOVERNMENTAL



TEXAS HISTORICALLY UNDERUTILIZED BUSINESS (HUB) SEMI-ANNUAL REPORT RECEIVED FOR FISCAL YEAR 2023

SECTION VII - STATE AGENCY EXPENDITURE DATA

FUND TYPE	TOTAL EXPENDITURE	TOTAL SPENT WITH HUBS AMOUNT / %	BLACK AMOUNT / %	HISPANIC AMOUNT / %	WOMAN AMOUNT / %	ASIAN PACIFIC AMOUNT / %	NATIVE AMERICAN AMOUNT / %	SERVICE-DISABLED VETERAN AMOUNT / %
<b>313 - DEPARTMENT OF INFORMATION RESOURCES - Statewide Grand Total Expenditures</b>								
T	\$21,413,960	\$7,333,819 / 34.25%	\$12,338 / 0.06%	\$3,011,791 / 14.06%	\$2,138,404 / 9.99%	\$2,159,204 / 10.08%	\$12,082 / 0.06%	0 / 0%
N	0	0 / 0%	0 / 0%	0 / 0%	0 / 0%	0 / 0%	0 / 0%	0 / 0%
S	***	0 / 0%	0 / 0%	0 / 0%	0 / 0%	0 / 0%	0 / 0%	0 / 0%
-TC	\$9,906	0 / 0%	0 / 0%	0 / 0%	0 / 0%	0 / 0%	0 / 0%	0 / 0%
-I	\$8,792,906	0 / 0%	0 / 0%	0 / 0%	0 / 0%	0 / 0%	0 / 0%	0 / 0%
	<b>\$12,611,148</b>	<b>\$7,333,819 / 34.25%</b>	<b>\$12,338 / 0.06%</b>	<b>\$3,011,791 / 14.06%</b>	<b>\$2,138,404 / 9.99%</b>	<b>\$2,159,204 / 10.08%</b>	<b>\$12,082 / 0.06%</b>	<b>0 / 0%</b>

\*\*\* DOLLARS REPORTED BUT NOT SHOWN IN THESE COLUMNS. T=TREASURY, N=NON-TREASURY, S=SUBCONTRACTOR FUNDS & PROCUREMENT CARD HUB PURCHASES, TC=TERM CONTRACT, I= INTER GOVERNMENTAL



TEXAS HISTORICALLY UNDERUTILIZED BUSINESS (HUB) SEMI-ANNUAL REPORT RECEIVED FOR FISCAL YEAR 2023

SECTION VII - STATE AGENCY EXPENDITURE DATA

FUND TYPE	TOTAL EXPENDITURE	TOTAL SPENT WITH HUBS AMOUNT / %	BLACK AMOUNT / %	HISPANIC AMOUNT / %	WOMAN AMOUNT / %	ASIAN PACIFIC AMOUNT / %	NATIVE AMERICAN AMOUNT / %	SERVICE-DISABLED VETERAN AMOUNT / %
-----------	-------------------	----------------------------------	------------------	---------------------	------------------	--------------------------	----------------------------	-------------------------------------

315 - PREPAID HIGHER ED. TUITION BOARD - HEAVY CONSTRUCTION UNADJUSTED GOAL IS 11.2%

T	0	0 / 0%	0 / 0%	0 / 0%	0 / 0%	0 / 0%	0 / 0%	0 / 0%
N	0	0 / 0%	0 / 0%	0 / 0%	0 / 0%	0 / 0%	0 / 0%	0 / 0%
S	***	0 / 0%	0 / 0%	0 / 0%	0 / 0%	0 / 0%	0 / 0%	0 / 0%
-TC	0	0 / 0%	0 / 0%	0 / 0%	0 / 0%	0 / 0%	0 / 0%	0 / 0%
-I	0	0 / 0%	0 / 0%	0 / 0%	0 / 0%	0 / 0%	0 / 0%	0 / 0%
	<b>0</b>	<b>0 / 0%</b>	<b>0 / 0%</b>	<b>0 / 0%</b>	<b>0 / 0%</b>	<b>0 / 0%</b>	<b>0 / 0%</b>	<b>0 / 0%</b>

315 - PREPAID HIGHER ED. TUITION BOARD - BUILDING CONSTRUCTION UNADJUSTED GOAL IS 21.1%

T	0	0 / 0%	0 / 0%	0 / 0%	0 / 0%	0 / 0%	0 / 0%	0 / 0%
N	0	0 / 0%	0 / 0%	0 / 0%	0 / 0%	0 / 0%	0 / 0%	0 / 0%
S	***	0 / 0%	0 / 0%	0 / 0%	0 / 0%	0 / 0%	0 / 0%	0 / 0%
-TC	0	0 / 0%	0 / 0%	0 / 0%	0 / 0%	0 / 0%	0 / 0%	0 / 0%
-I	0	0 / 0%	0 / 0%	0 / 0%	0 / 0%	0 / 0%	0 / 0%	0 / 0%
	<b>0</b>	<b>0 / 0%</b>	<b>0 / 0%</b>	<b>0 / 0%</b>	<b>0 / 0%</b>	<b>0 / 0%</b>	<b>0 / 0%</b>	<b>0 / 0%</b>

315 - PREPAID HIGHER ED. TUITION BOARD - SPECIAL TRADE UNADJUSTED GOAL IS 32.9%

T	0	0 / 0%	0 / 0%	0 / 0%	0 / 0%	0 / 0%	0 / 0%	0 / 0%
N	0	0 / 0%	0 / 0%	0 / 0%	0 / 0%	0 / 0%	0 / 0%	0 / 0%
S	***	0 / 0%	0 / 0%	0 / 0%	0 / 0%	0 / 0%	0 / 0%	0 / 0%
-TC	0	0 / 0%	0 / 0%	0 / 0%	0 / 0%	0 / 0%	0 / 0%	0 / 0%
-I	0	0 / 0%	0 / 0%	0 / 0%	0 / 0%	0 / 0%	0 / 0%	0 / 0%
	<b>0</b>	<b>0 / 0%</b>	<b>0 / 0%</b>	<b>0 / 0%</b>	<b>0 / 0%</b>	<b>0 / 0%</b>	<b>0 / 0%</b>	<b>0 / 0%</b>

\*\*\* DOLLARS REPORTED BUT NOT SHOWN IN THESE COLUMNS. T=TREASURY, N=NON-TREASURY, S=SUBCONTRACTOR FUNDS & PROCUREMENT CARD HUB PURCHASES, TC=TERM CONTRACT, I= INTER GOVERNMENT



TEXAS HISTORICALLY UNDERUTILIZED BUSINESS (HUB) SEMI-ANNUAL REPORT RECEIVED FOR FISCAL YEAR 2023

SECTION VII - STATE AGENCY EXPENDITURE DATA

FUND TYPE	TOTAL EXPENDITURE	TOTAL SPENT WITH HUBS AMOUNT / %	BLACK AMOUNT / %	HISPANIC AMOUNT / %	WOMAN AMOUNT / %	ASIAN PACIFIC AMOUNT / %	NATIVE AMERICAN AMOUNT / %	SERVICE-DISABLED VETERAN AMOUNT / %
<b>315 - PREPAID HIGHER ED. TUITION BOARD - PROFESSIONAL SERVICES UNADJUSTED GOAL IS 23.7%</b>								
T	\$221,600	0 / 0%	0 / 0%	0 / 0%	0 / 0%	0 / 0%	0 / 0%	0 / 0%
N	0	0 / 0%	0 / 0%	0 / 0%	0 / 0%	0 / 0%	0 / 0%	0 / 0%
S	***	0 / 0%	0 / 0%	0 / 0%	0 / 0%	0 / 0%	0 / 0%	0 / 0%
-TC	0	0 / 0%	0 / 0%	0 / 0%	0 / 0%	0 / 0%	0 / 0%	0 / 0%
-I	0	0 / 0%	0 / 0%	0 / 0%	0 / 0%	0 / 0%	0 / 0%	0 / 0%
	<b>\$221,600</b>	<b>0 / 0%</b>	<b>0 / 0%</b>	<b>0 / 0%</b>	<b>0 / 0%</b>	<b>0 / 0%</b>	<b>0 / 0%</b>	<b>0 / 0%</b>

<b>315 - PREPAID HIGHER ED. TUITION BOARD - OTHER SERVICES UNADJUSTED GOAL IS 26%</b>								
T	\$400,102	\$169,985 / 42.49%	0 / 0%	\$965 / 0.24%	\$1,020 / 0.25%	\$168,000 / 41.99%	0 / 0%	0 / 0%
N	0	0 / 0%	0 / 0%	0 / 0%	0 / 0%	0 / 0%	0 / 0%	0 / 0%
S	***	0 / 0%	0 / 0%	0 / 0%	0 / 0%	0 / 0%	0 / 0%	0 / 0%
-TC	\$150	0 / 0%	0 / 0%	0 / 0%	0 / 0%	0 / 0%	0 / 0%	0 / 0%
-I	0	0 / 0%	0 / 0%	0 / 0%	0 / 0%	0 / 0%	0 / 0%	0 / 0%
	<b>\$399,952</b>	<b>\$169,985 / 42.49%</b>	<b>0 / 0%</b>	<b>\$965 / 0.24%</b>	<b>\$1,020 / 0.25%</b>	<b>\$168,000 / 41.99%</b>	<b>0 / 0%</b>	<b>0 / 0%</b>

<b>315 - PREPAID HIGHER ED. TUITION BOARD - COMMODITY PURCHASING UNADJUSTED GOAL IS 21.1%</b>								
T	\$4,348	0 / 0%	0 / 0%	0 / 0%	0 / 0%	0 / 0%	0 / 0%	0 / 0%
N	0	0 / 0%	0 / 0%	0 / 0%	0 / 0%	0 / 0%	0 / 0%	0 / 0%
S	***	0 / 0%	0 / 0%	0 / 0%	0 / 0%	0 / 0%	0 / 0%	0 / 0%
-TC	0	0 / 0%	0 / 0%	0 / 0%	0 / 0%	0 / 0%	0 / 0%	0 / 0%
-I	0	0 / 0%	0 / 0%	0 / 0%	0 / 0%	0 / 0%	0 / 0%	0 / 0%
	<b>\$4,348</b>	<b>0 / 0%</b>	<b>0 / 0%</b>	<b>0 / 0%</b>	<b>0 / 0%</b>	<b>0 / 0%</b>	<b>0 / 0%</b>	<b>0 / 0%</b>

\*\*\* DOLLARS REPORTED BUT NOT SHOWN IN THESE COLUMNS. T=TREASURY, N=NON-TREASURY, S=SUBCONTRACTOR FUNDS & PROCUREMENT CARD HUB PURCHASES, TC=TERM CONTRACT, I= INTER GOVERNMENTAL



TEXAS HISTORICALLY UNDERUTILIZED BUSINESS (HUB) SEMI-ANNUAL REPORT RECEIVED FOR FISCAL YEAR 2023

SECTION VII - STATE AGENCY EXPENDITURE DATA

FUND TYPE	TOTAL EXPENDITURE	TOTAL SPENT WITH HUBS AMOUNT / %	BLACK AMOUNT / %	HISPANIC AMOUNT / %	WOMAN AMOUNT / %	ASIAN PACIFIC AMOUNT / %	NATIVE AMERICAN AMOUNT / %	SERVICE-DISABLED VETERAN AMOUNT / %
<b>315 - PREPAID HIGHER ED. TUITION BOARD - Statewide Grand Total Expenditures</b>								
T	\$626,050	\$169,985 / 27.15%	0 / 0%	\$965 / 0.15%	\$1,020 / 0.16%	\$168,000 / 26.83%	0 / 0%	0 / 0%
N	0	0 / 0%	0 / 0%	0 / 0%	0 / 0%	0 / 0%	0 / 0%	0 / 0%
S	***	0 / 0%	0 / 0%	0 / 0%	0 / 0%	0 / 0%	0 / 0%	0 / 0%
-TC	\$150	0 / 0%	0 / 0%	0 / 0%	0 / 0%	0 / 0%	0 / 0%	0 / 0%
-I	0	0 / 0%	0 / 0%	0 / 0%	0 / 0%	0 / 0%	0 / 0%	0 / 0%
	<b>\$625,900</b>	<b>\$169,985 / 27.15%</b>	<b>0 / 0%</b>	<b>\$965 / 0.15%</b>	<b>\$1,020 / 0.16%</b>	<b>\$168,000 / 26.83%</b>	<b>0 / 0%</b>	<b>0 / 0%</b>

\*\*\* DOLLARS REPORTED BUT NOT SHOWN IN THESE COLUMNS. T=TREASURY, N=NON-TREASURY, S=SUBCONTRACTOR FUNDS & PROCUREMENT CARD HUB PURCHASES, TC=TERM CONTRACT, I= INTER GOVERNMENTAL



TEXAS HISTORICALLY UNDERUTILIZED BUSINESS (HUB) SEMI-ANNUAL REPORT RECEIVED FOR FISCAL YEAR 2023

SECTION VII - STATE AGENCY EXPENDITURE DATA

FUND TYPE	TOTAL EXPENDITURE	TOTAL SPENT WITH HUBS AMOUNT / %	BLACK AMOUNT / %	HISPANIC AMOUNT / %	WOMAN AMOUNT / %	ASIAN PACIFIC AMOUNT / %	NATIVE AMERICAN AMOUNT / %	SERVICE-DISABLED VETERAN AMOUNT / %
-----------	-------------------	----------------------------------	------------------	---------------------	------------------	--------------------------	----------------------------	-------------------------------------

320 - TEXAS WORKFORCE COMMISSION - HEAVY CONSTRUCTION UNADJUSTED GOAL IS 11.2%

T	0	0 / 0%	0 / 0%	0 / 0%	0 / 0%	0 / 0%	0 / 0%	0 / 0%
N	0	0 / 0%	0 / 0%	0 / 0%	0 / 0%	0 / 0%	0 / 0%	0 / 0%
S	***	0 / 0%	0 / 0%	0 / 0%	0 / 0%	0 / 0%	0 / 0%	0 / 0%
-TC	0	0 / 0%	0 / 0%	0 / 0%	0 / 0%	0 / 0%	0 / 0%	0 / 0%
-I	0	0 / 0%	0 / 0%	0 / 0%	0 / 0%	0 / 0%	0 / 0%	0 / 0%
	<b>0</b>	<b>0 / 0%</b>	<b>0 / 0%</b>	<b>0 / 0%</b>	<b>0 / 0%</b>	<b>0 / 0%</b>	<b>0 / 0%</b>	<b>0 / 0%</b>

320 - TEXAS WORKFORCE COMMISSION - BUILDING CONSTRUCTION UNADJUSTED GOAL IS 21.1%

T	0	0 / 0%	0 / 0%	0 / 0%	0 / 0%	0 / 0%	0 / 0%	0 / 0%
N	0	0 / 0%	0 / 0%	0 / 0%	0 / 0%	0 / 0%	0 / 0%	0 / 0%
S	***	0 / 0%	0 / 0%	0 / 0%	0 / 0%	0 / 0%	0 / 0%	0 / 0%
-TC	0	0 / 0%	0 / 0%	0 / 0%	0 / 0%	0 / 0%	0 / 0%	0 / 0%
-I	0	0 / 0%	0 / 0%	0 / 0%	0 / 0%	0 / 0%	0 / 0%	0 / 0%
	<b>0</b>	<b>0 / 0%</b>	<b>0 / 0%</b>	<b>0 / 0%</b>	<b>0 / 0%</b>	<b>0 / 0%</b>	<b>0 / 0%</b>	<b>0 / 0%</b>

320 - TEXAS WORKFORCE COMMISSION - SPECIAL TRADE UNADJUSTED GOAL IS 32.9%

T	\$2,609,925	\$216,532 / 8.30%	0 / 0%	\$199,307 / 7.64%	\$17,225 / 0.66%	0 / 0%	0 / 0%	0 / 0%
N	0	0 / 0%	0 / 0%	0 / 0%	0 / 0%	0 / 0%	0 / 0%	0 / 0%
S	***	\$84,206 / 3.41%	0 / 0%	\$4,700 / 0.19%	\$79,506 / 3.22%	0 / 0%	0 / 0%	0 / 0%
-TC	0	0 / 0%	0 / 0%	0 / 0%	0 / 0%	0 / 0%	0 / 0%	0 / 0%
-I	0	0 / 0%	0 / 0%	0 / 0%	0 / 0%	0 / 0%	0 / 0%	0 / 0%
	<b>\$2,609,925</b>	<b>\$300,737 / 11.70%</b>	<b>0 / 0%</b>	<b>\$204,007 / 7.83%</b>	<b>\$96,731 / 3.88%</b>	<b>0 / 0%</b>	<b>0 / 0%</b>	<b>0 / 0%</b>

\*\*\* DOLLARS REPORTED BUT NOT SHOWN IN THESE COLUMNS. T=TREASURY, N=NON-TREASURY, S=SUBCONTRACTOR FUNDS & PROCUREMENT CARD HUB PURCHASES, TC=TERM CONTRACT, I= INTER GOVERNMENT



TEXAS HISTORICALLY UNDERUTILIZED BUSINESS (HUB) SEMI-ANNUAL REPORT RECEIVED FOR FISCAL YEAR 2023

SECTION VII - STATE AGENCY EXPENDITURE DATA

FUND TYPE	TOTAL EXPENDITURE	TOTAL SPENT WITH HUBS AMOUNT / %	BLACK AMOUNT / %	HISPANIC AMOUNT / %	WOMAN AMOUNT / %	ASIAN PACIFIC AMOUNT / %	NATIVE AMERICAN AMOUNT / %	SERVICE-DISABLED VETERAN AMOUNT / %
<b>320 - TEXAS WORKFORCE COMMISSION - PROFESSIONAL SERVICES UNADJUSTED GOAL IS 23.7%</b>								
T	\$371,876	\$369,999 / 99.50%	0 / 0%	0 / 0%	\$369,999 / 99.50%	0 / 0%	0 / 0%	0 / 0%
N	0	0 / 0%	0 / 0%	0 / 0%	0 / 0%	0 / 0%	0 / 0%	0 / 0%
S	***	0 / 0%	0 / 0%	0 / 0%	0 / 0%	0 / 0%	0 / 0%	0 / 0%
-TC	0	0 / 0%	0 / 0%	0 / 0%	0 / 0%	0 / 0%	0 / 0%	0 / 0%
-I	0	0 / 0%	0 / 0%	0 / 0%	0 / 0%	0 / 0%	0 / 0%	0 / 0%
	<b>\$371,876</b>	<b>\$369,999 / 99.50%</b>	<b>0 / 0%</b>	<b>0 / 0%</b>	<b>\$369,999 / 99.50%</b>	<b>0 / 0%</b>	<b>0 / 0%</b>	<b>0 / 0%</b>
<b>320 - TEXAS WORKFORCE COMMISSION - OTHER SERVICES UNADJUSTED GOAL IS 26%</b>								
T	\$65,204,873	\$8,581,656 / 13.16%	\$1,727 / 0.00%	\$4,542,325 / 6.97%	\$1,527,129 / 2.34%	\$2,510,476 / 3.85%	0 / 0%	0 / 0%
N	0	0 / 0%	0 / 0%	0 / 0%	0 / 0%	0 / 0%	0 / 0%	0 / 0%
S	***	\$449,336 / 5.76%	0 / 0%	0 / 0%	\$449,336 / 5.76%	0 / 0%	0 / 0%	0 / 0%
-TC	\$184,347	0 / 0%	0 / 0%	0 / 0%	0 / 0%	0 / 0%	0 / 0%	0 / 0%
-I	\$7,312,341	0 / 0%	0 / 0%	0 / 0%	0 / 0%	0 / 0%	0 / 0%	0 / 0%
	<b>\$57,708,186</b>	<b>\$9,030,992 / 18.92%</b>	<b>\$1,727 / 0.00%</b>	<b>\$4,542,325 / 6.97%</b>	<b>\$1,976,464 / 8.10%</b>	<b>\$2,510,476 / 3.85%</b>	<b>0 / 0%</b>	<b>0 / 0%</b>
<b>320 - TEXAS WORKFORCE COMMISSION - COMMODITY PURCHASING UNADJUSTED GOAL IS 21.1%</b>								
T	\$4,182,190	\$431,368 / 10.31%	\$6,277 / 0.15%	\$3,146 / 0.08%	\$372,051 / 8.90%	\$47,686 / 1.14%	0 / 0%	\$2,207 / 0.05%
N	0	0 / 0%	0 / 0%	0 / 0%	0 / 0%	0 / 0%	0 / 0%	0 / 0%
S	***	\$410,632 / 73.90%	0 / 0%	0 / 0%	\$410,632 / 73.90%	0 / 0%	0 / 0%	0 / 0%
-TC	\$39,144	\$686 / 1.75%	\$73 / 0.19%	0 / 0%	\$434 / 1.11%	\$178 / 0.45%	0 / 0%	0 / 0%
-I	\$55	0 / 0%	0 / 0%	0 / 0%	0 / 0%	0 / 0%	0 / 0%	0 / 0%
	<b>\$4,142,991</b>	<b>\$841,315 / 85.97%</b>	<b>\$6,203 / 0.34%</b>	<b>\$3,146 / 0.08%</b>	<b>\$782,249 / 83.91%</b>	<b>\$47,509 / 1.59%</b>	<b>0 / 0%</b>	<b>\$2,207 / 0.05%</b>

\*\*\* DOLLARS REPORTED BUT NOT SHOWN IN THESE COLUMNS. T=TREASURY, N=NON-TREASURY, S=SUBCONTRACTOR FUNDS & PROCUREMENT CARD HUB PURCHASES, TC=TERM CONTRACT, I= INTER GOVERNMENTAL





TEXAS HISTORICALLY UNDERUTILIZED BUSINESS (HUB) SEMI-ANNUAL REPORT RECEIVED FOR FISCAL YEAR 2023

SECTION VII - STATE AGENCY EXPENDITURE DATA

FUND TYPE	TOTAL EXPENDITURE	TOTAL SPENT WITH HUBS AMOUNT / %	BLACK AMOUNT / %	HISPANIC AMOUNT / %	WOMAN AMOUNT / %	ASIAN PACIFIC AMOUNT / %	NATIVE AMERICAN AMOUNT / %	SERVICE-DISABLED VETERAN AMOUNT / %
<b>320 - TEXAS WORKFORCE COMMISSION - Statewide Grand Total Expenditures</b>								
T	\$72,368,863	\$9,599,555 / 13.26%	\$8,003 / 0.01%	\$4,744,778 / 6.56%	\$2,286,404 / 3.16%	\$2,558,163 / 3.53%	0 / 0%	\$2,207 / 0.00%
N	0	0 / 0%	0 / 0%	0 / 0%	0 / 0%	0 / 0%	0 / 0%	0 / 0%
S	***	\$944,173 / 8.72%	0 / 0%	\$4,700 / 0.04%	\$939,473 / 8.67%	0 / 0%	0 / 0%	0 / 0%
-TC	\$223,491	\$686 / 0.31%	\$73 / 0.03%	0 / 0%	\$434 / 0.19%	\$178 / 0.08%	0 / 0%	0 / 0%
-I	\$7,312,396	0 / 0%	0 / 0%	0 / 0%	0 / 0%	0 / 0%	0 / 0%	0 / 0%
	<b>\$64,832,977</b>	<b>\$10,543,043 / 22.29%</b>	<b>\$7,930 / 0.04%</b>	<b>\$4,749,478 / 6.60%</b>	<b>\$3,225,443 / 12.03%</b>	<b>\$2,557,985 / 3.61%</b>	<b>0 / 0%</b>	<b>\$2,207 / 0.00%</b>

\*\*\* DOLLARS REPORTED BUT NOT SHOWN IN THESE COLUMNS. T=TREASURY, N=NON-TREASURY, S=SUBCONTRACTOR FUNDS & PROCUREMENT CARD HUB PURCHASES, TC=TERM CONTRACT, I= INTER GOVERNMENTAL



TEXAS HISTORICALLY UNDERUTILIZED BUSINESS (HUB) SEMI-ANNUAL REPORT RECEIVED FOR FISCAL YEAR 2023

SECTION VII - STATE AGENCY EXPENDITURE DATA

FUND TYPE	TOTAL EXPENDITURE	TOTAL SPENT WITH HUBS AMOUNT / %	BLACK AMOUNT / %	HISPANIC AMOUNT / %	WOMAN AMOUNT / %	ASIAN PACIFIC AMOUNT / %	NATIVE AMERICAN AMOUNT / %	SERVICE-DISABLED VETERAN AMOUNT / %
<b>323 - TEACHER RETIREMENT SYSTEM OF TEXAS - HEAVY CONSTRUCTION UNADJUSTED GOAL IS 11.2%</b>								
T	0	0 / 0%	0 / 0%	0 / 0%	0 / 0%	0 / 0%	0 / 0%	0 / 0%
N	0	0 / 0%	0 / 0%	0 / 0%	0 / 0%	0 / 0%	0 / 0%	0 / 0%
S	***	0 / 0%	0 / 0%	0 / 0%	0 / 0%	0 / 0%	0 / 0%	0 / 0%
-TC	0	0 / 0%	0 / 0%	0 / 0%	0 / 0%	0 / 0%	0 / 0%	0 / 0%
-I	0	0 / 0%	0 / 0%	0 / 0%	0 / 0%	0 / 0%	0 / 0%	0 / 0%
	<b>0</b>	<b>0 / 0%</b>	<b>0 / 0%</b>	<b>0 / 0%</b>	<b>0 / 0%</b>	<b>0 / 0%</b>	<b>0 / 0%</b>	<b>0 / 0%</b>
<b>323 - TEACHER RETIREMENT SYSTEM OF TEXAS - BUILDING CONSTRUCTION UNADJUSTED GOAL IS 21.1%</b>								
T	0	0 / 0%	0 / 0%	0 / 0%	0 / 0%	0 / 0%	0 / 0%	0 / 0%
N	0	0 / 0%	0 / 0%	0 / 0%	0 / 0%	0 / 0%	0 / 0%	0 / 0%
S	***	0 / 0%	0 / 0%	0 / 0%	0 / 0%	0 / 0%	0 / 0%	0 / 0%
-TC	0	0 / 0%	0 / 0%	0 / 0%	0 / 0%	0 / 0%	0 / 0%	0 / 0%
-I	0	0 / 0%	0 / 0%	0 / 0%	0 / 0%	0 / 0%	0 / 0%	0 / 0%
	<b>0</b>	<b>0 / 0%</b>	<b>0 / 0%</b>	<b>0 / 0%</b>	<b>0 / 0%</b>	<b>0 / 0%</b>	<b>0 / 0%</b>	<b>0 / 0%</b>
<b>323 - TEACHER RETIREMENT SYSTEM OF TEXAS - SPECIAL TRADE UNADJUSTED GOAL IS 32.9%</b>								
T	\$1,093,666	\$869,574 / 79.51%	0 / 0%	\$837,259 / 76.56%	\$32,314 / 2.95%	0 / 0%	0 / 0%	0 / 0%
N	0	0 / 0%	0 / 0%	0 / 0%	0 / 0%	0 / 0%	0 / 0%	0 / 0%
S	***	0 / 0%	0 / 0%	0 / 0%	0 / 0%	0 / 0%	0 / 0%	0 / 0%
-TC	0	0 / 0%	0 / 0%	0 / 0%	0 / 0%	0 / 0%	0 / 0%	0 / 0%
-I	0	0 / 0%	0 / 0%	0 / 0%	0 / 0%	0 / 0%	0 / 0%	0 / 0%
	<b>\$1,093,666</b>	<b>\$869,574 / 79.51%</b>	<b>0 / 0%</b>	<b>\$837,259 / 76.56%</b>	<b>\$32,314 / 2.95%</b>	<b>0 / 0%</b>	<b>0 / 0%</b>	<b>0 / 0%</b>

\*\*\* DOLLARS REPORTED BUT NOT SHOWN IN THESE COLUMNS. T=TREASURY, N=NON-TREASURY, S=SUBCONTRACTOR FUNDS & PROCUREMENT CARD HUB PURCHASES, TC=TERM CONTRACT, I= INTER GOVERNMENT



TEXAS HISTORICALLY UNDERUTILIZED BUSINESS (HUB) SEMI-ANNUAL REPORT RECEIVED FOR FISCAL YEAR 2023

SECTION VII - STATE AGENCY EXPENDITURE DATA

FUND TYPE	TOTAL EXPENDITURE	TOTAL SPENT WITH HUBS AMOUNT / %	BLACK AMOUNT / %	HISPANIC AMOUNT / %	WOMAN AMOUNT / %	ASIAN PACIFIC AMOUNT / %	NATIVE AMERICAN AMOUNT / %	SERVICE-DISABLED VETERAN AMOUNT / %
<b>323 - TEACHER RETIREMENT SYSTEM OF TEXAS - PROFESSIONAL SERVICES UNADJUSTED GOAL IS 23.7%</b>								
T	\$1,403,778	0 / 0%	0 / 0%	0 / 0%	0 / 0%	0 / 0%	0 / 0%	0 / 0%
N	0	0 / 0%	0 / 0%	0 / 0%	0 / 0%	0 / 0%	0 / 0%	0 / 0%
S	***	0 / 0%	0 / 0%	0 / 0%	0 / 0%	0 / 0%	0 / 0%	0 / 0%
-TC	0	0 / 0%	0 / 0%	0 / 0%	0 / 0%	0 / 0%	0 / 0%	0 / 0%
-I	0	0 / 0%	0 / 0%	0 / 0%	0 / 0%	0 / 0%	0 / 0%	0 / 0%
	<b>\$1,403,778</b>	<b>0 / 0%</b>	<b>0 / 0%</b>	<b>0 / 0%</b>	<b>0 / 0%</b>	<b>0 / 0%</b>	<b>0 / 0%</b>	<b>0 / 0%</b>

<b>323 - TEACHER RETIREMENT SYSTEM OF TEXAS - OTHER SERVICES UNADJUSTED GOAL IS 26%</b>								
T	\$20,561,390	\$6,326,770 / 30.77%	\$435,339 / 2.12%	\$1,891,247 / 9.20%	\$2,626,537 / 12.77%	\$1,073,894 / 5.22%	\$299,752 / 1.46%	0 / 0%
N	0	0 / 0%	0 / 0%	0 / 0%	0 / 0%	0 / 0%	0 / 0%	0 / 0%
S	***	0 / 0%	0 / 0%	0 / 0%	0 / 0%	0 / 0%	0 / 0%	0 / 0%
-TC	0	0 / 0%	0 / 0%	0 / 0%	0 / 0%	0 / 0%	0 / 0%	0 / 0%
-I	0	0 / 0%	0 / 0%	0 / 0%	0 / 0%	0 / 0%	0 / 0%	0 / 0%
	<b>\$20,561,390</b>	<b>\$6,326,770 / 30.77%</b>	<b>\$435,339 / 2.12%</b>	<b>\$1,891,247 / 9.20%</b>	<b>\$2,626,537 / 12.77%</b>	<b>\$1,073,894 / 5.22%</b>	<b>\$299,752 / 1.46%</b>	<b>0 / 0%</b>

<b>323 - TEACHER RETIREMENT SYSTEM OF TEXAS - COMMODITY PURCHASING UNADJUSTED GOAL IS 21.1%</b>								
T	\$1,905,491	\$224,106 / 11.76%	0 / 0%	\$23,354 / 1.23%	\$152,845 / 8.02%	\$47,907 / 2.51%	0 / 0%	0 / 0%
N	0	0 / 0%	0 / 0%	0 / 0%	0 / 0%	0 / 0%	0 / 0%	0 / 0%
S	***	0 / 0%	0 / 0%	0 / 0%	0 / 0%	0 / 0%	0 / 0%	0 / 0%
-TC	0	0 / 0%	0 / 0%	0 / 0%	0 / 0%	0 / 0%	0 / 0%	0 / 0%
-I	0	0 / 0%	0 / 0%	0 / 0%	0 / 0%	0 / 0%	0 / 0%	0 / 0%
	<b>\$1,905,491</b>	<b>\$224,106 / 11.76%</b>	<b>0 / 0%</b>	<b>\$23,354 / 1.23%</b>	<b>\$152,845 / 8.02%</b>	<b>\$47,907 / 2.51%</b>	<b>0 / 0%</b>	<b>0 / 0%</b>

\*\*\* DOLLARS REPORTED BUT NOT SHOWN IN THESE COLUMNS. T=TREASURY, N=NON-TREASURY, S=SUBCONTRACTOR FUNDS & PROCUREMENT CARD HUB PURCHASES, TC=TERM CONTRACT, I= INTER GOVERNMENT



TEXAS HISTORICALLY UNDERUTILIZED BUSINESS (HUB) SEMI-ANNUAL REPORT RECEIVED FOR FISCAL YEAR 2023

SECTION VII - STATE AGENCY EXPENDITURE DATA

FUND TYPE	TOTAL EXPENDITURE	TOTAL SPENT WITH HUBS AMOUNT / %	BLACK AMOUNT / %	HISPANIC AMOUNT / %	WOMAN AMOUNT / %	ASIAN PACIFIC AMOUNT / %	NATIVE AMERICAN AMOUNT / %	SERVICE-DISABLED VETERAN AMOUNT / %
<b>323 - TEACHER RETIREMENT SYSTEM OF TEXAS - Statewide Grand Total Expenditures</b>								
T	\$24,964,324	\$7,420,450 / 29.72%	\$435,339 / 1.74%	\$2,751,861 / 11.02%	\$2,811,696 / 11.26%	\$1,121,802 / 4.49%	\$299,752 / 1.20%	0 / 0%
N	0	0 / 0%	0 / 0%	0 / 0%	0 / 0%	0 / 0%	0 / 0%	0 / 0%
S	***	0 / 0%	0 / 0%	0 / 0%	0 / 0%	0 / 0%	0 / 0%	0 / 0%
-TC	0	0 / 0%	0 / 0%	0 / 0%	0 / 0%	0 / 0%	0 / 0%	0 / 0%
-I	0	0 / 0%	0 / 0%	0 / 0%	0 / 0%	0 / 0%	0 / 0%	0 / 0%
	<b>\$24,964,324</b>	<b>\$7,420,450 / 29.72%</b>	<b>\$435,339 / 1.74%</b>	<b>\$2,751,861 / 11.02%</b>	<b>\$2,811,696 / 11.26%</b>	<b>\$1,121,802 / 4.49%</b>	<b>\$299,752 / 1.20%</b>	<b>0 / 0%</b>

\*\*\* DOLLARS REPORTED BUT NOT SHOWN IN THESE COLUMNS. T=TREASURY, N=NON-TREASURY, S=SUBCONTRACTOR FUNDS & PROCUREMENT CARD HUB PURCHASES, TC=TERM CONTRACT, I= INTER GOVERNMENTAL



TEXAS HISTORICALLY UNDERUTILIZED BUSINESS (HUB) SEMI-ANNUAL REPORT RECEIVED FOR FISCAL YEAR 2023

SECTION VII - STATE AGENCY EXPENDITURE DATA

FUND TYPE	TOTAL EXPENDITURE	TOTAL SPENT WITH HUBS AMOUNT / %	BLACK AMOUNT / %	HISPANIC AMOUNT / %	WOMAN AMOUNT / %	ASIAN PACIFIC AMOUNT / %	NATIVE AMERICAN AMOUNT / %	SERVICE-DISABLED VETERAN AMOUNT / %
-----------	-------------------	----------------------------------	------------------	---------------------	------------------	--------------------------	----------------------------	-------------------------------------

326 - TX EMERGENCY SVCS RETIREMENT SYST - HEAVY CONSTRUCTION UNADJUSTED GOAL IS 11.2%

T	0	0 / 0%	0 / 0%	0 / 0%	0 / 0%	0 / 0%	0 / 0%	0 / 0%
N	0	0 / 0%	0 / 0%	0 / 0%	0 / 0%	0 / 0%	0 / 0%	0 / 0%
S	***	0 / 0%	0 / 0%	0 / 0%	0 / 0%	0 / 0%	0 / 0%	0 / 0%
-TC	0	0 / 0%	0 / 0%	0 / 0%	0 / 0%	0 / 0%	0 / 0%	0 / 0%
-I	0	0 / 0%	0 / 0%	0 / 0%	0 / 0%	0 / 0%	0 / 0%	0 / 0%
	<b>0</b>	<b>0 / 0%</b>	<b>0 / 0%</b>	<b>0 / 0%</b>	<b>0 / 0%</b>	<b>0 / 0%</b>	<b>0 / 0%</b>	<b>0 / 0%</b>

326 - TX EMERGENCY SVCS RETIREMENT SYST - BUILDING CONSTRUCTION UNADJUSTED GOAL IS 21.1%

T	0	0 / 0%	0 / 0%	0 / 0%	0 / 0%	0 / 0%	0 / 0%	0 / 0%
N	0	0 / 0%	0 / 0%	0 / 0%	0 / 0%	0 / 0%	0 / 0%	0 / 0%
S	***	0 / 0%	0 / 0%	0 / 0%	0 / 0%	0 / 0%	0 / 0%	0 / 0%
-TC	0	0 / 0%	0 / 0%	0 / 0%	0 / 0%	0 / 0%	0 / 0%	0 / 0%
-I	0	0 / 0%	0 / 0%	0 / 0%	0 / 0%	0 / 0%	0 / 0%	0 / 0%
	<b>0</b>	<b>0 / 0%</b>	<b>0 / 0%</b>	<b>0 / 0%</b>	<b>0 / 0%</b>	<b>0 / 0%</b>	<b>0 / 0%</b>	<b>0 / 0%</b>

326 - TX EMERGENCY SVCS RETIREMENT SYST - SPECIAL TRADE UNADJUSTED GOAL IS 32.9%

T	0	0 / 0%	0 / 0%	0 / 0%	0 / 0%	0 / 0%	0 / 0%	0 / 0%
N	0	0 / 0%	0 / 0%	0 / 0%	0 / 0%	0 / 0%	0 / 0%	0 / 0%
S	***	0 / 0%	0 / 0%	0 / 0%	0 / 0%	0 / 0%	0 / 0%	0 / 0%
-TC	0	0 / 0%	0 / 0%	0 / 0%	0 / 0%	0 / 0%	0 / 0%	0 / 0%
-I	0	0 / 0%	0 / 0%	0 / 0%	0 / 0%	0 / 0%	0 / 0%	0 / 0%
	<b>0</b>	<b>0 / 0%</b>	<b>0 / 0%</b>	<b>0 / 0%</b>	<b>0 / 0%</b>	<b>0 / 0%</b>	<b>0 / 0%</b>	<b>0 / 0%</b>

\*\*\* DOLLARS REPORTED BUT NOT SHOWN IN THESE COLUMNS. T=TREASURY, N=NON-TREASURY, S=SUBCONTRACTOR FUNDS & PROCUREMENT CARD HUB PURCHASES, TC=TERM CONTRACT, I= INTER GOVERNMENT



TEXAS HISTORICALLY UNDERUTILIZED BUSINESS (HUB) SEMI-ANNUAL REPORT RECEIVED FOR FISCAL YEAR 2023

SECTION VII - STATE AGENCY EXPENDITURE DATA

FUND TYPE	TOTAL EXPENDITURE	TOTAL SPENT WITH HUBS AMOUNT / %	BLACK AMOUNT / %	HISPANIC AMOUNT / %	WOMAN AMOUNT / %	ASIAN PACIFIC AMOUNT / %	NATIVE AMERICAN AMOUNT / %	SERVICE-DISABLED VETERAN AMOUNT / %
-----------	-------------------	----------------------------------	------------------	---------------------	------------------	--------------------------	----------------------------	-------------------------------------

326 - TX EMERGENCY SVCS RETIREMENT SYST - PROFESSIONAL SERVICES UNADJUSTED GOAL IS 23.7%

T	\$102,557	0 / 0%	0 / 0%	0 / 0%	0 / 0%	0 / 0%	0 / 0%	0 / 0%
N	0	0 / 0%	0 / 0%	0 / 0%	0 / 0%	0 / 0%	0 / 0%	0 / 0%
S	***	0 / 0%	0 / 0%	0 / 0%	0 / 0%	0 / 0%	0 / 0%	0 / 0%
-TC	0	0 / 0%	0 / 0%	0 / 0%	0 / 0%	0 / 0%	0 / 0%	0 / 0%
-I	0	0 / 0%	0 / 0%	0 / 0%	0 / 0%	0 / 0%	0 / 0%	0 / 0%
	<b>\$102,557</b>	<b>0 / 0%</b>	<b>0 / 0%</b>	<b>0 / 0%</b>	<b>0 / 0%</b>	<b>0 / 0%</b>	<b>0 / 0%</b>	<b>0 / 0%</b>

326 - TX EMERGENCY SVCS RETIREMENT SYST - OTHER SERVICES UNADJUSTED GOAL IS 26%

T	\$278,389	\$43,949 / 15.79%	0 / 0%	\$16,020 / 5.75%	\$25,243 / 9.07%	\$2,685 / 0.96%	0 / 0%	0 / 0%
N	0	0 / 0%	0 / 0%	0 / 0%	0 / 0%	0 / 0%	0 / 0%	0 / 0%
S	***	0 / 0%	0 / 0%	0 / 0%	0 / 0%	0 / 0%	0 / 0%	0 / 0%
-TC	\$530	0 / 0%	0 / 0%	0 / 0%	0 / 0%	0 / 0%	0 / 0%	0 / 0%
-I	0	0 / 0%	0 / 0%	0 / 0%	0 / 0%	0 / 0%	0 / 0%	0 / 0%
	<b>\$277,859</b>	<b>\$43,949 / 15.79%</b>	<b>0 / 0%</b>	<b>\$16,020 / 5.75%</b>	<b>\$25,243 / 9.07%</b>	<b>\$2,685 / 0.96%</b>	<b>0 / 0%</b>	<b>0 / 0%</b>

326 - TX EMERGENCY SVCS RETIREMENT SYST - COMMODITY PURCHASING UNADJUSTED GOAL IS 21.1%

T	\$20,025	\$11,224 / 56.05%	0 / 0%	0 / 0%	\$7,529 / 37.60%	\$3,695 / 18.45%	0 / 0%	0 / 0%
N	0	0 / 0%	0 / 0%	0 / 0%	0 / 0%	0 / 0%	0 / 0%	0 / 0%
S	***	0 / 0%	0 / 0%	0 / 0%	0 / 0%	0 / 0%	0 / 0%	0 / 0%
-TC	\$1,920	0 / 0%	0 / 0%	0 / 0%	0 / 0%	0 / 0%	0 / 0%	0 / 0%
-I	0	0 / 0%	0 / 0%	0 / 0%	0 / 0%	0 / 0%	0 / 0%	0 / 0%
	<b>\$18,105</b>	<b>\$11,224 / 56.05%</b>	<b>0 / 0%</b>	<b>0 / 0%</b>	<b>\$7,529 / 37.60%</b>	<b>\$3,695 / 18.45%</b>	<b>0 / 0%</b>	<b>0 / 0%</b>

\*\*\* DOLLARS REPORTED BUT NOT SHOWN IN THESE COLUMNS. T=TREASURY, N=NON-TREASURY, S=SUBCONTRACTOR FUNDS & PROCUREMENT CARD HUB PURCHASES, TC=TERM CONTRACT, I= INTER GOVERNMENTAL



TEXAS HISTORICALLY UNDERUTILIZED BUSINESS (HUB) SEMI-ANNUAL REPORT RECEIVED FOR FISCAL YEAR 2023

SECTION VII - STATE AGENCY EXPENDITURE DATA

FUND TYPE	TOTAL EXPENDITURE	TOTAL SPENT WITH HUBS AMOUNT / %	BLACK AMOUNT / %	HISPANIC AMOUNT / %	WOMAN AMOUNT / %	ASIAN PACIFIC AMOUNT / %	NATIVE AMERICAN AMOUNT / %	SERVICE-DISABLED VETERAN AMOUNT / %
<b>326 - TX EMERGENCY SVCS RETIREMENT SYST - Statewide Grand Total Expenditures</b>								
T	\$400,971	\$55,173 / 13.76%	0 / 0%	\$16,020 / 4.00%	\$32,772 / 8.17%	\$6,380 / 1.59%	0 / 0%	0 / 0%
N	0	0 / 0%	0 / 0%	0 / 0%	0 / 0%	0 / 0%	0 / 0%	0 / 0%
S	***	0 / 0%	0 / 0%	0 / 0%	0 / 0%	0 / 0%	0 / 0%	0 / 0%
-TC	\$2,450	0 / 0%	0 / 0%	0 / 0%	0 / 0%	0 / 0%	0 / 0%	0 / 0%
-I	0	0 / 0%	0 / 0%	0 / 0%	0 / 0%	0 / 0%	0 / 0%	0 / 0%
	<b>\$398,521</b>	<b>\$55,173 / 13.76%</b>	<b>0 / 0%</b>	<b>\$16,020 / 4.00%</b>	<b>\$32,772 / 8.17%</b>	<b>\$6,380 / 1.59%</b>	<b>0 / 0%</b>	<b>0 / 0%</b>

\*\*\* DOLLARS REPORTED BUT NOT SHOWN IN THESE COLUMNS. T=TREASURY, N=NON-TREASURY, S=SUBCONTRACTOR FUNDS & PROCUREMENT CARD HUB PURCHASES, TC=TERM CONTRACT, I= INTER GOVERNMENTAL



TEXAS HISTORICALLY UNDERUTILIZED BUSINESS (HUB) SEMI-ANNUAL REPORT RECEIVED FOR FISCAL YEAR 2023

SECTION VII - STATE AGENCY EXPENDITURE DATA

FUND TYPE	TOTAL EXPENDITURE	TOTAL SPENT WITH HUBS AMOUNT / %	BLACK AMOUNT / %	HISPANIC AMOUNT / %	WOMAN AMOUNT / %	ASIAN PACIFIC AMOUNT / %	NATIVE AMERICAN AMOUNT / %	SERVICE-DISABLED VETERAN AMOUNT / %
-----------	-------------------	----------------------------------	------------------	---------------------	------------------	--------------------------	----------------------------	-------------------------------------

327 - EMPLOYEES RETIREMENT SYSTEM - HEAVY CONSTRUCTION UNADJUSTED GOAL IS 11.2%

T	0	0 / 0%	0 / 0%	0 / 0%	0 / 0%	0 / 0%	0 / 0%	0 / 0%
N	0	0 / 0%	0 / 0%	0 / 0%	0 / 0%	0 / 0%	0 / 0%	0 / 0%
S	***	0 / 0%	0 / 0%	0 / 0%	0 / 0%	0 / 0%	0 / 0%	0 / 0%
-TC	0	0 / 0%	0 / 0%	0 / 0%	0 / 0%	0 / 0%	0 / 0%	0 / 0%
-I	0	0 / 0%	0 / 0%	0 / 0%	0 / 0%	0 / 0%	0 / 0%	0 / 0%
	<b>0</b>	<b>0 / 0%</b>	<b>0 / 0%</b>	<b>0 / 0%</b>	<b>0 / 0%</b>	<b>0 / 0%</b>	<b>0 / 0%</b>	<b>0 / 0%</b>

327 - EMPLOYEES RETIREMENT SYSTEM - BUILDING CONSTRUCTION UNADJUSTED GOAL IS 21.1%

T	\$374,705	\$55,282 / 14.75%	0 / 0%	0 / 0%	\$14,944 / 3.99%	0 / 0%	0 / 0%	\$40,338 / 10.77%
N	0	0 / 0%	0 / 0%	0 / 0%	0 / 0%	0 / 0%	0 / 0%	0 / 0%
S	***	\$204,537 / 56.85%	0 / 0%	\$17,639 / 4.90%	\$25,578 / 7.11%	\$161,320 / 44.84%	0 / 0%	0 / 0%
-TC	\$1,350	0 / 0%	0 / 0%	0 / 0%	0 / 0%	0 / 0%	0 / 0%	0 / 0%
-I	0	0 / 0%	0 / 0%	0 / 0%	0 / 0%	0 / 0%	0 / 0%	0 / 0%
	<b>\$373,355</b>	<b>\$259,818 / 71.61%</b>	<b>0 / 0%</b>	<b>\$17,639 / 4.90%</b>	<b>\$40,522 / 11.10%</b>	<b>\$161,320 / 44.84%</b>	<b>0 / 0%</b>	<b>\$40,338 / 10.77%</b>

327 - EMPLOYEES RETIREMENT SYSTEM - SPECIAL TRADE UNADJUSTED GOAL IS 32.9%

T	\$58,215	\$11,892 / 20.43%	0 / 0%	\$8,482 / 14.57%	0 / 0%	\$3,410 / 5.86%	0 / 0%	0 / 0%
N	0	0 / 0%	0 / 0%	0 / 0%	0 / 0%	0 / 0%	0 / 0%	0 / 0%
S	***	0 / 0%	0 / 0%	0 / 0%	0 / 0%	0 / 0%	0 / 0%	0 / 0%
-TC	0	0 / 0%	0 / 0%	0 / 0%	0 / 0%	0 / 0%	0 / 0%	0 / 0%
-I	0	0 / 0%	0 / 0%	0 / 0%	0 / 0%	0 / 0%	0 / 0%	0 / 0%
	<b>\$58,215</b>	<b>\$11,892 / 20.43%</b>	<b>0 / 0%</b>	<b>\$8,482 / 14.57%</b>	<b>0 / 0%</b>	<b>\$3,410 / 5.86%</b>	<b>0 / 0%</b>	<b>0 / 0%</b>

\*\*\* DOLLARS REPORTED BUT NOT SHOWN IN THESE COLUMNS. T=TREASURY, N=NON-TREASURY, S=SUBCONTRACTOR FUNDS & PROCUREMENT CARD HUB PURCHASES, TC=TERM CONTRACT, I= INTER GOVERNMENT





TEXAS HISTORICALLY UNDERUTILIZED BUSINESS (HUB) SEMI-ANNUAL REPORT RECEIVED FOR FISCAL YEAR 2023

SECTION VII - STATE AGENCY EXPENDITURE DATA

FUND TYPE	TOTAL EXPENDITURE	TOTAL SPENT WITH HUBS AMOUNT / %	BLACK AMOUNT / %	HISPANIC AMOUNT / %	WOMAN AMOUNT / %	ASIAN PACIFIC AMOUNT / %	NATIVE AMERICAN AMOUNT / %	SERVICE-DISABLED VETERAN AMOUNT / %
-----------	-------------------	----------------------------------	------------------	---------------------	------------------	--------------------------	----------------------------	-------------------------------------

327 - EMPLOYEES RETIREMENT SYSTEM - PROFESSIONAL SERVICES UNADJUSTED GOAL IS 23.7%

T	\$1,810,793	0 / 0%	0 / 0%	0 / 0%	0 / 0%	0 / 0%	0 / 0%	0 / 0%
N	0	0 / 0%	0 / 0%	0 / 0%	0 / 0%	0 / 0%	0 / 0%	0 / 0%
S	***	0 / 0%	0 / 0%	0 / 0%	0 / 0%	0 / 0%	0 / 0%	0 / 0%
-TC	0	0 / 0%	0 / 0%	0 / 0%	0 / 0%	0 / 0%	0 / 0%	0 / 0%
-I	0	0 / 0%	0 / 0%	0 / 0%	0 / 0%	0 / 0%	0 / 0%	0 / 0%
	<b>\$1,810,793</b>	<b>0 / 0%</b>	<b>0 / 0%</b>	<b>0 / 0%</b>	<b>0 / 0%</b>	<b>0 / 0%</b>	<b>0 / 0%</b>	<b>0 / 0%</b>

327 - EMPLOYEES RETIREMENT SYSTEM - OTHER SERVICES UNADJUSTED GOAL IS 26%

T	\$13,350,565	\$3,775,398 / 28.28%	\$204,356 / 1.53%	\$856,601 / 6.42%	\$1,663,685 / 12.46%	\$991,034 / 7.42%	0 / 0%	\$59,723 / 0.45%
N	0	0 / 0%	0 / 0%	0 / 0%	0 / 0%	0 / 0%	0 / 0%	0 / 0%
S	***	\$3,940 / 3.14%	0 / 0%	0 / 0%	0 / 0%	\$3,940 / 3.14%	0 / 0%	0 / 0%
-TC	\$43,792	0 / 0%	0 / 0%	0 / 0%	0 / 0%	0 / 0%	0 / 0%	0 / 0%
-I	\$43,673	0 / 0%	0 / 0%	0 / 0%	0 / 0%	0 / 0%	0 / 0%	0 / 0%
	<b>\$13,263,100</b>	<b>\$3,779,338 / 31.42%</b>	<b>\$204,356 / 1.53%</b>	<b>\$856,601 / 6.42%</b>	<b>\$1,663,685 / 12.46%</b>	<b>\$994,974 / 10.56%</b>	<b>0 / 0%</b>	<b>\$59,723 / 0.45%</b>

327 - EMPLOYEES RETIREMENT SYSTEM - COMMODITY PURCHASING UNADJUSTED GOAL IS 21.1%

T	\$1,172,409	\$408,536 / 34.85%	\$27,703 / 2.36%	\$225,713 / 19.25%	\$128,870 / 10.99%	\$26,250 / 2.24%	0 / 0%	0 / 0%
N	0	0 / 0%	0 / 0%	0 / 0%	0 / 0%	0 / 0%	0 / 0%	0 / 0%
S	***	\$6,743 / 14.28%	0 / 0%	0 / 0%	0 / 0%	\$6,743 / 14.28%	0 / 0%	0 / 0%
-TC	\$7,938	\$32 / 0.40%	0 / 0%	0 / 0%	\$32 / 0.40%	0 / 0%	0 / 0%	0 / 0%
-I	0	0 / 0%	0 / 0%	0 / 0%	0 / 0%	0 / 0%	0 / 0%	0 / 0%
	<b>\$1,164,471</b>	<b>\$415,248 / 49.52%</b>	<b>\$27,703 / 2.36%</b>	<b>\$225,713 / 19.25%</b>	<b>\$128,839 / 11.39%</b>	<b>\$32,993 / 16.52%</b>	<b>0 / 0%</b>	<b>0 / 0%</b>

\*\*\* DOLLARS REPORTED BUT NOT SHOWN IN THESE COLUMNS. T=TREASURY, N=NON-TREASURY, S=SUBCONTRACTOR FUNDS & PROCUREMENT CARD HUB PURCHASES, TC=TERM CONTRACT, I= INTER GOVERNMENT



TEXAS HISTORICALLY UNDERUTILIZED BUSINESS (HUB) SEMI-ANNUAL REPORT RECEIVED FOR FISCAL YEAR 2023

SECTION VII - STATE AGENCY EXPENDITURE DATA

FUND TYPE	TOTAL EXPENDITURE	TOTAL SPENT WITH HUBS AMOUNT / %	BLACK AMOUNT / %	HISPANIC AMOUNT / %	WOMAN AMOUNT / %	ASIAN PACIFIC AMOUNT / %	NATIVE AMERICAN AMOUNT / %	SERVICE-DISABLED VETERAN AMOUNT / %
<b>327 - EMPLOYEES RETIREMENT SYSTEM - Statewide Grand Total Expenditures</b>								
T	\$16,766,687	\$4,251,108 / 25.35%	\$232,058 / 1.38%	\$1,090,795 / 6.51%	\$1,807,499 / 10.78%	\$1,020,695 / 6.09%	0 / 0%	\$100,060 / 0.60%
N	0	0 / 0%	0 / 0%	0 / 0%	0 / 0%	0 / 0%	0 / 0%	0 / 0%
S	***	\$215,220 / 40.41%	0 / 0%	\$17,639 / 3.31%	\$25,578 / 4.80%	\$172,003 / 32.30%	0 / 0%	0 / 0%
-TC	\$53,080	\$32 / 0.06%	0 / 0%	0 / 0%	\$32 / 0.06%	0 / 0%	0 / 0%	0 / 0%
-I	\$43,673	0 / 0%	0 / 0%	0 / 0%	0 / 0%	0 / 0%	0 / 0%	0 / 0%
	<b>\$16,669,934</b>	<b>\$4,466,296 / 65.82%</b>	<b>\$232,058 / 1.38%</b>	<b>\$1,108,434 / 9.82%</b>	<b>\$1,833,046 / 15.64%</b>	<b>\$1,192,698 / 38.38%</b>	<b>0 / 0%</b>	<b>\$100,060 / 0.60%</b>

\*\*\* DOLLARS REPORTED BUT NOT SHOWN IN THESE COLUMNS. T=TREASURY, N=NON-TREASURY, S=SUBCONTRACTOR FUNDS & PROCUREMENT CARD HUB PURCHASES, TC=TERM CONTRACT, I= INTER GOVERNMENTAL



TEXAS HISTORICALLY UNDERUTILIZED BUSINESS (HUB) SEMI-ANNUAL REPORT RECEIVED FOR FISCAL YEAR 2023

SECTION VII - STATE AGENCY EXPENDITURE DATA

FUND TYPE	TOTAL EXPENDITURE	TOTAL SPENT WITH HUBS AMOUNT / %	BLACK AMOUNT / %	HISPANIC AMOUNT / %	WOMAN AMOUNT / %	ASIAN PACIFIC AMOUNT / %	NATIVE AMERICAN AMOUNT / %	SERVICE-DISABLED VETERAN AMOUNT / %
-----------	-------------------	----------------------------------	------------------	---------------------	------------------	--------------------------	----------------------------	-------------------------------------

329 - REAL ESTATE COMMISSION - HEAVY CONSTRUCTION UNADJUSTED GOAL IS 11.2%

T	0	0 / 0%	0 / 0%	0 / 0%	0 / 0%	0 / 0%	0 / 0%	0 / 0%
N	0	0 / 0%	0 / 0%	0 / 0%	0 / 0%	0 / 0%	0 / 0%	0 / 0%
S	***	0 / 0%	0 / 0%	0 / 0%	0 / 0%	0 / 0%	0 / 0%	0 / 0%
-TC	0	0 / 0%	0 / 0%	0 / 0%	0 / 0%	0 / 0%	0 / 0%	0 / 0%
-I	0	0 / 0%	0 / 0%	0 / 0%	0 / 0%	0 / 0%	0 / 0%	0 / 0%
	<b>0</b>	<b>0 / 0%</b>	<b>0 / 0%</b>	<b>0 / 0%</b>	<b>0 / 0%</b>	<b>0 / 0%</b>	<b>0 / 0%</b>	<b>0 / 0%</b>

329 - REAL ESTATE COMMISSION - BUILDING CONSTRUCTION UNADJUSTED GOAL IS 21.1%

T	0	0 / 0%	0 / 0%	0 / 0%	0 / 0%	0 / 0%	0 / 0%	0 / 0%
N	0	0 / 0%	0 / 0%	0 / 0%	0 / 0%	0 / 0%	0 / 0%	0 / 0%
S	***	0 / 0%	0 / 0%	0 / 0%	0 / 0%	0 / 0%	0 / 0%	0 / 0%
-TC	0	0 / 0%	0 / 0%	0 / 0%	0 / 0%	0 / 0%	0 / 0%	0 / 0%
-I	0	0 / 0%	0 / 0%	0 / 0%	0 / 0%	0 / 0%	0 / 0%	0 / 0%
	<b>0</b>	<b>0 / 0%</b>	<b>0 / 0%</b>	<b>0 / 0%</b>	<b>0 / 0%</b>	<b>0 / 0%</b>	<b>0 / 0%</b>	<b>0 / 0%</b>

329 - REAL ESTATE COMMISSION - SPECIAL TRADE UNADJUSTED GOAL IS 32.9%

T	0	0 / 0%	0 / 0%	0 / 0%	0 / 0%	0 / 0%	0 / 0%	0 / 0%
N	0	0 / 0%	0 / 0%	0 / 0%	0 / 0%	0 / 0%	0 / 0%	0 / 0%
S	***	0 / 0%	0 / 0%	0 / 0%	0 / 0%	0 / 0%	0 / 0%	0 / 0%
-TC	0	0 / 0%	0 / 0%	0 / 0%	0 / 0%	0 / 0%	0 / 0%	0 / 0%
-I	0	0 / 0%	0 / 0%	0 / 0%	0 / 0%	0 / 0%	0 / 0%	0 / 0%
	<b>0</b>	<b>0 / 0%</b>	<b>0 / 0%</b>	<b>0 / 0%</b>	<b>0 / 0%</b>	<b>0 / 0%</b>	<b>0 / 0%</b>	<b>0 / 0%</b>

\*\*\* DOLLARS REPORTED BUT NOT SHOWN IN THESE COLUMNS. T=TREASURY, N=NON-TREASURY, S=SUBCONTRACTOR FUNDS & PROCUREMENT CARD HUB PURCHASES, TC=TERM CONTRACT, I= INTER GOVERNMENTAL



TEXAS HISTORICALLY UNDERUTILIZED BUSINESS (HUB) SEMI-ANNUAL REPORT RECEIVED FOR FISCAL YEAR 2023

SECTION VII - STATE AGENCY EXPENDITURE DATA

FUND TYPE	TOTAL EXPENDITURE	TOTAL SPENT WITH HUBS AMOUNT / %	BLACK AMOUNT / %	HISPANIC AMOUNT / %	WOMAN AMOUNT / %	ASIAN PACIFIC AMOUNT / %	NATIVE AMERICAN AMOUNT / %	SERVICE-DISABLED VETERAN AMOUNT / %
-----------	-------------------	----------------------------------	------------------	---------------------	------------------	--------------------------	----------------------------	-------------------------------------

329 - REAL ESTATE COMMISSION - PROFESSIONAL SERVICES UNADJUSTED GOAL IS 23.7%

T	\$5,244	\$5,244 / 100.00%	\$5,244 / 100.00%	0 / 0%	0 / 0%	0 / 0%	0 / 0%	0 / 0%
N	0	0 / 0%	0 / 0%	0 / 0%	0 / 0%	0 / 0%	0 / 0%	0 / 0%
S	***	0 / 0%	0 / 0%	0 / 0%	0 / 0%	0 / 0%	0 / 0%	0 / 0%
-TC	0	0 / 0%	0 / 0%	0 / 0%	0 / 0%	0 / 0%	0 / 0%	0 / 0%
-I	0	0 / 0%	0 / 0%	0 / 0%	0 / 0%	0 / 0%	0 / 0%	0 / 0%
	<b>\$5,244</b>	<b>\$5,244 / 100.00%</b>	<b>\$5,244 / 100.00%</b>	<b>0 / 0%</b>	<b>0 / 0%</b>	<b>0 / 0%</b>	<b>0 / 0%</b>	<b>0 / 0%</b>

329 - REAL ESTATE COMMISSION - OTHER SERVICES UNADJUSTED GOAL IS 26%

T	\$562,068	\$281,558 / 50.09%	\$7,411 / 1.32%	\$27,155 / 4.83%	\$243,017 / 43.24%	\$3,976 / 0.71%	0 / 0%	0 / 0%
N	0	0 / 0%	0 / 0%	0 / 0%	0 / 0%	0 / 0%	0 / 0%	0 / 0%
S	***	0 / 0%	0 / 0%	0 / 0%	0 / 0%	0 / 0%	0 / 0%	0 / 0%
-TC	\$430	0 / 0%	0 / 0%	0 / 0%	0 / 0%	0 / 0%	0 / 0%	0 / 0%
-I	0	0 / 0%	0 / 0%	0 / 0%	0 / 0%	0 / 0%	0 / 0%	0 / 0%
	<b>\$561,638</b>	<b>\$281,558 / 50.09%</b>	<b>\$7,411 / 1.32%</b>	<b>\$27,155 / 4.83%</b>	<b>\$243,017 / 43.24%</b>	<b>\$3,976 / 0.71%</b>	<b>0 / 0%</b>	<b>0 / 0%</b>

329 - REAL ESTATE COMMISSION - COMMODITY PURCHASING UNADJUSTED GOAL IS 21.1%

T	\$273,282	\$245,195 / 89.72%	\$116,198 / 42.52%	\$2,693 / 0.99%	\$110,366 / 40.39%	\$15,938 / 5.83%	0 / 0%	0 / 0%
N	0	0 / 0%	0 / 0%	0 / 0%	0 / 0%	0 / 0%	0 / 0%	0 / 0%
S	***	0 / 0%	0 / 0%	0 / 0%	0 / 0%	0 / 0%	0 / 0%	0 / 0%
-TC	\$57	0 / 0%	0 / 0%	0 / 0%	0 / 0%	0 / 0%	0 / 0%	0 / 0%
-I	0	0 / 0%	0 / 0%	0 / 0%	0 / 0%	0 / 0%	0 / 0%	0 / 0%
	<b>\$273,225</b>	<b>\$245,195 / 89.72%</b>	<b>\$116,198 / 42.52%</b>	<b>\$2,693 / 0.99%</b>	<b>\$110,366 / 40.39%</b>	<b>\$15,938 / 5.83%</b>	<b>0 / 0%</b>	<b>0 / 0%</b>

\*\*\* DOLLARS REPORTED BUT NOT SHOWN IN THESE COLUMNS. T=TREASURY, N=NON-TREASURY, S=SUBCONTRACTOR FUNDS & PROCUREMENT CARD HUB PURCHASES, TC=TERM CONTRACT, I= INTER GOVERNMENT



TEXAS HISTORICALLY UNDERUTILIZED BUSINESS (HUB) SEMI-ANNUAL REPORT RECEIVED FOR FISCAL YEAR 2023

SECTION VII - STATE AGENCY EXPENDITURE DATA

FUND TYPE	TOTAL EXPENDITURE	TOTAL SPENT WITH HUBS AMOUNT / %	BLACK AMOUNT / %	HISPANIC AMOUNT / %	WOMAN AMOUNT / %	ASIAN PACIFIC AMOUNT / %	NATIVE AMERICAN AMOUNT / %	SERVICE-DISABLED VETERAN AMOUNT / %
<b>329 - REAL ESTATE COMMISSION - Statewide Grand Total Expenditures</b>								
T	\$840,593	\$531,997 / 63.29%	\$128,852 / 15.33%	\$29,847 / 3.55%	\$353,382 / 42.04%	\$19,914 / 2.37%	0 / 0%	0 / 0%
N	0	0 / 0%	0 / 0%	0 / 0%	0 / 0%	0 / 0%	0 / 0%	0 / 0%
S	***	0 / 0%	0 / 0%	0 / 0%	0 / 0%	0 / 0%	0 / 0%	0 / 0%
-TC	\$487	0 / 0%	0 / 0%	0 / 0%	0 / 0%	0 / 0%	0 / 0%	0 / 0%
-I	0	0 / 0%	0 / 0%	0 / 0%	0 / 0%	0 / 0%	0 / 0%	0 / 0%
	<b>\$840,106</b>	<b>\$531,997 / 63.29%</b>	<b>\$128,852 / 15.33%</b>	<b>\$29,847 / 3.55%</b>	<b>\$353,382 / 42.04%</b>	<b>\$19,914 / 2.37%</b>	<b>0 / 0%</b>	<b>0 / 0%</b>

\*\*\* DOLLARS REPORTED BUT NOT SHOWN IN THESE COLUMNS. T=TREASURY, N=NON-TREASURY, S=SUBCONTRACTOR FUNDS & PROCUREMENT CARD HUB PURCHASES, TC=TERM CONTRACT, I= INTER GOVERNMENTAL



TEXAS HISTORICALLY UNDERUTILIZED BUSINESS (HUB) SEMI-ANNUAL REPORT RECEIVED FOR FISCAL YEAR 2023

SECTION VII - STATE AGENCY EXPENDITURE DATA

FUND TYPE	TOTAL EXPENDITURE	TOTAL SPENT WITH HUBS AMOUNT / %	BLACK AMOUNT / %	HISPANIC AMOUNT / %	WOMAN AMOUNT / %	ASIAN PACIFIC AMOUNT / %	NATIVE AMERICAN AMOUNT / %	SERVICE-DISABLED VETERAN AMOUNT / %
-----------	-------------------	----------------------------------	------------------	---------------------	------------------	--------------------------	----------------------------	-------------------------------------

332 - TX DEPT OF HOUSING & COMM AFFAIRS - HEAVY CONSTRUCTION UNADJUSTED GOAL IS 11.2%

T	0	0 / 0%	0 / 0%	0 / 0%	0 / 0%	0 / 0%	0 / 0%	0 / 0%
N	0	0 / 0%	0 / 0%	0 / 0%	0 / 0%	0 / 0%	0 / 0%	0 / 0%
S	***	0 / 0%	0 / 0%	0 / 0%	0 / 0%	0 / 0%	0 / 0%	0 / 0%
-TC	0	0 / 0%	0 / 0%	0 / 0%	0 / 0%	0 / 0%	0 / 0%	0 / 0%
-I	0	0 / 0%	0 / 0%	0 / 0%	0 / 0%	0 / 0%	0 / 0%	0 / 0%
	<b>0</b>	<b>0 / 0%</b>	<b>0 / 0%</b>	<b>0 / 0%</b>	<b>0 / 0%</b>	<b>0 / 0%</b>	<b>0 / 0%</b>	<b>0 / 0%</b>

332 - TX DEPT OF HOUSING & COMM AFFAIRS - BUILDING CONSTRUCTION UNADJUSTED GOAL IS 21.1%

T	0	0 / 0%	0 / 0%	0 / 0%	0 / 0%	0 / 0%	0 / 0%	0 / 0%
N	0	0 / 0%	0 / 0%	0 / 0%	0 / 0%	0 / 0%	0 / 0%	0 / 0%
S	***	0 / 0%	0 / 0%	0 / 0%	0 / 0%	0 / 0%	0 / 0%	0 / 0%
-TC	0	0 / 0%	0 / 0%	0 / 0%	0 / 0%	0 / 0%	0 / 0%	0 / 0%
-I	0	0 / 0%	0 / 0%	0 / 0%	0 / 0%	0 / 0%	0 / 0%	0 / 0%
	<b>0</b>	<b>0 / 0%</b>	<b>0 / 0%</b>	<b>0 / 0%</b>	<b>0 / 0%</b>	<b>0 / 0%</b>	<b>0 / 0%</b>	<b>0 / 0%</b>

332 - TX DEPT OF HOUSING & COMM AFFAIRS - SPECIAL TRADE UNADJUSTED GOAL IS 32.9%

T	0	0 / 0%	0 / 0%	0 / 0%	0 / 0%	0 / 0%	0 / 0%	0 / 0%
N	0	0 / 0%	0 / 0%	0 / 0%	0 / 0%	0 / 0%	0 / 0%	0 / 0%
S	***	0 / 0%	0 / 0%	0 / 0%	0 / 0%	0 / 0%	0 / 0%	0 / 0%
-TC	0	0 / 0%	0 / 0%	0 / 0%	0 / 0%	0 / 0%	0 / 0%	0 / 0%
-I	0	0 / 0%	0 / 0%	0 / 0%	0 / 0%	0 / 0%	0 / 0%	0 / 0%
	<b>0</b>	<b>0 / 0%</b>	<b>0 / 0%</b>	<b>0 / 0%</b>	<b>0 / 0%</b>	<b>0 / 0%</b>	<b>0 / 0%</b>	<b>0 / 0%</b>

\*\*\* DOLLARS REPORTED BUT NOT SHOWN IN THESE COLUMNS. T=TREASURY, N=NON-TREASURY, S=SUBCONTRACTOR FUNDS & PROCUREMENT CARD HUB PURCHASES, TC=TERM CONTRACT, I= INTER GOVERNMENT



TEXAS HISTORICALLY UNDERUTILIZED BUSINESS (HUB) SEMI-ANNUAL REPORT RECEIVED FOR FISCAL YEAR 2023

SECTION VII - STATE AGENCY EXPENDITURE DATA

FUND TYPE	TOTAL EXPENDITURE	TOTAL SPENT WITH HUBS AMOUNT / %	BLACK AMOUNT / %	HISPANIC AMOUNT / %	WOMAN AMOUNT / %	ASIAN PACIFIC AMOUNT / %	NATIVE AMERICAN AMOUNT / %	SERVICE-DISABLED VETERAN AMOUNT / %
-----------	-------------------	----------------------------------	------------------	---------------------	------------------	--------------------------	----------------------------	-------------------------------------

332 - TX DEPT OF HOUSING & COMM AFFAIRS - PROFESSIONAL SERVICES UNADJUSTED GOAL IS 23.7%

T	0	0 / 0%	0 / 0%	0 / 0%	0 / 0%	0 / 0%	0 / 0%	0 / 0%
N	0	0 / 0%	0 / 0%	0 / 0%	0 / 0%	0 / 0%	0 / 0%	0 / 0%
S	***	0 / 0%	0 / 0%	0 / 0%	0 / 0%	0 / 0%	0 / 0%	0 / 0%
-TC	0	0 / 0%	0 / 0%	0 / 0%	0 / 0%	0 / 0%	0 / 0%	0 / 0%
-I	0	0 / 0%	0 / 0%	0 / 0%	0 / 0%	0 / 0%	0 / 0%	0 / 0%
	<b>0</b>	<b>0 / 0%</b>	<b>0 / 0%</b>	<b>0 / 0%</b>	<b>0 / 0%</b>	<b>0 / 0%</b>	<b>0 / 0%</b>	<b>0 / 0%</b>

332 - TX DEPT OF HOUSING & COMM AFFAIRS - OTHER SERVICES UNADJUSTED GOAL IS 26%

T	\$41,670,273	\$709,047 / 1.70%	\$6,013 / 0.01%	\$79,432 / 0.19%	\$247,241 / 0.59%	\$376,362 / 0.90%	0 / 0%	0 / 0%
N	0	0 / 0%	0 / 0%	0 / 0%	0 / 0%	0 / 0%	0 / 0%	0 / 0%
S	***	0 / 0%	0 / 0%	0 / 0%	0 / 0%	0 / 0%	0 / 0%	0 / 0%
-TC	\$11,600	0 / 0%	0 / 0%	0 / 0%	0 / 0%	0 / 0%	0 / 0%	0 / 0%
-I	\$39,939,739	0 / 0%	0 / 0%	0 / 0%	0 / 0%	0 / 0%	0 / 0%	0 / 0%
	<b>\$1,718,934</b>	<b>\$709,047 / 1.70%</b>	<b>\$6,013 / 0.01%</b>	<b>\$79,432 / 0.19%</b>	<b>\$247,241 / 0.59%</b>	<b>\$376,362 / 0.90%</b>	<b>0 / 0%</b>	<b>0 / 0%</b>

332 - TX DEPT OF HOUSING & COMM AFFAIRS - COMMODITY PURCHASING UNADJUSTED GOAL IS 21.1%

T	\$186,901	\$109,698 / 58.69%	\$39,044 / 20.89%	0 / 0%	\$58,322 / 31.20%	\$12,332 / 6.60%	0 / 0%	0 / 0%
N	0	0 / 0%	0 / 0%	0 / 0%	0 / 0%	0 / 0%	0 / 0%	0 / 0%
S	***	0 / 0%	0 / 0%	0 / 0%	0 / 0%	0 / 0%	0 / 0%	0 / 0%
-TC	\$4,777	0 / 0%	0 / 0%	0 / 0%	0 / 0%	0 / 0%	0 / 0%	0 / 0%
-I	0	0 / 0%	0 / 0%	0 / 0%	0 / 0%	0 / 0%	0 / 0%	0 / 0%
	<b>\$182,123</b>	<b>\$109,698 / 58.69%</b>	<b>\$39,044 / 20.89%</b>	<b>0 / 0%</b>	<b>\$58,322 / 31.20%</b>	<b>\$12,332 / 6.60%</b>	<b>0 / 0%</b>	<b>0 / 0%</b>

\*\*\* DOLLARS REPORTED BUT NOT SHOWN IN THESE COLUMNS. T=TREASURY, N=NON-TREASURY, S=SUBCONTRACTOR FUNDS & PROCUREMENT CARD HUB PURCHASES, TC=TERM CONTRACT, I= INTER GOVERNMENT



TEXAS HISTORICALLY UNDERUTILIZED BUSINESS (HUB) SEMI-ANNUAL REPORT RECEIVED FOR FISCAL YEAR 2023

SECTION VII - STATE AGENCY EXPENDITURE DATA

FUND TYPE	TOTAL EXPENDITURE	TOTAL SPENT WITH HUBS AMOUNT / %	BLACK AMOUNT / %	HISPANIC AMOUNT / %	WOMAN AMOUNT / %	ASIAN PACIFIC AMOUNT / %	NATIVE AMERICAN AMOUNT / %	SERVICE-DISABLED VETERAN AMOUNT / %
<b>332 - TX DEPT OF HOUSING &amp; COMM AFFAIRS - Statewide Grand Total Expenditures</b>								
T	\$41,857,174	\$818,745 / 1.96%	\$45,057 / 0.11%	\$79,432 / 0.19%	\$305,562 / 0.73%	\$388,694 / 0.93%	0 / 0%	0 / 0%
N	0	0 / 0%	0 / 0%	0 / 0%	0 / 0%	0 / 0%	0 / 0%	0 / 0%
S	***	0 / 0%	0 / 0%	0 / 0%	0 / 0%	0 / 0%	0 / 0%	0 / 0%
-TC	\$16,377	0 / 0%	0 / 0%	0 / 0%	0 / 0%	0 / 0%	0 / 0%	0 / 0%
-I	\$39,939,739	0 / 0%	0 / 0%	0 / 0%	0 / 0%	0 / 0%	0 / 0%	0 / 0%
	<b>\$1,901,057</b>	<b>\$818,745 / 1.96%</b>	<b>\$45,057 / 0.11%</b>	<b>\$79,432 / 0.19%</b>	<b>\$305,562 / 0.73%</b>	<b>\$388,694 / 0.93%</b>	<b>0 / 0%</b>	<b>0 / 0%</b>

\*\*\* DOLLARS REPORTED BUT NOT SHOWN IN THESE COLUMNS. T=TREASURY, N=NON-TREASURY, S=SUBCONTRACTOR FUNDS & PROCUREMENT CARD HUB PURCHASES, TC=TERM CONTRACT, I= INTER GOVERNMENTAL





TEXAS HISTORICALLY UNDERUTILIZED BUSINESS (HUB) SEMI-ANNUAL REPORT RECEIVED FOR FISCAL YEAR 2023

SECTION VII - STATE AGENCY EXPENDITURE DATA

FUND TYPE	TOTAL EXPENDITURE	TOTAL SPENT WITH HUBS AMOUNT / %	BLACK AMOUNT / %	HISPANIC AMOUNT / %	WOMAN AMOUNT / %	ASIAN PACIFIC AMOUNT / %	NATIVE AMERICAN AMOUNT / %	SERVICE-DISABLED VETERAN AMOUNT / %
-----------	-------------------	----------------------------------	------------------	---------------------	------------------	--------------------------	----------------------------	-------------------------------------

338 - STATE PENSION REVIEW BOARD - HEAVY CONSTRUCTION UNADJUSTED GOAL IS 11.2%

T	0	0 / 0%	0 / 0%	0 / 0%	0 / 0%	0 / 0%	0 / 0%	0 / 0%
N	0	0 / 0%	0 / 0%	0 / 0%	0 / 0%	0 / 0%	0 / 0%	0 / 0%
S	***	0 / 0%	0 / 0%	0 / 0%	0 / 0%	0 / 0%	0 / 0%	0 / 0%
-TC	0	0 / 0%	0 / 0%	0 / 0%	0 / 0%	0 / 0%	0 / 0%	0 / 0%
-I	0	0 / 0%	0 / 0%	0 / 0%	0 / 0%	0 / 0%	0 / 0%	0 / 0%
	<b>0</b>	<b>0 / 0%</b>	<b>0 / 0%</b>	<b>0 / 0%</b>	<b>0 / 0%</b>	<b>0 / 0%</b>	<b>0 / 0%</b>	<b>0 / 0%</b>

338 - STATE PENSION REVIEW BOARD - BUILDING CONSTRUCTION UNADJUSTED GOAL IS 21.1%

T	0	0 / 0%	0 / 0%	0 / 0%	0 / 0%	0 / 0%	0 / 0%	0 / 0%
N	0	0 / 0%	0 / 0%	0 / 0%	0 / 0%	0 / 0%	0 / 0%	0 / 0%
S	***	0 / 0%	0 / 0%	0 / 0%	0 / 0%	0 / 0%	0 / 0%	0 / 0%
-TC	0	0 / 0%	0 / 0%	0 / 0%	0 / 0%	0 / 0%	0 / 0%	0 / 0%
-I	0	0 / 0%	0 / 0%	0 / 0%	0 / 0%	0 / 0%	0 / 0%	0 / 0%
	<b>0</b>	<b>0 / 0%</b>	<b>0 / 0%</b>	<b>0 / 0%</b>	<b>0 / 0%</b>	<b>0 / 0%</b>	<b>0 / 0%</b>	<b>0 / 0%</b>

338 - STATE PENSION REVIEW BOARD - SPECIAL TRADE UNADJUSTED GOAL IS 32.9%

T	0	0 / 0%	0 / 0%	0 / 0%	0 / 0%	0 / 0%	0 / 0%	0 / 0%
N	0	0 / 0%	0 / 0%	0 / 0%	0 / 0%	0 / 0%	0 / 0%	0 / 0%
S	***	0 / 0%	0 / 0%	0 / 0%	0 / 0%	0 / 0%	0 / 0%	0 / 0%
-TC	0	0 / 0%	0 / 0%	0 / 0%	0 / 0%	0 / 0%	0 / 0%	0 / 0%
-I	0	0 / 0%	0 / 0%	0 / 0%	0 / 0%	0 / 0%	0 / 0%	0 / 0%
	<b>0</b>	<b>0 / 0%</b>	<b>0 / 0%</b>	<b>0 / 0%</b>	<b>0 / 0%</b>	<b>0 / 0%</b>	<b>0 / 0%</b>	<b>0 / 0%</b>

\*\*\* DOLLARS REPORTED BUT NOT SHOWN IN THESE COLUMNS. T=TREASURY, N=NON-TREASURY, S=SUBCONTRACTOR FUNDS & PROCUREMENT CARD HUB PURCHASES, TC=TERM CONTRACT, I= INTER GOVERNMENT



TEXAS HISTORICALLY UNDERUTILIZED BUSINESS (HUB) SEMI-ANNUAL REPORT RECEIVED FOR FISCAL YEAR 2023

SECTION VII - STATE AGENCY EXPENDITURE DATA

FUND TYPE	TOTAL EXPENDITURE	TOTAL SPENT WITH HUBS AMOUNT / %	BLACK AMOUNT / %	HISPANIC AMOUNT / %	WOMAN AMOUNT / %	ASIAN PACIFIC AMOUNT / %	NATIVE AMERICAN AMOUNT / %	SERVICE-DISABLED VETERAN AMOUNT / %
-----------	-------------------	----------------------------------	------------------	---------------------	------------------	--------------------------	----------------------------	-------------------------------------

338 - STATE PENSION REVIEW BOARD - PROFESSIONAL SERVICES UNADJUSTED GOAL IS 23.7%

T	0	0 / 0%	0 / 0%	0 / 0%	0 / 0%	0 / 0%	0 / 0%	0 / 0%
N	0	0 / 0%	0 / 0%	0 / 0%	0 / 0%	0 / 0%	0 / 0%	0 / 0%
S	***	0 / 0%	0 / 0%	0 / 0%	0 / 0%	0 / 0%	0 / 0%	0 / 0%
-TC	0	0 / 0%	0 / 0%	0 / 0%	0 / 0%	0 / 0%	0 / 0%	0 / 0%
-I	0	0 / 0%	0 / 0%	0 / 0%	0 / 0%	0 / 0%	0 / 0%	0 / 0%
	<b>0</b>	<b>0 / 0%</b>	<b>0 / 0%</b>	<b>0 / 0%</b>	<b>0 / 0%</b>	<b>0 / 0%</b>	<b>0 / 0%</b>	<b>0 / 0%</b>

338 - STATE PENSION REVIEW BOARD - OTHER SERVICES UNADJUSTED GOAL IS 26%

T	\$99,238	\$91,476 / 92.18%	0 / 0%	0 / 0%	\$91,476 / 92.18%	0 / 0%	0 / 0%	0 / 0%
N	0	0 / 0%	0 / 0%	0 / 0%	0 / 0%	0 / 0%	0 / 0%	0 / 0%
S	***	0 / 0%	0 / 0%	0 / 0%	0 / 0%	0 / 0%	0 / 0%	0 / 0%
-TC	0	0 / 0%	0 / 0%	0 / 0%	0 / 0%	0 / 0%	0 / 0%	0 / 0%
-I	0	0 / 0%	0 / 0%	0 / 0%	0 / 0%	0 / 0%	0 / 0%	0 / 0%
	<b>\$99,238</b>	<b>\$91,476 / 92.18%</b>	<b>0 / 0%</b>	<b>0 / 0%</b>	<b>\$91,476 / 92.18%</b>	<b>0 / 0%</b>	<b>0 / 0%</b>	<b>0 / 0%</b>

338 - STATE PENSION REVIEW BOARD - COMMODITY PURCHASING UNADJUSTED GOAL IS 21.1%

T	\$13,461	\$4,124 / 30.63%	0 / 0%	0 / 0%	0 / 0%	\$4,124 / 30.63%	0 / 0%	0 / 0%
N	0	0 / 0%	0 / 0%	0 / 0%	0 / 0%	0 / 0%	0 / 0%	0 / 0%
S	***	0 / 0%	0 / 0%	0 / 0%	0 / 0%	0 / 0%	0 / 0%	0 / 0%
-TC	0	0 / 0%	0 / 0%	0 / 0%	0 / 0%	0 / 0%	0 / 0%	0 / 0%
-I	0	0 / 0%	0 / 0%	0 / 0%	0 / 0%	0 / 0%	0 / 0%	0 / 0%
	<b>\$13,461</b>	<b>\$4,124 / 30.63%</b>	<b>0 / 0%</b>	<b>0 / 0%</b>	<b>0 / 0%</b>	<b>\$4,124 / 30.63%</b>	<b>0 / 0%</b>	<b>0 / 0%</b>

\*\*\* DOLLARS REPORTED BUT NOT SHOWN IN THESE COLUMNS. T=TREASURY, N=NON-TREASURY, S=SUBCONTRACTOR FUNDS & PROCUREMENT CARD HUB PURCHASES, TC=TERM CONTRACT, I= INTER GOVERNMENT



TEXAS HISTORICALLY UNDERUTILIZED BUSINESS (HUB) SEMI-ANNUAL REPORT RECEIVED FOR FISCAL YEAR 2023

SECTION VII - STATE AGENCY EXPENDITURE DATA

FUND TYPE	TOTAL EXPENDITURE	TOTAL SPENT WITH HUBS AMOUNT / %	BLACK AMOUNT / %	HISPANIC AMOUNT / %	WOMAN AMOUNT / %	ASIAN PACIFIC AMOUNT / %	NATIVE AMERICAN AMOUNT / %	SERVICE-DISABLED VETERAN AMOUNT / %
<b>338 - STATE PENSION REVIEW BOARD - Statewide Grand Total Expenditures</b>								
T	\$112,699	\$95,600 / 84.83%	0 / 0%	0 / 0%	\$91,476 / 81.17%	\$4,124 / 3.66%	0 / 0%	0 / 0%
N	0	0 / 0%	0 / 0%	0 / 0%	0 / 0%	0 / 0%	0 / 0%	0 / 0%
S	***	0 / 0%	0 / 0%	0 / 0%	0 / 0%	0 / 0%	0 / 0%	0 / 0%
-TC	0	0 / 0%	0 / 0%	0 / 0%	0 / 0%	0 / 0%	0 / 0%	0 / 0%
-I	0	0 / 0%	0 / 0%	0 / 0%	0 / 0%	0 / 0%	0 / 0%	0 / 0%
	<b>\$112,699</b>	<b>\$95,600 / 84.83%</b>	<b>0 / 0%</b>	<b>0 / 0%</b>	<b>\$91,476 / 81.17%</b>	<b>\$4,124 / 3.66%</b>	<b>0 / 0%</b>	<b>0 / 0%</b>

\*\*\* DOLLARS REPORTED BUT NOT SHOWN IN THESE COLUMNS. T=TREASURY, N=NON-TREASURY, S=SUBCONTRACTOR FUNDS & PROCUREMENT CARD HUB PURCHASES, TC=TERM CONTRACT, I= INTER GOVERNMENTAL



TEXAS HISTORICALLY UNDERUTILIZED BUSINESS (HUB) SEMI-ANNUAL REPORT RECEIVED FOR FISCAL YEAR 2023

SECTION VII - STATE AGENCY EXPENDITURE DATA

FUND TYPE	TOTAL EXPENDITURE	TOTAL SPENT WITH HUBS AMOUNT / %	BLACK AMOUNT / %	HISPANIC AMOUNT / %	WOMAN AMOUNT / %	ASIAN PACIFIC AMOUNT / %	NATIVE AMERICAN AMOUNT / %	SERVICE-DISABLED VETERAN AMOUNT / %
<b>347 - TEXAS PUBLIC FINANCE AUTHORITY - HEAVY CONSTRUCTION UNADJUSTED GOAL IS 11.2%</b>								
T	0	0 / 0%	0 / 0%	0 / 0%	0 / 0%	0 / 0%	0 / 0%	0 / 0%
N	0	0 / 0%	0 / 0%	0 / 0%	0 / 0%	0 / 0%	0 / 0%	0 / 0%
S	***	0 / 0%	0 / 0%	0 / 0%	0 / 0%	0 / 0%	0 / 0%	0 / 0%
-TC	0	0 / 0%	0 / 0%	0 / 0%	0 / 0%	0 / 0%	0 / 0%	0 / 0%
-I	0	0 / 0%	0 / 0%	0 / 0%	0 / 0%	0 / 0%	0 / 0%	0 / 0%
	<b>0</b>	<b>0 / 0%</b>	<b>0 / 0%</b>	<b>0 / 0%</b>	<b>0 / 0%</b>	<b>0 / 0%</b>	<b>0 / 0%</b>	<b>0 / 0%</b>

<b>347 - TEXAS PUBLIC FINANCE AUTHORITY - BUILDING CONSTRUCTION UNADJUSTED GOAL IS 21.1%</b>								
T	0	0 / 0%	0 / 0%	0 / 0%	0 / 0%	0 / 0%	0 / 0%	0 / 0%
N	0	0 / 0%	0 / 0%	0 / 0%	0 / 0%	0 / 0%	0 / 0%	0 / 0%
S	***	0 / 0%	0 / 0%	0 / 0%	0 / 0%	0 / 0%	0 / 0%	0 / 0%
-TC	0	0 / 0%	0 / 0%	0 / 0%	0 / 0%	0 / 0%	0 / 0%	0 / 0%
-I	0	0 / 0%	0 / 0%	0 / 0%	0 / 0%	0 / 0%	0 / 0%	0 / 0%
	<b>0</b>	<b>0 / 0%</b>	<b>0 / 0%</b>	<b>0 / 0%</b>	<b>0 / 0%</b>	<b>0 / 0%</b>	<b>0 / 0%</b>	<b>0 / 0%</b>

<b>347 - TEXAS PUBLIC FINANCE AUTHORITY - SPECIAL TRADE UNADJUSTED GOAL IS 32.9%</b>								
T	0	0 / 0%	0 / 0%	0 / 0%	0 / 0%	0 / 0%	0 / 0%	0 / 0%
N	0	0 / 0%	0 / 0%	0 / 0%	0 / 0%	0 / 0%	0 / 0%	0 / 0%
S	***	0 / 0%	0 / 0%	0 / 0%	0 / 0%	0 / 0%	0 / 0%	0 / 0%
-TC	0	0 / 0%	0 / 0%	0 / 0%	0 / 0%	0 / 0%	0 / 0%	0 / 0%
-I	0	0 / 0%	0 / 0%	0 / 0%	0 / 0%	0 / 0%	0 / 0%	0 / 0%
	<b>0</b>	<b>0 / 0%</b>	<b>0 / 0%</b>	<b>0 / 0%</b>	<b>0 / 0%</b>	<b>0 / 0%</b>	<b>0 / 0%</b>	<b>0 / 0%</b>

\*\*\* DOLLARS REPORTED BUT NOT SHOWN IN THESE COLUMNS. T=TREASURY, N=NON-TREASURY, S=SUBCONTRACTOR FUNDS & PROCUREMENT CARD HUB PURCHASES, TC=TERM CONTRACT, I= INTER GOVERNMENT



TEXAS HISTORICALLY UNDERUTILIZED BUSINESS (HUB) SEMI-ANNUAL REPORT RECEIVED FOR FISCAL YEAR 2023

SECTION VII - STATE AGENCY EXPENDITURE DATA

FUND TYPE	TOTAL EXPENDITURE	TOTAL SPENT WITH HUBS AMOUNT / %	BLACK AMOUNT / %	HISPANIC AMOUNT / %	WOMAN AMOUNT / %	ASIAN PACIFIC AMOUNT / %	NATIVE AMERICAN AMOUNT / %	SERVICE-DISABLED VETERAN AMOUNT / %
<b>347 - TEXAS PUBLIC FINANCE AUTHORITY - PROFESSIONAL SERVICES UNADJUSTED GOAL IS 23.7%</b>								
T	\$48,393	0 / 0%	0 / 0%	0 / 0%	0 / 0%	0 / 0%	0 / 0%	0 / 0%
N	0	0 / 0%	0 / 0%	0 / 0%	0 / 0%	0 / 0%	0 / 0%	0 / 0%
S	***	0 / 0%	0 / 0%	0 / 0%	0 / 0%	0 / 0%	0 / 0%	0 / 0%
-TC	0	0 / 0%	0 / 0%	0 / 0%	0 / 0%	0 / 0%	0 / 0%	0 / 0%
-I	0	0 / 0%	0 / 0%	0 / 0%	0 / 0%	0 / 0%	0 / 0%	0 / 0%
	<b>\$48,393</b>	<b>0 / 0%</b>	<b>0 / 0%</b>	<b>0 / 0%</b>	<b>0 / 0%</b>	<b>0 / 0%</b>	<b>0 / 0%</b>	<b>0 / 0%</b>

<b>347 - TEXAS PUBLIC FINANCE AUTHORITY - OTHER SERVICES UNADJUSTED GOAL IS 26%</b>								
T	\$35,342	0 / 0%	0 / 0%	0 / 0%	0 / 0%	0 / 0%	0 / 0%	0 / 0%
N	0	0 / 0%	0 / 0%	0 / 0%	0 / 0%	0 / 0%	0 / 0%	0 / 0%
S	***	0 / 0%	0 / 0%	0 / 0%	0 / 0%	0 / 0%	0 / 0%	0 / 0%
-TC	\$239	0 / 0%	0 / 0%	0 / 0%	0 / 0%	0 / 0%	0 / 0%	0 / 0%
-I	0	0 / 0%	0 / 0%	0 / 0%	0 / 0%	0 / 0%	0 / 0%	0 / 0%
	<b>\$35,103</b>	<b>0 / 0%</b>	<b>0 / 0%</b>	<b>0 / 0%</b>	<b>0 / 0%</b>	<b>0 / 0%</b>	<b>0 / 0%</b>	<b>0 / 0%</b>

<b>347 - TEXAS PUBLIC FINANCE AUTHORITY - COMMODITY PURCHASING UNADJUSTED GOAL IS 21.1%</b>								
T	\$11,456	\$6,001 / 52.38%	\$5,866 / 51.20%	0 / 0%	\$135 / 1.18%	0 / 0%	0 / 0%	0 / 0%
N	0	0 / 0%	0 / 0%	0 / 0%	0 / 0%	0 / 0%	0 / 0%	0 / 0%
S	***	0 / 0%	0 / 0%	0 / 0%	0 / 0%	0 / 0%	0 / 0%	0 / 0%
-TC	0	0 / 0%	0 / 0%	0 / 0%	0 / 0%	0 / 0%	0 / 0%	0 / 0%
-I	0	0 / 0%	0 / 0%	0 / 0%	0 / 0%	0 / 0%	0 / 0%	0 / 0%
	<b>\$11,456</b>	<b>\$6,001 / 52.38%</b>	<b>\$5,866 / 51.20%</b>	<b>0 / 0%</b>	<b>\$135 / 1.18%</b>	<b>0 / 0%</b>	<b>0 / 0%</b>	<b>0 / 0%</b>

\*\*\* DOLLARS REPORTED BUT NOT SHOWN IN THESE COLUMNS. T=TREASURY, N=NON-TREASURY, S=SUBCONTRACTOR FUNDS & PROCUREMENT CARD HUB PURCHASES, TC=TERM CONTRACT, I= INTER GOVERNMENT



TEXAS HISTORICALLY UNDERUTILIZED BUSINESS (HUB) SEMI-ANNUAL REPORT RECEIVED FOR FISCAL YEAR 2023

SECTION VII - STATE AGENCY EXPENDITURE DATA

FUND TYPE	TOTAL EXPENDITURE	TOTAL SPENT WITH HUBS AMOUNT / %	BLACK AMOUNT / %	HISPANIC AMOUNT / %	WOMAN AMOUNT / %	ASIAN PACIFIC AMOUNT / %	NATIVE AMERICAN AMOUNT / %	SERVICE-DISABLED VETERAN AMOUNT / %
<b>347 - TEXAS PUBLIC FINANCE AUTHORITY - Statewide Grand Total Expenditures</b>								
T	\$95,191	\$6,001 / 6.30%	\$5,866 / 6.16%	0 / 0%	\$135 / 0.14%	0 / 0%	0 / 0%	0 / 0%
N	0	0 / 0%	0 / 0%	0 / 0%	0 / 0%	0 / 0%	0 / 0%	0 / 0%
S	***	0 / 0%	0 / 0%	0 / 0%	0 / 0%	0 / 0%	0 / 0%	0 / 0%
-TC	\$239	0 / 0%	0 / 0%	0 / 0%	0 / 0%	0 / 0%	0 / 0%	0 / 0%
-I	0	0 / 0%	0 / 0%	0 / 0%	0 / 0%	0 / 0%	0 / 0%	0 / 0%
	<b>\$94,952</b>	<b>\$6,001 / 6.30%</b>	<b>\$5,866 / 6.16%</b>	<b>0 / 0%</b>	<b>\$135 / 0.14%</b>	<b>0 / 0%</b>	<b>0 / 0%</b>	<b>0 / 0%</b>

\*\*\* DOLLARS REPORTED BUT NOT SHOWN IN THESE COLUMNS. T=TREASURY, N=NON-TREASURY, S=SUBCONTRACTOR FUNDS & PROCUREMENT CARD HUB PURCHASES, TC=TERM CONTRACT, I= INTER GOVERNMENTAL



TEXAS HISTORICALLY UNDERUTILIZED BUSINESS (HUB) SEMI-ANNUAL REPORT RECEIVED FOR FISCAL YEAR 2023

SECTION VII - STATE AGENCY EXPENDITURE DATA

FUND TYPE	TOTAL EXPENDITURE	TOTAL SPENT WITH HUBS AMOUNT / %	BLACK AMOUNT / %	HISPANIC AMOUNT / %	WOMAN AMOUNT / %	ASIAN PACIFIC AMOUNT / %	NATIVE AMERICAN AMOUNT / %	SERVICE-DISABLED VETERAN AMOUNT / %
-----------	-------------------	----------------------------------	------------------	---------------------	------------------	--------------------------	----------------------------	-------------------------------------

352 - TEXAS BOND REVIEW BOARD - HEAVY CONSTRUCTION UNADJUSTED GOAL IS 11.2%

T	0	0 / 0%	0 / 0%	0 / 0%	0 / 0%	0 / 0%	0 / 0%	0 / 0%
N	0	0 / 0%	0 / 0%	0 / 0%	0 / 0%	0 / 0%	0 / 0%	0 / 0%
S	***	0 / 0%	0 / 0%	0 / 0%	0 / 0%	0 / 0%	0 / 0%	0 / 0%
-TC	0	0 / 0%	0 / 0%	0 / 0%	0 / 0%	0 / 0%	0 / 0%	0 / 0%
-I	0	0 / 0%	0 / 0%	0 / 0%	0 / 0%	0 / 0%	0 / 0%	0 / 0%
	<b>0</b>	<b>0 / 0%</b>	<b>0 / 0%</b>	<b>0 / 0%</b>	<b>0 / 0%</b>	<b>0 / 0%</b>	<b>0 / 0%</b>	<b>0 / 0%</b>

352 - TEXAS BOND REVIEW BOARD - BUILDING CONSTRUCTION UNADJUSTED GOAL IS 21.1%

T	0	0 / 0%	0 / 0%	0 / 0%	0 / 0%	0 / 0%	0 / 0%	0 / 0%
N	0	0 / 0%	0 / 0%	0 / 0%	0 / 0%	0 / 0%	0 / 0%	0 / 0%
S	***	0 / 0%	0 / 0%	0 / 0%	0 / 0%	0 / 0%	0 / 0%	0 / 0%
-TC	0	0 / 0%	0 / 0%	0 / 0%	0 / 0%	0 / 0%	0 / 0%	0 / 0%
-I	0	0 / 0%	0 / 0%	0 / 0%	0 / 0%	0 / 0%	0 / 0%	0 / 0%
	<b>0</b>	<b>0 / 0%</b>	<b>0 / 0%</b>	<b>0 / 0%</b>	<b>0 / 0%</b>	<b>0 / 0%</b>	<b>0 / 0%</b>	<b>0 / 0%</b>

352 - TEXAS BOND REVIEW BOARD - SPECIAL TRADE UNADJUSTED GOAL IS 32.9%

T	0	0 / 0%	0 / 0%	0 / 0%	0 / 0%	0 / 0%	0 / 0%	0 / 0%
N	0	0 / 0%	0 / 0%	0 / 0%	0 / 0%	0 / 0%	0 / 0%	0 / 0%
S	***	0 / 0%	0 / 0%	0 / 0%	0 / 0%	0 / 0%	0 / 0%	0 / 0%
-TC	0	0 / 0%	0 / 0%	0 / 0%	0 / 0%	0 / 0%	0 / 0%	0 / 0%
-I	0	0 / 0%	0 / 0%	0 / 0%	0 / 0%	0 / 0%	0 / 0%	0 / 0%
	<b>0</b>	<b>0 / 0%</b>	<b>0 / 0%</b>	<b>0 / 0%</b>	<b>0 / 0%</b>	<b>0 / 0%</b>	<b>0 / 0%</b>	<b>0 / 0%</b>

\*\*\* DOLLARS REPORTED BUT NOT SHOWN IN THESE COLUMNS. T=TREASURY, N=NON-TREASURY, S=SUBCONTRACTOR FUNDS & PROCUREMENT CARD HUB PURCHASES, TC=TERM CONTRACT, I= INTER GOVERNMENTAL



TEXAS HISTORICALLY UNDERUTILIZED BUSINESS (HUB) SEMI-ANNUAL REPORT RECEIVED FOR FISCAL YEAR 2023

SECTION VII - STATE AGENCY EXPENDITURE DATA

FUND TYPE	TOTAL EXPENDITURE	TOTAL SPENT WITH HUBS AMOUNT / %	BLACK AMOUNT / %	HISPANIC AMOUNT / %	WOMAN AMOUNT / %	ASIAN PACIFIC AMOUNT / %	NATIVE AMERICAN AMOUNT / %	SERVICE-DISABLED VETERAN AMOUNT / %
-----------	-------------------	----------------------------------	------------------	---------------------	------------------	--------------------------	----------------------------	-------------------------------------

352 - TEXAS BOND REVIEW BOARD - PROFESSIONAL SERVICES UNADJUSTED GOAL IS 23.7%

T	0	0 / 0%	0 / 0%	0 / 0%	0 / 0%	0 / 0%	0 / 0%	0 / 0%
N	0	0 / 0%	0 / 0%	0 / 0%	0 / 0%	0 / 0%	0 / 0%	0 / 0%
S	***	0 / 0%	0 / 0%	0 / 0%	0 / 0%	0 / 0%	0 / 0%	0 / 0%
-TC	0	0 / 0%	0 / 0%	0 / 0%	0 / 0%	0 / 0%	0 / 0%	0 / 0%
-I	0	0 / 0%	0 / 0%	0 / 0%	0 / 0%	0 / 0%	0 / 0%	0 / 0%
	<b>0</b>	<b>0 / 0%</b>	<b>0 / 0%</b>	<b>0 / 0%</b>	<b>0 / 0%</b>	<b>0 / 0%</b>	<b>0 / 0%</b>	<b>0 / 0%</b>

352 - TEXAS BOND REVIEW BOARD - OTHER SERVICES UNADJUSTED GOAL IS 26%

T	\$13,431	\$4,860 / 36.19%	0 / 0%	0 / 0%	\$4,860 / 36.19%	0 / 0%	0 / 0%	0 / 0%
N	0	0 / 0%	0 / 0%	0 / 0%	0 / 0%	0 / 0%	0 / 0%	0 / 0%
S	***	0 / 0%	0 / 0%	0 / 0%	0 / 0%	0 / 0%	0 / 0%	0 / 0%
-TC	0	0 / 0%	0 / 0%	0 / 0%	0 / 0%	0 / 0%	0 / 0%	0 / 0%
-I	0	0 / 0%	0 / 0%	0 / 0%	0 / 0%	0 / 0%	0 / 0%	0 / 0%
	<b>\$13,431</b>	<b>\$4,860 / 36.19%</b>	<b>0 / 0%</b>	<b>0 / 0%</b>	<b>\$4,860 / 36.19%</b>	<b>0 / 0%</b>	<b>0 / 0%</b>	<b>0 / 0%</b>

352 - TEXAS BOND REVIEW BOARD - COMMODITY PURCHASING UNADJUSTED GOAL IS 21.1%

T	\$10,160	0 / 0%	0 / 0%	0 / 0%	0 / 0%	0 / 0%	0 / 0%	0 / 0%
N	0	0 / 0%	0 / 0%	0 / 0%	0 / 0%	0 / 0%	0 / 0%	0 / 0%
S	***	0 / 0%	0 / 0%	0 / 0%	0 / 0%	0 / 0%	0 / 0%	0 / 0%
-TC	0	0 / 0%	0 / 0%	0 / 0%	0 / 0%	0 / 0%	0 / 0%	0 / 0%
-I	0	0 / 0%	0 / 0%	0 / 0%	0 / 0%	0 / 0%	0 / 0%	0 / 0%
	<b>\$10,160</b>	<b>0 / 0%</b>	<b>0 / 0%</b>	<b>0 / 0%</b>	<b>0 / 0%</b>	<b>0 / 0%</b>	<b>0 / 0%</b>	<b>0 / 0%</b>

\*\*\* DOLLARS REPORTED BUT NOT SHOWN IN THESE COLUMNS. T=TREASURY, N=NON-TREASURY, S=SUBCONTRACTOR FUNDS & PROCUREMENT CARD HUB PURCHASES, TC=TERM CONTRACT, I= INTER GOVERNMENTAL





TEXAS HISTORICALLY UNDERUTILIZED BUSINESS (HUB) SEMI-ANNUAL REPORT RECEIVED FOR FISCAL YEAR 2023

SECTION VII - STATE AGENCY EXPENDITURE DATA

FUND TYPE	TOTAL EXPENDITURE	TOTAL SPENT WITH HUBS AMOUNT / %	BLACK AMOUNT / %	HISPANIC AMOUNT / %	WOMAN AMOUNT / %	ASIAN PACIFIC AMOUNT / %	NATIVE AMERICAN AMOUNT / %	SERVICE-DISABLED VETERAN AMOUNT / %
<b>352 - TEXAS BOND REVIEW BOARD - Statewide Grand Total Expenditures</b>								
T	\$23,591	\$4,860 / 20.60%	0 / 0%	0 / 0%	\$4,860 / 20.60%	0 / 0%	0 / 0%	0 / 0%
N	0	0 / 0%	0 / 0%	0 / 0%	0 / 0%	0 / 0%	0 / 0%	0 / 0%
S	***	0 / 0%	0 / 0%	0 / 0%	0 / 0%	0 / 0%	0 / 0%	0 / 0%
-TC	0	0 / 0%	0 / 0%	0 / 0%	0 / 0%	0 / 0%	0 / 0%	0 / 0%
-I	0	0 / 0%	0 / 0%	0 / 0%	0 / 0%	0 / 0%	0 / 0%	0 / 0%
	<b>\$23,591</b>	<b>\$4,860 / 20.60%</b>	<b>0 / 0%</b>	<b>0 / 0%</b>	<b>\$4,860 / 20.60%</b>	<b>0 / 0%</b>	<b>0 / 0%</b>	<b>0 / 0%</b>

\*\*\* DOLLARS REPORTED BUT NOT SHOWN IN THESE COLUMNS. T=TREASURY, N=NON-TREASURY, S=SUBCONTRACTOR FUNDS & PROCUREMENT CARD HUB PURCHASES, TC=TERM CONTRACT, I= INTER GOVERNMENTAL



TEXAS HISTORICALLY UNDERUTILIZED BUSINESS (HUB) SEMI-ANNUAL REPORT RECEIVED FOR FISCAL YEAR 2023

SECTION VII - STATE AGENCY EXPENDITURE DATA

FUND TYPE	TOTAL EXPENDITURE	TOTAL SPENT WITH HUBS AMOUNT / %	BLACK AMOUNT / %	HISPANIC AMOUNT / %	WOMAN AMOUNT / %	ASIAN PACIFIC AMOUNT / %	NATIVE AMERICAN AMOUNT / %	SERVICE-DISABLED VETERAN AMOUNT / %
-----------	-------------------	----------------------------------	------------------	---------------------	------------------	--------------------------	----------------------------	-------------------------------------

356 - TEXAS ETHICS COMMISSION - HEAVY CONSTRUCTION UNADJUSTED GOAL IS 11.2%

T	0	0 / 0%	0 / 0%	0 / 0%	0 / 0%	0 / 0%	0 / 0%	0 / 0%
N	0	0 / 0%	0 / 0%	0 / 0%	0 / 0%	0 / 0%	0 / 0%	0 / 0%
S	***	0 / 0%	0 / 0%	0 / 0%	0 / 0%	0 / 0%	0 / 0%	0 / 0%
-TC	0	0 / 0%	0 / 0%	0 / 0%	0 / 0%	0 / 0%	0 / 0%	0 / 0%
-I	0	0 / 0%	0 / 0%	0 / 0%	0 / 0%	0 / 0%	0 / 0%	0 / 0%
	<b>0</b>	<b>0 / 0%</b>	<b>0 / 0%</b>	<b>0 / 0%</b>	<b>0 / 0%</b>	<b>0 / 0%</b>	<b>0 / 0%</b>	<b>0 / 0%</b>

356 - TEXAS ETHICS COMMISSION - BUILDING CONSTRUCTION UNADJUSTED GOAL IS 21.1%

T	0	0 / 0%	0 / 0%	0 / 0%	0 / 0%	0 / 0%	0 / 0%	0 / 0%
N	0	0 / 0%	0 / 0%	0 / 0%	0 / 0%	0 / 0%	0 / 0%	0 / 0%
S	***	0 / 0%	0 / 0%	0 / 0%	0 / 0%	0 / 0%	0 / 0%	0 / 0%
-TC	0	0 / 0%	0 / 0%	0 / 0%	0 / 0%	0 / 0%	0 / 0%	0 / 0%
-I	0	0 / 0%	0 / 0%	0 / 0%	0 / 0%	0 / 0%	0 / 0%	0 / 0%
	<b>0</b>	<b>0 / 0%</b>	<b>0 / 0%</b>	<b>0 / 0%</b>	<b>0 / 0%</b>	<b>0 / 0%</b>	<b>0 / 0%</b>	<b>0 / 0%</b>

356 - TEXAS ETHICS COMMISSION - SPECIAL TRADE UNADJUSTED GOAL IS 32.9%

T	0	0 / 0%	0 / 0%	0 / 0%	0 / 0%	0 / 0%	0 / 0%	0 / 0%
N	0	0 / 0%	0 / 0%	0 / 0%	0 / 0%	0 / 0%	0 / 0%	0 / 0%
S	***	0 / 0%	0 / 0%	0 / 0%	0 / 0%	0 / 0%	0 / 0%	0 / 0%
-TC	0	0 / 0%	0 / 0%	0 / 0%	0 / 0%	0 / 0%	0 / 0%	0 / 0%
-I	0	0 / 0%	0 / 0%	0 / 0%	0 / 0%	0 / 0%	0 / 0%	0 / 0%
	<b>0</b>	<b>0 / 0%</b>	<b>0 / 0%</b>	<b>0 / 0%</b>	<b>0 / 0%</b>	<b>0 / 0%</b>	<b>0 / 0%</b>	<b>0 / 0%</b>

\*\*\* DOLLARS REPORTED BUT NOT SHOWN IN THESE COLUMNS. T=TREASURY, N=NON-TREASURY, S=SUBCONTRACTOR FUNDS & PROCUREMENT CARD HUB PURCHASES, TC=TERM CONTRACT, I= INTER GOVERNMENT



TEXAS HISTORICALLY UNDERUTILIZED BUSINESS (HUB) SEMI-ANNUAL REPORT RECEIVED FOR FISCAL YEAR 2023

SECTION VII - STATE AGENCY EXPENDITURE DATA

FUND TYPE	TOTAL EXPENDITURE	TOTAL SPENT WITH HUBS AMOUNT / %	BLACK AMOUNT / %	HISPANIC AMOUNT / %	WOMAN AMOUNT / %	ASIAN PACIFIC AMOUNT / %	NATIVE AMERICAN AMOUNT / %	SERVICE-DISABLED VETERAN AMOUNT / %
<b>356 - TEXAS ETHICS COMMISSION - PROFESSIONAL SERVICES UNADJUSTED GOAL IS 23.7%</b>								
T	\$4,020	\$4,020 / 100.00%	0 / 0%	0 / 0%	\$4,020 / 100.00%	0 / 0%	0 / 0%	0 / 0%
N	0	0 / 0%	0 / 0%	0 / 0%	0 / 0%	0 / 0%	0 / 0%	0 / 0%
S	***	0 / 0%	0 / 0%	0 / 0%	0 / 0%	0 / 0%	0 / 0%	0 / 0%
-TC	0	0 / 0%	0 / 0%	0 / 0%	0 / 0%	0 / 0%	0 / 0%	0 / 0%
-I	0	0 / 0%	0 / 0%	0 / 0%	0 / 0%	0 / 0%	0 / 0%	0 / 0%
	<b>\$4,020</b>	<b>\$4,020 / 100.00%</b>	<b>0 / 0%</b>	<b>0 / 0%</b>	<b>\$4,020 / 100.00%</b>	<b>0 / 0%</b>	<b>0 / 0%</b>	<b>0 / 0%</b>
<b>356 - TEXAS ETHICS COMMISSION - OTHER SERVICES UNADJUSTED GOAL IS 26%</b>								
T	\$675,105	\$612,130 / 90.67%	0 / 0%	0 / 0%	\$608,617 / 90.15%	\$3,512 / 0.52%	0 / 0%	0 / 0%
N	0	0 / 0%	0 / 0%	0 / 0%	0 / 0%	0 / 0%	0 / 0%	0 / 0%
S	***	0 / 0%	0 / 0%	0 / 0%	0 / 0%	0 / 0%	0 / 0%	0 / 0%
-TC	0	0 / 0%	0 / 0%	0 / 0%	0 / 0%	0 / 0%	0 / 0%	0 / 0%
-I	0	0 / 0%	0 / 0%	0 / 0%	0 / 0%	0 / 0%	0 / 0%	0 / 0%
	<b>\$675,105</b>	<b>\$612,130 / 90.67%</b>	<b>0 / 0%</b>	<b>0 / 0%</b>	<b>\$608,617 / 90.15%</b>	<b>\$3,512 / 0.52%</b>	<b>0 / 0%</b>	<b>0 / 0%</b>
<b>356 - TEXAS ETHICS COMMISSION - COMMODITY PURCHASING UNADJUSTED GOAL IS 21.1%</b>								
T	\$28,098	\$23,005 / 81.88%	0 / 0%	0 / 0%	0 / 0%	\$23,005 / 81.88%	0 / 0%	0 / 0%
N	0	0 / 0%	0 / 0%	0 / 0%	0 / 0%	0 / 0%	0 / 0%	0 / 0%
S	***	0 / 0%	0 / 0%	0 / 0%	0 / 0%	0 / 0%	0 / 0%	0 / 0%
-TC	0	0 / 0%	0 / 0%	0 / 0%	0 / 0%	0 / 0%	0 / 0%	0 / 0%
-I	0	0 / 0%	0 / 0%	0 / 0%	0 / 0%	0 / 0%	0 / 0%	0 / 0%
	<b>\$28,098</b>	<b>\$23,005 / 81.88%</b>	<b>0 / 0%</b>	<b>0 / 0%</b>	<b>0 / 0%</b>	<b>\$23,005 / 81.88%</b>	<b>0 / 0%</b>	<b>0 / 0%</b>

\*\*\* DOLLARS REPORTED BUT NOT SHOWN IN THESE COLUMNS. T=TREASURY, N=NON-TREASURY, S=SUBCONTRACTOR FUNDS & PROCUREMENT CARD HUB PURCHASES, TC=TERM CONTRACT, I= INTER GOVERNMENTAL



TEXAS HISTORICALLY UNDERUTILIZED BUSINESS (HUB) SEMI-ANNUAL REPORT RECEIVED FOR FISCAL YEAR 2023

SECTION VII - STATE AGENCY EXPENDITURE DATA

FUND TYPE	TOTAL EXPENDITURE	TOTAL SPENT WITH HUBS AMOUNT / %	BLACK AMOUNT / %	HISPANIC AMOUNT / %	WOMAN AMOUNT / %	ASIAN PACIFIC AMOUNT / %	NATIVE AMERICAN AMOUNT / %	SERVICE-DISABLED VETERAN AMOUNT / %
<b>356 - TEXAS ETHICS COMMISSION - Statewide Grand Total Expenditures</b>								
T	\$707,222	\$639,155 / 90.38%	0 / 0%	0 / 0%	\$612,637 / 86.63%	\$26,518 / 3.75%	0 / 0%	0 / 0%
N	0	0 / 0%	0 / 0%	0 / 0%	0 / 0%	0 / 0%	0 / 0%	0 / 0%
S	***	0 / 0%	0 / 0%	0 / 0%	0 / 0%	0 / 0%	0 / 0%	0 / 0%
-TC	0	0 / 0%	0 / 0%	0 / 0%	0 / 0%	0 / 0%	0 / 0%	0 / 0%
-I	0	0 / 0%	0 / 0%	0 / 0%	0 / 0%	0 / 0%	0 / 0%	0 / 0%
	<b>\$707,222</b>	<b>\$639,155 / 90.38%</b>	<b>0 / 0%</b>	<b>0 / 0%</b>	<b>\$612,637 / 86.63%</b>	<b>\$26,518 / 3.75%</b>	<b>0 / 0%</b>	<b>0 / 0%</b>

\*\*\* DOLLARS REPORTED BUT NOT SHOWN IN THESE COLUMNS. T=TREASURY, N=NON-TREASURY, S=SUBCONTRACTOR FUNDS & PROCUREMENT CARD HUB PURCHASES, TC=TERM CONTRACT, I= INTER GOVERNMENTAL



TEXAS HISTORICALLY UNDERUTILIZED BUSINESS (HUB) SEMI-ANNUAL REPORT RECEIVED FOR FISCAL YEAR 2023

SECTION VII - STATE AGENCY EXPENDITURE DATA

FUND TYPE	TOTAL EXPENDITURE	TOTAL SPENT WITH HUBS AMOUNT / %	BLACK AMOUNT / %	HISPANIC AMOUNT / %	WOMAN AMOUNT / %	ASIAN PACIFIC AMOUNT / %	NATIVE AMERICAN AMOUNT / %	SERVICE-DISABLED VETERAN AMOUNT / %
<b>359 - OFFICE OF PUBLIC INSURANCE COUNSEL - HEAVY CONSTRUCTION UNADJUSTED GOAL IS 11.2%</b>								
T	0	0 / 0%	0 / 0%	0 / 0%	0 / 0%	0 / 0%	0 / 0%	0 / 0%
N	0	0 / 0%	0 / 0%	0 / 0%	0 / 0%	0 / 0%	0 / 0%	0 / 0%
S	***	0 / 0%	0 / 0%	0 / 0%	0 / 0%	0 / 0%	0 / 0%	0 / 0%
-TC	0	0 / 0%	0 / 0%	0 / 0%	0 / 0%	0 / 0%	0 / 0%	0 / 0%
-I	0	0 / 0%	0 / 0%	0 / 0%	0 / 0%	0 / 0%	0 / 0%	0 / 0%
	<b>0</b>	<b>0 / 0%</b>	<b>0 / 0%</b>	<b>0 / 0%</b>	<b>0 / 0%</b>	<b>0 / 0%</b>	<b>0 / 0%</b>	<b>0 / 0%</b>

<b>359 - OFFICE OF PUBLIC INSURANCE COUNSEL - BUILDING CONSTRUCTION UNADJUSTED GOAL IS 21.1%</b>								
T	0	0 / 0%	0 / 0%	0 / 0%	0 / 0%	0 / 0%	0 / 0%	0 / 0%
N	0	0 / 0%	0 / 0%	0 / 0%	0 / 0%	0 / 0%	0 / 0%	0 / 0%
S	***	0 / 0%	0 / 0%	0 / 0%	0 / 0%	0 / 0%	0 / 0%	0 / 0%
-TC	0	0 / 0%	0 / 0%	0 / 0%	0 / 0%	0 / 0%	0 / 0%	0 / 0%
-I	0	0 / 0%	0 / 0%	0 / 0%	0 / 0%	0 / 0%	0 / 0%	0 / 0%
	<b>0</b>	<b>0 / 0%</b>	<b>0 / 0%</b>	<b>0 / 0%</b>	<b>0 / 0%</b>	<b>0 / 0%</b>	<b>0 / 0%</b>	<b>0 / 0%</b>

<b>359 - OFFICE OF PUBLIC INSURANCE COUNSEL - SPECIAL TRADE UNADJUSTED GOAL IS 32.9%</b>								
T	0	0 / 0%	0 / 0%	0 / 0%	0 / 0%	0 / 0%	0 / 0%	0 / 0%
N	0	0 / 0%	0 / 0%	0 / 0%	0 / 0%	0 / 0%	0 / 0%	0 / 0%
S	***	0 / 0%	0 / 0%	0 / 0%	0 / 0%	0 / 0%	0 / 0%	0 / 0%
-TC	0	0 / 0%	0 / 0%	0 / 0%	0 / 0%	0 / 0%	0 / 0%	0 / 0%
-I	0	0 / 0%	0 / 0%	0 / 0%	0 / 0%	0 / 0%	0 / 0%	0 / 0%
	<b>0</b>	<b>0 / 0%</b>	<b>0 / 0%</b>	<b>0 / 0%</b>	<b>0 / 0%</b>	<b>0 / 0%</b>	<b>0 / 0%</b>	<b>0 / 0%</b>

\*\*\* DOLLARS REPORTED BUT NOT SHOWN IN THESE COLUMNS. T=TREASURY, N=NON-TREASURY, S=SUBCONTRACTOR FUNDS & PROCUREMENT CARD HUB PURCHASES, TC=TERM CONTRACT, I= INTER GOVERNMENTAL



TEXAS HISTORICALLY UNDERUTILIZED BUSINESS (HUB) SEMI-ANNUAL REPORT RECEIVED FOR FISCAL YEAR 2023

SECTION VII - STATE AGENCY EXPENDITURE DATA

FUND TYPE	TOTAL EXPENDITURE	TOTAL SPENT WITH HUBS AMOUNT / %	BLACK AMOUNT / %	HISPANIC AMOUNT / %	WOMAN AMOUNT / %	ASIAN PACIFIC AMOUNT / %	NATIVE AMERICAN AMOUNT / %	SERVICE-DISABLED VETERAN AMOUNT / %
<b>359 - OFFICE OF PUBLIC INSURANCE COUNSEL - PROFESSIONAL SERVICES UNADJUSTED GOAL IS 23.7%</b>								
T	\$2,200	\$2,200 / 100.00%	0 / 0%	0 / 0%	\$2,200 / 100.00%	0 / 0%	0 / 0%	0 / 0%
N	0	0 / 0%	0 / 0%	0 / 0%	0 / 0%	0 / 0%	0 / 0%	0 / 0%
S	***	0 / 0%	0 / 0%	0 / 0%	0 / 0%	0 / 0%	0 / 0%	0 / 0%
-TC	0	0 / 0%	0 / 0%	0 / 0%	0 / 0%	0 / 0%	0 / 0%	0 / 0%
-I	0	0 / 0%	0 / 0%	0 / 0%	0 / 0%	0 / 0%	0 / 0%	0 / 0%
	<b>\$2,200</b>	<b>\$2,200 / 100.00%</b>	<b>0 / 0%</b>	<b>0 / 0%</b>	<b>\$2,200 / 100.00%</b>	<b>0 / 0%</b>	<b>0 / 0%</b>	<b>0 / 0%</b>

<b>359 - OFFICE OF PUBLIC INSURANCE COUNSEL - OTHER SERVICES UNADJUSTED GOAL IS 26%</b>								
T	\$10,091	0 / 0%	0 / 0%	0 / 0%	0 / 0%	0 / 0%	0 / 0%	0 / 0%
N	0	0 / 0%	0 / 0%	0 / 0%	0 / 0%	0 / 0%	0 / 0%	0 / 0%
S	***	0 / 0%	0 / 0%	0 / 0%	0 / 0%	0 / 0%	0 / 0%	0 / 0%
-TC	0	0 / 0%	0 / 0%	0 / 0%	0 / 0%	0 / 0%	0 / 0%	0 / 0%
-I	0	0 / 0%	0 / 0%	0 / 0%	0 / 0%	0 / 0%	0 / 0%	0 / 0%
	<b>\$10,091</b>	<b>0 / 0%</b>	<b>0 / 0%</b>	<b>0 / 0%</b>	<b>0 / 0%</b>	<b>0 / 0%</b>	<b>0 / 0%</b>	<b>0 / 0%</b>

<b>359 - OFFICE OF PUBLIC INSURANCE COUNSEL - COMMODITY PURCHASING UNADJUSTED GOAL IS 21.1%</b>								
T	\$14,790	\$4,072 / 27.53%	0 / 0%	0 / 0%	\$3,095 / 20.93%	\$977 / 6.60%	0 / 0%	0 / 0%
N	0	0 / 0%	0 / 0%	0 / 0%	0 / 0%	0 / 0%	0 / 0%	0 / 0%
S	***	0 / 0%	0 / 0%	0 / 0%	0 / 0%	0 / 0%	0 / 0%	0 / 0%
-TC	0	0 / 0%	0 / 0%	0 / 0%	0 / 0%	0 / 0%	0 / 0%	0 / 0%
-I	0	0 / 0%	0 / 0%	0 / 0%	0 / 0%	0 / 0%	0 / 0%	0 / 0%
	<b>\$14,790</b>	<b>\$4,072 / 27.53%</b>	<b>0 / 0%</b>	<b>0 / 0%</b>	<b>\$3,095 / 20.93%</b>	<b>\$977 / 6.60%</b>	<b>0 / 0%</b>	<b>0 / 0%</b>

\*\*\* DOLLARS REPORTED BUT NOT SHOWN IN THESE COLUMNS. T=TREASURY, N=NON-TREASURY, S=SUBCONTRACTOR FUNDS & PROCUREMENT CARD HUB PURCHASES, TC=TERM CONTRACT, I= INTER GOVERNMENTAL



TEXAS HISTORICALLY UNDERUTILIZED BUSINESS (HUB) SEMI-ANNUAL REPORT RECEIVED FOR FISCAL YEAR 2023

SECTION VII - STATE AGENCY EXPENDITURE DATA

FUND TYPE	TOTAL EXPENDITURE	TOTAL SPENT WITH HUBS AMOUNT / %	BLACK AMOUNT / %	HISPANIC AMOUNT / %	WOMAN AMOUNT / %	ASIAN PACIFIC AMOUNT / %	NATIVE AMERICAN AMOUNT / %	SERVICE-DISABLED VETERAN AMOUNT / %
<b>359 - OFFICE OF PUBLIC INSURANCE COUNSEL - Statewide Grand Total Expenditures</b>								
T	\$27,081	\$6,272 / 23.16%	0 / 0%	0 / 0%	\$5,295 / 19.55%	\$977 / 3.61%	0 / 0%	0 / 0%
N	0	0 / 0%	0 / 0%	0 / 0%	0 / 0%	0 / 0%	0 / 0%	0 / 0%
S	***	0 / 0%	0 / 0%	0 / 0%	0 / 0%	0 / 0%	0 / 0%	0 / 0%
-TC	0	0 / 0%	0 / 0%	0 / 0%	0 / 0%	0 / 0%	0 / 0%	0 / 0%
-I	0	0 / 0%	0 / 0%	0 / 0%	0 / 0%	0 / 0%	0 / 0%	0 / 0%
	<b>\$27,081</b>	<b>\$6,272 / 23.16%</b>	<b>0 / 0%</b>	<b>0 / 0%</b>	<b>\$5,295 / 19.55%</b>	<b>\$977 / 3.61%</b>	<b>0 / 0%</b>	<b>0 / 0%</b>

\*\*\* DOLLARS REPORTED BUT NOT SHOWN IN THESE COLUMNS. T=TREASURY, N=NON-TREASURY, S=SUBCONTRACTOR FUNDS & PROCUREMENT CARD HUB PURCHASES, TC=TERM CONTRACT, I= INTER GOVERNMENTAL



TEXAS HISTORICALLY UNDERUTILIZED BUSINESS (HUB) SEMI-ANNUAL REPORT RECEIVED FOR FISCAL YEAR 2023

SECTION VII - STATE AGENCY EXPENDITURE DATA

FUND TYPE	TOTAL EXPENDITURE	TOTAL SPENT WITH HUBS AMOUNT / %	BLACK AMOUNT / %	HISPANIC AMOUNT / %	WOMAN AMOUNT / %	ASIAN PACIFIC AMOUNT / %	NATIVE AMERICAN AMOUNT / %	SERVICE-DISABLED VETERAN AMOUNT / %
-----------	-------------------	----------------------------------	------------------	---------------------	------------------	--------------------------	----------------------------	-------------------------------------

360 - STATE OFC OF ADMINISTRATIVE HEARINGS - HEAVY CONSTRUCTION UNADJUSTED GOAL IS 11.2%

T	0	0 / 0%	0 / 0%	0 / 0%	0 / 0%	0 / 0%	0 / 0%	0 / 0%
N	0	0 / 0%	0 / 0%	0 / 0%	0 / 0%	0 / 0%	0 / 0%	0 / 0%
S	***	0 / 0%	0 / 0%	0 / 0%	0 / 0%	0 / 0%	0 / 0%	0 / 0%
-TC	0	0 / 0%	0 / 0%	0 / 0%	0 / 0%	0 / 0%	0 / 0%	0 / 0%
-I	0	0 / 0%	0 / 0%	0 / 0%	0 / 0%	0 / 0%	0 / 0%	0 / 0%
	<b>0</b>	<b>0 / 0%</b>	<b>0 / 0%</b>	<b>0 / 0%</b>	<b>0 / 0%</b>	<b>0 / 0%</b>	<b>0 / 0%</b>	<b>0 / 0%</b>

360 - STATE OFC OF ADMINISTRATIVE HEARINGS - BUILDING CONSTRUCTION UNADJUSTED GOAL IS 21.1%

T	0	0 / 0%	0 / 0%	0 / 0%	0 / 0%	0 / 0%	0 / 0%	0 / 0%
N	0	0 / 0%	0 / 0%	0 / 0%	0 / 0%	0 / 0%	0 / 0%	0 / 0%
S	***	0 / 0%	0 / 0%	0 / 0%	0 / 0%	0 / 0%	0 / 0%	0 / 0%
-TC	0	0 / 0%	0 / 0%	0 / 0%	0 / 0%	0 / 0%	0 / 0%	0 / 0%
-I	0	0 / 0%	0 / 0%	0 / 0%	0 / 0%	0 / 0%	0 / 0%	0 / 0%
	<b>0</b>	<b>0 / 0%</b>	<b>0 / 0%</b>	<b>0 / 0%</b>	<b>0 / 0%</b>	<b>0 / 0%</b>	<b>0 / 0%</b>	<b>0 / 0%</b>

360 - STATE OFC OF ADMINISTRATIVE HEARINGS - SPECIAL TRADE UNADJUSTED GOAL IS 32.9%

T	\$1,139	0 / 0%	0 / 0%	0 / 0%	0 / 0%	0 / 0%	0 / 0%	0 / 0%
N	0	0 / 0%	0 / 0%	0 / 0%	0 / 0%	0 / 0%	0 / 0%	0 / 0%
S	***	0 / 0%	0 / 0%	0 / 0%	0 / 0%	0 / 0%	0 / 0%	0 / 0%
-TC	0	0 / 0%	0 / 0%	0 / 0%	0 / 0%	0 / 0%	0 / 0%	0 / 0%
-I	0	0 / 0%	0 / 0%	0 / 0%	0 / 0%	0 / 0%	0 / 0%	0 / 0%
	<b>\$1,139</b>	<b>0 / 0%</b>	<b>0 / 0%</b>	<b>0 / 0%</b>	<b>0 / 0%</b>	<b>0 / 0%</b>	<b>0 / 0%</b>	<b>0 / 0%</b>

\*\*\* DOLLARS REPORTED BUT NOT SHOWN IN THESE COLUMNS. T=TREASURY, N=NON-TREASURY, S=SUBCONTRACTOR FUNDS & PROCUREMENT CARD HUB PURCHASES, TC=TERM CONTRACT, I= INTER GOVERNMENT





TEXAS HISTORICALLY UNDERUTILIZED BUSINESS (HUB) SEMI-ANNUAL REPORT RECEIVED FOR FISCAL YEAR 2023

SECTION VII - STATE AGENCY EXPENDITURE DATA

FUND TYPE	TOTAL EXPENDITURE	TOTAL SPENT WITH HUBS AMOUNT / %	BLACK AMOUNT / %	HISPANIC AMOUNT / %	WOMAN AMOUNT / %	ASIAN PACIFIC AMOUNT / %	NATIVE AMERICAN AMOUNT / %	SERVICE-DISABLED VETERAN AMOUNT / %
<b>360 - STATE OFC OF ADMINISTRATIVE HEARINGS - PROFESSIONAL SERVICES UNADJUSTED GOAL IS 23.7%</b>								
T	\$26,800	\$26,800 / 100.00%	0 / 0%	\$26,800 / 100.00%	0 / 0%	0 / 0%	0 / 0%	0 / 0%
N	0	0 / 0%	0 / 0%	0 / 0%	0 / 0%	0 / 0%	0 / 0%	0 / 0%
S	***	0 / 0%	0 / 0%	0 / 0%	0 / 0%	0 / 0%	0 / 0%	0 / 0%
-TC	0	0 / 0%	0 / 0%	0 / 0%	0 / 0%	0 / 0%	0 / 0%	0 / 0%
-I	0	0 / 0%	0 / 0%	0 / 0%	0 / 0%	0 / 0%	0 / 0%	0 / 0%
	<b>\$26,800</b>	<b>\$26,800 / 100.00%</b>	<b>0 / 0%</b>	<b>\$26,800 / 100.00%</b>	<b>0 / 0%</b>	<b>0 / 0%</b>	<b>0 / 0%</b>	<b>0 / 0%</b>
<b>360 - STATE OFC OF ADMINISTRATIVE HEARINGS - OTHER SERVICES UNADJUSTED GOAL IS 26%</b>								
T	\$186,491	\$13,271 / 7.12%	0 / 0%	\$540 / 0.29%	\$12,497 / 6.70%	\$233 / 0.13%	0 / 0%	0 / 0%
N	0	0 / 0%	0 / 0%	0 / 0%	0 / 0%	0 / 0%	0 / 0%	0 / 0%
S	***	0 / 0%	0 / 0%	0 / 0%	0 / 0%	0 / 0%	0 / 0%	0 / 0%
-TC	\$1,614	\$314 / 19.42%	0 / 0%	0 / 0%	\$314 / 19.42%	0 / 0%	0 / 0%	0 / 0%
-I	0	0 / 0%	0 / 0%	0 / 0%	0 / 0%	0 / 0%	0 / 0%	0 / 0%
	<b>\$184,876</b>	<b>\$12,957 / 26.54%</b>	<b>0 / 0%</b>	<b>\$540 / 0.29%</b>	<b>\$12,184 / 26.12%</b>	<b>\$233 / 0.13%</b>	<b>0 / 0%</b>	<b>0 / 0%</b>
<b>360 - STATE OFC OF ADMINISTRATIVE HEARINGS - COMMODITY PURCHASING UNADJUSTED GOAL IS 21.1%</b>								
T	\$145,800	\$87,652 / 60.12%	0 / 0%	0 / 0%	\$82,459 / 56.56%	\$5,193 / 3.56%	0 / 0%	0 / 0%
N	0	0 / 0%	0 / 0%	0 / 0%	0 / 0%	0 / 0%	0 / 0%	0 / 0%
S	***	0 / 0%	0 / 0%	0 / 0%	0 / 0%	0 / 0%	0 / 0%	0 / 0%
-TC	\$2,784	0 / 0%	0 / 0%	0 / 0%	0 / 0%	0 / 0%	0 / 0%	0 / 0%
-I	0	0 / 0%	0 / 0%	0 / 0%	0 / 0%	0 / 0%	0 / 0%	0 / 0%
	<b>\$143,016</b>	<b>\$87,652 / 60.12%</b>	<b>0 / 0%</b>	<b>0 / 0%</b>	<b>\$82,459 / 56.56%</b>	<b>\$5,193 / 3.56%</b>	<b>0 / 0%</b>	<b>0 / 0%</b>

\*\*\* DOLLARS REPORTED BUT NOT SHOWN IN THESE COLUMNS. T=TREASURY, N=NON-TREASURY, S=SUBCONTRACTOR FUNDS & PROCUREMENT CARD HUB PURCHASES, TC=TERM CONTRACT, I= INTER GOVERNMENTAL



TEXAS HISTORICALLY UNDERUTILIZED BUSINESS (HUB) SEMI-ANNUAL REPORT RECEIVED FOR FISCAL YEAR 2023

SECTION VII - STATE AGENCY EXPENDITURE DATA

FUND TYPE	TOTAL EXPENDITURE	TOTAL SPENT WITH HUBS AMOUNT / %	BLACK AMOUNT / %	HISPANIC AMOUNT / %	WOMAN AMOUNT / %	ASIAN PACIFIC AMOUNT / %	NATIVE AMERICAN AMOUNT / %	SERVICE-DISABLED VETERAN AMOUNT / %
<b>360 - STATE OFC OF ADMINISTRATIVE HEARINGS - Statewide Grand Total Expenditures</b>								
T	\$360,229	\$127,723 / 35.46%	0 / 0%	\$27,340 / 7.59%	\$94,956 / 26.36%	\$5,426 / 1.51%	0 / 0%	0 / 0%
N	0	0 / 0%	0 / 0%	0 / 0%	0 / 0%	0 / 0%	0 / 0%	0 / 0%
S	***	0 / 0%	0 / 0%	0 / 0%	0 / 0%	0 / 0%	0 / 0%	0 / 0%
-TC	\$4,399	\$314 / 7.13%	0 / 0%	0 / 0%	\$314 / 7.13%	0 / 0%	0 / 0%	0 / 0%
-I	0	0 / 0%	0 / 0%	0 / 0%	0 / 0%	0 / 0%	0 / 0%	0 / 0%
	<b>\$355,831</b>	<b>\$127,409 / 42.58%</b>	<b>0 / 0%</b>	<b>\$27,340 / 7.59%</b>	<b>\$94,643 / 33.49%</b>	<b>\$5,426 / 1.51%</b>	<b>0 / 0%</b>	<b>0 / 0%</b>

\*\*\* DOLLARS REPORTED BUT NOT SHOWN IN THESE COLUMNS. T=TREASURY, N=NON-TREASURY, S=SUBCONTRACTOR FUNDS & PROCUREMENT CARD HUB PURCHASES, TC=TERM CONTRACT, I= INTER GOVERNMENTAL



TEXAS HISTORICALLY UNDERUTILIZED BUSINESS (HUB) SEMI-ANNUAL REPORT RECEIVED FOR FISCAL YEAR 2023

SECTION VII - STATE AGENCY EXPENDITURE DATA

FUND TYPE	TOTAL EXPENDITURE	TOTAL SPENT WITH HUBS AMOUNT / %	BLACK AMOUNT / %	HISPANIC AMOUNT / %	WOMAN AMOUNT / %	ASIAN PACIFIC AMOUNT / %	NATIVE AMERICAN AMOUNT / %	SERVICE-DISABLED VETERAN AMOUNT / %
-----------	-------------------	----------------------------------	------------------	---------------------	------------------	--------------------------	----------------------------	-------------------------------------

362 - TEXAS LOTTERY COMMISSION - HEAVY CONSTRUCTION UNADJUSTED GOAL IS 11.2%

T	0	0 / 0%	0 / 0%	0 / 0%	0 / 0%	0 / 0%	0 / 0%	0 / 0%
N	0	0 / 0%	0 / 0%	0 / 0%	0 / 0%	0 / 0%	0 / 0%	0 / 0%
S	***	0 / 0%	0 / 0%	0 / 0%	0 / 0%	0 / 0%	0 / 0%	0 / 0%
-TC	0	0 / 0%	0 / 0%	0 / 0%	0 / 0%	0 / 0%	0 / 0%	0 / 0%
-I	0	0 / 0%	0 / 0%	0 / 0%	0 / 0%	0 / 0%	0 / 0%	0 / 0%
	<b>0</b>	<b>0 / 0%</b>	<b>0 / 0%</b>	<b>0 / 0%</b>	<b>0 / 0%</b>	<b>0 / 0%</b>	<b>0 / 0%</b>	<b>0 / 0%</b>

362 - TEXAS LOTTERY COMMISSION - BUILDING CONSTRUCTION UNADJUSTED GOAL IS 21.1%

T	0	0 / 0%	0 / 0%	0 / 0%	0 / 0%	0 / 0%	0 / 0%	0 / 0%
N	0	0 / 0%	0 / 0%	0 / 0%	0 / 0%	0 / 0%	0 / 0%	0 / 0%
S	***	0 / 0%	0 / 0%	0 / 0%	0 / 0%	0 / 0%	0 / 0%	0 / 0%
-TC	0	0 / 0%	0 / 0%	0 / 0%	0 / 0%	0 / 0%	0 / 0%	0 / 0%
-I	0	0 / 0%	0 / 0%	0 / 0%	0 / 0%	0 / 0%	0 / 0%	0 / 0%
	<b>0</b>	<b>0 / 0%</b>	<b>0 / 0%</b>	<b>0 / 0%</b>	<b>0 / 0%</b>	<b>0 / 0%</b>	<b>0 / 0%</b>	<b>0 / 0%</b>

362 - TEXAS LOTTERY COMMISSION - SPECIAL TRADE UNADJUSTED GOAL IS 32.9%

T	\$2,348	\$2,348 / 100.00%	0 / 0%	0 / 0%	\$2,348 / 100.00%	0 / 0%	0 / 0%	0 / 0%
N	0	0 / 0%	0 / 0%	0 / 0%	0 / 0%	0 / 0%	0 / 0%	0 / 0%
S	***	0 / 0%	0 / 0%	0 / 0%	0 / 0%	0 / 0%	0 / 0%	0 / 0%
-TC	0	0 / 0%	0 / 0%	0 / 0%	0 / 0%	0 / 0%	0 / 0%	0 / 0%
-I	0	0 / 0%	0 / 0%	0 / 0%	0 / 0%	0 / 0%	0 / 0%	0 / 0%
	<b>\$2,348</b>	<b>\$2,348 / 100.00%</b>	<b>0 / 0%</b>	<b>0 / 0%</b>	<b>\$2,348 / 100.00%</b>	<b>0 / 0%</b>	<b>0 / 0%</b>	<b>0 / 0%</b>

\*\*\* DOLLARS REPORTED BUT NOT SHOWN IN THESE COLUMNS. T=TREASURY, N=NON-TREASURY, S=SUBCONTRACTOR FUNDS & PROCUREMENT CARD HUB PURCHASES, TC=TERM CONTRACT, I= INTER GOVERNMENT



TEXAS HISTORICALLY UNDERUTILIZED BUSINESS (HUB) SEMI-ANNUAL REPORT RECEIVED FOR FISCAL YEAR 2023

SECTION VII - STATE AGENCY EXPENDITURE DATA

FUND TYPE	TOTAL EXPENDITURE	TOTAL SPENT WITH HUBS AMOUNT / %	BLACK AMOUNT / %	HISPANIC AMOUNT / %	WOMAN AMOUNT / %	ASIAN PACIFIC AMOUNT / %	NATIVE AMERICAN AMOUNT / %	SERVICE-DISABLED VETERAN AMOUNT / %
<b>362 - TEXAS LOTTERY COMMISSION - PROFESSIONAL SERVICES UNADJUSTED GOAL IS 23.7%</b>								
T	\$995,039	\$119,720 / 12.03%	\$119,720 / 12.03%	0 / 0%	0 / 0%	0 / 0%	0 / 0%	0 / 0%
N	0	0 / 0%	0 / 0%	0 / 0%	0 / 0%	0 / 0%	0 / 0%	0 / 0%
S	***	0 / 0%	0 / 0%	0 / 0%	0 / 0%	0 / 0%	0 / 0%	0 / 0%
-TC	0	0 / 0%	0 / 0%	0 / 0%	0 / 0%	0 / 0%	0 / 0%	0 / 0%
-I	0	0 / 0%	0 / 0%	0 / 0%	0 / 0%	0 / 0%	0 / 0%	0 / 0%
	<b>\$995,039</b>	<b>\$119,720 / 12.03%</b>	<b>\$119,720 / 12.03%</b>	<b>0 / 0%</b>	<b>0 / 0%</b>	<b>0 / 0%</b>	<b>0 / 0%</b>	<b>0 / 0%</b>

<b>362 - TEXAS LOTTERY COMMISSION - OTHER SERVICES UNADJUSTED GOAL IS 26%</b>								
T	\$113,256,337	\$4,504,488 / 3.98%	0 / 0%	\$4,089,868 / 3.61%	\$400,689 / 0.35%	\$13,931 / 0.01%	0 / 0%	0 / 0%
N	0	0 / 0%	0 / 0%	0 / 0%	0 / 0%	0 / 0%	0 / 0%	0 / 0%
S	***	\$4,520,158 / 4.19%	\$3,430,104 / 3.18%	\$785,791 / 0.73%	\$296,822 / 0.27%	\$7,441 / 0.01%	0 / 0%	0 / 0%
-TC	\$42,979	0 / 0%	0 / 0%	0 / 0%	0 / 0%	0 / 0%	0 / 0%	0 / 0%
-I	0	0 / 0%	0 / 0%	0 / 0%	0 / 0%	0 / 0%	0 / 0%	0 / 0%
	<b>\$113,213,357</b>	<b>\$9,024,646 / 8.16%</b>	<b>\$3,430,104 / 3.18%</b>	<b>\$4,875,659 / 4.34%</b>	<b>\$697,511 / 0.63%</b>	<b>\$21,372 / 0.02%</b>	<b>0 / 0%</b>	<b>0 / 0%</b>

<b>362 - TEXAS LOTTERY COMMISSION - COMMODITY PURCHASING UNADJUSTED GOAL IS 21.1%</b>								
T	\$684,974	\$409,207 / 59.74%	0 / 0%	\$11,559 / 1.69%	\$174,426 / 25.46%	\$223,222 / 32.59%	0 / 0%	0 / 0%
N	0	0 / 0%	0 / 0%	0 / 0%	0 / 0%	0 / 0%	0 / 0%	0 / 0%
S	***	0 / 0%	0 / 0%	0 / 0%	0 / 0%	0 / 0%	0 / 0%	0 / 0%
-TC	\$1,822	\$257 / 14.13%	0 / 0%	0 / 0%	\$257 / 14.13%	0 / 0%	0 / 0%	0 / 0%
-I	0	0 / 0%	0 / 0%	0 / 0%	0 / 0%	0 / 0%	0 / 0%	0 / 0%
	<b>\$683,152</b>	<b>\$408,950 / 73.87%</b>	<b>0 / 0%</b>	<b>\$11,559 / 1.69%</b>	<b>\$174,169 / 39.60%</b>	<b>\$223,222 / 32.59%</b>	<b>0 / 0%</b>	<b>0 / 0%</b>

\*\*\* DOLLARS REPORTED BUT NOT SHOWN IN THESE COLUMNS. T=TREASURY, N=NON-TREASURY, S=SUBCONTRACTOR FUNDS & PROCUREMENT CARD HUB PURCHASES, TC=TERM CONTRACT, I= INTER GOVERNMENTAL



TEXAS HISTORICALLY UNDERUTILIZED BUSINESS (HUB) SEMI-ANNUAL REPORT RECEIVED FOR FISCAL YEAR 2023

SECTION VII - STATE AGENCY EXPENDITURE DATA

FUND TYPE	TOTAL EXPENDITURE	TOTAL SPENT WITH HUBS AMOUNT / %	BLACK AMOUNT / %	HISPANIC AMOUNT / %	WOMAN AMOUNT / %	ASIAN PACIFIC AMOUNT / %	NATIVE AMERICAN AMOUNT / %	SERVICE-DISABLED VETERAN AMOUNT / %
<b>362 - TEXAS LOTTERY COMMISSION - Statewide Grand Total Expenditures</b>								
T	\$114,938,698	\$5,035,764 / 4.38%	\$119,720 / 0.10%	\$4,101,427 / 3.57%	\$577,463 / 0.50%	\$237,154 / 0.21%	0 / 0%	0 / 0%
N	0	0 / 0%	0 / 0%	0 / 0%	0 / 0%	0 / 0%	0 / 0%	0 / 0%
S	***	\$4,520,158 / 4.19%	\$3,430,104 / 3.18%	\$785,791 / 0.73%	\$296,822 / 0.27%	\$7,441 / 0.01%	0 / 0%	0 / 0%
-TC	\$44,801	\$257 / 0.57%	0 / 0%	0 / 0%	\$257 / 0.57%	0 / 0%	0 / 0%	0 / 0%
-I	0	0 / 0%	0 / 0%	0 / 0%	0 / 0%	0 / 0%	0 / 0%	0 / 0%
	<b>\$114,893,897</b>	<b>\$9,555,664 / 9.14%</b>	<b>\$3,549,824 / 3.28%</b>	<b>\$4,887,217 / 4.30%</b>	<b>\$874,028 / 1.35%</b>	<b>\$244,595 / 0.21%</b>	<b>0 / 0%</b>	<b>0 / 0%</b>

\*\*\* DOLLARS REPORTED BUT NOT SHOWN IN THESE COLUMNS. T=TREASURY, N=NON-TREASURY, S=SUBCONTRACTOR FUNDS & PROCUREMENT CARD HUB PURCHASES, TC=TERM CONTRACT, I= INTER GOVERNMENTAL



TEXAS HISTORICALLY UNDERUTILIZED BUSINESS (HUB) SEMI-ANNUAL REPORT RECEIVED FOR FISCAL YEAR 2023

SECTION VII - STATE AGENCY EXPENDITURE DATA

FUND TYPE	TOTAL EXPENDITURE	TOTAL SPENT WITH HUBS AMOUNT / %	BLACK AMOUNT / %	HISPANIC AMOUNT / %	WOMAN AMOUNT / %	ASIAN PACIFIC AMOUNT / %	NATIVE AMERICAN AMOUNT / %	SERVICE-DISABLED VETERAN AMOUNT / %
-----------	-------------------	----------------------------------	------------------	---------------------	------------------	--------------------------	----------------------------	-------------------------------------

364 - HEALTH PROFESSIONS COUNCIL - HEAVY CONSTRUCTION UNADJUSTED GOAL IS 11.2%

T	0	0 / 0%	0 / 0%	0 / 0%	0 / 0%	0 / 0%	0 / 0%	0 / 0%
N	0	0 / 0%	0 / 0%	0 / 0%	0 / 0%	0 / 0%	0 / 0%	0 / 0%
S	***	0 / 0%	0 / 0%	0 / 0%	0 / 0%	0 / 0%	0 / 0%	0 / 0%
-TC	0	0 / 0%	0 / 0%	0 / 0%	0 / 0%	0 / 0%	0 / 0%	0 / 0%
-I	0	0 / 0%	0 / 0%	0 / 0%	0 / 0%	0 / 0%	0 / 0%	0 / 0%
	<b>0</b>	<b>0 / 0%</b>	<b>0 / 0%</b>	<b>0 / 0%</b>	<b>0 / 0%</b>	<b>0 / 0%</b>	<b>0 / 0%</b>	<b>0 / 0%</b>

364 - HEALTH PROFESSIONS COUNCIL - BUILDING CONSTRUCTION UNADJUSTED GOAL IS 21.1%

T	0	0 / 0%	0 / 0%	0 / 0%	0 / 0%	0 / 0%	0 / 0%	0 / 0%
N	0	0 / 0%	0 / 0%	0 / 0%	0 / 0%	0 / 0%	0 / 0%	0 / 0%
S	***	0 / 0%	0 / 0%	0 / 0%	0 / 0%	0 / 0%	0 / 0%	0 / 0%
-TC	0	0 / 0%	0 / 0%	0 / 0%	0 / 0%	0 / 0%	0 / 0%	0 / 0%
-I	0	0 / 0%	0 / 0%	0 / 0%	0 / 0%	0 / 0%	0 / 0%	0 / 0%
	<b>0</b>	<b>0 / 0%</b>	<b>0 / 0%</b>	<b>0 / 0%</b>	<b>0 / 0%</b>	<b>0 / 0%</b>	<b>0 / 0%</b>	<b>0 / 0%</b>

364 - HEALTH PROFESSIONS COUNCIL - SPECIAL TRADE UNADJUSTED GOAL IS 32.9%

T	0	0 / 0%	0 / 0%	0 / 0%	0 / 0%	0 / 0%	0 / 0%	0 / 0%
N	0	0 / 0%	0 / 0%	0 / 0%	0 / 0%	0 / 0%	0 / 0%	0 / 0%
S	***	0 / 0%	0 / 0%	0 / 0%	0 / 0%	0 / 0%	0 / 0%	0 / 0%
-TC	0	0 / 0%	0 / 0%	0 / 0%	0 / 0%	0 / 0%	0 / 0%	0 / 0%
-I	0	0 / 0%	0 / 0%	0 / 0%	0 / 0%	0 / 0%	0 / 0%	0 / 0%
	<b>0</b>	<b>0 / 0%</b>	<b>0 / 0%</b>	<b>0 / 0%</b>	<b>0 / 0%</b>	<b>0 / 0%</b>	<b>0 / 0%</b>	<b>0 / 0%</b>

\*\*\* DOLLARS REPORTED BUT NOT SHOWN IN THESE COLUMNS. T=TREASURY, N=NON-TREASURY, S=SUBCONTRACTOR FUNDS & PROCUREMENT CARD HUB PURCHASES, TC=TERM CONTRACT, I= INTER GOVERNMENT



TEXAS HISTORICALLY UNDERUTILIZED BUSINESS (HUB) SEMI-ANNUAL REPORT RECEIVED FOR FISCAL YEAR 2023

SECTION VII - STATE AGENCY EXPENDITURE DATA

FUND TYPE	TOTAL EXPENDITURE	TOTAL SPENT WITH HUBS AMOUNT / %	BLACK AMOUNT / %	HISPANIC AMOUNT / %	WOMAN AMOUNT / %	ASIAN PACIFIC AMOUNT / %	NATIVE AMERICAN AMOUNT / %	SERVICE-DISABLED VETERAN AMOUNT / %
-----------	-------------------	----------------------------------	------------------	---------------------	------------------	--------------------------	----------------------------	-------------------------------------

364 - HEALTH PROFESSIONS COUNCIL - PROFESSIONAL SERVICES UNADJUSTED GOAL IS 23.7%

T	0	0 / 0%	0 / 0%	0 / 0%	0 / 0%	0 / 0%	0 / 0%	0 / 0%
N	0	0 / 0%	0 / 0%	0 / 0%	0 / 0%	0 / 0%	0 / 0%	0 / 0%
S	***	0 / 0%	0 / 0%	0 / 0%	0 / 0%	0 / 0%	0 / 0%	0 / 0%
-TC	0	0 / 0%	0 / 0%	0 / 0%	0 / 0%	0 / 0%	0 / 0%	0 / 0%
-I	0	0 / 0%	0 / 0%	0 / 0%	0 / 0%	0 / 0%	0 / 0%	0 / 0%
	<b>0</b>	<b>0 / 0%</b>	<b>0 / 0%</b>	<b>0 / 0%</b>	<b>0 / 0%</b>	<b>0 / 0%</b>	<b>0 / 0%</b>	<b>0 / 0%</b>

364 - HEALTH PROFESSIONS COUNCIL - OTHER SERVICES UNADJUSTED GOAL IS 26%

T	\$555,931	\$40,009 / 7.20%	0 / 0%	\$1,100 / 0.20%	\$5,580 / 1.00%	\$33,329 / 6.00%	0 / 0%	0 / 0%
N	0	0 / 0%	0 / 0%	0 / 0%	0 / 0%	0 / 0%	0 / 0%	0 / 0%
S	***	0 / 0%	0 / 0%	0 / 0%	0 / 0%	0 / 0%	0 / 0%	0 / 0%
-TC	0	0 / 0%	0 / 0%	0 / 0%	0 / 0%	0 / 0%	0 / 0%	0 / 0%
-I	0	0 / 0%	0 / 0%	0 / 0%	0 / 0%	0 / 0%	0 / 0%	0 / 0%
	<b>\$555,931</b>	<b>\$40,009 / 7.20%</b>	<b>0 / 0%</b>	<b>\$1,100 / 0.20%</b>	<b>\$5,580 / 1.00%</b>	<b>\$33,329 / 6.00%</b>	<b>0 / 0%</b>	<b>0 / 0%</b>

364 - HEALTH PROFESSIONS COUNCIL - COMMODITY PURCHASING UNADJUSTED GOAL IS 21.1%

T	\$7,439	0 / 0%	0 / 0%	0 / 0%	0 / 0%	0 / 0%	0 / 0%	0 / 0%
N	0	0 / 0%	0 / 0%	0 / 0%	0 / 0%	0 / 0%	0 / 0%	0 / 0%
S	***	0 / 0%	0 / 0%	0 / 0%	0 / 0%	0 / 0%	0 / 0%	0 / 0%
-TC	0	0 / 0%	0 / 0%	0 / 0%	0 / 0%	0 / 0%	0 / 0%	0 / 0%
-I	0	0 / 0%	0 / 0%	0 / 0%	0 / 0%	0 / 0%	0 / 0%	0 / 0%
	<b>\$7,439</b>	<b>0 / 0%</b>	<b>0 / 0%</b>	<b>0 / 0%</b>	<b>0 / 0%</b>	<b>0 / 0%</b>	<b>0 / 0%</b>	<b>0 / 0%</b>

\*\*\* DOLLARS REPORTED BUT NOT SHOWN IN THESE COLUMNS. T=TREASURY, N=NON-TREASURY, S=SUBCONTRACTOR FUNDS & PROCUREMENT CARD HUB PURCHASES, TC=TERM CONTRACT, I= INTER GOVERNMENT



TEXAS HISTORICALLY UNDERUTILIZED BUSINESS (HUB) SEMI-ANNUAL REPORT RECEIVED FOR FISCAL YEAR 2023

SECTION VII - STATE AGENCY EXPENDITURE DATA

FUND TYPE	TOTAL EXPENDITURE	TOTAL SPENT WITH HUBS AMOUNT / %	BLACK AMOUNT / %	HISPANIC AMOUNT / %	WOMAN AMOUNT / %	ASIAN PACIFIC AMOUNT / %	NATIVE AMERICAN AMOUNT / %	SERVICE-DISABLED VETERAN AMOUNT / %
<b>364 - HEALTH PROFESSIONS COUNCIL - Statewide Grand Total Expenditures</b>								
T	\$563,370	\$40,009 / 7.10%	0 / 0%	\$1,100 / 0.20%	\$5,580 / 0.99%	\$33,329 / 5.92%	0 / 0%	0 / 0%
N	0	0 / 0%	0 / 0%	0 / 0%	0 / 0%	0 / 0%	0 / 0%	0 / 0%
S	***	0 / 0%	0 / 0%	0 / 0%	0 / 0%	0 / 0%	0 / 0%	0 / 0%
-TC	0	0 / 0%	0 / 0%	0 / 0%	0 / 0%	0 / 0%	0 / 0%	0 / 0%
-I	0	0 / 0%	0 / 0%	0 / 0%	0 / 0%	0 / 0%	0 / 0%	0 / 0%
	<b>\$563,370</b>	<b>\$40,009 / 7.10%</b>	<b>0 / 0%</b>	<b>\$1,100 / 0.20%</b>	<b>\$5,580 / 0.99%</b>	<b>\$33,329 / 5.92%</b>	<b>0 / 0%</b>	<b>0 / 0%</b>

\*\*\* DOLLARS REPORTED BUT NOT SHOWN IN THESE COLUMNS. T=TREASURY, N=NON-TREASURY, S=SUBCONTRACTOR FUNDS & PROCUREMENT CARD HUB PURCHASES, TC=TERM CONTRACT, I= INTER GOVERNMENTAL





TEXAS HISTORICALLY UNDERUTILIZED BUSINESS (HUB) SEMI-ANNUAL REPORT RECEIVED FOR FISCAL YEAR 2023

SECTION VII - STATE AGENCY EXPENDITURE DATA

FUND TYPE	TOTAL EXPENDITURE	TOTAL SPENT WITH HUBS AMOUNT / %	BLACK AMOUNT / %	HISPANIC AMOUNT / %	WOMAN AMOUNT / %	ASIAN PACIFIC AMOUNT / %	NATIVE AMERICAN AMOUNT / %	SERVICE-DISABLED VETERAN AMOUNT / %
-----------	-------------------	----------------------------------	------------------	---------------------	------------------	--------------------------	----------------------------	-------------------------------------

401 - TEXAS MILITARY DEPARTMENT - HEAVY CONSTRUCTION UNADJUSTED GOAL IS 11.2%

T	\$138,064	\$72,477 / 52.50%	0 / 0%	0 / 0%	\$72,477 / 52.50%	0 / 0%	0 / 0%	0 / 0%
N	0	0 / 0%	0 / 0%	0 / 0%	0 / 0%	0 / 0%	0 / 0%	0 / 0%
S	***	0 / 0%	0 / 0%	0 / 0%	0 / 0%	0 / 0%	0 / 0%	0 / 0%
-TC	0	0 / 0%	0 / 0%	0 / 0%	0 / 0%	0 / 0%	0 / 0%	0 / 0%
-I	0	0 / 0%	0 / 0%	0 / 0%	0 / 0%	0 / 0%	0 / 0%	0 / 0%
	<b>\$138,064</b>	<b>\$72,477 / 52.50%</b>	<b>0 / 0%</b>	<b>0 / 0%</b>	<b>\$72,477 / 52.50%</b>	<b>0 / 0%</b>	<b>0 / 0%</b>	<b>0 / 0%</b>

401 - TEXAS MILITARY DEPARTMENT - BUILDING CONSTRUCTION UNADJUSTED GOAL IS 21.1%

T	\$12,397,589	\$6,489,307 / 52.34%	\$202,249 / 1.63%	\$2,667,741 / 21.52%	\$605,967 / 4.89%	\$3,013,349 / 24.31%	0 / 0%	0 / 0%
N	0	0 / 0%	0 / 0%	0 / 0%	0 / 0%	0 / 0%	0 / 0%	0 / 0%
S	***	\$4,883,176 / 39.69%	\$16,132 / 0.13%	\$80,913 / 0.66%	\$4,768,651 / 38.76%	\$17,481 / 0.14%	0 / 0%	0 / 0%
-TC	0	0 / 0%	0 / 0%	0 / 0%	0 / 0%	0 / 0%	0 / 0%	0 / 0%
-I	0	0 / 0%	0 / 0%	0 / 0%	0 / 0%	0 / 0%	0 / 0%	0 / 0%
	<b>\$12,397,589</b>	<b>\$11,372,483 / 92.03%</b>	<b>\$218,381 / 1.76%</b>	<b>\$2,748,654 / 22.18%</b>	<b>\$5,374,618 / 43.65%</b>	<b>\$3,030,830 / 24.45%</b>	<b>0 / 0%</b>	<b>0 / 0%</b>

401 - TEXAS MILITARY DEPARTMENT - SPECIAL TRADE UNADJUSTED GOAL IS 32.9%

T	\$1,758,072	\$675,769 / 38.44%	\$332,292 / 18.90%	\$80,542 / 4.58%	\$208,035 / 11.83%	\$54,900 / 3.12%	0 / 0%	0 / 0%
N	0	0 / 0%	0 / 0%	0 / 0%	0 / 0%	0 / 0%	0 / 0%	0 / 0%
S	***	0 / 0%	0 / 0%	0 / 0%	0 / 0%	0 / 0%	0 / 0%	0 / 0%
-TC	0	0 / 0%	0 / 0%	0 / 0%	0 / 0%	0 / 0%	0 / 0%	0 / 0%
-I	0	0 / 0%	0 / 0%	0 / 0%	0 / 0%	0 / 0%	0 / 0%	0 / 0%
	<b>\$1,758,072</b>	<b>\$675,769 / 38.44%</b>	<b>\$332,292 / 18.90%</b>	<b>\$80,542 / 4.58%</b>	<b>\$208,035 / 11.83%</b>	<b>\$54,900 / 3.12%</b>	<b>0 / 0%</b>	<b>0 / 0%</b>

\*\*\* DOLLARS REPORTED BUT NOT SHOWN IN THESE COLUMNS. T=TREASURY, N=NON-TREASURY, S=SUBCONTRACTOR FUNDS & PROCUREMENT CARD HUB PURCHASES, TC=TERM CONTRACT, I= INTER GOVERNMENT



TEXAS HISTORICALLY UNDERUTILIZED BUSINESS (HUB) SEMI-ANNUAL REPORT RECEIVED FOR FISCAL YEAR 2023

SECTION VII - STATE AGENCY EXPENDITURE DATA

FUND TYPE	TOTAL EXPENDITURE	TOTAL SPENT WITH HUBS AMOUNT / %	BLACK AMOUNT / %	HISPANIC AMOUNT / %	WOMAN AMOUNT / %	ASIAN PACIFIC AMOUNT / %	NATIVE AMERICAN AMOUNT / %	SERVICE-DISABLED VETERAN AMOUNT / %
<b>401 - TEXAS MILITARY DEPARTMENT - PROFESSIONAL SERVICES UNADJUSTED GOAL IS 23.7%</b>								
T	\$302,910	\$74,892 / 24.72%	\$74,892 / 24.72%	0 / 0%	0 / 0%	0 / 0%	0 / 0%	0 / 0%
N	0	0 / 0%	0 / 0%	0 / 0%	0 / 0%	0 / 0%	0 / 0%	0 / 0%
S	***	0 / 0%	0 / 0%	0 / 0%	0 / 0%	0 / 0%	0 / 0%	0 / 0%
-TC	0	0 / 0%	0 / 0%	0 / 0%	0 / 0%	0 / 0%	0 / 0%	0 / 0%
-I	0	0 / 0%	0 / 0%	0 / 0%	0 / 0%	0 / 0%	0 / 0%	0 / 0%
	<b>\$302,910</b>	<b>\$74,892 / 24.72%</b>	<b>\$74,892 / 24.72%</b>	<b>0 / 0%</b>	<b>0 / 0%</b>	<b>0 / 0%</b>	<b>0 / 0%</b>	<b>0 / 0%</b>

<b>401 - TEXAS MILITARY DEPARTMENT - OTHER SERVICES UNADJUSTED GOAL IS 26%</b>								
T	\$243,198,881	\$447,797 / 0.18%	\$62,643 / 0.03%	\$29,573 / 0.01%	\$242,436 / 0.10%	\$105,545 / 0.04%	0 / 0%	\$7,600 / 0.00%
N	0	0 / 0%	0 / 0%	0 / 0%	0 / 0%	0 / 0%	0 / 0%	0 / 0%
S	***	0 / 0%	0 / 0%	0 / 0%	0 / 0%	0 / 0%	0 / 0%	0 / 0%
-TC	\$4,177	0 / 0%	0 / 0%	0 / 0%	0 / 0%	0 / 0%	0 / 0%	0 / 0%
-I	0	0 / 0%	0 / 0%	0 / 0%	0 / 0%	0 / 0%	0 / 0%	0 / 0%
	<b>\$243,194,705</b>	<b>\$447,797 / 0.18%</b>	<b>\$62,643 / 0.03%</b>	<b>\$29,573 / 0.01%</b>	<b>\$242,436 / 0.10%</b>	<b>\$105,545 / 0.04%</b>	<b>0 / 0%</b>	<b>\$7,600 / 0.00%</b>

<b>401 - TEXAS MILITARY DEPARTMENT - COMMODITY PURCHASING UNADJUSTED GOAL IS 21.1%</b>								
T	\$14,370,757	\$877,439 / 6.11%	0 / 0%	-\$6,721 / -0.05%	\$789,587 / 5.49%	\$92,048 / 0.64%	0 / 0%	\$2,526 / 0.02%
N	0	0 / 0%	0 / 0%	0 / 0%	0 / 0%	0 / 0%	0 / 0%	0 / 0%
S	***	0 / 0%	0 / 0%	0 / 0%	0 / 0%	0 / 0%	0 / 0%	0 / 0%
-TC	\$190,470	\$79 / 0.04%	0 / 0%	0 / 0%	\$79 / 0.04%	0 / 0%	0 / 0%	0 / 0%
-I	0	0 / 0%	0 / 0%	0 / 0%	0 / 0%	0 / 0%	0 / 0%	0 / 0%
	<b>\$14,180,287</b>	<b>\$877,360 / 6.15%</b>	<b>0 / 0%</b>	<b>-\$6,721 / -0.05%</b>	<b>\$789,507 / 5.54%</b>	<b>\$92,048 / 0.64%</b>	<b>0 / 0%</b>	<b>\$2,526 / 0.02%</b>

\*\*\* DOLLARS REPORTED BUT NOT SHOWN IN THESE COLUMNS. T=TREASURY, N=NON-TREASURY, S=SUBCONTRACTOR FUNDS & PROCUREMENT CARD HUB PURCHASES, TC=TERM CONTRACT, I= INTER GOVERNMENTAL



TEXAS HISTORICALLY UNDERUTILIZED BUSINESS (HUB) SEMI-ANNUAL REPORT RECEIVED FOR FISCAL YEAR 2023

SECTION VII - STATE AGENCY EXPENDITURE DATA

FUND TYPE	TOTAL EXPENDITURE	TOTAL SPENT WITH HUBS AMOUNT / %	BLACK AMOUNT / %	HISPANIC AMOUNT / %	WOMAN AMOUNT / %	ASIAN PACIFIC AMOUNT / %	NATIVE AMERICAN AMOUNT / %	SERVICE-DISABLED VETERAN AMOUNT / %
<b>401 - TEXAS MILITARY DEPARTMENT - Statewide Grand Total Expenditures</b>								
T	\$272,166,274	\$8,637,681 / 3.17%	\$672,075 / 0.25%	\$2,771,135 / 1.02%	\$1,918,502 / 0.70%	\$3,265,842 / 1.20%	0 / 0%	\$10,126 / 0.00%
N	0	0 / 0%	0 / 0%	0 / 0%	0 / 0%	0 / 0%	0 / 0%	0 / 0%
S	***	\$4,883,176 / 39.69%	\$16,132 / 0.13%	\$80,913 / 0.66%	\$4,768,651 / 38.76%	\$17,481 / 0.14%	0 / 0%	0 / 0%
-TC	\$194,647	\$79 / 0.04%	0 / 0%	0 / 0%	\$79 / 0.04%	0 / 0%	0 / 0%	0 / 0%
-I	0	0 / 0%	0 / 0%	0 / 0%	0 / 0%	0 / 0%	0 / 0%	0 / 0%
	<b>\$271,971,627</b>	<b>\$13,520,778 / 42.90%</b>	<b>\$688,207 / 0.38%</b>	<b>\$2,852,048 / 1.68%</b>	<b>\$6,687,073 / 39.50%</b>	<b>\$3,283,323 / 1.34%</b>	<b>0 / 0%</b>	<b>\$10,126 / 0.00%</b>

\*\*\* DOLLARS REPORTED BUT NOT SHOWN IN THESE COLUMNS. T=TREASURY, N=NON-TREASURY, S=SUBCONTRACTOR FUNDS & PROCUREMENT CARD HUB PURCHASES, TC=TERM CONTRACT, I= INTER GOVERNMENTAL



TEXAS HISTORICALLY UNDERUTILIZED BUSINESS (HUB) SEMI-ANNUAL REPORT RECEIVED FOR FISCAL YEAR 2023

SECTION VII - STATE AGENCY EXPENDITURE DATA

FUND TYPE	TOTAL EXPENDITURE	TOTAL SPENT WITH HUBS AMOUNT / %	BLACK AMOUNT / %	HISPANIC AMOUNT / %	WOMAN AMOUNT / %	ASIAN PACIFIC AMOUNT / %	NATIVE AMERICAN AMOUNT / %	SERVICE-DISABLED VETERAN AMOUNT / %
-----------	-------------------	----------------------------------	------------------	---------------------	------------------	--------------------------	----------------------------	-------------------------------------

403 - TEXAS VETERANS COMMISSION - HEAVY CONSTRUCTION UNADJUSTED GOAL IS 11.2%

T	0	0 / 0%	0 / 0%	0 / 0%	0 / 0%	0 / 0%	0 / 0%	0 / 0%
N	0	0 / 0%	0 / 0%	0 / 0%	0 / 0%	0 / 0%	0 / 0%	0 / 0%
S	***	0 / 0%	0 / 0%	0 / 0%	0 / 0%	0 / 0%	0 / 0%	0 / 0%
-TC	0	0 / 0%	0 / 0%	0 / 0%	0 / 0%	0 / 0%	0 / 0%	0 / 0%
-I	0	0 / 0%	0 / 0%	0 / 0%	0 / 0%	0 / 0%	0 / 0%	0 / 0%
	<b>0</b>	<b>0 / 0%</b>	<b>0 / 0%</b>	<b>0 / 0%</b>	<b>0 / 0%</b>	<b>0 / 0%</b>	<b>0 / 0%</b>	<b>0 / 0%</b>

403 - TEXAS VETERANS COMMISSION - BUILDING CONSTRUCTION UNADJUSTED GOAL IS 21.1%

T	0	0 / 0%	0 / 0%	0 / 0%	0 / 0%	0 / 0%	0 / 0%	0 / 0%
N	0	0 / 0%	0 / 0%	0 / 0%	0 / 0%	0 / 0%	0 / 0%	0 / 0%
S	***	0 / 0%	0 / 0%	0 / 0%	0 / 0%	0 / 0%	0 / 0%	0 / 0%
-TC	0	0 / 0%	0 / 0%	0 / 0%	0 / 0%	0 / 0%	0 / 0%	0 / 0%
-I	0	0 / 0%	0 / 0%	0 / 0%	0 / 0%	0 / 0%	0 / 0%	0 / 0%
	<b>0</b>	<b>0 / 0%</b>	<b>0 / 0%</b>	<b>0 / 0%</b>	<b>0 / 0%</b>	<b>0 / 0%</b>	<b>0 / 0%</b>	<b>0 / 0%</b>

403 - TEXAS VETERANS COMMISSION - SPECIAL TRADE UNADJUSTED GOAL IS 32.9%

T	0	0 / 0%	0 / 0%	0 / 0%	0 / 0%	0 / 0%	0 / 0%	0 / 0%
N	0	0 / 0%	0 / 0%	0 / 0%	0 / 0%	0 / 0%	0 / 0%	0 / 0%
S	***	0 / 0%	0 / 0%	0 / 0%	0 / 0%	0 / 0%	0 / 0%	0 / 0%
-TC	0	0 / 0%	0 / 0%	0 / 0%	0 / 0%	0 / 0%	0 / 0%	0 / 0%
-I	0	0 / 0%	0 / 0%	0 / 0%	0 / 0%	0 / 0%	0 / 0%	0 / 0%
	<b>0</b>	<b>0 / 0%</b>	<b>0 / 0%</b>	<b>0 / 0%</b>	<b>0 / 0%</b>	<b>0 / 0%</b>	<b>0 / 0%</b>	<b>0 / 0%</b>

\*\*\* DOLLARS REPORTED BUT NOT SHOWN IN THESE COLUMNS. T=TREASURY, N=NON-TREASURY, S=SUBCONTRACTOR FUNDS & PROCUREMENT CARD HUB PURCHASES, TC=TERM CONTRACT, I= INTER GOVERNMENT



TEXAS HISTORICALLY UNDERUTILIZED BUSINESS (HUB) SEMI-ANNUAL REPORT RECEIVED FOR FISCAL YEAR 2023

SECTION VII - STATE AGENCY EXPENDITURE DATA

FUND TYPE	TOTAL EXPENDITURE	TOTAL SPENT WITH HUBS AMOUNT / %	BLACK AMOUNT / %	HISPANIC AMOUNT / %	WOMAN AMOUNT / %	ASIAN PACIFIC AMOUNT / %	NATIVE AMERICAN AMOUNT / %	SERVICE-DISABLED VETERAN AMOUNT / %
-----------	-------------------	----------------------------------	------------------	---------------------	------------------	--------------------------	----------------------------	-------------------------------------

403 - TEXAS VETERANS COMMISSION - PROFESSIONAL SERVICES UNADJUSTED GOAL IS 23.7%

T	\$230	0 / 0%	0 / 0%	0 / 0%	0 / 0%	0 / 0%	0 / 0%	0 / 0%
N	0	0 / 0%	0 / 0%	0 / 0%	0 / 0%	0 / 0%	0 / 0%	0 / 0%
S	***	0 / 0%	0 / 0%	0 / 0%	0 / 0%	0 / 0%	0 / 0%	0 / 0%
-TC	0	0 / 0%	0 / 0%	0 / 0%	0 / 0%	0 / 0%	0 / 0%	0 / 0%
-I	0	0 / 0%	0 / 0%	0 / 0%	0 / 0%	0 / 0%	0 / 0%	0 / 0%
	<b>\$230</b>	<b>0 / 0%</b>	<b>0 / 0%</b>	<b>0 / 0%</b>	<b>0 / 0%</b>	<b>0 / 0%</b>	<b>0 / 0%</b>	<b>0 / 0%</b>

403 - TEXAS VETERANS COMMISSION - OTHER SERVICES UNADJUSTED GOAL IS 26%

T	\$650,881	\$260,541 / 40.03%	0 / 0%	\$8,116 / 1.25%	\$154,052 / 23.67%	\$98,205 / 15.09%	0 / 0%	\$169 / 0.03%
N	\$2,171	\$2,171 / 100.00%	0 / 0%	0 / 0%	\$2,171 / 100.00%	0 / 0%	0 / 0%	0 / 0%
S	***	0 / 0%	0 / 0%	0 / 0%	0 / 0%	0 / 0%	0 / 0%	0 / 0%
-TC	\$14,934	\$4,343 / 29.08%	0 / 0%	0 / 0%	\$4,343 / 29.08%	0 / 0%	0 / 0%	0 / 0%
-I	0	0 / 0%	0 / 0%	0 / 0%	0 / 0%	0 / 0%	0 / 0%	0 / 0%
	<b>\$638,118</b>	<b>\$258,370 / 169.11%</b>	<b>0 / 0%</b>	<b>\$8,116 / 1.25%</b>	<b>\$151,881 / 152.75%</b>	<b>\$98,205 / 15.09%</b>	<b>0 / 0%</b>	<b>\$169 / 0.03%</b>

403 - TEXAS VETERANS COMMISSION - COMMODITY PURCHASING UNADJUSTED GOAL IS 21.1%

T	\$397,242	\$122,872 / 30.93%	\$8,727 / 2.20%	\$11,966 / 3.01%	\$73,863 / 18.59%	\$28,315 / 7.13%	0 / 0%	0 / 0%
N	\$52	\$52 / 100.00%	0 / 0%	0 / 0%	\$52 / 100.00%	0 / 0%	0 / 0%	0 / 0%
S	***	0 / 0%	0 / 0%	0 / 0%	0 / 0%	0 / 0%	0 / 0%	0 / 0%
-TC	\$2,014	\$103 / 5.12%	0 / 0%	0 / 0%	\$103 / 5.12%	0 / 0%	0 / 0%	0 / 0%
-I	0	0 / 0%	0 / 0%	0 / 0%	0 / 0%	0 / 0%	0 / 0%	0 / 0%
	<b>\$395,279</b>	<b>\$122,820 / 136.05%</b>	<b>\$8,727 / 2.20%</b>	<b>\$11,966 / 3.01%</b>	<b>\$73,812 / 123.71%</b>	<b>\$28,315 / 7.13%</b>	<b>0 / 0%</b>	<b>0 / 0%</b>

\*\*\* DOLLARS REPORTED BUT NOT SHOWN IN THESE COLUMNS. T=TREASURY, N=NON-TREASURY, S=SUBCONTRACTOR FUNDS & PROCUREMENT CARD HUB PURCHASES, TC=TERM CONTRACT, I= INTER GOVERNMENTAL



TEXAS HISTORICALLY UNDERUTILIZED BUSINESS (HUB) SEMI-ANNUAL REPORT RECEIVED FOR FISCAL YEAR 2023

SECTION VII - STATE AGENCY EXPENDITURE DATA

FUND TYPE	TOTAL EXPENDITURE	TOTAL SPENT WITH HUBS AMOUNT / %	BLACK AMOUNT / %	HISPANIC AMOUNT / %	WOMAN AMOUNT / %	ASIAN PACIFIC AMOUNT / %	NATIVE AMERICAN AMOUNT / %	SERVICE-DISABLED VETERAN AMOUNT / %
<b>403 - TEXAS VETERANS COMMISSION - Statewide Grand Total Expenditures</b>								
T	\$1,048,353	\$383,413 / 36.57%	\$8,727 / 0.83%	\$20,082 / 1.92%	\$227,915 / 21.74%	\$126,520 / 12.07%	0 / 0%	\$169 / 0.02%
N	\$2,223	\$2,223 / 100.00%	0 / 0%	0 / 0%	\$2,223 / 100.00%	0 / 0%	0 / 0%	0 / 0%
S	***	0 / 0%	0 / 0%	0 / 0%	0 / 0%	0 / 0%	0 / 0%	0 / 0%
-TC	\$16,948	\$4,446 / 26.23%	0 / 0%	0 / 0%	\$4,446 / 26.23%	0 / 0%	0 / 0%	0 / 0%
-I	0	0 / 0%	0 / 0%	0 / 0%	0 / 0%	0 / 0%	0 / 0%	0 / 0%
	<b>\$1,033,627</b>	<b>\$381,190 / 162.80%</b>	<b>\$8,727 / 0.83%</b>	<b>\$20,082 / 1.92%</b>	<b>\$225,692 / 147.97%</b>	<b>\$126,520 / 12.07%</b>	<b>0 / 0%</b>	<b>\$169 / 0.02%</b>

\*\*\* DOLLARS REPORTED BUT NOT SHOWN IN THESE COLUMNS. T=TREASURY, N=NON-TREASURY, S=SUBCONTRACTOR FUNDS & PROCUREMENT CARD HUB PURCHASES, TC=TERM CONTRACT, I= INTER GOVERNMENTAL



TEXAS HISTORICALLY UNDERUTILIZED BUSINESS (HUB) SEMI-ANNUAL REPORT RECEIVED FOR FISCAL YEAR 2023

SECTION VII - STATE AGENCY EXPENDITURE DATA

FUND TYPE	TOTAL EXPENDITURE	TOTAL SPENT WITH HUBS AMOUNT / %	BLACK AMOUNT / %	HISPANIC AMOUNT / %	WOMAN AMOUNT / %	ASIAN PACIFIC AMOUNT / %	NATIVE AMERICAN AMOUNT / %	SERVICE-DISABLED VETERAN AMOUNT / %
-----------	-------------------	----------------------------------	------------------	---------------------	------------------	--------------------------	----------------------------	-------------------------------------

405 - DEPARTMENT OF PUBLIC SAFETY - HEAVY CONSTRUCTION UNADJUSTED GOAL IS 11.2%

T	\$171,234	\$70,822 / 41.36%	\$61,055 / 35.66%	\$9,767 / 5.70%	0 / 0%	0 / 0%	0 / 0%	0 / 0%
N	0	0 / 0%	0 / 0%	0 / 0%	0 / 0%	0 / 0%	0 / 0%	0 / 0%
S	***	0 / 0%	0 / 0%	0 / 0%	0 / 0%	0 / 0%	0 / 0%	0 / 0%
-TC	0	0 / 0%	0 / 0%	0 / 0%	0 / 0%	0 / 0%	0 / 0%	0 / 0%
-I	0	0 / 0%	0 / 0%	0 / 0%	0 / 0%	0 / 0%	0 / 0%	0 / 0%
	<b>\$171,234</b>	<b>\$70,822 / 41.36%</b>	<b>\$61,055 / 35.66%</b>	<b>\$9,767 / 5.70%</b>	<b>0 / 0%</b>	<b>0 / 0%</b>	<b>0 / 0%</b>	<b>0 / 0%</b>

405 - DEPARTMENT OF PUBLIC SAFETY - BUILDING CONSTRUCTION UNADJUSTED GOAL IS 21.1%

T	\$1,795,087	\$522,548 / 29.11%	0 / 0%	\$522,548 / 29.11%	0 / 0%	0 / 0%	0 / 0%	0 / 0%
N	0	0 / 0%	0 / 0%	0 / 0%	0 / 0%	0 / 0%	0 / 0%	0 / 0%
S	***	0 / 0%	0 / 0%	0 / 0%	0 / 0%	0 / 0%	0 / 0%	0 / 0%
-TC	0	0 / 0%	0 / 0%	0 / 0%	0 / 0%	0 / 0%	0 / 0%	0 / 0%
-I	0	0 / 0%	0 / 0%	0 / 0%	0 / 0%	0 / 0%	0 / 0%	0 / 0%
	<b>\$1,795,087</b>	<b>\$522,548 / 29.11%</b>	<b>0 / 0%</b>	<b>\$522,548 / 29.11%</b>	<b>0 / 0%</b>	<b>0 / 0%</b>	<b>0 / 0%</b>	<b>0 / 0%</b>

405 - DEPARTMENT OF PUBLIC SAFETY - SPECIAL TRADE UNADJUSTED GOAL IS 32.9%

T	\$1,520,613	\$506,331 / 33.30%	\$83,426 / 5.49%	\$178,393 / 11.73%	\$99,873 / 6.57%	\$137,209 / 9.02%	0 / 0%	\$7,430 / 0.49%
N	0	0 / 0%	0 / 0%	0 / 0%	0 / 0%	0 / 0%	0 / 0%	0 / 0%
S	***	0 / 0%	0 / 0%	0 / 0%	0 / 0%	0 / 0%	0 / 0%	0 / 0%
-TC	0	0 / 0%	0 / 0%	0 / 0%	0 / 0%	0 / 0%	0 / 0%	0 / 0%
-I	0	0 / 0%	0 / 0%	0 / 0%	0 / 0%	0 / 0%	0 / 0%	0 / 0%
	<b>\$1,520,613</b>	<b>\$506,331 / 33.30%</b>	<b>\$83,426 / 5.49%</b>	<b>\$178,393 / 11.73%</b>	<b>\$99,873 / 6.57%</b>	<b>\$137,209 / 9.02%</b>	<b>0 / 0%</b>	<b>\$7,430 / 0.49%</b>

\*\*\* DOLLARS REPORTED BUT NOT SHOWN IN THESE COLUMNS. T=TREASURY, N=NON-TREASURY, S=SUBCONTRACTOR FUNDS & PROCUREMENT CARD HUB PURCHASES, TC=TERM CONTRACT, I= INTER GOVERNMENTAL



TEXAS HISTORICALLY UNDERUTILIZED BUSINESS (HUB) SEMI-ANNUAL REPORT RECEIVED FOR FISCAL YEAR 2023

SECTION VII - STATE AGENCY EXPENDITURE DATA

FUND TYPE	TOTAL EXPENDITURE	TOTAL SPENT WITH HUBS AMOUNT / %	BLACK AMOUNT / %	HISPANIC AMOUNT / %	WOMAN AMOUNT / %	ASIAN PACIFIC AMOUNT / %	NATIVE AMERICAN AMOUNT / %	SERVICE-DISABLED VETERAN AMOUNT / %
<b>405 - DEPARTMENT OF PUBLIC SAFETY - PROFESSIONAL SERVICES UNADJUSTED GOAL IS 23.7%</b>								
T	\$285,372	0 / 0%	0 / 0%	0 / 0%	0 / 0%	0 / 0%	0 / 0%	0 / 0%
N	0	0 / 0%	0 / 0%	0 / 0%	0 / 0%	0 / 0%	0 / 0%	0 / 0%
S	***	0 / 0%	0 / 0%	0 / 0%	0 / 0%	0 / 0%	0 / 0%	0 / 0%
-TC	\$16,285	0 / 0%	0 / 0%	0 / 0%	0 / 0%	0 / 0%	0 / 0%	0 / 0%
-I	\$9,250	0 / 0%	0 / 0%	0 / 0%	0 / 0%	0 / 0%	0 / 0%	0 / 0%
	<b>\$259,838</b>	<b>0 / 0%</b>	<b>0 / 0%</b>	<b>0 / 0%</b>	<b>0 / 0%</b>	<b>0 / 0%</b>	<b>0 / 0%</b>	<b>0 / 0%</b>
<b>405 - DEPARTMENT OF PUBLIC SAFETY - OTHER SERVICES UNADJUSTED GOAL IS 26%</b>								
T	\$61,994,089	\$9,308,467 / 15.02%	\$185,168 / 0.30%	\$4,144,295 / 6.68%	\$3,084,817 / 4.98%	\$1,875,526 / 3.03%	0 / 0%	\$18,662 / 0.03%
N	0	0 / 0%	0 / 0%	0 / 0%	0 / 0%	0 / 0%	0 / 0%	0 / 0%
S	***	\$776,264 / 2.26%	0 / 0%	\$7,558 / 0.02%	\$459,079 / 1.33%	\$309,628 / 0.90%	0 / 0%	0 / 0%
-TC	\$2,614,779	0 / 0%	0 / 0%	0 / 0%	0 / 0%	0 / 0%	0 / 0%	0 / 0%
-I	\$468,763	0 / 0%	0 / 0%	0 / 0%	0 / 0%	0 / 0%	0 / 0%	0 / 0%
	<b>\$58,910,547</b>	<b>\$10,084,732 / 17.27%</b>	<b>\$185,168 / 0.30%</b>	<b>\$4,151,853 / 6.71%</b>	<b>\$3,543,895 / 6.31%</b>	<b>\$2,185,154 / 3.93%</b>	<b>0 / 0%</b>	<b>\$18,662 / 0.03%</b>
<b>405 - DEPARTMENT OF PUBLIC SAFETY - COMMODITY PURCHASING UNADJUSTED GOAL IS 21.1%</b>								
T	\$81,523,509	\$14,389,971 / 17.65%	\$158,670 / 0.19%	\$2,016,019 / 2.47%	\$11,075,192 / 13.59%	\$1,101,947 / 1.35%	\$25,561 / 0.03%	\$12,583 / 0.02%
N	0	0 / 0%	0 / 0%	0 / 0%	0 / 0%	0 / 0%	0 / 0%	0 / 0%
S	***	0 / 0%	0 / 0%	0 / 0%	0 / 0%	0 / 0%	0 / 0%	0 / 0%
-TC	\$27,987,036	\$239,489 / 0.86%	\$28,913 / 0.10%	\$194,679 / 0.70%	\$10,709 / 0.04%	\$5,189 / 0.02%	0 / 0%	0 / 0%
-I	0	0 / 0%	0 / 0%	0 / 0%	0 / 0%	0 / 0%	0 / 0%	0 / 0%
	<b>\$53,536,473</b>	<b>\$14,150,482 / 18.51%</b>	<b>\$129,757 / 0.30%</b>	<b>\$1,821,340 / 3.17%</b>	<b>\$11,064,483 / 13.62%</b>	<b>\$1,096,758 / 1.37%</b>	<b>\$25,561 / 0.03%</b>	<b>\$12,583 / 0.02%</b>

\*\*\* DOLLARS REPORTED BUT NOT SHOWN IN THESE COLUMNS. T=TREASURY, N=NON-TREASURY, S=SUBCONTRACTOR FUNDS & PROCUREMENT CARD HUB PURCHASES, TC=TERM CONTRACT, I= INTER GOVERNMENTAL





TEXAS HISTORICALLY UNDERUTILIZED BUSINESS (HUB) SEMI-ANNUAL REPORT RECEIVED FOR FISCAL YEAR 2023

SECTION VII - STATE AGENCY EXPENDITURE DATA

FUND TYPE	TOTAL EXPENDITURE	TOTAL SPENT WITH HUBS AMOUNT / %	BLACK AMOUNT / %	HISPANIC AMOUNT / %	WOMAN AMOUNT / %	ASIAN PACIFIC AMOUNT / %	NATIVE AMERICAN AMOUNT / %	SERVICE-DISABLED VETERAN AMOUNT / %
<b>405 - DEPARTMENT OF PUBLIC SAFETY - Statewide Grand Total Expenditures</b>								
T	\$147,289,904	\$24,798,140 / 16.84%	\$488,319 / 0.33%	\$6,871,021 / 4.66%	\$14,259,882 / 9.68%	\$3,114,682 / 2.11%	\$25,561 / 0.02%	\$38,675 / 0.03%
N	0	0 / 0%	0 / 0%	0 / 0%	0 / 0%	0 / 0%	0 / 0%	0 / 0%
S	***	\$776,264 / 2.15%	0 / 0%	\$7,558 / 0.02%	\$459,079 / 1.27%	\$309,628 / 0.86%	0 / 0%	0 / 0%
-TC	\$30,618,099	\$239,489 / 0.78%	\$28,913 / 0.09%	\$194,679 / 0.64%	\$10,709 / 0.03%	\$5,189 / 0.02%	0 / 0%	0 / 0%
-I	\$478,012	0 / 0%	0 / 0%	0 / 0%	0 / 0%	0 / 0%	0 / 0%	0 / 0%
	<b>\$116,193,792</b>	<b>\$25,334,915 / 19.77%</b>	<b>\$459,406 / 0.43%</b>	<b>\$6,683,900 / 5.32%</b>	<b>\$14,708,251 / 10.99%</b>	<b>\$3,419,121 / 2.99%</b>	<b>\$25,561 / 0.02%</b>	<b>\$38,675 / 0.03%</b>

\*\*\* DOLLARS REPORTED BUT NOT SHOWN IN THESE COLUMNS. T=TREASURY, N=NON-TREASURY, S=SUBCONTRACTOR FUNDS & PROCUREMENT CARD HUB PURCHASES, TC=TERM CONTRACT, I= INTER GOVERNMENTAL



TEXAS HISTORICALLY UNDERUTILIZED BUSINESS (HUB) SEMI-ANNUAL REPORT RECEIVED FOR FISCAL YEAR 2023

SECTION VII - STATE AGENCY EXPENDITURE DATA

FUND TYPE	TOTAL EXPENDITURE	TOTAL SPENT WITH HUBS AMOUNT / %	BLACK AMOUNT / %	HISPANIC AMOUNT / %	WOMAN AMOUNT / %	ASIAN PACIFIC AMOUNT / %	NATIVE AMERICAN AMOUNT / %	SERVICE-DISABLED VETERAN AMOUNT / %
<b>407 - TEXAS COMMISSION ON LAW ENFORCEMENT - HEAVY CONSTRUCTION UNADJUSTED GOAL IS 11.2%</b>								
T	0	0 / 0%	0 / 0%	0 / 0%	0 / 0%	0 / 0%	0 / 0%	0 / 0%
N	0	0 / 0%	0 / 0%	0 / 0%	0 / 0%	0 / 0%	0 / 0%	0 / 0%
S	***	0 / 0%	0 / 0%	0 / 0%	0 / 0%	0 / 0%	0 / 0%	0 / 0%
-TC	0	0 / 0%	0 / 0%	0 / 0%	0 / 0%	0 / 0%	0 / 0%	0 / 0%
-I	0	0 / 0%	0 / 0%	0 / 0%	0 / 0%	0 / 0%	0 / 0%	0 / 0%
	<b>0</b>	<b>0 / 0%</b>	<b>0 / 0%</b>	<b>0 / 0%</b>	<b>0 / 0%</b>	<b>0 / 0%</b>	<b>0 / 0%</b>	<b>0 / 0%</b>

<b>407 - TEXAS COMMISSION ON LAW ENFORCEMENT - BUILDING CONSTRUCTION UNADJUSTED GOAL IS 21.1%</b>								
T	0	0 / 0%	0 / 0%	0 / 0%	0 / 0%	0 / 0%	0 / 0%	0 / 0%
N	0	0 / 0%	0 / 0%	0 / 0%	0 / 0%	0 / 0%	0 / 0%	0 / 0%
S	***	0 / 0%	0 / 0%	0 / 0%	0 / 0%	0 / 0%	0 / 0%	0 / 0%
-TC	0	0 / 0%	0 / 0%	0 / 0%	0 / 0%	0 / 0%	0 / 0%	0 / 0%
-I	0	0 / 0%	0 / 0%	0 / 0%	0 / 0%	0 / 0%	0 / 0%	0 / 0%
	<b>0</b>	<b>0 / 0%</b>	<b>0 / 0%</b>	<b>0 / 0%</b>	<b>0 / 0%</b>	<b>0 / 0%</b>	<b>0 / 0%</b>	<b>0 / 0%</b>

<b>407 - TEXAS COMMISSION ON LAW ENFORCEMENT - SPECIAL TRADE UNADJUSTED GOAL IS 32.9%</b>								
T	0	0 / 0%	0 / 0%	0 / 0%	0 / 0%	0 / 0%	0 / 0%	0 / 0%
N	0	0 / 0%	0 / 0%	0 / 0%	0 / 0%	0 / 0%	0 / 0%	0 / 0%
S	***	0 / 0%	0 / 0%	0 / 0%	0 / 0%	0 / 0%	0 / 0%	0 / 0%
-TC	0	0 / 0%	0 / 0%	0 / 0%	0 / 0%	0 / 0%	0 / 0%	0 / 0%
-I	0	0 / 0%	0 / 0%	0 / 0%	0 / 0%	0 / 0%	0 / 0%	0 / 0%
	<b>0</b>	<b>0 / 0%</b>	<b>0 / 0%</b>	<b>0 / 0%</b>	<b>0 / 0%</b>	<b>0 / 0%</b>	<b>0 / 0%</b>	<b>0 / 0%</b>

\*\*\* DOLLARS REPORTED BUT NOT SHOWN IN THESE COLUMNS. T=TREASURY, N=NON-TREASURY, S=SUBCONTRACTOR FUNDS & PROCUREMENT CARD HUB PURCHASES, TC=TERM CONTRACT, I= INTER GOVERNMENT



TEXAS HISTORICALLY UNDERUTILIZED BUSINESS (HUB) SEMI-ANNUAL REPORT RECEIVED FOR FISCAL YEAR 2023

SECTION VII - STATE AGENCY EXPENDITURE DATA

FUND TYPE	TOTAL EXPENDITURE	TOTAL SPENT WITH HUBS AMOUNT / %	BLACK AMOUNT / %	HISPANIC AMOUNT / %	WOMAN AMOUNT / %	ASIAN PACIFIC AMOUNT / %	NATIVE AMERICAN AMOUNT / %	SERVICE-DISABLED VETERAN AMOUNT / %
-----------	-------------------	----------------------------------	------------------	---------------------	------------------	--------------------------	----------------------------	-------------------------------------

407 - TEXAS COMMISSION ON LAW ENFORCEMENT - PROFESSIONAL SERVICES UNADJUSTED GOAL IS 23.7%

T	\$4,000	0 / 0%	0 / 0%	0 / 0%	0 / 0%	0 / 0%	0 / 0%	0 / 0%
N	0	0 / 0%	0 / 0%	0 / 0%	0 / 0%	0 / 0%	0 / 0%	0 / 0%
S	***	0 / 0%	0 / 0%	0 / 0%	0 / 0%	0 / 0%	0 / 0%	0 / 0%
-TC	0	0 / 0%	0 / 0%	0 / 0%	0 / 0%	0 / 0%	0 / 0%	0 / 0%
-I	0	0 / 0%	0 / 0%	0 / 0%	0 / 0%	0 / 0%	0 / 0%	0 / 0%
	<b>\$4,000</b>	<b>0 / 0%</b>	<b>0 / 0%</b>	<b>0 / 0%</b>	<b>0 / 0%</b>	<b>0 / 0%</b>	<b>0 / 0%</b>	<b>0 / 0%</b>

407 - TEXAS COMMISSION ON LAW ENFORCEMENT - OTHER SERVICES UNADJUSTED GOAL IS 26%

T	\$474,397	0 / 0%	0 / 0%	0 / 0%	0 / 0%	0 / 0%	0 / 0%	0 / 0%
N	0	0 / 0%	0 / 0%	0 / 0%	0 / 0%	0 / 0%	0 / 0%	0 / 0%
S	***	0 / 0%	0 / 0%	0 / 0%	0 / 0%	0 / 0%	0 / 0%	0 / 0%
-TC	\$2,720	0 / 0%	0 / 0%	0 / 0%	0 / 0%	0 / 0%	0 / 0%	0 / 0%
-I	\$294,491	0 / 0%	0 / 0%	0 / 0%	0 / 0%	0 / 0%	0 / 0%	0 / 0%
	<b>\$177,186</b>	<b>0 / 0%</b>	<b>0 / 0%</b>	<b>0 / 0%</b>	<b>0 / 0%</b>	<b>0 / 0%</b>	<b>0 / 0%</b>	<b>0 / 0%</b>

407 - TEXAS COMMISSION ON LAW ENFORCEMENT - COMMODITY PURCHASING UNADJUSTED GOAL IS 21.1%

T	\$211,713	\$34,771 / 16.42%	0 / 0%	\$11,884 / 5.61%	\$14,008 / 6.62%	\$8,879 / 4.19%	0 / 0%	0 / 0%
N	0	0 / 0%	0 / 0%	0 / 0%	0 / 0%	0 / 0%	0 / 0%	0 / 0%
S	***	0 / 0%	0 / 0%	0 / 0%	0 / 0%	0 / 0%	0 / 0%	0 / 0%
-TC	\$293	0 / 0%	0 / 0%	0 / 0%	0 / 0%	0 / 0%	0 / 0%	0 / 0%
-I	\$19,079	0 / 0%	0 / 0%	0 / 0%	0 / 0%	0 / 0%	0 / 0%	0 / 0%
	<b>\$192,340</b>	<b>\$34,771 / 16.42%</b>	<b>0 / 0%</b>	<b>\$11,884 / 5.61%</b>	<b>\$14,008 / 6.62%</b>	<b>\$8,879 / 4.19%</b>	<b>0 / 0%</b>	<b>0 / 0%</b>

\*\*\* DOLLARS REPORTED BUT NOT SHOWN IN THESE COLUMNS. T=TREASURY, N=NON-TREASURY, S=SUBCONTRACTOR FUNDS & PROCUREMENT CARD HUB PURCHASES, TC=TERM CONTRACT, I= INTER GOVERNMENT



TEXAS HISTORICALLY UNDERUTILIZED BUSINESS (HUB) SEMI-ANNUAL REPORT RECEIVED FOR FISCAL YEAR 2023

SECTION VII - STATE AGENCY EXPENDITURE DATA

FUND TYPE	TOTAL EXPENDITURE	TOTAL SPENT WITH HUBS AMOUNT / %	BLACK AMOUNT / %	HISPANIC AMOUNT / %	WOMAN AMOUNT / %	ASIAN PACIFIC AMOUNT / %	NATIVE AMERICAN AMOUNT / %	SERVICE-DISABLED VETERAN AMOUNT / %
<b>407 - TEXAS COMMISSION ON LAW ENFORCEMENT - Statewide Grand Total Expenditures</b>								
T	\$690,110	\$34,771 / 5.04%	0 / 0%	\$11,884 / 1.72%	\$14,008 / 2.03%	\$8,879 / 1.29%	0 / 0%	0 / 0%
N	0	0 / 0%	0 / 0%	0 / 0%	0 / 0%	0 / 0%	0 / 0%	0 / 0%
S	***	0 / 0%	0 / 0%	0 / 0%	0 / 0%	0 / 0%	0 / 0%	0 / 0%
-TC	\$3,013	0 / 0%	0 / 0%	0 / 0%	0 / 0%	0 / 0%	0 / 0%	0 / 0%
-I	\$313,571	0 / 0%	0 / 0%	0 / 0%	0 / 0%	0 / 0%	0 / 0%	0 / 0%
	<b>\$373,526</b>	<b>\$34,771 / 5.04%</b>	<b>0 / 0%</b>	<b>\$11,884 / 1.72%</b>	<b>\$14,008 / 2.03%</b>	<b>\$8,879 / 1.29%</b>	<b>0 / 0%</b>	<b>0 / 0%</b>

\*\*\* DOLLARS REPORTED BUT NOT SHOWN IN THESE COLUMNS. T=TREASURY, N=NON-TREASURY, S=SUBCONTRACTOR FUNDS & PROCUREMENT CARD HUB PURCHASES, TC=TERM CONTRACT, I= INTER GOVERNMENTAL



TEXAS HISTORICALLY UNDERUTILIZED BUSINESS (HUB) SEMI-ANNUAL REPORT RECEIVED FOR FISCAL YEAR 2023

SECTION VII - STATE AGENCY EXPENDITURE DATA

FUND TYPE	TOTAL EXPENDITURE	TOTAL SPENT WITH HUBS AMOUNT / %	BLACK AMOUNT / %	HISPANIC AMOUNT / %	WOMAN AMOUNT / %	ASIAN PACIFIC AMOUNT / %	NATIVE AMERICAN AMOUNT / %	SERVICE-DISABLED VETERAN AMOUNT / %
-----------	-------------------	----------------------------------	------------------	---------------------	------------------	--------------------------	----------------------------	-------------------------------------

409 - COMMISSION ON JAIL STANDARDS - HEAVY CONSTRUCTION UNADJUSTED GOAL IS 11.2%

T	0	0 / 0%	0 / 0%	0 / 0%	0 / 0%	0 / 0%	0 / 0%	0 / 0%
N	0	0 / 0%	0 / 0%	0 / 0%	0 / 0%	0 / 0%	0 / 0%	0 / 0%
S	***	0 / 0%	0 / 0%	0 / 0%	0 / 0%	0 / 0%	0 / 0%	0 / 0%
-TC	0	0 / 0%	0 / 0%	0 / 0%	0 / 0%	0 / 0%	0 / 0%	0 / 0%
-I	0	0 / 0%	0 / 0%	0 / 0%	0 / 0%	0 / 0%	0 / 0%	0 / 0%
	<b>0</b>	<b>0 / 0%</b>	<b>0 / 0%</b>	<b>0 / 0%</b>	<b>0 / 0%</b>	<b>0 / 0%</b>	<b>0 / 0%</b>	<b>0 / 0%</b>

409 - COMMISSION ON JAIL STANDARDS - BUILDING CONSTRUCTION UNADJUSTED GOAL IS 21.1%

T	0	0 / 0%	0 / 0%	0 / 0%	0 / 0%	0 / 0%	0 / 0%	0 / 0%
N	0	0 / 0%	0 / 0%	0 / 0%	0 / 0%	0 / 0%	0 / 0%	0 / 0%
S	***	0 / 0%	0 / 0%	0 / 0%	0 / 0%	0 / 0%	0 / 0%	0 / 0%
-TC	0	0 / 0%	0 / 0%	0 / 0%	0 / 0%	0 / 0%	0 / 0%	0 / 0%
-I	0	0 / 0%	0 / 0%	0 / 0%	0 / 0%	0 / 0%	0 / 0%	0 / 0%
	<b>0</b>	<b>0 / 0%</b>	<b>0 / 0%</b>	<b>0 / 0%</b>	<b>0 / 0%</b>	<b>0 / 0%</b>	<b>0 / 0%</b>	<b>0 / 0%</b>

409 - COMMISSION ON JAIL STANDARDS - SPECIAL TRADE UNADJUSTED GOAL IS 32.9%

T	0	0 / 0%	0 / 0%	0 / 0%	0 / 0%	0 / 0%	0 / 0%	0 / 0%
N	0	0 / 0%	0 / 0%	0 / 0%	0 / 0%	0 / 0%	0 / 0%	0 / 0%
S	***	0 / 0%	0 / 0%	0 / 0%	0 / 0%	0 / 0%	0 / 0%	0 / 0%
-TC	0	0 / 0%	0 / 0%	0 / 0%	0 / 0%	0 / 0%	0 / 0%	0 / 0%
-I	0	0 / 0%	0 / 0%	0 / 0%	0 / 0%	0 / 0%	0 / 0%	0 / 0%
	<b>0</b>	<b>0 / 0%</b>	<b>0 / 0%</b>	<b>0 / 0%</b>	<b>0 / 0%</b>	<b>0 / 0%</b>	<b>0 / 0%</b>	<b>0 / 0%</b>

\*\*\* DOLLARS REPORTED BUT NOT SHOWN IN THESE COLUMNS. T=TREASURY, N=NON-TREASURY, S=SUBCONTRACTOR FUNDS & PROCUREMENT CARD HUB PURCHASES, TC=TERM CONTRACT, I= INTER GOVERNMENTAL



TEXAS HISTORICALLY UNDERUTILIZED BUSINESS (HUB) SEMI-ANNUAL REPORT RECEIVED FOR FISCAL YEAR 2023

SECTION VII - STATE AGENCY EXPENDITURE DATA

FUND TYPE	TOTAL EXPENDITURE	TOTAL SPENT WITH HUBS AMOUNT / %	BLACK AMOUNT / %	HISPANIC AMOUNT / %	WOMAN AMOUNT / %	ASIAN PACIFIC AMOUNT / %	NATIVE AMERICAN AMOUNT / %	SERVICE-DISABLED VETERAN AMOUNT / %
-----------	-------------------	----------------------------------	------------------	---------------------	------------------	--------------------------	----------------------------	-------------------------------------

409 - COMMISSION ON JAIL STANDARDS - PROFESSIONAL SERVICES UNADJUSTED GOAL IS 23.7%

T	\$3,480	\$3,480 / 100.00%	0 / 0%	0 / 0%	\$3,480 / 100.00%	0 / 0%	0 / 0%	0 / 0%
N	0	0 / 0%	0 / 0%	0 / 0%	0 / 0%	0 / 0%	0 / 0%	0 / 0%
S	***	0 / 0%	0 / 0%	0 / 0%	0 / 0%	0 / 0%	0 / 0%	0 / 0%
-TC	0	0 / 0%	0 / 0%	0 / 0%	0 / 0%	0 / 0%	0 / 0%	0 / 0%
-I	0	0 / 0%	0 / 0%	0 / 0%	0 / 0%	0 / 0%	0 / 0%	0 / 0%
	<b>\$3,480</b>	<b>\$3,480 / 100.00%</b>	<b>0 / 0%</b>	<b>0 / 0%</b>	<b>\$3,480 / 100.00%</b>	<b>0 / 0%</b>	<b>0 / 0%</b>	<b>0 / 0%</b>

409 - COMMISSION ON JAIL STANDARDS - OTHER SERVICES UNADJUSTED GOAL IS 26%

T	\$26,391	\$9,332 / 35.36%	0 / 0%	\$672 / 2.55%	\$8,557 / 32.42%	\$104 / 0.39%	0 / 0%	0 / 0%
N	0	0 / 0%	0 / 0%	0 / 0%	0 / 0%	0 / 0%	0 / 0%	0 / 0%
S	***	0 / 0%	0 / 0%	0 / 0%	0 / 0%	0 / 0%	0 / 0%	0 / 0%
-TC	\$310	0 / 0%	0 / 0%	0 / 0%	0 / 0%	0 / 0%	0 / 0%	0 / 0%
-I	0	0 / 0%	0 / 0%	0 / 0%	0 / 0%	0 / 0%	0 / 0%	0 / 0%
	<b>\$26,080</b>	<b>\$9,332 / 35.36%</b>	<b>0 / 0%</b>	<b>\$672 / 2.55%</b>	<b>\$8,557 / 32.42%</b>	<b>\$104 / 0.39%</b>	<b>0 / 0%</b>	<b>0 / 0%</b>

409 - COMMISSION ON JAIL STANDARDS - COMMODITY PURCHASING UNADJUSTED GOAL IS 21.1%

T	\$55,943	\$23,548 / 42.09%	0 / 0%	0 / 0%	\$2,987 / 5.34%	\$20,561 / 36.75%	0 / 0%	0 / 0%
N	0	0 / 0%	0 / 0%	0 / 0%	0 / 0%	0 / 0%	0 / 0%	0 / 0%
S	***	0 / 0%	0 / 0%	0 / 0%	0 / 0%	0 / 0%	0 / 0%	0 / 0%
-TC	0	0 / 0%	0 / 0%	0 / 0%	0 / 0%	0 / 0%	0 / 0%	0 / 0%
-I	0	0 / 0%	0 / 0%	0 / 0%	0 / 0%	0 / 0%	0 / 0%	0 / 0%
	<b>\$55,943</b>	<b>\$23,548 / 42.09%</b>	<b>0 / 0%</b>	<b>0 / 0%</b>	<b>\$2,987 / 5.34%</b>	<b>\$20,561 / 36.75%</b>	<b>0 / 0%</b>	<b>0 / 0%</b>

\*\*\* DOLLARS REPORTED BUT NOT SHOWN IN THESE COLUMNS. T=TREASURY, N=NON-TREASURY, S=SUBCONTRACTOR FUNDS & PROCUREMENT CARD HUB PURCHASES, TC=TERM CONTRACT, I= INTER GOVERNMENTAL



TEXAS HISTORICALLY UNDERUTILIZED BUSINESS (HUB) SEMI-ANNUAL REPORT RECEIVED FOR FISCAL YEAR 2023

SECTION VII - STATE AGENCY EXPENDITURE DATA

FUND TYPE	TOTAL EXPENDITURE	TOTAL SPENT WITH HUBS AMOUNT / %	BLACK AMOUNT / %	HISPANIC AMOUNT / %	WOMAN AMOUNT / %	ASIAN PACIFIC AMOUNT / %	NATIVE AMERICAN AMOUNT / %	SERVICE-DISABLED VETERAN AMOUNT / %
<b>409 - COMMISSION ON JAIL STANDARDS - Statewide Grand Total Expenditures</b>								
T	\$85,814	\$36,360 / 42.37%	0 / 0%	\$672 / 0.78%	\$15,023 / 17.51%	\$20,664 / 24.08%	0 / 0%	0 / 0%
N	0	0 / 0%	0 / 0%	0 / 0%	0 / 0%	0 / 0%	0 / 0%	0 / 0%
S	***	0 / 0%	0 / 0%	0 / 0%	0 / 0%	0 / 0%	0 / 0%	0 / 0%
-TC	\$310	0 / 0%	0 / 0%	0 / 0%	0 / 0%	0 / 0%	0 / 0%	0 / 0%
-I	0	0 / 0%	0 / 0%	0 / 0%	0 / 0%	0 / 0%	0 / 0%	0 / 0%
	<b>\$85,504</b>	<b>\$36,360 / 42.37%</b>	<b>0 / 0%</b>	<b>\$672 / 0.78%</b>	<b>\$15,023 / 17.51%</b>	<b>\$20,664 / 24.08%</b>	<b>0 / 0%</b>	<b>0 / 0%</b>

\*\*\* DOLLARS REPORTED BUT NOT SHOWN IN THESE COLUMNS. T=TREASURY, N=NON-TREASURY, S=SUBCONTRACTOR FUNDS & PROCUREMENT CARD HUB PURCHASES, TC=TERM CONTRACT, I= INTER GOVERNMENTAL



TEXAS HISTORICALLY UNDERUTILIZED BUSINESS (HUB) SEMI-ANNUAL REPORT RECEIVED FOR FISCAL YEAR 2023

SECTION VII - STATE AGENCY EXPENDITURE DATA

FUND TYPE	TOTAL EXPENDITURE	TOTAL SPENT WITH HUBS AMOUNT / %	BLACK AMOUNT / %	HISPANIC AMOUNT / %	WOMAN AMOUNT / %	ASIAN PACIFIC AMOUNT / %	NATIVE AMERICAN AMOUNT / %	SERVICE-DISABLED VETERAN AMOUNT / %
-----------	-------------------	----------------------------------	------------------	---------------------	------------------	--------------------------	----------------------------	-------------------------------------

411 - TX COMMISSION OF FIRE PROTECTION - HEAVY CONSTRUCTION UNADJUSTED GOAL IS 11.2%

T	0	0 / 0%	0 / 0%	0 / 0%	0 / 0%	0 / 0%	0 / 0%	0 / 0%
N	0	0 / 0%	0 / 0%	0 / 0%	0 / 0%	0 / 0%	0 / 0%	0 / 0%
S	***	0 / 0%	0 / 0%	0 / 0%	0 / 0%	0 / 0%	0 / 0%	0 / 0%
-TC	0	0 / 0%	0 / 0%	0 / 0%	0 / 0%	0 / 0%	0 / 0%	0 / 0%
-I	0	0 / 0%	0 / 0%	0 / 0%	0 / 0%	0 / 0%	0 / 0%	0 / 0%
	<b>0</b>	<b>0 / 0%</b>	<b>0 / 0%</b>	<b>0 / 0%</b>	<b>0 / 0%</b>	<b>0 / 0%</b>	<b>0 / 0%</b>	<b>0 / 0%</b>

411 - TX COMMISSION OF FIRE PROTECTION - BUILDING CONSTRUCTION UNADJUSTED GOAL IS 21.1%

T	0	0 / 0%	0 / 0%	0 / 0%	0 / 0%	0 / 0%	0 / 0%	0 / 0%
N	0	0 / 0%	0 / 0%	0 / 0%	0 / 0%	0 / 0%	0 / 0%	0 / 0%
S	***	0 / 0%	0 / 0%	0 / 0%	0 / 0%	0 / 0%	0 / 0%	0 / 0%
-TC	0	0 / 0%	0 / 0%	0 / 0%	0 / 0%	0 / 0%	0 / 0%	0 / 0%
-I	0	0 / 0%	0 / 0%	0 / 0%	0 / 0%	0 / 0%	0 / 0%	0 / 0%
	<b>0</b>	<b>0 / 0%</b>	<b>0 / 0%</b>	<b>0 / 0%</b>	<b>0 / 0%</b>	<b>0 / 0%</b>	<b>0 / 0%</b>	<b>0 / 0%</b>

411 - TX COMMISSION OF FIRE PROTECTION - SPECIAL TRADE UNADJUSTED GOAL IS 32.9%

T	0	0 / 0%	0 / 0%	0 / 0%	0 / 0%	0 / 0%	0 / 0%	0 / 0%
N	0	0 / 0%	0 / 0%	0 / 0%	0 / 0%	0 / 0%	0 / 0%	0 / 0%
S	***	0 / 0%	0 / 0%	0 / 0%	0 / 0%	0 / 0%	0 / 0%	0 / 0%
-TC	0	0 / 0%	0 / 0%	0 / 0%	0 / 0%	0 / 0%	0 / 0%	0 / 0%
-I	0	0 / 0%	0 / 0%	0 / 0%	0 / 0%	0 / 0%	0 / 0%	0 / 0%
	<b>0</b>	<b>0 / 0%</b>	<b>0 / 0%</b>	<b>0 / 0%</b>	<b>0 / 0%</b>	<b>0 / 0%</b>	<b>0 / 0%</b>	<b>0 / 0%</b>

\*\*\* DOLLARS REPORTED BUT NOT SHOWN IN THESE COLUMNS. T=TREASURY, N=NON-TREASURY, S=SUBCONTRACTOR FUNDS & PROCUREMENT CARD HUB PURCHASES, TC=TERM CONTRACT, I= INTER GOVERNMENTAL





TEXAS HISTORICALLY UNDERUTILIZED BUSINESS (HUB) SEMI-ANNUAL REPORT RECEIVED FOR FISCAL YEAR 2023

SECTION VII - STATE AGENCY EXPENDITURE DATA

FUND TYPE	TOTAL EXPENDITURE	TOTAL SPENT WITH HUBS AMOUNT / %	BLACK AMOUNT / %	HISPANIC AMOUNT / %	WOMAN AMOUNT / %	ASIAN PACIFIC AMOUNT / %	NATIVE AMERICAN AMOUNT / %	SERVICE-DISABLED VETERAN AMOUNT / %
-----------	-------------------	----------------------------------	------------------	---------------------	------------------	--------------------------	----------------------------	-------------------------------------

411 - TX COMMISSION OF FIRE PROTECTION - PROFESSIONAL SERVICES UNADJUSTED GOAL IS 23.7%

T	0	0 / 0%	0 / 0%	0 / 0%	0 / 0%	0 / 0%	0 / 0%	0 / 0%
N	0	0 / 0%	0 / 0%	0 / 0%	0 / 0%	0 / 0%	0 / 0%	0 / 0%
S	***	0 / 0%	0 / 0%	0 / 0%	0 / 0%	0 / 0%	0 / 0%	0 / 0%
-TC	0	0 / 0%	0 / 0%	0 / 0%	0 / 0%	0 / 0%	0 / 0%	0 / 0%
-I	0	0 / 0%	0 / 0%	0 / 0%	0 / 0%	0 / 0%	0 / 0%	0 / 0%
	<b>0</b>	<b>0 / 0%</b>	<b>0 / 0%</b>	<b>0 / 0%</b>	<b>0 / 0%</b>	<b>0 / 0%</b>	<b>0 / 0%</b>	<b>0 / 0%</b>

411 - TX COMMISSION OF FIRE PROTECTION - OTHER SERVICES UNADJUSTED GOAL IS 26%

T	\$20,857	\$2,392 / 11.47%	0 / 0%	0 / 0%	\$360 / 1.73%	\$2,032 / 9.74%	0 / 0%	0 / 0%
N	0	0 / 0%	0 / 0%	0 / 0%	0 / 0%	0 / 0%	0 / 0%	0 / 0%
S	***	0 / 0%	0 / 0%	0 / 0%	0 / 0%	0 / 0%	0 / 0%	0 / 0%
-TC	\$6,039	0 / 0%	0 / 0%	0 / 0%	0 / 0%	0 / 0%	0 / 0%	0 / 0%
-I	0	0 / 0%	0 / 0%	0 / 0%	0 / 0%	0 / 0%	0 / 0%	0 / 0%
	<b>\$14,818</b>	<b>\$2,392 / 11.47%</b>	<b>0 / 0%</b>	<b>0 / 0%</b>	<b>\$360 / 1.73%</b>	<b>\$2,032 / 9.74%</b>	<b>0 / 0%</b>	<b>0 / 0%</b>

411 - TX COMMISSION OF FIRE PROTECTION - COMMODITY PURCHASING UNADJUSTED GOAL IS 21.1%

T	\$38,151	\$4,089 / 10.72%	0 / 0%	0 / 0%	\$1,529 / 4.01%	\$2,560 / 6.71%	0 / 0%	0 / 0%
N	0	0 / 0%	0 / 0%	0 / 0%	0 / 0%	0 / 0%	0 / 0%	0 / 0%
S	***	0 / 0%	0 / 0%	0 / 0%	0 / 0%	0 / 0%	0 / 0%	0 / 0%
-TC	\$8,287	0 / 0%	0 / 0%	0 / 0%	0 / 0%	0 / 0%	0 / 0%	0 / 0%
-I	0	0 / 0%	0 / 0%	0 / 0%	0 / 0%	0 / 0%	0 / 0%	0 / 0%
	<b>\$29,865</b>	<b>\$4,089 / 10.72%</b>	<b>0 / 0%</b>	<b>0 / 0%</b>	<b>\$1,529 / 4.01%</b>	<b>\$2,560 / 6.71%</b>	<b>0 / 0%</b>	<b>0 / 0%</b>

\*\*\* DOLLARS REPORTED BUT NOT SHOWN IN THESE COLUMNS. T=TREASURY, N=NON-TREASURY, S=SUBCONTRACTOR FUNDS & PROCUREMENT CARD HUB PURCHASES, TC=TERM CONTRACT, I= INTER GOVERNMENT



TEXAS HISTORICALLY UNDERUTILIZED BUSINESS (HUB) SEMI-ANNUAL REPORT RECEIVED FOR FISCAL YEAR 2023

SECTION VII - STATE AGENCY EXPENDITURE DATA

FUND TYPE	TOTAL EXPENDITURE	TOTAL SPENT WITH HUBS AMOUNT / %	BLACK AMOUNT / %	HISPANIC AMOUNT / %	WOMAN AMOUNT / %	ASIAN PACIFIC AMOUNT / %	NATIVE AMERICAN AMOUNT / %	SERVICE-DISABLED VETERAN AMOUNT / %
<b>411 - TX COMMISSION OF FIRE PROTECTION - Statewide Grand Total Expenditures</b>								
T	\$59,008	\$6,481 / 10.98%	0 / 0%	0 / 0%	\$1,889 / 3.20%	\$4,592 / 7.78%	0 / 0%	0 / 0%
N	0	0 / 0%	0 / 0%	0 / 0%	0 / 0%	0 / 0%	0 / 0%	0 / 0%
S	***	0 / 0%	0 / 0%	0 / 0%	0 / 0%	0 / 0%	0 / 0%	0 / 0%
-TC	\$14,326	0 / 0%	0 / 0%	0 / 0%	0 / 0%	0 / 0%	0 / 0%	0 / 0%
-I	0	0 / 0%	0 / 0%	0 / 0%	0 / 0%	0 / 0%	0 / 0%	0 / 0%
	<b>\$44,682</b>	<b>\$6,481 / 10.98%</b>	<b>0 / 0%</b>	<b>0 / 0%</b>	<b>\$1,889 / 3.20%</b>	<b>\$4,592 / 7.78%</b>	<b>0 / 0%</b>	<b>0 / 0%</b>

\*\*\* DOLLARS REPORTED BUT NOT SHOWN IN THESE COLUMNS. T=TREASURY, N=NON-TREASURY, S=SUBCONTRACTOR FUNDS & PROCUREMENT CARD HUB PURCHASES, TC=TERM CONTRACT, I= INTER GOVERNMENTAL



TEXAS HISTORICALLY UNDERUTILIZED BUSINESS (HUB) SEMI-ANNUAL REPORT RECEIVED FOR FISCAL YEAR 2023

SECTION VII - STATE AGENCY EXPENDITURE DATA

FUND TYPE	TOTAL EXPENDITURE	TOTAL SPENT WITH HUBS AMOUNT / %	BLACK AMOUNT / %	HISPANIC AMOUNT / %	WOMAN AMOUNT / %	ASIAN PACIFIC AMOUNT / %	NATIVE AMERICAN AMOUNT / %	SERVICE-DISABLED VETERAN AMOUNT / %
-----------	-------------------	----------------------------------	------------------	---------------------	------------------	--------------------------	----------------------------	-------------------------------------

448 - OFFICE OF INJURED EMPLOYEE COUNSEL - HEAVY CONSTRUCTION UNADJUSTED GOAL IS 11.2%

T	0	0 / 0%	0 / 0%	0 / 0%	0 / 0%	0 / 0%	0 / 0%	0 / 0%
N	0	0 / 0%	0 / 0%	0 / 0%	0 / 0%	0 / 0%	0 / 0%	0 / 0%
S	***	0 / 0%	0 / 0%	0 / 0%	0 / 0%	0 / 0%	0 / 0%	0 / 0%
-TC	0	0 / 0%	0 / 0%	0 / 0%	0 / 0%	0 / 0%	0 / 0%	0 / 0%
-I	0	0 / 0%	0 / 0%	0 / 0%	0 / 0%	0 / 0%	0 / 0%	0 / 0%
	<b>0</b>	<b>0 / 0%</b>	<b>0 / 0%</b>	<b>0 / 0%</b>	<b>0 / 0%</b>	<b>0 / 0%</b>	<b>0 / 0%</b>	<b>0 / 0%</b>

448 - OFFICE OF INJURED EMPLOYEE COUNSEL - BUILDING CONSTRUCTION UNADJUSTED GOAL IS 21.1%

T	0	0 / 0%	0 / 0%	0 / 0%	0 / 0%	0 / 0%	0 / 0%	0 / 0%
N	0	0 / 0%	0 / 0%	0 / 0%	0 / 0%	0 / 0%	0 / 0%	0 / 0%
S	***	0 / 0%	0 / 0%	0 / 0%	0 / 0%	0 / 0%	0 / 0%	0 / 0%
-TC	0	0 / 0%	0 / 0%	0 / 0%	0 / 0%	0 / 0%	0 / 0%	0 / 0%
-I	0	0 / 0%	0 / 0%	0 / 0%	0 / 0%	0 / 0%	0 / 0%	0 / 0%
	<b>0</b>	<b>0 / 0%</b>	<b>0 / 0%</b>	<b>0 / 0%</b>	<b>0 / 0%</b>	<b>0 / 0%</b>	<b>0 / 0%</b>	<b>0 / 0%</b>

448 - OFFICE OF INJURED EMPLOYEE COUNSEL - SPECIAL TRADE UNADJUSTED GOAL IS 32.9%

T	0	0 / 0%	0 / 0%	0 / 0%	0 / 0%	0 / 0%	0 / 0%	0 / 0%
N	0	0 / 0%	0 / 0%	0 / 0%	0 / 0%	0 / 0%	0 / 0%	0 / 0%
S	***	0 / 0%	0 / 0%	0 / 0%	0 / 0%	0 / 0%	0 / 0%	0 / 0%
-TC	0	0 / 0%	0 / 0%	0 / 0%	0 / 0%	0 / 0%	0 / 0%	0 / 0%
-I	0	0 / 0%	0 / 0%	0 / 0%	0 / 0%	0 / 0%	0 / 0%	0 / 0%
	<b>0</b>	<b>0 / 0%</b>	<b>0 / 0%</b>	<b>0 / 0%</b>	<b>0 / 0%</b>	<b>0 / 0%</b>	<b>0 / 0%</b>	<b>0 / 0%</b>

\*\*\* DOLLARS REPORTED BUT NOT SHOWN IN THESE COLUMNS. T=TREASURY, N=NON-TREASURY, S=SUBCONTRACTOR FUNDS & PROCUREMENT CARD HUB PURCHASES, TC=TERM CONTRACT, I= INTER GOVERNMENT



TEXAS HISTORICALLY UNDERUTILIZED BUSINESS (HUB) SEMI-ANNUAL REPORT RECEIVED FOR FISCAL YEAR 2023

SECTION VII - STATE AGENCY EXPENDITURE DATA

FUND TYPE	TOTAL EXPENDITURE	TOTAL SPENT WITH HUBS AMOUNT / %	BLACK AMOUNT / %	HISPANIC AMOUNT / %	WOMAN AMOUNT / %	ASIAN PACIFIC AMOUNT / %	NATIVE AMERICAN AMOUNT / %	SERVICE-DISABLED VETERAN AMOUNT / %
-----------	-------------------	----------------------------------	------------------	---------------------	------------------	--------------------------	----------------------------	-------------------------------------

448 - OFFICE OF INJURED EMPLOYEE COUNSEL - PROFESSIONAL SERVICES UNADJUSTED GOAL IS 23.7%

T	0	0 / 0%	0 / 0%	0 / 0%	0 / 0%	0 / 0%	0 / 0%	0 / 0%
N	0	0 / 0%	0 / 0%	0 / 0%	0 / 0%	0 / 0%	0 / 0%	0 / 0%
S	***	0 / 0%	0 / 0%	0 / 0%	0 / 0%	0 / 0%	0 / 0%	0 / 0%
-TC	0	0 / 0%	0 / 0%	0 / 0%	0 / 0%	0 / 0%	0 / 0%	0 / 0%
-I	0	0 / 0%	0 / 0%	0 / 0%	0 / 0%	0 / 0%	0 / 0%	0 / 0%
	<b>0</b>	<b>0 / 0%</b>	<b>0 / 0%</b>	<b>0 / 0%</b>	<b>0 / 0%</b>	<b>0 / 0%</b>	<b>0 / 0%</b>	<b>0 / 0%</b>

448 - OFFICE OF INJURED EMPLOYEE COUNSEL - OTHER SERVICES UNADJUSTED GOAL IS 26%

T	\$45,643	0 / 0%	0 / 0%	0 / 0%	0 / 0%	0 / 0%	0 / 0%	0 / 0%
N	0	0 / 0%	0 / 0%	0 / 0%	0 / 0%	0 / 0%	0 / 0%	0 / 0%
S	***	0 / 0%	0 / 0%	0 / 0%	0 / 0%	0 / 0%	0 / 0%	0 / 0%
-TC	0	0 / 0%	0 / 0%	0 / 0%	0 / 0%	0 / 0%	0 / 0%	0 / 0%
-I	\$2,989	0 / 0%	0 / 0%	0 / 0%	0 / 0%	0 / 0%	0 / 0%	0 / 0%
	<b>\$42,655</b>	<b>0 / 0%</b>	<b>0 / 0%</b>	<b>0 / 0%</b>	<b>0 / 0%</b>	<b>0 / 0%</b>	<b>0 / 0%</b>	<b>0 / 0%</b>

448 - OFFICE OF INJURED EMPLOYEE COUNSEL - COMMODITY PURCHASING UNADJUSTED GOAL IS 21.1%

T	\$11,923	\$5,056 / 42.41%	0 / 0%	0 / 0%	\$695 / 5.83%	\$4,361 / 36.57%	0 / 0%	0 / 0%
N	0	0 / 0%	0 / 0%	0 / 0%	0 / 0%	0 / 0%	0 / 0%	0 / 0%
S	***	0 / 0%	0 / 0%	0 / 0%	0 / 0%	0 / 0%	0 / 0%	0 / 0%
-TC	0	0 / 0%	0 / 0%	0 / 0%	0 / 0%	0 / 0%	0 / 0%	0 / 0%
-I	0	0 / 0%	0 / 0%	0 / 0%	0 / 0%	0 / 0%	0 / 0%	0 / 0%
	<b>\$11,923</b>	<b>\$5,056 / 42.41%</b>	<b>0 / 0%</b>	<b>0 / 0%</b>	<b>\$695 / 5.83%</b>	<b>\$4,361 / 36.57%</b>	<b>0 / 0%</b>	<b>0 / 0%</b>

\*\*\* DOLLARS REPORTED BUT NOT SHOWN IN THESE COLUMNS. T=TREASURY, N=NON-TREASURY, S=SUBCONTRACTOR FUNDS & PROCUREMENT CARD HUB PURCHASES, TC=TERM CONTRACT, I= INTER GOVERNMENTAL



TEXAS HISTORICALLY UNDERUTILIZED BUSINESS (HUB) SEMI-ANNUAL REPORT RECEIVED FOR FISCAL YEAR 2023

SECTION VII - STATE AGENCY EXPENDITURE DATA

FUND TYPE	TOTAL EXPENDITURE	TOTAL SPENT WITH HUBS AMOUNT / %	BLACK AMOUNT / %	HISPANIC AMOUNT / %	WOMAN AMOUNT / %	ASIAN PACIFIC AMOUNT / %	NATIVE AMERICAN AMOUNT / %	SERVICE-DISABLED VETERAN AMOUNT / %
<b>448 - OFFICE OF INJURED EMPLOYEE COUNSEL - Statewide Grand Total Expenditures</b>								
T	\$57,566	\$5,056 / 8.78%	0 / 0%	0 / 0%	\$695 / 1.21%	\$4,361 / 7.58%	0 / 0%	0 / 0%
N	0	0 / 0%	0 / 0%	0 / 0%	0 / 0%	0 / 0%	0 / 0%	0 / 0%
S	***	0 / 0%	0 / 0%	0 / 0%	0 / 0%	0 / 0%	0 / 0%	0 / 0%
-TC	0	0 / 0%	0 / 0%	0 / 0%	0 / 0%	0 / 0%	0 / 0%	0 / 0%
-I	\$2,989	0 / 0%	0 / 0%	0 / 0%	0 / 0%	0 / 0%	0 / 0%	0 / 0%
	<b>\$54,578</b>	<b>\$5,056 / 8.78%</b>	<b>0 / 0%</b>	<b>0 / 0%</b>	<b>\$695 / 1.21%</b>	<b>\$4,361 / 7.58%</b>	<b>0 / 0%</b>	<b>0 / 0%</b>

\*\*\* DOLLARS REPORTED BUT NOT SHOWN IN THESE COLUMNS. T=TREASURY, N=NON-TREASURY, S=SUBCONTRACTOR FUNDS & PROCUREMENT CARD HUB PURCHASES, TC=TERM CONTRACT, I= INTER GOVERNMENTAL



TEXAS HISTORICALLY UNDERUTILIZED BUSINESS (HUB) SEMI-ANNUAL REPORT RECEIVED FOR FISCAL YEAR 2023

SECTION VII - STATE AGENCY EXPENDITURE DATA

FUND TYPE	TOTAL EXPENDITURE	TOTAL SPENT WITH HUBS AMOUNT / %	BLACK AMOUNT / %	HISPANIC AMOUNT / %	WOMAN AMOUNT / %	ASIAN PACIFIC AMOUNT / %	NATIVE AMERICAN AMOUNT / %	SERVICE-DISABLED VETERAN AMOUNT / %
-----------	-------------------	----------------------------------	------------------	---------------------	------------------	--------------------------	----------------------------	-------------------------------------

450 - TX DEPT OF SAVINGS AND MTG LENDING - HEAVY CONSTRUCTION UNADJUSTED GOAL IS 11.2%

T	0	0 / 0%	0 / 0%	0 / 0%	0 / 0%	0 / 0%	0 / 0%	0 / 0%
N	0	0 / 0%	0 / 0%	0 / 0%	0 / 0%	0 / 0%	0 / 0%	0 / 0%
S	***	0 / 0%	0 / 0%	0 / 0%	0 / 0%	0 / 0%	0 / 0%	0 / 0%
-TC	0	0 / 0%	0 / 0%	0 / 0%	0 / 0%	0 / 0%	0 / 0%	0 / 0%
-I	0	0 / 0%	0 / 0%	0 / 0%	0 / 0%	0 / 0%	0 / 0%	0 / 0%
	<b>0</b>	<b>0 / 0%</b>	<b>0 / 0%</b>	<b>0 / 0%</b>	<b>0 / 0%</b>	<b>0 / 0%</b>	<b>0 / 0%</b>	<b>0 / 0%</b>

450 - TX DEPT OF SAVINGS AND MTG LENDING - BUILDING CONSTRUCTION UNADJUSTED GOAL IS 21.1%

T	0	0 / 0%	0 / 0%	0 / 0%	0 / 0%	0 / 0%	0 / 0%	0 / 0%
N	0	0 / 0%	0 / 0%	0 / 0%	0 / 0%	0 / 0%	0 / 0%	0 / 0%
S	***	0 / 0%	0 / 0%	0 / 0%	0 / 0%	0 / 0%	0 / 0%	0 / 0%
-TC	0	0 / 0%	0 / 0%	0 / 0%	0 / 0%	0 / 0%	0 / 0%	0 / 0%
-I	0	0 / 0%	0 / 0%	0 / 0%	0 / 0%	0 / 0%	0 / 0%	0 / 0%
	<b>0</b>	<b>0 / 0%</b>	<b>0 / 0%</b>	<b>0 / 0%</b>	<b>0 / 0%</b>	<b>0 / 0%</b>	<b>0 / 0%</b>	<b>0 / 0%</b>

450 - TX DEPT OF SAVINGS AND MTG LENDING - SPECIAL TRADE UNADJUSTED GOAL IS 32.9%

T	\$163	0 / 0%	0 / 0%	0 / 0%	0 / 0%	0 / 0%	0 / 0%	0 / 0%
N	0	0 / 0%	0 / 0%	0 / 0%	0 / 0%	0 / 0%	0 / 0%	0 / 0%
S	***	0 / 0%	0 / 0%	0 / 0%	0 / 0%	0 / 0%	0 / 0%	0 / 0%
-TC	0	0 / 0%	0 / 0%	0 / 0%	0 / 0%	0 / 0%	0 / 0%	0 / 0%
-I	0	0 / 0%	0 / 0%	0 / 0%	0 / 0%	0 / 0%	0 / 0%	0 / 0%
	<b>\$163</b>	<b>0 / 0%</b>	<b>0 / 0%</b>	<b>0 / 0%</b>	<b>0 / 0%</b>	<b>0 / 0%</b>	<b>0 / 0%</b>	<b>0 / 0%</b>

\*\*\* DOLLARS REPORTED BUT NOT SHOWN IN THESE COLUMNS. T=TREASURY, N=NON-TREASURY, S=SUBCONTRACTOR FUNDS & PROCUREMENT CARD HUB PURCHASES, TC=TERM CONTRACT, I= INTER GOVERNMENT



TEXAS HISTORICALLY UNDERUTILIZED BUSINESS (HUB) SEMI-ANNUAL REPORT RECEIVED FOR FISCAL YEAR 2023

SECTION VII - STATE AGENCY EXPENDITURE DATA

FUND TYPE	TOTAL EXPENDITURE	TOTAL SPENT WITH HUBS AMOUNT / %	BLACK AMOUNT / %	HISPANIC AMOUNT / %	WOMAN AMOUNT / %	ASIAN PACIFIC AMOUNT / %	NATIVE AMERICAN AMOUNT / %	SERVICE-DISABLED VETERAN AMOUNT / %
-----------	-------------------	----------------------------------	------------------	---------------------	------------------	--------------------------	----------------------------	-------------------------------------

450 - TX DEPT OF SAVINGS AND MTG LENDING - PROFESSIONAL SERVICES UNADJUSTED GOAL IS 23.7%

T	\$14,800	\$14,800 / 100.00%	0 / 0%	\$14,800 / 100.00%	0 / 0%	0 / 0%	0 / 0%	0 / 0%
N	0	0 / 0%	0 / 0%	0 / 0%	0 / 0%	0 / 0%	0 / 0%	0 / 0%
S	***	0 / 0%	0 / 0%	0 / 0%	0 / 0%	0 / 0%	0 / 0%	0 / 0%
-TC	0	0 / 0%	0 / 0%	0 / 0%	0 / 0%	0 / 0%	0 / 0%	0 / 0%
-I	0	0 / 0%	0 / 0%	0 / 0%	0 / 0%	0 / 0%	0 / 0%	0 / 0%
	<b>\$14,800</b>	<b>\$14,800 / 100.00%</b>	<b>0 / 0%</b>	<b>\$14,800 / 100.00%</b>	<b>0 / 0%</b>	<b>0 / 0%</b>	<b>0 / 0%</b>	<b>0 / 0%</b>

450 - TX DEPT OF SAVINGS AND MTG LENDING - OTHER SERVICES UNADJUSTED GOAL IS 26%

T	\$95,206	\$28,613 / 30.05%	0 / 0%	0 / 0%	\$28,613 / 30.05%	0 / 0%	0 / 0%	0 / 0%
N	0	0 / 0%	0 / 0%	0 / 0%	0 / 0%	0 / 0%	0 / 0%	0 / 0%
S	***	0 / 0%	0 / 0%	0 / 0%	0 / 0%	0 / 0%	0 / 0%	0 / 0%
-TC	\$548	0 / 0%	0 / 0%	0 / 0%	0 / 0%	0 / 0%	0 / 0%	0 / 0%
-I	0	0 / 0%	0 / 0%	0 / 0%	0 / 0%	0 / 0%	0 / 0%	0 / 0%
	<b>\$94,658</b>	<b>\$28,613 / 30.05%</b>	<b>0 / 0%</b>	<b>0 / 0%</b>	<b>\$28,613 / 30.05%</b>	<b>0 / 0%</b>	<b>0 / 0%</b>	<b>0 / 0%</b>

450 - TX DEPT OF SAVINGS AND MTG LENDING - COMMODITY PURCHASING UNADJUSTED GOAL IS 21.1%

T	\$27,185	\$3,195 / 11.75%	0 / 0%	\$2,494 / 9.17%	\$600 / 2.21%	\$101 / 0.37%	0 / 0%	0 / 0%
N	0	0 / 0%	0 / 0%	0 / 0%	0 / 0%	0 / 0%	0 / 0%	0 / 0%
S	***	0 / 0%	0 / 0%	0 / 0%	0 / 0%	0 / 0%	0 / 0%	0 / 0%
-TC	\$101	\$101 / 100.00%	0 / 0%	0 / 0%	0 / 0%	\$101 / 100.00%	0 / 0%	0 / 0%
-I	0	0 / 0%	0 / 0%	0 / 0%	0 / 0%	0 / 0%	0 / 0%	0 / 0%
	<b>\$27,084</b>	<b>\$3,094 / 111.75%</b>	<b>0 / 0%</b>	<b>\$2,494 / 9.17%</b>	<b>\$600 / 2.21%</b>	<b>0 / 100.37%</b>	<b>0 / 0%</b>	<b>0 / 0%</b>

\*\*\* DOLLARS REPORTED BUT NOT SHOWN IN THESE COLUMNS. T=TREASURY, N=NON-TREASURY, S=SUBCONTRACTOR FUNDS & PROCUREMENT CARD HUB PURCHASES, TC=TERM CONTRACT, I= INTER GOVERNMENT



TEXAS HISTORICALLY UNDERUTILIZED BUSINESS (HUB) SEMI-ANNUAL REPORT RECEIVED FOR FISCAL YEAR 2023

SECTION VII - STATE AGENCY EXPENDITURE DATA

FUND TYPE	TOTAL EXPENDITURE	TOTAL SPENT WITH HUBS AMOUNT / %	BLACK AMOUNT / %	HISPANIC AMOUNT / %	WOMAN AMOUNT / %	ASIAN PACIFIC AMOUNT / %	NATIVE AMERICAN AMOUNT / %	SERVICE-DISABLED VETERAN AMOUNT / %
<b>450 - TX DEPT OF SAVINGS AND MTG LENDING - Statewide Grand Total Expenditures</b>								
T	\$137,354	\$46,608 / 33.93%	0 / 0%	\$17,294 / 12.59%	\$29,213 / 21.27%	\$101 / 0.07%	0 / 0%	0 / 0%
N	0	0 / 0%	0 / 0%	0 / 0%	0 / 0%	0 / 0%	0 / 0%	0 / 0%
S	***	0 / 0%	0 / 0%	0 / 0%	0 / 0%	0 / 0%	0 / 0%	0 / 0%
-TC	\$649	\$101 / 15.57%	0 / 0%	0 / 0%	0 / 0%	\$101 / 15.57%	0 / 0%	0 / 0%
-I	0	0 / 0%	0 / 0%	0 / 0%	0 / 0%	0 / 0%	0 / 0%	0 / 0%
	<b>\$136,705</b>	<b>\$46,507 / 49.50%</b>	<b>0 / 0%</b>	<b>\$17,294 / 12.59%</b>	<b>\$29,213 / 21.27%</b>	<b>0 / 15.64%</b>	<b>0 / 0%</b>	<b>0 / 0%</b>

\*\*\* DOLLARS REPORTED BUT NOT SHOWN IN THESE COLUMNS. T=TREASURY, N=NON-TREASURY, S=SUBCONTRACTOR FUNDS & PROCUREMENT CARD HUB PURCHASES, TC=TERM CONTRACT, I= INTER GOVERNMENTAL





TEXAS HISTORICALLY UNDERUTILIZED BUSINESS (HUB) SEMI-ANNUAL REPORT RECEIVED FOR FISCAL YEAR 2023

SECTION VII - STATE AGENCY EXPENDITURE DATA

FUND TYPE	TOTAL EXPENDITURE	TOTAL SPENT WITH HUBS AMOUNT / %	BLACK AMOUNT / %	HISPANIC AMOUNT / %	WOMAN AMOUNT / %	ASIAN PACIFIC AMOUNT / %	NATIVE AMERICAN AMOUNT / %	SERVICE-DISABLED VETERAN AMOUNT / %
-----------	-------------------	----------------------------------	------------------	---------------------	------------------	--------------------------	----------------------------	-------------------------------------

451 - DEPARTMENT OF BANKING - HEAVY CONSTRUCTION UNADJUSTED GOAL IS 11.2%

T	0	0 / 0%	0 / 0%	0 / 0%	0 / 0%	0 / 0%	0 / 0%	0 / 0%
N	0	0 / 0%	0 / 0%	0 / 0%	0 / 0%	0 / 0%	0 / 0%	0 / 0%
S	***	0 / 0%	0 / 0%	0 / 0%	0 / 0%	0 / 0%	0 / 0%	0 / 0%
-TC	0	0 / 0%	0 / 0%	0 / 0%	0 / 0%	0 / 0%	0 / 0%	0 / 0%
-I	0	0 / 0%	0 / 0%	0 / 0%	0 / 0%	0 / 0%	0 / 0%	0 / 0%
	<b>0</b>	<b>0 / 0%</b>	<b>0 / 0%</b>	<b>0 / 0%</b>	<b>0 / 0%</b>	<b>0 / 0%</b>	<b>0 / 0%</b>	<b>0 / 0%</b>

451 - DEPARTMENT OF BANKING - BUILDING CONSTRUCTION UNADJUSTED GOAL IS 21.1%

T	0	0 / 0%	0 / 0%	0 / 0%	0 / 0%	0 / 0%	0 / 0%	0 / 0%
N	0	0 / 0%	0 / 0%	0 / 0%	0 / 0%	0 / 0%	0 / 0%	0 / 0%
S	***	0 / 0%	0 / 0%	0 / 0%	0 / 0%	0 / 0%	0 / 0%	0 / 0%
-TC	0	0 / 0%	0 / 0%	0 / 0%	0 / 0%	0 / 0%	0 / 0%	0 / 0%
-I	0	0 / 0%	0 / 0%	0 / 0%	0 / 0%	0 / 0%	0 / 0%	0 / 0%
	<b>0</b>	<b>0 / 0%</b>	<b>0 / 0%</b>	<b>0 / 0%</b>	<b>0 / 0%</b>	<b>0 / 0%</b>	<b>0 / 0%</b>	<b>0 / 0%</b>

451 - DEPARTMENT OF BANKING - SPECIAL TRADE UNADJUSTED GOAL IS 32.9%

T	\$10,053	\$3,080 / 30.63%	0 / 0%	0 / 0%	\$1,380 / 13.72%	\$1,700 / 16.91%	0 / 0%	0 / 0%
N	0	0 / 0%	0 / 0%	0 / 0%	0 / 0%	0 / 0%	0 / 0%	0 / 0%
S	***	0 / 0%	0 / 0%	0 / 0%	0 / 0%	0 / 0%	0 / 0%	0 / 0%
-TC	0	0 / 0%	0 / 0%	0 / 0%	0 / 0%	0 / 0%	0 / 0%	0 / 0%
-I	0	0 / 0%	0 / 0%	0 / 0%	0 / 0%	0 / 0%	0 / 0%	0 / 0%
	<b>\$10,053</b>	<b>\$3,080 / 30.63%</b>	<b>0 / 0%</b>	<b>0 / 0%</b>	<b>\$1,380 / 13.72%</b>	<b>\$1,700 / 16.91%</b>	<b>0 / 0%</b>	<b>0 / 0%</b>

\*\*\* DOLLARS REPORTED BUT NOT SHOWN IN THESE COLUMNS. T=TREASURY, N=NON-TREASURY, S=SUBCONTRACTOR FUNDS & PROCUREMENT CARD HUB PURCHASES, TC=TERM CONTRACT, I= INTER GOVERNMENT



TEXAS HISTORICALLY UNDERUTILIZED BUSINESS (HUB) SEMI-ANNUAL REPORT RECEIVED FOR FISCAL YEAR 2023

SECTION VII - STATE AGENCY EXPENDITURE DATA

FUND TYPE	TOTAL EXPENDITURE	TOTAL SPENT WITH HUBS AMOUNT / %	BLACK AMOUNT / %	HISPANIC AMOUNT / %	WOMAN AMOUNT / %	ASIAN PACIFIC AMOUNT / %	NATIVE AMERICAN AMOUNT / %	SERVICE-DISABLED VETERAN AMOUNT / %
<b>451 - DEPARTMENT OF BANKING - PROFESSIONAL SERVICES UNADJUSTED GOAL IS 23.7%</b>								
T	\$9,240	\$9,240 / 100.00%	0 / 0%	\$9,240 / 100.00%	0 / 0%	0 / 0%	0 / 0%	0 / 0%
N	0	0 / 0%	0 / 0%	0 / 0%	0 / 0%	0 / 0%	0 / 0%	0 / 0%
S	***	0 / 0%	0 / 0%	0 / 0%	0 / 0%	0 / 0%	0 / 0%	0 / 0%
-TC	0	0 / 0%	0 / 0%	0 / 0%	0 / 0%	0 / 0%	0 / 0%	0 / 0%
-I	0	0 / 0%	0 / 0%	0 / 0%	0 / 0%	0 / 0%	0 / 0%	0 / 0%
	<b>\$9,240</b>	<b>\$9,240 / 100.00%</b>	<b>0 / 0%</b>	<b>\$9,240 / 100.00%</b>	<b>0 / 0%</b>	<b>0 / 0%</b>	<b>0 / 0%</b>	<b>0 / 0%</b>
<b>451 - DEPARTMENT OF BANKING - OTHER SERVICES UNADJUSTED GOAL IS 26%</b>								
T	\$466,865	\$18,669 / 4.00%	\$654 / 0.14%	0 / 0%	\$3,800 / 0.81%	\$14,215 / 3.04%	0 / 0%	0 / 0%
N	0	0 / 0%	0 / 0%	0 / 0%	0 / 0%	0 / 0%	0 / 0%	0 / 0%
S	***	0 / 0%	0 / 0%	0 / 0%	0 / 0%	0 / 0%	0 / 0%	0 / 0%
-TC	\$64	0 / 0%	0 / 0%	0 / 0%	0 / 0%	0 / 0%	0 / 0%	0 / 0%
-I	0	0 / 0%	0 / 0%	0 / 0%	0 / 0%	0 / 0%	0 / 0%	0 / 0%
	<b>\$466,801</b>	<b>\$18,669 / 4.00%</b>	<b>\$654 / 0.14%</b>	<b>0 / 0%</b>	<b>\$3,800 / 0.81%</b>	<b>\$14,215 / 3.04%</b>	<b>0 / 0%</b>	<b>0 / 0%</b>
<b>451 - DEPARTMENT OF BANKING - COMMODITY PURCHASING UNADJUSTED GOAL IS 21.1%</b>								
T	\$227,109	\$121,336 / 53.43%	0 / 0%	0 / 0%	\$66,707 / 29.37%	\$54,628 / 24.05%	0 / 0%	0 / 0%
N	0	0 / 0%	0 / 0%	0 / 0%	0 / 0%	0 / 0%	0 / 0%	0 / 0%
S	***	0 / 0%	0 / 0%	0 / 0%	0 / 0%	0 / 0%	0 / 0%	0 / 0%
-TC	\$98	\$98 / 100.00%	0 / 0%	0 / 0%	\$98 / 100.00%	0 / 0%	0 / 0%	0 / 0%
-I	0	0 / 0%	0 / 0%	0 / 0%	0 / 0%	0 / 0%	0 / 0%	0 / 0%
	<b>\$227,011</b>	<b>\$121,238 / 153.43%</b>	<b>0 / 0%</b>	<b>0 / 0%</b>	<b>\$66,609 / 129.37%</b>	<b>\$54,628 / 24.05%</b>	<b>0 / 0%</b>	<b>0 / 0%</b>

\*\*\* DOLLARS REPORTED BUT NOT SHOWN IN THESE COLUMNS. T=TREASURY, N=NON-TREASURY, S=SUBCONTRACTOR FUNDS & PROCUREMENT CARD HUB PURCHASES, TC=TERM CONTRACT, I= INTER GOVERNMENT



TEXAS HISTORICALLY UNDERUTILIZED BUSINESS (HUB) SEMI-ANNUAL REPORT RECEIVED FOR FISCAL YEAR 2023

SECTION VII - STATE AGENCY EXPENDITURE DATA

FUND TYPE	TOTAL EXPENDITURE	TOTAL SPENT WITH HUBS AMOUNT / %	BLACK AMOUNT / %	HISPANIC AMOUNT / %	WOMAN AMOUNT / %	ASIAN PACIFIC AMOUNT / %	NATIVE AMERICAN AMOUNT / %	SERVICE-DISABLED VETERAN AMOUNT / %
<b>451 - DEPARTMENT OF BANKING - Statewide Grand Total Expenditures</b>								
T	\$713,267	\$152,324 / 21.36%	\$654 / 0.09%	\$9,240 / 1.30%	\$71,887 / 10.08%	\$70,543 / 9.89%	0 / 0%	0 / 0%
N	0	0 / 0%	0 / 0%	0 / 0%	0 / 0%	0 / 0%	0 / 0%	0 / 0%
S	***	0 / 0%	0 / 0%	0 / 0%	0 / 0%	0 / 0%	0 / 0%	0 / 0%
-TC	\$162	\$98 / 60.33%	0 / 0%	0 / 0%	\$98 / 60.33%	0 / 0%	0 / 0%	0 / 0%
-I	0	0 / 0%	0 / 0%	0 / 0%	0 / 0%	0 / 0%	0 / 0%	0 / 0%
	<b>\$713,105</b>	<b>\$152,226 / 81.69%</b>	<b>\$654 / 0.09%</b>	<b>\$9,240 / 1.30%</b>	<b>\$71,789 / 70.41%</b>	<b>\$70,543 / 9.89%</b>	<b>0 / 0%</b>	<b>0 / 0%</b>

\*\*\* DOLLARS REPORTED BUT NOT SHOWN IN THESE COLUMNS. T=TREASURY, N=NON-TREASURY, S=SUBCONTRACTOR FUNDS & PROCUREMENT CARD HUB PURCHASES, TC=TERM CONTRACT, I= INTER GOVERNMENTAL



TEXAS HISTORICALLY UNDERUTILIZED BUSINESS (HUB) SEMI-ANNUAL REPORT RECEIVED FOR FISCAL YEAR 2023

SECTION VII - STATE AGENCY EXPENDITURE DATA

FUND TYPE	TOTAL EXPENDITURE	TOTAL SPENT WITH HUBS AMOUNT / %	BLACK AMOUNT / %	HISPANIC AMOUNT / %	WOMAN AMOUNT / %	ASIAN PACIFIC AMOUNT / %	NATIVE AMERICAN AMOUNT / %	SERVICE-DISABLED VETERAN AMOUNT / %
-----------	-------------------	----------------------------------	------------------	---------------------	------------------	--------------------------	----------------------------	-------------------------------------

#MULTIVALUE

T	0	0 / 0%	0 / 0%	0 / 0%	0 / 0%	0 / 0%	0 / 0%	0 / 0%
N	0	0 / 0%	0 / 0%	0 / 0%	0 / 0%	0 / 0%	0 / 0%	0 / 0%
S	***	0 / 0%	0 / 0%	0 / 0%	0 / 0%	0 / 0%	0 / 0%	0 / 0%
-TC	0	0 / 0%	0 / 0%	0 / 0%	0 / 0%	0 / 0%	0 / 0%	0 / 0%
-I	0	0 / 0%	0 / 0%	0 / 0%	0 / 0%	0 / 0%	0 / 0%	0 / 0%
	<b>0</b>	<b>0 / 0%</b>	<b>0 / 0%</b>	<b>0 / 0%</b>	<b>0 / 0%</b>	<b>0 / 0%</b>	<b>0 / 0%</b>	<b>0 / 0%</b>

#MULTIVALUE

T	\$3,300	0 / 0%	0 / 0%	0 / 0%	0 / 0%	0 / 0%	0 / 0%	0 / 0%
N	0	0 / 0%	0 / 0%	0 / 0%	0 / 0%	0 / 0%	0 / 0%	0 / 0%
S	***	0 / 0%	0 / 0%	0 / 0%	0 / 0%	0 / 0%	0 / 0%	0 / 0%
-TC	0	0 / 0%	0 / 0%	0 / 0%	0 / 0%	0 / 0%	0 / 0%	0 / 0%
-I	0	0 / 0%	0 / 0%	0 / 0%	0 / 0%	0 / 0%	0 / 0%	0 / 0%
	<b>\$3,300</b>	<b>0 / 0%</b>	<b>0 / 0%</b>	<b>0 / 0%</b>	<b>0 / 0%</b>	<b>0 / 0%</b>	<b>0 / 0%</b>	<b>0 / 0%</b>

#MULTIVALUE

T	\$29,068	0 / 0%	0 / 0%	0 / 0%	0 / 0%	0 / 0%	0 / 0%	0 / 0%
N	0	0 / 0%	0 / 0%	0 / 0%	0 / 0%	0 / 0%	0 / 0%	0 / 0%
S	***	0 / 0%	0 / 0%	0 / 0%	0 / 0%	0 / 0%	0 / 0%	0 / 0%
-TC	0	0 / 0%	0 / 0%	0 / 0%	0 / 0%	0 / 0%	0 / 0%	0 / 0%
-I	0	0 / 0%	0 / 0%	0 / 0%	0 / 0%	0 / 0%	0 / 0%	0 / 0%
	<b>\$29,068</b>	<b>0 / 0%</b>	<b>0 / 0%</b>	<b>0 / 0%</b>	<b>0 / 0%</b>	<b>0 / 0%</b>	<b>0 / 0%</b>	<b>0 / 0%</b>

\*\*\* DOLLARS REPORTED BUT NOT SHOWN IN THESE COLUMNS. T=TREASURY, N=NON-TREASURY, S=SUBCONTRACTOR FUNDS & PROCUREMENT CARD HUB PURCHASES, TC=TERM CONTRACT, I= INTER GOVERNMENT



TEXAS HISTORICALLY UNDERUTILIZED BUSINESS (HUB) SEMI-ANNUAL REPORT RECEIVED FOR FISCAL YEAR 2023

SECTION VII - STATE AGENCY EXPENDITURE DATA

FUND TYPE	TOTAL EXPENDITURE	TOTAL SPENT WITH HUBS AMOUNT / %	BLACK AMOUNT / %	HISPANIC AMOUNT / %	WOMAN AMOUNT / %	ASIAN PACIFIC AMOUNT / %	NATIVE AMERICAN AMOUNT / %	SERVICE-DISABLED VETERAN AMOUNT / %
#MULTIVALUE								
T	\$44,072	0 / 0%	0 / 0%	0 / 0%	0 / 0%	0 / 0%	0 / 0%	0 / 0%
N	0	0 / 0%	0 / 0%	0 / 0%	0 / 0%	0 / 0%	0 / 0%	0 / 0%
S	***	0 / 0%	0 / 0%	0 / 0%	0 / 0%	0 / 0%	0 / 0%	0 / 0%
-TC	0	0 / 0%	0 / 0%	0 / 0%	0 / 0%	0 / 0%	0 / 0%	0 / 0%
-I	0	0 / 0%	0 / 0%	0 / 0%	0 / 0%	0 / 0%	0 / 0%	0 / 0%
	<b>\$44,072</b>	<b>0 / 0%</b>	<b>0 / 0%</b>	<b>0 / 0%</b>	<b>0 / 0%</b>	<b>0 / 0%</b>	<b>0 / 0%</b>	<b>0 / 0%</b>

#MULTIVALUE								
T	\$2,660,843	\$220,221 / 8.28%	0 / 0%	\$113,001 / 4.25%	\$2,887 / 0.11%	\$104,333 / 3.92%	0 / 0%	0 / 0%
N	0	0 / 0%	0 / 0%	0 / 0%	0 / 0%	0 / 0%	0 / 0%	0 / 0%
S	***	0 / 0%	0 / 0%	0 / 0%	0 / 0%	0 / 0%	0 / 0%	0 / 0%
-TC	\$3,320	\$2,662 / 80.18%	0 / 0%	0 / 0%	\$2,662 / 80.18%	0 / 0%	0 / 0%	0 / 0%
-I	0	0 / 0%	0 / 0%	0 / 0%	0 / 0%	0 / 0%	0 / 0%	0 / 0%
	<b>\$2,657,523</b>	<b>\$217,559 / 88.46%</b>	<b>0 / 0%</b>	<b>\$113,001 / 4.25%</b>	<b>\$225 / 80.29%</b>	<b>\$104,333 / 3.92%</b>	<b>0 / 0%</b>	<b>0 / 0%</b>

#MULTIVALUE								
T	\$615,879	\$247,344 / 40.16%	0 / 0%	\$64,751 / 10.51%	\$83,549 / 13.57%	\$99,043 / 16.08%	0 / 0%	0 / 0%
N	0	0 / 0%	0 / 0%	0 / 0%	0 / 0%	0 / 0%	0 / 0%	0 / 0%
S	***	0 / 0%	0 / 0%	0 / 0%	0 / 0%	0 / 0%	0 / 0%	0 / 0%
-TC	\$14,047	\$252 / 1.79%	0 / 0%	0 / 0%	\$35 / 0.25%	\$216 / 1.54%	0 / 0%	0 / 0%
-I	0	0 / 0%	0 / 0%	0 / 0%	0 / 0%	0 / 0%	0 / 0%	0 / 0%
	<b>\$601,833</b>	<b>\$247,092 / 41.95%</b>	<b>0 / 0%</b>	<b>\$64,751 / 10.51%</b>	<b>\$83,514 / 13.82%</b>	<b>\$98,827 / 17.62%</b>	<b>0 / 0%</b>	<b>0 / 0%</b>

\*\*\* DOLLARS REPORTED BUT NOT SHOWN IN THESE COLUMNS. T=TREASURY, N=NON-TREASURY, S=SUBCONTRACTOR FUNDS & PROCUREMENT CARD HUB PURCHASES, TC=TERM CONTRACT, I= INTER GOVERNMENT



TEXAS HISTORICALLY UNDERUTILIZED BUSINESS (HUB) SEMI-ANNUAL REPORT RECEIVED FOR FISCAL YEAR 2023

SECTION VII - STATE AGENCY EXPENDITURE DATA

FUND TYPE	TOTAL EXPENDITURE	TOTAL SPENT WITH HUBS AMOUNT / %	BLACK AMOUNT / %	HISPANIC AMOUNT / %	WOMAN AMOUNT / %	ASIAN PACIFIC AMOUNT / %	NATIVE AMERICAN AMOUNT / %	SERVICE-DISABLED VETERAN AMOUNT / %
#MULTIVALUE								
T	\$3,353,163	\$467,565 / 13.94%	0 / 0%	\$177,752 / 5.30%	\$86,436 / 2.58%	\$203,376 / 6.07%	0 / 0%	0 / 0%
N	0	0 / 0%	0 / 0%	0 / 0%	0 / 0%	0 / 0%	0 / 0%	0 / 0%
S	***	0 / 0%	0 / 0%	0 / 0%	0 / 0%	0 / 0%	0 / 0%	0 / 0%
-TC	\$17,367	\$2,914 / 16.78%	0 / 0%	0 / 0%	\$2,698 / 15.53%	\$216 / 1.25%	0 / 0%	0 / 0%
-I	0	0 / 0%	0 / 0%	0 / 0%	0 / 0%	0 / 0%	0 / 0%	0 / 0%
	<b>\$3,335,796</b>	<b>\$464,651 / 30.72%</b>	<b>0 / 0%</b>	<b>\$177,752 / 5.30%</b>	<b>\$83,738 / 18.11%</b>	<b>\$203,160 / 7.31%</b>	<b>0 / 0%</b>	<b>0 / 0%</b>

\*\*\* DOLLARS REPORTED BUT NOT SHOWN IN THESE COLUMNS. T=TREASURY, N=NON-TREASURY, S=SUBCONTRACTOR FUNDS & PROCUREMENT CARD HUB PURCHASES, TC=TERM CONTRACT, I= INTER GOVERNMENTAL



TEXAS HISTORICALLY UNDERUTILIZED BUSINESS (HUB) SEMI-ANNUAL REPORT RECEIVED FOR FISCAL YEAR 2023

SECTION VII - STATE AGENCY EXPENDITURE DATA

FUND TYPE	TOTAL EXPENDITURE	TOTAL SPENT WITH HUBS AMOUNT / %	BLACK AMOUNT / %	HISPANIC AMOUNT / %	WOMAN AMOUNT / %	ASIAN PACIFIC AMOUNT / %	NATIVE AMERICAN AMOUNT / %	SERVICE-DISABLED VETERAN AMOUNT / %
<b>454 - TEXAS DEPARTMENT OF INSURANCE - HEAVY CONSTRUCTION UNADJUSTED GOAL IS 11.2%</b>								
T	0	0 / 0%	0 / 0%	0 / 0%	0 / 0%	0 / 0%	0 / 0%	0 / 0%
N	0	0 / 0%	0 / 0%	0 / 0%	0 / 0%	0 / 0%	0 / 0%	0 / 0%
S	***	0 / 0%	0 / 0%	0 / 0%	0 / 0%	0 / 0%	0 / 0%	0 / 0%
-TC	0	0 / 0%	0 / 0%	0 / 0%	0 / 0%	0 / 0%	0 / 0%	0 / 0%
-I	0	0 / 0%	0 / 0%	0 / 0%	0 / 0%	0 / 0%	0 / 0%	0 / 0%
	<b>0</b>	<b>0 / 0%</b>	<b>0 / 0%</b>	<b>0 / 0%</b>	<b>0 / 0%</b>	<b>0 / 0%</b>	<b>0 / 0%</b>	<b>0 / 0%</b>

<b>454 - TEXAS DEPARTMENT OF INSURANCE - BUILDING CONSTRUCTION UNADJUSTED GOAL IS 21.1%</b>								
T	0	0 / 0%	0 / 0%	0 / 0%	0 / 0%	0 / 0%	0 / 0%	0 / 0%
N	0	0 / 0%	0 / 0%	0 / 0%	0 / 0%	0 / 0%	0 / 0%	0 / 0%
S	***	0 / 0%	0 / 0%	0 / 0%	0 / 0%	0 / 0%	0 / 0%	0 / 0%
-TC	0	0 / 0%	0 / 0%	0 / 0%	0 / 0%	0 / 0%	0 / 0%	0 / 0%
-I	0	0 / 0%	0 / 0%	0 / 0%	0 / 0%	0 / 0%	0 / 0%	0 / 0%
	<b>0</b>	<b>0 / 0%</b>	<b>0 / 0%</b>	<b>0 / 0%</b>	<b>0 / 0%</b>	<b>0 / 0%</b>	<b>0 / 0%</b>	<b>0 / 0%</b>

<b>454 - TEXAS DEPARTMENT OF INSURANCE - SPECIAL TRADE UNADJUSTED GOAL IS 32.9%</b>								
T	0	0 / 0%	0 / 0%	0 / 0%	0 / 0%	0 / 0%	0 / 0%	0 / 0%
N	0	0 / 0%	0 / 0%	0 / 0%	0 / 0%	0 / 0%	0 / 0%	0 / 0%
S	***	0 / 0%	0 / 0%	0 / 0%	0 / 0%	0 / 0%	0 / 0%	0 / 0%
-TC	0	0 / 0%	0 / 0%	0 / 0%	0 / 0%	0 / 0%	0 / 0%	0 / 0%
-I	0	0 / 0%	0 / 0%	0 / 0%	0 / 0%	0 / 0%	0 / 0%	0 / 0%
	<b>0</b>	<b>0 / 0%</b>	<b>0 / 0%</b>	<b>0 / 0%</b>	<b>0 / 0%</b>	<b>0 / 0%</b>	<b>0 / 0%</b>	<b>0 / 0%</b>

\*\*\* DOLLARS REPORTED BUT NOT SHOWN IN THESE COLUMNS. T=TREASURY, N=NON-TREASURY, S=SUBCONTRACTOR FUNDS & PROCUREMENT CARD HUB PURCHASES, TC=TERM CONTRACT, I= INTER GOVERNMENT



TEXAS HISTORICALLY UNDERUTILIZED BUSINESS (HUB) SEMI-ANNUAL REPORT RECEIVED FOR FISCAL YEAR 2023

SECTION VII - STATE AGENCY EXPENDITURE DATA

FUND TYPE	TOTAL EXPENDITURE	TOTAL SPENT WITH HUBS AMOUNT / %	BLACK AMOUNT / %	HISPANIC AMOUNT / %	WOMAN AMOUNT / %	ASIAN PACIFIC AMOUNT / %	NATIVE AMERICAN AMOUNT / %	SERVICE-DISABLED VETERAN AMOUNT / %
<b>454 - TEXAS DEPARTMENT OF INSURANCE - PROFESSIONAL SERVICES UNADJUSTED GOAL IS 23.7%</b>								
T	\$118,762	0 / 0%	0 / 0%	0 / 0%	0 / 0%	0 / 0%	0 / 0%	0 / 0%
N	0	0 / 0%	0 / 0%	0 / 0%	0 / 0%	0 / 0%	0 / 0%	0 / 0%
S	***	0 / 0%	0 / 0%	0 / 0%	0 / 0%	0 / 0%	0 / 0%	0 / 0%
-TC	0	0 / 0%	0 / 0%	0 / 0%	0 / 0%	0 / 0%	0 / 0%	0 / 0%
-I	0	0 / 0%	0 / 0%	0 / 0%	0 / 0%	0 / 0%	0 / 0%	0 / 0%
	<b>\$118,762</b>	<b>0 / 0%</b>	<b>0 / 0%</b>	<b>0 / 0%</b>	<b>0 / 0%</b>	<b>0 / 0%</b>	<b>0 / 0%</b>	<b>0 / 0%</b>

<b>454 - TEXAS DEPARTMENT OF INSURANCE - OTHER SERVICES UNADJUSTED GOAL IS 26%</b>								
T	\$4,099,770	\$976,469 / 23.82%	\$555 / 0.01%	\$15,243 / 0.37%	\$320,516 / 7.82%	\$640,156 / 15.61%	0 / 0%	0 / 0%
N	0	0 / 0%	0 / 0%	0 / 0%	0 / 0%	0 / 0%	0 / 0%	0 / 0%
S	***	0 / 0%	0 / 0%	0 / 0%	0 / 0%	0 / 0%	0 / 0%	0 / 0%
-TC	\$24,269	0 / 0%	0 / 0%	0 / 0%	0 / 0%	0 / 0%	0 / 0%	0 / 0%
-I	\$190,694	0 / 0%	0 / 0%	0 / 0%	0 / 0%	0 / 0%	0 / 0%	0 / 0%
	<b>\$3,884,807</b>	<b>\$976,469 / 23.82%</b>	<b>\$555 / 0.01%</b>	<b>\$15,243 / 0.37%</b>	<b>\$320,516 / 7.82%</b>	<b>\$640,156 / 15.61%</b>	<b>0 / 0%</b>	<b>0 / 0%</b>

<b>454 - TEXAS DEPARTMENT OF INSURANCE - COMMODITY PURCHASING UNADJUSTED GOAL IS 21.1%</b>								
T	\$2,355,272	\$382,838 / 16.25%	\$514 / 0.02%	\$39,477 / 1.68%	\$44,009 / 1.87%	\$298,837 / 12.69%	0 / 0%	0 / 0%
N	0	0 / 0%	0 / 0%	0 / 0%	0 / 0%	0 / 0%	0 / 0%	0 / 0%
S	***	0 / 0%	0 / 0%	0 / 0%	0 / 0%	0 / 0%	0 / 0%	0 / 0%
-TC	\$188,324	0 / 0%	0 / 0%	0 / 0%	0 / 0%	0 / 0%	0 / 0%	0 / 0%
-I	0	0 / 0%	0 / 0%	0 / 0%	0 / 0%	0 / 0%	0 / 0%	0 / 0%
	<b>\$2,166,948</b>	<b>\$382,838 / 16.25%</b>	<b>\$514 / 0.02%</b>	<b>\$39,477 / 1.68%</b>	<b>\$44,009 / 1.87%</b>	<b>\$298,837 / 12.69%</b>	<b>0 / 0%</b>	<b>0 / 0%</b>

\*\*\* DOLLARS REPORTED BUT NOT SHOWN IN THESE COLUMNS. T=TREASURY, N=NON-TREASURY, S=SUBCONTRACTOR FUNDS & PROCUREMENT CARD HUB PURCHASES, TC=TERM CONTRACT, I= INTER GOVERNMENT





TEXAS HISTORICALLY UNDERUTILIZED BUSINESS (HUB) SEMI-ANNUAL REPORT RECEIVED FOR FISCAL YEAR 2023

SECTION VII - STATE AGENCY EXPENDITURE DATA

FUND TYPE	TOTAL EXPENDITURE	TOTAL SPENT WITH HUBS AMOUNT / %	BLACK AMOUNT / %	HISPANIC AMOUNT / %	WOMAN AMOUNT / %	ASIAN PACIFIC AMOUNT / %	NATIVE AMERICAN AMOUNT / %	SERVICE-DISABLED VETERAN AMOUNT / %
<b>454 - TEXAS DEPARTMENT OF INSURANCE - Statewide Grand Total Expenditures</b>								
T	\$6,573,804	\$1,359,308 / 20.68%	\$1,069 / 0.02%	\$54,721 / 0.83%	\$364,525 / 5.55%	\$938,993 / 14.28%	0 / 0%	0 / 0%
N	0	0 / 0%	0 / 0%	0 / 0%	0 / 0%	0 / 0%	0 / 0%	0 / 0%
S	***	0 / 0%	0 / 0%	0 / 0%	0 / 0%	0 / 0%	0 / 0%	0 / 0%
-TC	\$212,593	0 / 0%	0 / 0%	0 / 0%	0 / 0%	0 / 0%	0 / 0%	0 / 0%
-I	\$190,694	0 / 0%	0 / 0%	0 / 0%	0 / 0%	0 / 0%	0 / 0%	0 / 0%
	<b>\$6,170,517</b>	<b>\$1,359,308 / 20.68%</b>	<b>\$1,069 / 0.02%</b>	<b>\$54,721 / 0.83%</b>	<b>\$364,525 / 5.55%</b>	<b>\$938,993 / 14.28%</b>	<b>0 / 0%</b>	<b>0 / 0%</b>

\*\*\* DOLLARS REPORTED BUT NOT SHOWN IN THESE COLUMNS. T=TREASURY, N=NON-TREASURY, S=SUBCONTRACTOR FUNDS & PROCUREMENT CARD HUB PURCHASES, TC=TERM CONTRACT, I= INTER GOVERNMENTAL



TEXAS HISTORICALLY UNDERUTILIZED BUSINESS (HUB) SEMI-ANNUAL REPORT RECEIVED FOR FISCAL YEAR 2023

SECTION VII - STATE AGENCY EXPENDITURE DATA

FUND TYPE	TOTAL EXPENDITURE	TOTAL SPENT WITH HUBS AMOUNT / %	BLACK AMOUNT / %	HISPANIC AMOUNT / %	WOMAN AMOUNT / %	ASIAN PACIFIC AMOUNT / %	NATIVE AMERICAN AMOUNT / %	SERVICE-DISABLED VETERAN AMOUNT / %
-----------	-------------------	----------------------------------	------------------	---------------------	------------------	--------------------------	----------------------------	-------------------------------------

455 - RAILROAD COMMISSION OF TEXAS - HEAVY CONSTRUCTION UNADJUSTED GOAL IS 11.2%

T	0	0 / 0%	0 / 0%	0 / 0%	0 / 0%	0 / 0%	0 / 0%	0 / 0%
N	0	0 / 0%	0 / 0%	0 / 0%	0 / 0%	0 / 0%	0 / 0%	0 / 0%
S	***	0 / 0%	0 / 0%	0 / 0%	0 / 0%	0 / 0%	0 / 0%	0 / 0%
-TC	0	0 / 0%	0 / 0%	0 / 0%	0 / 0%	0 / 0%	0 / 0%	0 / 0%
-I	0	0 / 0%	0 / 0%	0 / 0%	0 / 0%	0 / 0%	0 / 0%	0 / 0%
	<b>0</b>	<b>0 / 0%</b>	<b>0 / 0%</b>	<b>0 / 0%</b>	<b>0 / 0%</b>	<b>0 / 0%</b>	<b>0 / 0%</b>	<b>0 / 0%</b>

455 - RAILROAD COMMISSION OF TEXAS - BUILDING CONSTRUCTION UNADJUSTED GOAL IS 21.1%

T	\$16,996	\$10,237 / 60.23%	0 / 0%	0 / 0%	\$10,237 / 60.23%	0 / 0%	0 / 0%	0 / 0%
N	0	0 / 0%	0 / 0%	0 / 0%	0 / 0%	0 / 0%	0 / 0%	0 / 0%
S	***	0 / 0%	0 / 0%	0 / 0%	0 / 0%	0 / 0%	0 / 0%	0 / 0%
-TC	0	0 / 0%	0 / 0%	0 / 0%	0 / 0%	0 / 0%	0 / 0%	0 / 0%
-I	0	0 / 0%	0 / 0%	0 / 0%	0 / 0%	0 / 0%	0 / 0%	0 / 0%
	<b>\$16,996</b>	<b>\$10,237 / 60.23%</b>	<b>0 / 0%</b>	<b>0 / 0%</b>	<b>\$10,237 / 60.23%</b>	<b>0 / 0%</b>	<b>0 / 0%</b>	<b>0 / 0%</b>

455 - RAILROAD COMMISSION OF TEXAS - SPECIAL TRADE UNADJUSTED GOAL IS 32.9%

T	\$9,599	\$8,617 / 89.77%	0 / 0%	0 / 0%	\$8,617 / 89.77%	0 / 0%	0 / 0%	0 / 0%
N	0	0 / 0%	0 / 0%	0 / 0%	0 / 0%	0 / 0%	0 / 0%	0 / 0%
S	***	0 / 0%	0 / 0%	0 / 0%	0 / 0%	0 / 0%	0 / 0%	0 / 0%
-TC	0	0 / 0%	0 / 0%	0 / 0%	0 / 0%	0 / 0%	0 / 0%	0 / 0%
-I	0	0 / 0%	0 / 0%	0 / 0%	0 / 0%	0 / 0%	0 / 0%	0 / 0%
	<b>\$9,599</b>	<b>\$8,617 / 89.77%</b>	<b>0 / 0%</b>	<b>0 / 0%</b>	<b>\$8,617 / 89.77%</b>	<b>0 / 0%</b>	<b>0 / 0%</b>	<b>0 / 0%</b>

\*\*\* DOLLARS REPORTED BUT NOT SHOWN IN THESE COLUMNS. T=TREASURY, N=NON-TREASURY, S=SUBCONTRACTOR FUNDS & PROCUREMENT CARD HUB PURCHASES, TC=TERM CONTRACT, I= INTER GOVERNMENTAL



TEXAS HISTORICALLY UNDERUTILIZED BUSINESS (HUB) SEMI-ANNUAL REPORT RECEIVED FOR FISCAL YEAR 2023

SECTION VII - STATE AGENCY EXPENDITURE DATA

FUND TYPE	TOTAL EXPENDITURE	TOTAL SPENT WITH HUBS AMOUNT / %	BLACK AMOUNT / %	HISPANIC AMOUNT / %	WOMAN AMOUNT / %	ASIAN PACIFIC AMOUNT / %	NATIVE AMERICAN AMOUNT / %	SERVICE-DISABLED VETERAN AMOUNT / %
<b>455 - RAILROAD COMMISSION OF TEXAS - PROFESSIONAL SERVICES UNADJUSTED GOAL IS 23.7%</b>								
T	\$728,414	\$446,580 / 61.31%	0 / 0%	\$230,414 / 31.63%	\$62,267 / 8.55%	\$153,899 / 21.13%	0 / 0%	0 / 0%
N	0	0 / 0%	0 / 0%	0 / 0%	0 / 0%	0 / 0%	0 / 0%	0 / 0%
S	***	0 / 0%	0 / 0%	0 / 0%	0 / 0%	0 / 0%	0 / 0%	0 / 0%
-TC	0	0 / 0%	0 / 0%	0 / 0%	0 / 0%	0 / 0%	0 / 0%	0 / 0%
-I	\$281,834	0 / 0%	0 / 0%	0 / 0%	0 / 0%	0 / 0%	0 / 0%	0 / 0%
	<b>\$446,580</b>	<b>\$446,580 / 61.31%</b>	<b>0 / 0%</b>	<b>\$230,414 / 31.63%</b>	<b>\$62,267 / 8.55%</b>	<b>\$153,899 / 21.13%</b>	<b>0 / 0%</b>	<b>0 / 0%</b>

<b>455 - RAILROAD COMMISSION OF TEXAS - OTHER SERVICES UNADJUSTED GOAL IS 26%</b>								
T	\$36,008,226	\$2,650,332 / 7.36%	0 / 0%	\$9,627 / 0.03%	\$1,646,551 / 4.57%	\$994,154 / 2.76%	0 / 0%	0 / 0%
N	0	0 / 0%	0 / 0%	0 / 0%	0 / 0%	0 / 0%	0 / 0%	0 / 0%
S	***	\$25,386 / 3.83%	0 / 0%	0 / 0%	\$17,838 / 2.69%	\$7,548 / 1.14%	0 / 0%	0 / 0%
-TC	\$673,957	\$4,002 / 0.59%	0 / 0%	0 / 0%	\$4,002 / 0.59%	0 / 0%	0 / 0%	0 / 0%
-I	\$23,584,433	0 / 0%	0 / 0%	0 / 0%	0 / 0%	0 / 0%	0 / 0%	0 / 0%
	<b>\$11,749,837</b>	<b>\$2,671,716 / 11.79%</b>	<b>0 / 0%</b>	<b>\$9,627 / 0.03%</b>	<b>\$1,660,387 / 7.86%</b>	<b>\$1,001,702 / 3.90%</b>	<b>0 / 0%</b>	<b>0 / 0%</b>

<b>455 - RAILROAD COMMISSION OF TEXAS - COMMODITY PURCHASING UNADJUSTED GOAL IS 21.1%</b>								
T	\$2,138,307	\$692,014 / 32.36%	\$3,903 / 0.18%	\$370,566 / 17.33%	\$108,916 / 5.09%	\$208,629 / 9.76%	0 / 0%	0 / 0%
N	0	0 / 0%	0 / 0%	0 / 0%	0 / 0%	0 / 0%	0 / 0%	0 / 0%
S	***	\$2,821 / 13.33%	0 / 0%	0 / 0%	\$244 / 1.15%	\$2,577 / 12.17%	0 / 0%	0 / 0%
-TC	\$1,941,931	\$1,430 / 0.07%	0 / 0%	0 / 0%	\$500 / 0.03%	\$930 / 0.05%	0 / 0%	0 / 0%
-I	\$828	0 / 0%	0 / 0%	0 / 0%	0 / 0%	0 / 0%	0 / 0%	0 / 0%
	<b>\$195,547</b>	<b>\$693,406 / 45.76%</b>	<b>\$3,903 / 0.18%</b>	<b>\$370,566 / 17.33%</b>	<b>\$108,660 / 6.27%</b>	<b>\$210,277 / 21.98%</b>	<b>0 / 0%</b>	<b>0 / 0%</b>

\*\*\* DOLLARS REPORTED BUT NOT SHOWN IN THESE COLUMNS. T=TREASURY, N=NON-TREASURY, S=SUBCONTRACTOR FUNDS & PROCUREMENT CARD HUB PURCHASES, TC=TERM CONTRACT, I= INTER GOVERNMENTAL



TEXAS HISTORICALLY UNDERUTILIZED BUSINESS (HUB) SEMI-ANNUAL REPORT RECEIVED FOR FISCAL YEAR 2023

SECTION VII - STATE AGENCY EXPENDITURE DATA

FUND TYPE	TOTAL EXPENDITURE	TOTAL SPENT WITH HUBS AMOUNT / %	BLACK AMOUNT / %	HISPANIC AMOUNT / %	WOMAN AMOUNT / %	ASIAN PACIFIC AMOUNT / %	NATIVE AMERICAN AMOUNT / %	SERVICE-DISABLED VETERAN AMOUNT / %
<b>455 - RAILROAD COMMISSION OF TEXAS - Statewide Grand Total Expenditures</b>								
T	\$38,901,541	\$3,807,779 / 9.79%	\$3,903 / 0.01%	\$610,607 / 1.57%	\$1,836,587 / 4.72%	\$1,356,683 / 3.49%	0 / 0%	0 / 0%
N	0	0 / 0%	0 / 0%	0 / 0%	0 / 0%	0 / 0%	0 / 0%	0 / 0%
S	***	\$28,207 / 4.13%	0 / 0%	0 / 0%	\$18,082 / 2.65%	\$10,125 / 1.48%	0 / 0%	0 / 0%
-TC	\$2,615,888	\$5,432 / 0.21%	0 / 0%	0 / 0%	\$4,502 / 0.17%	\$930 / 0.04%	0 / 0%	0 / 0%
-I	\$23,867,095	0 / 0%	0 / 0%	0 / 0%	0 / 0%	0 / 0%	0 / 0%	0 / 0%
	<b>\$12,418,558</b>	<b>\$3,830,555 / 14.12%</b>	<b>\$3,903 / 0.01%</b>	<b>\$610,607 / 1.57%</b>	<b>\$1,850,167 / 7.54%</b>	<b>\$1,365,878 / 5.00%</b>	<b>0 / 0%</b>	<b>0 / 0%</b>

\*\*\* DOLLARS REPORTED BUT NOT SHOWN IN THESE COLUMNS. T=TREASURY, N=NON-TREASURY, S=SUBCONTRACTOR FUNDS & PROCUREMENT CARD HUB PURCHASES, TC=TERM CONTRACT, I= INTER GOVERNMENTAL



TEXAS HISTORICALLY UNDERUTILIZED BUSINESS (HUB) SEMI-ANNUAL REPORT RECEIVED FOR FISCAL YEAR 2023

SECTION VII - STATE AGENCY EXPENDITURE DATA

FUND TYPE	TOTAL EXPENDITURE	TOTAL SPENT WITH HUBS AMOUNT / %	BLACK AMOUNT / %	HISPANIC AMOUNT / %	WOMAN AMOUNT / %	ASIAN PACIFIC AMOUNT / %	NATIVE AMERICAN AMOUNT / %	SERVICE-DISABLED VETERAN AMOUNT / %
-----------	-------------------	----------------------------------	------------------	---------------------	------------------	--------------------------	----------------------------	-------------------------------------

456 - BOARD OF PLUMBING EXAMINERS - HEAVY CONSTRUCTION UNADJUSTED GOAL IS 11.2%

T	0	0 / 0%	0 / 0%	0 / 0%	0 / 0%	0 / 0%	0 / 0%	0 / 0%
N	0	0 / 0%	0 / 0%	0 / 0%	0 / 0%	0 / 0%	0 / 0%	0 / 0%
S	***	0 / 0%	0 / 0%	0 / 0%	0 / 0%	0 / 0%	0 / 0%	0 / 0%
-TC	0	0 / 0%	0 / 0%	0 / 0%	0 / 0%	0 / 0%	0 / 0%	0 / 0%
-I	0	0 / 0%	0 / 0%	0 / 0%	0 / 0%	0 / 0%	0 / 0%	0 / 0%
	<b>0</b>	<b>0 / 0%</b>	<b>0 / 0%</b>	<b>0 / 0%</b>	<b>0 / 0%</b>	<b>0 / 0%</b>	<b>0 / 0%</b>	<b>0 / 0%</b>

456 - BOARD OF PLUMBING EXAMINERS - BUILDING CONSTRUCTION UNADJUSTED GOAL IS 21.1%

T	0	0 / 0%	0 / 0%	0 / 0%	0 / 0%	0 / 0%	0 / 0%	0 / 0%
N	0	0 / 0%	0 / 0%	0 / 0%	0 / 0%	0 / 0%	0 / 0%	0 / 0%
S	***	0 / 0%	0 / 0%	0 / 0%	0 / 0%	0 / 0%	0 / 0%	0 / 0%
-TC	0	0 / 0%	0 / 0%	0 / 0%	0 / 0%	0 / 0%	0 / 0%	0 / 0%
-I	0	0 / 0%	0 / 0%	0 / 0%	0 / 0%	0 / 0%	0 / 0%	0 / 0%
	<b>0</b>	<b>0 / 0%</b>	<b>0 / 0%</b>	<b>0 / 0%</b>	<b>0 / 0%</b>	<b>0 / 0%</b>	<b>0 / 0%</b>	<b>0 / 0%</b>

456 - BOARD OF PLUMBING EXAMINERS - SPECIAL TRADE UNADJUSTED GOAL IS 32.9%

T	\$600	0 / 0%	0 / 0%	0 / 0%	0 / 0%	0 / 0%	0 / 0%	0 / 0%
N	0	0 / 0%	0 / 0%	0 / 0%	0 / 0%	0 / 0%	0 / 0%	0 / 0%
S	***	0 / 0%	0 / 0%	0 / 0%	0 / 0%	0 / 0%	0 / 0%	0 / 0%
-TC	0	0 / 0%	0 / 0%	0 / 0%	0 / 0%	0 / 0%	0 / 0%	0 / 0%
-I	0	0 / 0%	0 / 0%	0 / 0%	0 / 0%	0 / 0%	0 / 0%	0 / 0%
	<b>\$600</b>	<b>0 / 0%</b>	<b>0 / 0%</b>	<b>0 / 0%</b>	<b>0 / 0%</b>	<b>0 / 0%</b>	<b>0 / 0%</b>	<b>0 / 0%</b>

\*\*\* DOLLARS REPORTED BUT NOT SHOWN IN THESE COLUMNS. T=TREASURY, N=NON-TREASURY, S=SUBCONTRACTOR FUNDS & PROCUREMENT CARD HUB PURCHASES, TC=TERM CONTRACT, I= INTER GOVERNMENT



TEXAS HISTORICALLY UNDERUTILIZED BUSINESS (HUB) SEMI-ANNUAL REPORT RECEIVED FOR FISCAL YEAR 2023

SECTION VII - STATE AGENCY EXPENDITURE DATA

FUND TYPE	TOTAL EXPENDITURE	TOTAL SPENT WITH HUBS AMOUNT / %	BLACK AMOUNT / %	HISPANIC AMOUNT / %	WOMAN AMOUNT / %	ASIAN PACIFIC AMOUNT / %	NATIVE AMERICAN AMOUNT / %	SERVICE-DISABLED VETERAN AMOUNT / %
-----------	-------------------	----------------------------------	------------------	---------------------	------------------	--------------------------	----------------------------	-------------------------------------

456 - BOARD OF PLUMBING EXAMINERS - PROFESSIONAL SERVICES UNADJUSTED GOAL IS 23.7%

T	0	0 / 0%	0 / 0%	0 / 0%	0 / 0%	0 / 0%	0 / 0%	0 / 0%
N	0	0 / 0%	0 / 0%	0 / 0%	0 / 0%	0 / 0%	0 / 0%	0 / 0%
S	***	0 / 0%	0 / 0%	0 / 0%	0 / 0%	0 / 0%	0 / 0%	0 / 0%
-TC	0	0 / 0%	0 / 0%	0 / 0%	0 / 0%	0 / 0%	0 / 0%	0 / 0%
-I	0	0 / 0%	0 / 0%	0 / 0%	0 / 0%	0 / 0%	0 / 0%	0 / 0%
	<b>0</b>	<b>0 / 0%</b>	<b>0 / 0%</b>	<b>0 / 0%</b>	<b>0 / 0%</b>	<b>0 / 0%</b>	<b>0 / 0%</b>	<b>0 / 0%</b>

456 - BOARD OF PLUMBING EXAMINERS - OTHER SERVICES UNADJUSTED GOAL IS 26%

T	\$117,378	\$49,069 / 41.80%	\$2,259 / 1.92%	0 / 0%	\$46,599 / 39.70%	\$210 / 0.18%	0 / 0%	0 / 0%
N	0	0 / 0%	0 / 0%	0 / 0%	0 / 0%	0 / 0%	0 / 0%	0 / 0%
S	***	0 / 0%	0 / 0%	0 / 0%	0 / 0%	0 / 0%	0 / 0%	0 / 0%
-TC	\$350	0 / 0%	0 / 0%	0 / 0%	0 / 0%	0 / 0%	0 / 0%	0 / 0%
-I	0	0 / 0%	0 / 0%	0 / 0%	0 / 0%	0 / 0%	0 / 0%	0 / 0%
	<b>\$117,028</b>	<b>\$49,069 / 41.80%</b>	<b>\$2,259 / 1.92%</b>	<b>0 / 0%</b>	<b>\$46,599 / 39.70%</b>	<b>\$210 / 0.18%</b>	<b>0 / 0%</b>	<b>0 / 0%</b>

456 - BOARD OF PLUMBING EXAMINERS - COMMODITY PURCHASING UNADJUSTED GOAL IS 21.1%

T	\$152,810	\$44,487 / 29.11%	0 / 0%	\$20,962 / 13.72%	\$1,664 / 1.09%	\$21,862 / 14.31%	0 / 0%	0 / 0%
N	0	0 / 0%	0 / 0%	0 / 0%	0 / 0%	0 / 0%	0 / 0%	0 / 0%
S	***	0 / 0%	0 / 0%	0 / 0%	0 / 0%	0 / 0%	0 / 0%	0 / 0%
-TC	\$892	0 / 0%	0 / 0%	0 / 0%	0 / 0%	0 / 0%	0 / 0%	0 / 0%
-I	0	0 / 0%	0 / 0%	0 / 0%	0 / 0%	0 / 0%	0 / 0%	0 / 0%
	<b>\$151,918</b>	<b>\$44,487 / 29.11%</b>	<b>0 / 0%</b>	<b>\$20,962 / 13.72%</b>	<b>\$1,664 / 1.09%</b>	<b>\$21,862 / 14.31%</b>	<b>0 / 0%</b>	<b>0 / 0%</b>

\*\*\* DOLLARS REPORTED BUT NOT SHOWN IN THESE COLUMNS. T=TREASURY, N=NON-TREASURY, S=SUBCONTRACTOR FUNDS & PROCUREMENT CARD HUB PURCHASES, TC=TERM CONTRACT, I= INTER GOVERNMENTAL



TEXAS HISTORICALLY UNDERUTILIZED BUSINESS (HUB) SEMI-ANNUAL REPORT RECEIVED FOR FISCAL YEAR 2023

SECTION VII - STATE AGENCY EXPENDITURE DATA

FUND TYPE	TOTAL EXPENDITURE	TOTAL SPENT WITH HUBS AMOUNT / %	BLACK AMOUNT / %	HISPANIC AMOUNT / %	WOMAN AMOUNT / %	ASIAN PACIFIC AMOUNT / %	NATIVE AMERICAN AMOUNT / %	SERVICE-DISABLED VETERAN AMOUNT / %
<b>456 - BOARD OF PLUMBING EXAMINERS - Statewide Grand Total Expenditures</b>								
T	\$270,788	\$93,556 / 34.55%	\$2,259 / 0.83%	\$20,962 / 7.74%	\$48,263 / 17.82%	\$22,072 / 8.15%	0 / 0%	0 / 0%
N	0	0 / 0%	0 / 0%	0 / 0%	0 / 0%	0 / 0%	0 / 0%	0 / 0%
S	***	0 / 0%	0 / 0%	0 / 0%	0 / 0%	0 / 0%	0 / 0%	0 / 0%
-TC	\$1,242	0 / 0%	0 / 0%	0 / 0%	0 / 0%	0 / 0%	0 / 0%	0 / 0%
-I	0	0 / 0%	0 / 0%	0 / 0%	0 / 0%	0 / 0%	0 / 0%	0 / 0%
	<b>\$269,547</b>	<b>\$93,556 / 34.55%</b>	<b>\$2,259 / 0.83%</b>	<b>\$20,962 / 7.74%</b>	<b>\$48,263 / 17.82%</b>	<b>\$22,072 / 8.15%</b>	<b>0 / 0%</b>	<b>0 / 0%</b>

\*\*\* DOLLARS REPORTED BUT NOT SHOWN IN THESE COLUMNS. T=TREASURY, N=NON-TREASURY, S=SUBCONTRACTOR FUNDS & PROCUREMENT CARD HUB PURCHASES, TC=TERM CONTRACT, I= INTER GOVERNMENTAL



TEXAS HISTORICALLY UNDERUTILIZED BUSINESS (HUB) SEMI-ANNUAL REPORT RECEIVED FOR FISCAL YEAR 2023

SECTION VII - STATE AGENCY EXPENDITURE DATA

FUND TYPE	TOTAL EXPENDITURE	TOTAL SPENT WITH HUBS AMOUNT / %	BLACK AMOUNT / %	HISPANIC AMOUNT / %	WOMAN AMOUNT / %	ASIAN PACIFIC AMOUNT / %	NATIVE AMERICAN AMOUNT / %	SERVICE-DISABLED VETERAN AMOUNT / %
-----------	-------------------	----------------------------------	------------------	---------------------	------------------	--------------------------	----------------------------	-------------------------------------

457 - STATE BOARD OF PUBLIC ACCOUNTANCY - HEAVY CONSTRUCTION UNADJUSTED GOAL IS 11.2%

T	0	0 / 0%	0 / 0%	0 / 0%	0 / 0%	0 / 0%	0 / 0%	0 / 0%
N	0	0 / 0%	0 / 0%	0 / 0%	0 / 0%	0 / 0%	0 / 0%	0 / 0%
S	***	0 / 0%	0 / 0%	0 / 0%	0 / 0%	0 / 0%	0 / 0%	0 / 0%
-TC	0	0 / 0%	0 / 0%	0 / 0%	0 / 0%	0 / 0%	0 / 0%	0 / 0%
-I	0	0 / 0%	0 / 0%	0 / 0%	0 / 0%	0 / 0%	0 / 0%	0 / 0%
	<b>0</b>	<b>0 / 0%</b>	<b>0 / 0%</b>	<b>0 / 0%</b>	<b>0 / 0%</b>	<b>0 / 0%</b>	<b>0 / 0%</b>	<b>0 / 0%</b>

457 - STATE BOARD OF PUBLIC ACCOUNTANCY - BUILDING CONSTRUCTION UNADJUSTED GOAL IS 21.1%

T	0	0 / 0%	0 / 0%	0 / 0%	0 / 0%	0 / 0%	0 / 0%	0 / 0%
N	0	0 / 0%	0 / 0%	0 / 0%	0 / 0%	0 / 0%	0 / 0%	0 / 0%
S	***	0 / 0%	0 / 0%	0 / 0%	0 / 0%	0 / 0%	0 / 0%	0 / 0%
-TC	0	0 / 0%	0 / 0%	0 / 0%	0 / 0%	0 / 0%	0 / 0%	0 / 0%
-I	0	0 / 0%	0 / 0%	0 / 0%	0 / 0%	0 / 0%	0 / 0%	0 / 0%
	<b>0</b>	<b>0 / 0%</b>	<b>0 / 0%</b>	<b>0 / 0%</b>	<b>0 / 0%</b>	<b>0 / 0%</b>	<b>0 / 0%</b>	<b>0 / 0%</b>

457 - STATE BOARD OF PUBLIC ACCOUNTANCY - SPECIAL TRADE UNADJUSTED GOAL IS 32.9%

T	\$3,967	0 / 0%	0 / 0%	0 / 0%	0 / 0%	0 / 0%	0 / 0%	0 / 0%
N	0	0 / 0%	0 / 0%	0 / 0%	0 / 0%	0 / 0%	0 / 0%	0 / 0%
S	***	0 / 0%	0 / 0%	0 / 0%	0 / 0%	0 / 0%	0 / 0%	0 / 0%
-TC	0	0 / 0%	0 / 0%	0 / 0%	0 / 0%	0 / 0%	0 / 0%	0 / 0%
-I	0	0 / 0%	0 / 0%	0 / 0%	0 / 0%	0 / 0%	0 / 0%	0 / 0%
	<b>\$3,967</b>	<b>0 / 0%</b>	<b>0 / 0%</b>	<b>0 / 0%</b>	<b>0 / 0%</b>	<b>0 / 0%</b>	<b>0 / 0%</b>	<b>0 / 0%</b>

\*\*\* DOLLARS REPORTED BUT NOT SHOWN IN THESE COLUMNS. T=TREASURY, N=NON-TREASURY, S=SUBCONTRACTOR FUNDS & PROCUREMENT CARD HUB PURCHASES, TC=TERM CONTRACT, I= INTER GOVERNMENTAL





TEXAS HISTORICALLY UNDERUTILIZED BUSINESS (HUB) SEMI-ANNUAL REPORT RECEIVED FOR FISCAL YEAR 2023

SECTION VII - STATE AGENCY EXPENDITURE DATA

FUND TYPE	TOTAL EXPENDITURE	TOTAL SPENT WITH HUBS AMOUNT / %	BLACK AMOUNT / %	HISPANIC AMOUNT / %	WOMAN AMOUNT / %	ASIAN PACIFIC AMOUNT / %	NATIVE AMERICAN AMOUNT / %	SERVICE-DISABLED VETERAN AMOUNT / %
<b>457 - STATE BOARD OF PUBLIC ACCOUNTANCY - PROFESSIONAL SERVICES UNADJUSTED GOAL IS 23.7%</b>								
T	0	0 / 0%	0 / 0%	0 / 0%	0 / 0%	0 / 0%	0 / 0%	0 / 0%
N	0	0 / 0%	0 / 0%	0 / 0%	0 / 0%	0 / 0%	0 / 0%	0 / 0%
S	***	0 / 0%	0 / 0%	0 / 0%	0 / 0%	0 / 0%	0 / 0%	0 / 0%
-TC	0	0 / 0%	0 / 0%	0 / 0%	0 / 0%	0 / 0%	0 / 0%	0 / 0%
-I	0	0 / 0%	0 / 0%	0 / 0%	0 / 0%	0 / 0%	0 / 0%	0 / 0%
	<b>0</b>	<b>0 / 0%</b>	<b>0 / 0%</b>	<b>0 / 0%</b>	<b>0 / 0%</b>	<b>0 / 0%</b>	<b>0 / 0%</b>	<b>0 / 0%</b>

<b>457 - STATE BOARD OF PUBLIC ACCOUNTANCY - OTHER SERVICES UNADJUSTED GOAL IS 26%</b>								
T	\$162,367	\$65,312 / 40.22%	\$20 / 0.01%	\$31,650 / 19.49%	\$14,595 / 8.99%	\$19,046 / 11.73%	0 / 0%	0 / 0%
N	0	0 / 0%	0 / 0%	0 / 0%	0 / 0%	0 / 0%	0 / 0%	0 / 0%
S	***	0 / 0%	0 / 0%	0 / 0%	0 / 0%	0 / 0%	0 / 0%	0 / 0%
-TC	\$1,044	0 / 0%	0 / 0%	0 / 0%	0 / 0%	0 / 0%	0 / 0%	0 / 0%
-I	0	0 / 0%	0 / 0%	0 / 0%	0 / 0%	0 / 0%	0 / 0%	0 / 0%
	<b>\$161,323</b>	<b>\$65,312 / 40.22%</b>	<b>\$20 / 0.01%</b>	<b>\$31,650 / 19.49%</b>	<b>\$14,595 / 8.99%</b>	<b>\$19,046 / 11.73%</b>	<b>0 / 0%</b>	<b>0 / 0%</b>

<b>457 - STATE BOARD OF PUBLIC ACCOUNTANCY - COMMODITY PURCHASING UNADJUSTED GOAL IS 21.1%</b>								
T	\$56,455	\$21,657 / 38.36%	\$20,264 / 35.89%	0 / 0%	\$1,293 / 2.29%	\$100 / 0.18%	0 / 0%	0 / 0%
N	0	0 / 0%	0 / 0%	0 / 0%	0 / 0%	0 / 0%	0 / 0%	0 / 0%
S	***	0 / 0%	0 / 0%	0 / 0%	0 / 0%	0 / 0%	0 / 0%	0 / 0%
-TC	\$253	\$100 / 39.54%	0 / 0%	0 / 0%	\$100 / 39.54%	0 / 0%	0 / 0%	0 / 0%
-I	0	0 / 0%	0 / 0%	0 / 0%	0 / 0%	0 / 0%	0 / 0%	0 / 0%
	<b>\$56,202</b>	<b>\$21,557 / 77.90%</b>	<b>\$20,264 / 35.89%</b>	<b>0 / 0%</b>	<b>\$1,193 / 41.83%</b>	<b>\$100 / 0.18%</b>	<b>0 / 0%</b>	<b>0 / 0%</b>

\*\*\* DOLLARS REPORTED BUT NOT SHOWN IN THESE COLUMNS. T=TREASURY, N=NON-TREASURY, S=SUBCONTRACTOR FUNDS & PROCUREMENT CARD HUB PURCHASES, TC=TERM CONTRACT, I= INTER GOVERNMENTAL



TEXAS HISTORICALLY UNDERUTILIZED BUSINESS (HUB) SEMI-ANNUAL REPORT RECEIVED FOR FISCAL YEAR 2023

SECTION VII - STATE AGENCY EXPENDITURE DATA

FUND TYPE	TOTAL EXPENDITURE	TOTAL SPENT WITH HUBS AMOUNT / %	BLACK AMOUNT / %	HISPANIC AMOUNT / %	WOMAN AMOUNT / %	ASIAN PACIFIC AMOUNT / %	NATIVE AMERICAN AMOUNT / %	SERVICE-DISABLED VETERAN AMOUNT / %
<b>457 - STATE BOARD OF PUBLIC ACCOUNTANCY - Statewide Grand Total Expenditures</b>								
T	\$222,788	\$86,969 / 39.04%	\$20,285 / 9.10%	\$31,650 / 14.21%	\$15,888 / 7.13%	\$19,146 / 8.59%	0 / 0%	0 / 0%
N	0	0 / 0%	0 / 0%	0 / 0%	0 / 0%	0 / 0%	0 / 0%	0 / 0%
S	***	0 / 0%	0 / 0%	0 / 0%	0 / 0%	0 / 0%	0 / 0%	0 / 0%
-TC	\$1,297	\$100 / 7.72%	0 / 0%	0 / 0%	\$100 / 7.72%	0 / 0%	0 / 0%	0 / 0%
-I	0	0 / 0%	0 / 0%	0 / 0%	0 / 0%	0 / 0%	0 / 0%	0 / 0%
	<b>\$221,491</b>	<b>\$86,869 / 46.76%</b>	<b>\$20,285 / 9.10%</b>	<b>\$31,650 / 14.21%</b>	<b>\$15,788 / 14.86%</b>	<b>\$19,146 / 8.59%</b>	<b>0 / 0%</b>	<b>0 / 0%</b>

\*\*\* DOLLARS REPORTED BUT NOT SHOWN IN THESE COLUMNS. T=TREASURY, N=NON-TREASURY, S=SUBCONTRACTOR FUNDS & PROCUREMENT CARD HUB PURCHASES, TC=TERM CONTRACT, I= INTER GOVERNMENTAL



TEXAS HISTORICALLY UNDERUTILIZED BUSINESS (HUB) SEMI-ANNUAL REPORT RECEIVED FOR FISCAL YEAR 2023

SECTION VII - STATE AGENCY EXPENDITURE DATA

FUND TYPE	TOTAL EXPENDITURE	TOTAL SPENT WITH HUBS AMOUNT / %	BLACK AMOUNT / %	HISPANIC AMOUNT / %	WOMAN AMOUNT / %	ASIAN PACIFIC AMOUNT / %	NATIVE AMERICAN AMOUNT / %	SERVICE-DISABLED VETERAN AMOUNT / %
<b>458 - ALCOHOLIC BEVERAGE COMMISSION - HEAVY CONSTRUCTION UNADJUSTED GOAL IS 11.2%</b>								
T	0	0 / 0%	0 / 0%	0 / 0%	0 / 0%	0 / 0%	0 / 0%	0 / 0%
N	0	0 / 0%	0 / 0%	0 / 0%	0 / 0%	0 / 0%	0 / 0%	0 / 0%
S	***	0 / 0%	0 / 0%	0 / 0%	0 / 0%	0 / 0%	0 / 0%	0 / 0%
-TC	0	0 / 0%	0 / 0%	0 / 0%	0 / 0%	0 / 0%	0 / 0%	0 / 0%
-I	0	0 / 0%	0 / 0%	0 / 0%	0 / 0%	0 / 0%	0 / 0%	0 / 0%
	<b>0</b>	<b>0 / 0%</b>	<b>0 / 0%</b>	<b>0 / 0%</b>	<b>0 / 0%</b>	<b>0 / 0%</b>	<b>0 / 0%</b>	<b>0 / 0%</b>

<b>458 - ALCOHOLIC BEVERAGE COMMISSION - BUILDING CONSTRUCTION UNADJUSTED GOAL IS 21.1%</b>								
T	0	0 / 0%	0 / 0%	0 / 0%	0 / 0%	0 / 0%	0 / 0%	0 / 0%
N	0	0 / 0%	0 / 0%	0 / 0%	0 / 0%	0 / 0%	0 / 0%	0 / 0%
S	***	0 / 0%	0 / 0%	0 / 0%	0 / 0%	0 / 0%	0 / 0%	0 / 0%
-TC	0	0 / 0%	0 / 0%	0 / 0%	0 / 0%	0 / 0%	0 / 0%	0 / 0%
-I	0	0 / 0%	0 / 0%	0 / 0%	0 / 0%	0 / 0%	0 / 0%	0 / 0%
	<b>0</b>	<b>0 / 0%</b>	<b>0 / 0%</b>	<b>0 / 0%</b>	<b>0 / 0%</b>	<b>0 / 0%</b>	<b>0 / 0%</b>	<b>0 / 0%</b>

<b>458 - ALCOHOLIC BEVERAGE COMMISSION - SPECIAL TRADE UNADJUSTED GOAL IS 32.9%</b>								
T	\$4,863	0 / 0%	0 / 0%	0 / 0%	0 / 0%	0 / 0%	0 / 0%	0 / 0%
N	0	0 / 0%	0 / 0%	0 / 0%	0 / 0%	0 / 0%	0 / 0%	0 / 0%
S	***	0 / 0%	0 / 0%	0 / 0%	0 / 0%	0 / 0%	0 / 0%	0 / 0%
-TC	0	0 / 0%	0 / 0%	0 / 0%	0 / 0%	0 / 0%	0 / 0%	0 / 0%
-I	0	0 / 0%	0 / 0%	0 / 0%	0 / 0%	0 / 0%	0 / 0%	0 / 0%
	<b>\$4,863</b>	<b>0 / 0%</b>	<b>0 / 0%</b>	<b>0 / 0%</b>	<b>0 / 0%</b>	<b>0 / 0%</b>	<b>0 / 0%</b>	<b>0 / 0%</b>

\*\*\* DOLLARS REPORTED BUT NOT SHOWN IN THESE COLUMNS. T=TREASURY, N=NON-TREASURY, S=SUBCONTRACTOR FUNDS & PROCUREMENT CARD HUB PURCHASES, TC=TERM CONTRACT, I= INTER GOVERNMENT



TEXAS HISTORICALLY UNDERUTILIZED BUSINESS (HUB) SEMI-ANNUAL REPORT RECEIVED FOR FISCAL YEAR 2023

SECTION VII - STATE AGENCY EXPENDITURE DATA

FUND TYPE	TOTAL EXPENDITURE	TOTAL SPENT WITH HUBS AMOUNT / %	BLACK AMOUNT / %	HISPANIC AMOUNT / %	WOMAN AMOUNT / %	ASIAN PACIFIC AMOUNT / %	NATIVE AMERICAN AMOUNT / %	SERVICE-DISABLED VETERAN AMOUNT / %
<b>458 - ALCOHOLIC BEVERAGE COMMISSION - PROFESSIONAL SERVICES UNADJUSTED GOAL IS 23.7%</b>								
T	\$25,524	\$25,524 / 100.00%	\$25,524 / 100.00%	0 / 0%	0 / 0%	0 / 0%	0 / 0%	0 / 0%
N	0	0 / 0%	0 / 0%	0 / 0%	0 / 0%	0 / 0%	0 / 0%	0 / 0%
S	***	0 / 0%	0 / 0%	0 / 0%	0 / 0%	0 / 0%	0 / 0%	0 / 0%
-TC	0	0 / 0%	0 / 0%	0 / 0%	0 / 0%	0 / 0%	0 / 0%	0 / 0%
-I	0	0 / 0%	0 / 0%	0 / 0%	0 / 0%	0 / 0%	0 / 0%	0 / 0%
	<b>\$25,524</b>	<b>\$25,524 / 100.00%</b>	<b>\$25,524 / 100.00%</b>	<b>0 / 0%</b>	<b>0 / 0%</b>	<b>0 / 0%</b>	<b>0 / 0%</b>	<b>0 / 0%</b>

<b>458 - ALCOHOLIC BEVERAGE COMMISSION - OTHER SERVICES UNADJUSTED GOAL IS 26%</b>								
T	\$2,897,703	\$926,090 / 31.96%	0 / 0%	\$314,813 / 10.86%	\$88,583 / 3.06%	\$515,504 / 17.79%	0 / 0%	\$7,191 / 0.25%
N	0	0 / 0%	0 / 0%	0 / 0%	0 / 0%	0 / 0%	0 / 0%	0 / 0%
S	***	0 / 0%	0 / 0%	0 / 0%	0 / 0%	0 / 0%	0 / 0%	0 / 0%
-TC	\$8,391	0 / 0%	0 / 0%	0 / 0%	0 / 0%	0 / 0%	0 / 0%	0 / 0%
-I	0	0 / 0%	0 / 0%	0 / 0%	0 / 0%	0 / 0%	0 / 0%	0 / 0%
	<b>\$2,889,312</b>	<b>\$926,090 / 31.96%</b>	<b>0 / 0%</b>	<b>\$314,813 / 10.86%</b>	<b>\$88,583 / 3.06%</b>	<b>\$515,504 / 17.79%</b>	<b>0 / 0%</b>	<b>\$7,191 / 0.25%</b>

<b>458 - ALCOHOLIC BEVERAGE COMMISSION - COMMODITY PURCHASING UNADJUSTED GOAL IS 21.1%</b>								
T	\$1,394,911	\$159,738 / 11.45%	0 / 0%	\$23,160 / 1.66%	\$11,379 / 0.82%	\$125,199 / 8.98%	0 / 0%	0 / 0%
N	0	0 / 0%	0 / 0%	0 / 0%	0 / 0%	0 / 0%	0 / 0%	0 / 0%
S	***	0 / 0%	0 / 0%	0 / 0%	0 / 0%	0 / 0%	0 / 0%	0 / 0%
-TC	\$454,220	\$26 / 0.01%	0 / 0%	0 / 0%	\$26 / 0.01%	0 / 0%	0 / 0%	0 / 0%
-I	0	0 / 0%	0 / 0%	0 / 0%	0 / 0%	0 / 0%	0 / 0%	0 / 0%
	<b>\$940,691</b>	<b>\$159,712 / 11.46%</b>	<b>0 / 0%</b>	<b>\$23,160 / 1.66%</b>	<b>\$11,353 / 0.82%</b>	<b>\$125,199 / 8.98%</b>	<b>0 / 0%</b>	<b>0 / 0%</b>

\*\*\* DOLLARS REPORTED BUT NOT SHOWN IN THESE COLUMNS. T=TREASURY, N=NON-TREASURY, S=SUBCONTRACTOR FUNDS & PROCUREMENT CARD HUB PURCHASES, TC=TERM CONTRACT, I= INTER GOVERNMENTAL



TEXAS HISTORICALLY UNDERUTILIZED BUSINESS (HUB) SEMI-ANNUAL REPORT RECEIVED FOR FISCAL YEAR 2023

SECTION VII - STATE AGENCY EXPENDITURE DATA

FUND TYPE	TOTAL EXPENDITURE	TOTAL SPENT WITH HUBS AMOUNT / %	BLACK AMOUNT / %	HISPANIC AMOUNT / %	WOMAN AMOUNT / %	ASIAN PACIFIC AMOUNT / %	NATIVE AMERICAN AMOUNT / %	SERVICE-DISABLED VETERAN AMOUNT / %
<b>458 - ALCOHOLIC BEVERAGE COMMISSION - Statewide Grand Total Expenditures</b>								
T	\$4,323,000	\$1,111,352 / 25.71%	\$25,524 / 0.59%	\$337,973 / 7.82%	\$99,962 / 2.31%	\$640,703 / 14.82%	0 / 0%	\$7,191 / 0.17%
N	0	0 / 0%	0 / 0%	0 / 0%	0 / 0%	0 / 0%	0 / 0%	0 / 0%
S	***	0 / 0%	0 / 0%	0 / 0%	0 / 0%	0 / 0%	0 / 0%	0 / 0%
-TC	\$462,610	\$26 / 0.01%	0 / 0%	0 / 0%	\$26 / 0.01%	0 / 0%	0 / 0%	0 / 0%
-I	0	0 / 0%	0 / 0%	0 / 0%	0 / 0%	0 / 0%	0 / 0%	0 / 0%
	<b>\$3,860,390</b>	<b>\$1,111,325 / 25.71%</b>	<b>\$25,524 / 0.59%</b>	<b>\$337,973 / 7.82%</b>	<b>\$99,936 / 2.32%</b>	<b>\$640,703 / 14.82%</b>	<b>0 / 0%</b>	<b>\$7,191 / 0.17%</b>

\*\*\* DOLLARS REPORTED BUT NOT SHOWN IN THESE COLUMNS. T=TREASURY, N=NON-TREASURY, S=SUBCONTRACTOR FUNDS & PROCUREMENT CARD HUB PURCHASES, TC=TERM CONTRACT, I= INTER GOVERNMENTAL



TEXAS HISTORICALLY UNDERUTILIZED BUSINESS (HUB) SEMI-ANNUAL REPORT RECEIVED FOR FISCAL YEAR 2023

SECTION VII - STATE AGENCY EXPENDITURE DATA

FUND TYPE	TOTAL EXPENDITURE	TOTAL SPENT WITH HUBS AMOUNT / %	BLACK AMOUNT / %	HISPANIC AMOUNT / %	WOMAN AMOUNT / %	ASIAN PACIFIC AMOUNT / %	NATIVE AMERICAN AMOUNT / %	SERVICE-DISABLED VETERAN AMOUNT / %
-----------	-------------------	----------------------------------	------------------	---------------------	------------------	--------------------------	----------------------------	-------------------------------------

459 - TX BOARD OF ARCHITECTURAL EXAMINERS - HEAVY CONSTRUCTION UNADJUSTED GOAL IS 11.2%

T	0	0 / 0%	0 / 0%	0 / 0%	0 / 0%	0 / 0%	0 / 0%	0 / 0%
N	0	0 / 0%	0 / 0%	0 / 0%	0 / 0%	0 / 0%	0 / 0%	0 / 0%
S	***	0 / 0%	0 / 0%	0 / 0%	0 / 0%	0 / 0%	0 / 0%	0 / 0%
-TC	0	0 / 0%	0 / 0%	0 / 0%	0 / 0%	0 / 0%	0 / 0%	0 / 0%
-I	0	0 / 0%	0 / 0%	0 / 0%	0 / 0%	0 / 0%	0 / 0%	0 / 0%
	<b>0</b>	<b>0 / 0%</b>	<b>0 / 0%</b>	<b>0 / 0%</b>	<b>0 / 0%</b>	<b>0 / 0%</b>	<b>0 / 0%</b>	<b>0 / 0%</b>

459 - TX BOARD OF ARCHITECTURAL EXAMINERS - BUILDING CONSTRUCTION UNADJUSTED GOAL IS 21.1%

T	0	0 / 0%	0 / 0%	0 / 0%	0 / 0%	0 / 0%	0 / 0%	0 / 0%
N	0	0 / 0%	0 / 0%	0 / 0%	0 / 0%	0 / 0%	0 / 0%	0 / 0%
S	***	0 / 0%	0 / 0%	0 / 0%	0 / 0%	0 / 0%	0 / 0%	0 / 0%
-TC	0	0 / 0%	0 / 0%	0 / 0%	0 / 0%	0 / 0%	0 / 0%	0 / 0%
-I	0	0 / 0%	0 / 0%	0 / 0%	0 / 0%	0 / 0%	0 / 0%	0 / 0%
	<b>0</b>	<b>0 / 0%</b>	<b>0 / 0%</b>	<b>0 / 0%</b>	<b>0 / 0%</b>	<b>0 / 0%</b>	<b>0 / 0%</b>	<b>0 / 0%</b>

459 - TX BOARD OF ARCHITECTURAL EXAMINERS - SPECIAL TRADE UNADJUSTED GOAL IS 32.9%

T	0	0 / 0%	0 / 0%	0 / 0%	0 / 0%	0 / 0%	0 / 0%	0 / 0%
N	0	0 / 0%	0 / 0%	0 / 0%	0 / 0%	0 / 0%	0 / 0%	0 / 0%
S	***	0 / 0%	0 / 0%	0 / 0%	0 / 0%	0 / 0%	0 / 0%	0 / 0%
-TC	0	0 / 0%	0 / 0%	0 / 0%	0 / 0%	0 / 0%	0 / 0%	0 / 0%
-I	0	0 / 0%	0 / 0%	0 / 0%	0 / 0%	0 / 0%	0 / 0%	0 / 0%
	<b>0</b>	<b>0 / 0%</b>	<b>0 / 0%</b>	<b>0 / 0%</b>	<b>0 / 0%</b>	<b>0 / 0%</b>	<b>0 / 0%</b>	<b>0 / 0%</b>

\*\*\* DOLLARS REPORTED BUT NOT SHOWN IN THESE COLUMNS. T=TREASURY, N=NON-TREASURY, S=SUBCONTRACTOR FUNDS & PROCUREMENT CARD HUB PURCHASES, TC=TERM CONTRACT, I= INTER GOVERNMENT



TEXAS HISTORICALLY UNDERUTILIZED BUSINESS (HUB) SEMI-ANNUAL REPORT RECEIVED FOR FISCAL YEAR 2023

SECTION VII - STATE AGENCY EXPENDITURE DATA

FUND TYPE	TOTAL EXPENDITURE	TOTAL SPENT WITH HUBS AMOUNT / %	BLACK AMOUNT / %	HISPANIC AMOUNT / %	WOMAN AMOUNT / %	ASIAN PACIFIC AMOUNT / %	NATIVE AMERICAN AMOUNT / %	SERVICE-DISABLED VETERAN AMOUNT / %
-----------	-------------------	----------------------------------	------------------	---------------------	------------------	--------------------------	----------------------------	-------------------------------------

459 - TX BOARD OF ARCHITECTURAL EXAMINERS - PROFESSIONAL SERVICES UNADJUSTED GOAL IS 23.7%

T	0	0 / 0%	0 / 0%	0 / 0%	0 / 0%	0 / 0%	0 / 0%	0 / 0%
N	0	0 / 0%	0 / 0%	0 / 0%	0 / 0%	0 / 0%	0 / 0%	0 / 0%
S	***	0 / 0%	0 / 0%	0 / 0%	0 / 0%	0 / 0%	0 / 0%	0 / 0%
-TC	0	0 / 0%	0 / 0%	0 / 0%	0 / 0%	0 / 0%	0 / 0%	0 / 0%
-I	0	0 / 0%	0 / 0%	0 / 0%	0 / 0%	0 / 0%	0 / 0%	0 / 0%
	<b>0</b>	<b>0 / 0%</b>	<b>0 / 0%</b>	<b>0 / 0%</b>	<b>0 / 0%</b>	<b>0 / 0%</b>	<b>0 / 0%</b>	<b>0 / 0%</b>

459 - TX BOARD OF ARCHITECTURAL EXAMINERS - OTHER SERVICES UNADJUSTED GOAL IS 26%

T	\$23,739	\$40 / 0.17%	0 / 0%	0 / 0%	\$40 / 0.17%	0 / 0%	0 / 0%	0 / 0%
N	0	0 / 0%	0 / 0%	0 / 0%	0 / 0%	0 / 0%	0 / 0%	0 / 0%
S	***	0 / 0%	0 / 0%	0 / 0%	0 / 0%	0 / 0%	0 / 0%	0 / 0%
-TC	\$192	0 / 0%	0 / 0%	0 / 0%	0 / 0%	0 / 0%	0 / 0%	0 / 0%
-I	0	0 / 0%	0 / 0%	0 / 0%	0 / 0%	0 / 0%	0 / 0%	0 / 0%
	<b>\$23,547</b>	<b>\$40 / 0.17%</b>	<b>0 / 0%</b>	<b>0 / 0%</b>	<b>\$40 / 0.17%</b>	<b>0 / 0%</b>	<b>0 / 0%</b>	<b>0 / 0%</b>

459 - TX BOARD OF ARCHITECTURAL EXAMINERS - COMMODITY PURCHASING UNADJUSTED GOAL IS 21.1%

T	\$9,975	\$654 / 6.55%	0 / 0%	0 / 0%	\$654 / 6.55%	0 / 0%	0 / 0%	0 / 0%
N	0	0 / 0%	0 / 0%	0 / 0%	0 / 0%	0 / 0%	0 / 0%	0 / 0%
S	***	0 / 0%	0 / 0%	0 / 0%	0 / 0%	0 / 0%	0 / 0%	0 / 0%
-TC	0	0 / 0%	0 / 0%	0 / 0%	0 / 0%	0 / 0%	0 / 0%	0 / 0%
-I	0	0 / 0%	0 / 0%	0 / 0%	0 / 0%	0 / 0%	0 / 0%	0 / 0%
	<b>\$9,975</b>	<b>\$654 / 6.55%</b>	<b>0 / 0%</b>	<b>0 / 0%</b>	<b>\$654 / 6.55%</b>	<b>0 / 0%</b>	<b>0 / 0%</b>	<b>0 / 0%</b>

\*\*\* DOLLARS REPORTED BUT NOT SHOWN IN THESE COLUMNS. T=TREASURY, N=NON-TREASURY, S=SUBCONTRACTOR FUNDS & PROCUREMENT CARD HUB PURCHASES, TC=TERM CONTRACT, I= INTER GOVERNMENT



TEXAS HISTORICALLY UNDERUTILIZED BUSINESS (HUB) SEMI-ANNUAL REPORT RECEIVED FOR FISCAL YEAR 2023

SECTION VII - STATE AGENCY EXPENDITURE DATA

FUND TYPE	TOTAL EXPENDITURE	TOTAL SPENT WITH HUBS AMOUNT / %	BLACK AMOUNT / %	HISPANIC AMOUNT / %	WOMAN AMOUNT / %	ASIAN PACIFIC AMOUNT / %	NATIVE AMERICAN AMOUNT / %	SERVICE-DISABLED VETERAN AMOUNT / %
<b>459 - TX BOARD OF ARCHITECTURAL EXAMINERS - Statewide Grand Total Expenditures</b>								
T	\$33,714	\$694 / 2.06%	0 / 0%	0 / 0%	\$694 / 2.06%	0 / 0%	0 / 0%	0 / 0%
N	0	0 / 0%	0 / 0%	0 / 0%	0 / 0%	0 / 0%	0 / 0%	0 / 0%
S	***	0 / 0%	0 / 0%	0 / 0%	0 / 0%	0 / 0%	0 / 0%	0 / 0%
-TC	\$192	0 / 0%	0 / 0%	0 / 0%	0 / 0%	0 / 0%	0 / 0%	0 / 0%
-I	0	0 / 0%	0 / 0%	0 / 0%	0 / 0%	0 / 0%	0 / 0%	0 / 0%
	<b>\$33,523</b>	<b>\$694 / 2.06%</b>	<b>0 / 0%</b>	<b>0 / 0%</b>	<b>\$694 / 2.06%</b>	<b>0 / 0%</b>	<b>0 / 0%</b>	<b>0 / 0%</b>

\*\*\* DOLLARS REPORTED BUT NOT SHOWN IN THESE COLUMNS. T=TREASURY, N=NON-TREASURY, S=SUBCONTRACTOR FUNDS & PROCUREMENT CARD HUB PURCHASES, TC=TERM CONTRACT, I= INTER GOVERNMENTAL





TEXAS HISTORICALLY UNDERUTILIZED BUSINESS (HUB) SEMI-ANNUAL REPORT RECEIVED FOR FISCAL YEAR 2023

SECTION VII - STATE AGENCY EXPENDITURE DATA

FUND TYPE	TOTAL EXPENDITURE	TOTAL SPENT WITH HUBS AMOUNT / %	BLACK AMOUNT / %	HISPANIC AMOUNT / %	WOMAN AMOUNT / %	ASIAN PACIFIC AMOUNT / %	NATIVE AMERICAN AMOUNT / %	SERVICE-DISABLED VETERAN AMOUNT / %
-----------	-------------------	----------------------------------	------------------	---------------------	------------------	--------------------------	----------------------------	-------------------------------------

460 - TEXAS BD OF PROF ENGINEERS & LAND SU - HEAVY CONSTRUCTION UNADJUSTED GOAL IS 11.2%

T	0	0 / 0%	0 / 0%	0 / 0%	0 / 0%	0 / 0%	0 / 0%	0 / 0%
N	0	0 / 0%	0 / 0%	0 / 0%	0 / 0%	0 / 0%	0 / 0%	0 / 0%
S	***	0 / 0%	0 / 0%	0 / 0%	0 / 0%	0 / 0%	0 / 0%	0 / 0%
-TC	0	0 / 0%	0 / 0%	0 / 0%	0 / 0%	0 / 0%	0 / 0%	0 / 0%
-I	0	0 / 0%	0 / 0%	0 / 0%	0 / 0%	0 / 0%	0 / 0%	0 / 0%
	<b>0</b>	<b>0 / 0%</b>	<b>0 / 0%</b>	<b>0 / 0%</b>	<b>0 / 0%</b>	<b>0 / 0%</b>	<b>0 / 0%</b>	<b>0 / 0%</b>

460 - TEXAS BD OF PROF ENGINEERS & LAND SU - BUILDING CONSTRUCTION UNADJUSTED GOAL IS 21.1%

T	0	0 / 0%	0 / 0%	0 / 0%	0 / 0%	0 / 0%	0 / 0%	0 / 0%
N	0	0 / 0%	0 / 0%	0 / 0%	0 / 0%	0 / 0%	0 / 0%	0 / 0%
S	***	0 / 0%	0 / 0%	0 / 0%	0 / 0%	0 / 0%	0 / 0%	0 / 0%
-TC	0	0 / 0%	0 / 0%	0 / 0%	0 / 0%	0 / 0%	0 / 0%	0 / 0%
-I	0	0 / 0%	0 / 0%	0 / 0%	0 / 0%	0 / 0%	0 / 0%	0 / 0%
	<b>0</b>	<b>0 / 0%</b>	<b>0 / 0%</b>	<b>0 / 0%</b>	<b>0 / 0%</b>	<b>0 / 0%</b>	<b>0 / 0%</b>	<b>0 / 0%</b>

460 - TEXAS BD OF PROF ENGINEERS & LAND SU - SPECIAL TRADE UNADJUSTED GOAL IS 32.9%

T	\$7,889	\$140 / 1.77%	0 / 0%	\$140 / 1.77%	0 / 0%	0 / 0%	0 / 0%	0 / 0%
N	0	0 / 0%	0 / 0%	0 / 0%	0 / 0%	0 / 0%	0 / 0%	0 / 0%
S	***	0 / 0%	0 / 0%	0 / 0%	0 / 0%	0 / 0%	0 / 0%	0 / 0%
-TC	0	0 / 0%	0 / 0%	0 / 0%	0 / 0%	0 / 0%	0 / 0%	0 / 0%
-I	0	0 / 0%	0 / 0%	0 / 0%	0 / 0%	0 / 0%	0 / 0%	0 / 0%
	<b>\$7,889</b>	<b>\$140 / 1.77%</b>	<b>0 / 0%</b>	<b>\$140 / 1.77%</b>	<b>0 / 0%</b>	<b>0 / 0%</b>	<b>0 / 0%</b>	<b>0 / 0%</b>

\*\*\* DOLLARS REPORTED BUT NOT SHOWN IN THESE COLUMNS. T=TREASURY, N=NON-TREASURY, S=SUBCONTRACTOR FUNDS & PROCUREMENT CARD HUB PURCHASES, TC=TERM CONTRACT, I= INTER GOVERNMENT



TEXAS HISTORICALLY UNDERUTILIZED BUSINESS (HUB) SEMI-ANNUAL REPORT RECEIVED FOR FISCAL YEAR 2023

SECTION VII - STATE AGENCY EXPENDITURE DATA

FUND TYPE	TOTAL EXPENDITURE	TOTAL SPENT WITH HUBS AMOUNT / %	BLACK AMOUNT / %	HISPANIC AMOUNT / %	WOMAN AMOUNT / %	ASIAN PACIFIC AMOUNT / %	NATIVE AMERICAN AMOUNT / %	SERVICE-DISABLED VETERAN AMOUNT / %
<b>460 - TEXAS BD OF PROF ENGINEERS &amp; LAND SU - PROFESSIONAL SERVICES UNADJUSTED GOAL IS 23.7%</b>								
T	\$2,340	\$2,340 / 100.00%	\$2,340 / 100.00%	0 / 0%	0 / 0%	0 / 0%	0 / 0%	0 / 0%
N	0	0 / 0%	0 / 0%	0 / 0%	0 / 0%	0 / 0%	0 / 0%	0 / 0%
S	***	0 / 0%	0 / 0%	0 / 0%	0 / 0%	0 / 0%	0 / 0%	0 / 0%
-TC	0	0 / 0%	0 / 0%	0 / 0%	0 / 0%	0 / 0%	0 / 0%	0 / 0%
-I	0	0 / 0%	0 / 0%	0 / 0%	0 / 0%	0 / 0%	0 / 0%	0 / 0%
	<b>\$2,340</b>	<b>\$2,340 / 100.00%</b>	<b>\$2,340 / 100.00%</b>	<b>0 / 0%</b>	<b>0 / 0%</b>	<b>0 / 0%</b>	<b>0 / 0%</b>	<b>0 / 0%</b>
<b>460 - TEXAS BD OF PROF ENGINEERS &amp; LAND SU - OTHER SERVICES UNADJUSTED GOAL IS 26%</b>								
T	\$113,215	\$2,912 / 2.57%	0 / 0%	\$2,710 / 2.39%	\$201 / 0.18%	0 / 0%	0 / 0%	0 / 0%
N	0	0 / 0%	0 / 0%	0 / 0%	0 / 0%	0 / 0%	0 / 0%	0 / 0%
S	***	0 / 0%	0 / 0%	0 / 0%	0 / 0%	0 / 0%	0 / 0%	0 / 0%
-TC	\$6,973	0 / 0%	0 / 0%	0 / 0%	0 / 0%	0 / 0%	0 / 0%	0 / 0%
-I	0	0 / 0%	0 / 0%	0 / 0%	0 / 0%	0 / 0%	0 / 0%	0 / 0%
	<b>\$106,242</b>	<b>\$2,912 / 2.57%</b>	<b>0 / 0%</b>	<b>\$2,710 / 2.39%</b>	<b>\$201 / 0.18%</b>	<b>0 / 0%</b>	<b>0 / 0%</b>	<b>0 / 0%</b>
<b>460 - TEXAS BD OF PROF ENGINEERS &amp; LAND SU - COMMODITY PURCHASING UNADJUSTED GOAL IS 21.1%</b>								
T	\$90,882	\$10,606 / 11.67%	0 / 0%	0 / 0%	\$6,290 / 6.92%	\$4,316 / 4.75%	0 / 0%	0 / 0%
N	0	0 / 0%	0 / 0%	0 / 0%	0 / 0%	0 / 0%	0 / 0%	0 / 0%
S	***	0 / 0%	0 / 0%	0 / 0%	0 / 0%	0 / 0%	0 / 0%	0 / 0%
-TC	\$1,897	\$1,331 / 70.19%	0 / 0%	0 / 0%	\$1,331 / 70.19%	0 / 0%	0 / 0%	0 / 0%
-I	0	0 / 0%	0 / 0%	0 / 0%	0 / 0%	0 / 0%	0 / 0%	0 / 0%
	<b>\$88,986</b>	<b>\$9,274 / 81.86%</b>	<b>0 / 0%</b>	<b>0 / 0%</b>	<b>\$4,958 / 77.11%</b>	<b>\$4,316 / 4.75%</b>	<b>0 / 0%</b>	<b>0 / 0%</b>

\*\*\* DOLLARS REPORTED BUT NOT SHOWN IN THESE COLUMNS. T=TREASURY, N=NON-TREASURY, S=SUBCONTRACTOR FUNDS & PROCUREMENT CARD HUB PURCHASES, TC=TERM CONTRACT, I= INTER GOVERNMENT



TEXAS HISTORICALLY UNDERUTILIZED BUSINESS (HUB) SEMI-ANNUAL REPORT RECEIVED FOR FISCAL YEAR 2023

SECTION VII - STATE AGENCY EXPENDITURE DATA

FUND TYPE	TOTAL EXPENDITURE	TOTAL SPENT WITH HUBS AMOUNT / %	BLACK AMOUNT / %	HISPANIC AMOUNT / %	WOMAN AMOUNT / %	ASIAN PACIFIC AMOUNT / %	NATIVE AMERICAN AMOUNT / %	SERVICE-DISABLED VETERAN AMOUNT / %
<b>460 - TEXAS BD OF PROF ENGINEERS &amp; LAND SU - Statewide Grand Total Expenditures</b>								
T	\$214,326	\$15,997 / 7.46%	\$2,340 / 1.09%	\$2,850 / 1.33%	\$6,491 / 3.03%	\$4,316 / 2.01%	0 / 0%	0 / 0%
N	0	0 / 0%	0 / 0%	0 / 0%	0 / 0%	0 / 0%	0 / 0%	0 / 0%
S	***	0 / 0%	0 / 0%	0 / 0%	0 / 0%	0 / 0%	0 / 0%	0 / 0%
-TC	\$8,870	\$1,331 / 15.01%	0 / 0%	0 / 0%	\$1,331 / 15.01%	0 / 0%	0 / 0%	0 / 0%
-I	0	0 / 0%	0 / 0%	0 / 0%	0 / 0%	0 / 0%	0 / 0%	0 / 0%
	<b>\$205,456</b>	<b>\$14,666 / 22.47%</b>	<b>\$2,340 / 1.09%</b>	<b>\$2,850 / 1.33%</b>	<b>\$5,160 / 18.04%</b>	<b>\$4,316 / 2.01%</b>	<b>0 / 0%</b>	<b>0 / 0%</b>

\*\*\* DOLLARS REPORTED BUT NOT SHOWN IN THESE COLUMNS. T=TREASURY, N=NON-TREASURY, S=SUBCONTRACTOR FUNDS & PROCUREMENT CARD HUB PURCHASES, TC=TERM CONTRACT, I= INTER GOVERNMENTAL



TEXAS HISTORICALLY UNDERUTILIZED BUSINESS (HUB) SEMI-ANNUAL REPORT RECEIVED FOR FISCAL YEAR 2023

SECTION VII - STATE AGENCY EXPENDITURE DATA

FUND TYPE	TOTAL EXPENDITURE	TOTAL SPENT WITH HUBS AMOUNT / %	BLACK AMOUNT / %	HISPANIC AMOUNT / %	WOMAN AMOUNT / %	ASIAN PACIFIC AMOUNT / %	NATIVE AMERICAN AMOUNT / %	SERVICE-DISABLED VETERAN AMOUNT / %
<b>466 - CONSUMER CREDIT COMMISSIONER - HEAVY CONSTRUCTION UNADJUSTED GOAL IS 11.2%</b>								
T	0	0 / 0%	0 / 0%	0 / 0%	0 / 0%	0 / 0%	0 / 0%	0 / 0%
N	0	0 / 0%	0 / 0%	0 / 0%	0 / 0%	0 / 0%	0 / 0%	0 / 0%
S	***	0 / 0%	0 / 0%	0 / 0%	0 / 0%	0 / 0%	0 / 0%	0 / 0%
-TC	0	0 / 0%	0 / 0%	0 / 0%	0 / 0%	0 / 0%	0 / 0%	0 / 0%
-I	0	0 / 0%	0 / 0%	0 / 0%	0 / 0%	0 / 0%	0 / 0%	0 / 0%
	<b>0</b>	<b>0 / 0%</b>	<b>0 / 0%</b>	<b>0 / 0%</b>	<b>0 / 0%</b>	<b>0 / 0%</b>	<b>0 / 0%</b>	<b>0 / 0%</b>

<b>466 - CONSUMER CREDIT COMMISSIONER - BUILDING CONSTRUCTION UNADJUSTED GOAL IS 21.1%</b>								
T	0	0 / 0%	0 / 0%	0 / 0%	0 / 0%	0 / 0%	0 / 0%	0 / 0%
N	0	0 / 0%	0 / 0%	0 / 0%	0 / 0%	0 / 0%	0 / 0%	0 / 0%
S	***	0 / 0%	0 / 0%	0 / 0%	0 / 0%	0 / 0%	0 / 0%	0 / 0%
-TC	0	0 / 0%	0 / 0%	0 / 0%	0 / 0%	0 / 0%	0 / 0%	0 / 0%
-I	0	0 / 0%	0 / 0%	0 / 0%	0 / 0%	0 / 0%	0 / 0%	0 / 0%
	<b>0</b>	<b>0 / 0%</b>	<b>0 / 0%</b>	<b>0 / 0%</b>	<b>0 / 0%</b>	<b>0 / 0%</b>	<b>0 / 0%</b>	<b>0 / 0%</b>

<b>466 - CONSUMER CREDIT COMMISSIONER - SPECIAL TRADE UNADJUSTED GOAL IS 32.9%</b>								
T	0	0 / 0%	0 / 0%	0 / 0%	0 / 0%	0 / 0%	0 / 0%	0 / 0%
N	0	0 / 0%	0 / 0%	0 / 0%	0 / 0%	0 / 0%	0 / 0%	0 / 0%
S	***	0 / 0%	0 / 0%	0 / 0%	0 / 0%	0 / 0%	0 / 0%	0 / 0%
-TC	0	0 / 0%	0 / 0%	0 / 0%	0 / 0%	0 / 0%	0 / 0%	0 / 0%
-I	0	0 / 0%	0 / 0%	0 / 0%	0 / 0%	0 / 0%	0 / 0%	0 / 0%
	<b>0</b>	<b>0 / 0%</b>	<b>0 / 0%</b>	<b>0 / 0%</b>	<b>0 / 0%</b>	<b>0 / 0%</b>	<b>0 / 0%</b>	<b>0 / 0%</b>

\*\*\* DOLLARS REPORTED BUT NOT SHOWN IN THESE COLUMNS. T=TREASURY, N=NON-TREASURY, S=SUBCONTRACTOR FUNDS & PROCUREMENT CARD HUB PURCHASES, TC=TERM CONTRACT, I= INTER GOVERNMENT



TEXAS HISTORICALLY UNDERUTILIZED BUSINESS (HUB) SEMI-ANNUAL REPORT RECEIVED FOR FISCAL YEAR 2023

SECTION VII - STATE AGENCY EXPENDITURE DATA

FUND TYPE	TOTAL EXPENDITURE	TOTAL SPENT WITH HUBS AMOUNT / %	BLACK AMOUNT / %	HISPANIC AMOUNT / %	WOMAN AMOUNT / %	ASIAN PACIFIC AMOUNT / %	NATIVE AMERICAN AMOUNT / %	SERVICE-DISABLED VETERAN AMOUNT / %
<b>466 - CONSUMER CREDIT COMMISSIONER - PROFESSIONAL SERVICES UNADJUSTED GOAL IS 23.7%</b>								
T	\$14,800	\$14,800 / 100.00%	0 / 0%	\$14,800 / 100.00%	0 / 0%	0 / 0%	0 / 0%	0 / 0%
N	0	0 / 0%	0 / 0%	0 / 0%	0 / 0%	0 / 0%	0 / 0%	0 / 0%
S	***	0 / 0%	0 / 0%	0 / 0%	0 / 0%	0 / 0%	0 / 0%	0 / 0%
-TC	0	0 / 0%	0 / 0%	0 / 0%	0 / 0%	0 / 0%	0 / 0%	0 / 0%
-I	0	0 / 0%	0 / 0%	0 / 0%	0 / 0%	0 / 0%	0 / 0%	0 / 0%
	<b>\$14,800</b>	<b>\$14,800 / 100.00%</b>	<b>0 / 0%</b>	<b>\$14,800 / 100.00%</b>	<b>0 / 0%</b>	<b>0 / 0%</b>	<b>0 / 0%</b>	<b>0 / 0%</b>
<b>466 - CONSUMER CREDIT COMMISSIONER - OTHER SERVICES UNADJUSTED GOAL IS 26%</b>								
T	\$229,855	\$179,076 / 77.91%	0 / 0%	\$102,820 / 44.73%	\$76,256 / 33.18%	0 / 0%	0 / 0%	0 / 0%
N	0	0 / 0%	0 / 0%	0 / 0%	0 / 0%	0 / 0%	0 / 0%	0 / 0%
S	***	0 / 0%	0 / 0%	0 / 0%	0 / 0%	0 / 0%	0 / 0%	0 / 0%
-TC	\$13,215	0 / 0%	0 / 0%	0 / 0%	0 / 0%	0 / 0%	0 / 0%	0 / 0%
-I	0	0 / 0%	0 / 0%	0 / 0%	0 / 0%	0 / 0%	0 / 0%	0 / 0%
	<b>\$216,640</b>	<b>\$179,076 / 77.91%</b>	<b>0 / 0%</b>	<b>\$102,820 / 44.73%</b>	<b>\$76,256 / 33.18%</b>	<b>0 / 0%</b>	<b>0 / 0%</b>	<b>0 / 0%</b>
<b>466 - CONSUMER CREDIT COMMISSIONER - COMMODITY PURCHASING UNADJUSTED GOAL IS 21.1%</b>								
T	\$9,554	\$2,208 / 23.11%	0 / 0%	0 / 0%	\$481 / 5.04%	\$1,726 / 18.07%	0 / 0%	0 / 0%
N	0	0 / 0%	0 / 0%	0 / 0%	0 / 0%	0 / 0%	0 / 0%	0 / 0%
S	***	0 / 0%	0 / 0%	0 / 0%	0 / 0%	0 / 0%	0 / 0%	0 / 0%
-TC	0	0 / 0%	0 / 0%	0 / 0%	0 / 0%	0 / 0%	0 / 0%	0 / 0%
-I	0	0 / 0%	0 / 0%	0 / 0%	0 / 0%	0 / 0%	0 / 0%	0 / 0%
	<b>\$9,554</b>	<b>\$2,208 / 23.11%</b>	<b>0 / 0%</b>	<b>0 / 0%</b>	<b>\$481 / 5.04%</b>	<b>\$1,726 / 18.07%</b>	<b>0 / 0%</b>	<b>0 / 0%</b>

\*\*\* DOLLARS REPORTED BUT NOT SHOWN IN THESE COLUMNS. T=TREASURY, N=NON-TREASURY, S=SUBCONTRACTOR FUNDS & PROCUREMENT CARD HUB PURCHASES, TC=TERM CONTRACT, I= INTER GOVERNMENTAL



TEXAS HISTORICALLY UNDERUTILIZED BUSINESS (HUB) SEMI-ANNUAL REPORT RECEIVED FOR FISCAL YEAR 2023

SECTION VII - STATE AGENCY EXPENDITURE DATA

FUND TYPE	TOTAL EXPENDITURE	TOTAL SPENT WITH HUBS AMOUNT / %	BLACK AMOUNT / %	HISPANIC AMOUNT / %	WOMAN AMOUNT / %	ASIAN PACIFIC AMOUNT / %	NATIVE AMERICAN AMOUNT / %	SERVICE-DISABLED VETERAN AMOUNT / %
<b>466 - CONSUMER CREDIT COMMISSIONER - Statewide Grand Total Expenditures</b>								
T	\$254,209	\$196,084 / 77.13%	0 / 0%	\$117,620 / 46.27%	\$76,738 / 30.19%	\$1,726 / 0.68%	0 / 0%	0 / 0%
N	0	0 / 0%	0 / 0%	0 / 0%	0 / 0%	0 / 0%	0 / 0%	0 / 0%
S	***	0 / 0%	0 / 0%	0 / 0%	0 / 0%	0 / 0%	0 / 0%	0 / 0%
-TC	\$13,215	0 / 0%	0 / 0%	0 / 0%	0 / 0%	0 / 0%	0 / 0%	0 / 0%
-I	0	0 / 0%	0 / 0%	0 / 0%	0 / 0%	0 / 0%	0 / 0%	0 / 0%
	<b>\$240,995</b>	<b>\$196,084 / 77.13%</b>	<b>0 / 0%</b>	<b>\$117,620 / 46.27%</b>	<b>\$76,738 / 30.19%</b>	<b>\$1,726 / 0.68%</b>	<b>0 / 0%</b>	<b>0 / 0%</b>

\*\*\* DOLLARS REPORTED BUT NOT SHOWN IN THESE COLUMNS. T=TREASURY, N=NON-TREASURY, S=SUBCONTRACTOR FUNDS & PROCUREMENT CARD HUB PURCHASES, TC=TERM CONTRACT, I= INTER GOVERNMENTAL



TEXAS HISTORICALLY UNDERUTILIZED BUSINESS (HUB) SEMI-ANNUAL REPORT RECEIVED FOR FISCAL YEAR 2023

SECTION VII - STATE AGENCY EXPENDITURE DATA

FUND TYPE	TOTAL EXPENDITURE	TOTAL SPENT WITH HUBS AMOUNT / %	BLACK AMOUNT / %	HISPANIC AMOUNT / %	WOMAN AMOUNT / %	ASIAN PACIFIC AMOUNT / %	NATIVE AMERICAN AMOUNT / %	SERVICE-DISABLED VETERAN AMOUNT / %
-----------	-------------------	----------------------------------	------------------	---------------------	------------------	--------------------------	----------------------------	-------------------------------------

469 - CREDIT UNION DEPARTMENT - HEAVY CONSTRUCTION UNADJUSTED GOAL IS 11.2%

T	0	0 / 0%	0 / 0%	0 / 0%	0 / 0%	0 / 0%	0 / 0%	0 / 0%
N	0	0 / 0%	0 / 0%	0 / 0%	0 / 0%	0 / 0%	0 / 0%	0 / 0%
S	***	0 / 0%	0 / 0%	0 / 0%	0 / 0%	0 / 0%	0 / 0%	0 / 0%
-TC	0	0 / 0%	0 / 0%	0 / 0%	0 / 0%	0 / 0%	0 / 0%	0 / 0%
-I	0	0 / 0%	0 / 0%	0 / 0%	0 / 0%	0 / 0%	0 / 0%	0 / 0%
	<b>0</b>	<b>0 / 0%</b>	<b>0 / 0%</b>	<b>0 / 0%</b>	<b>0 / 0%</b>	<b>0 / 0%</b>	<b>0 / 0%</b>	<b>0 / 0%</b>

469 - CREDIT UNION DEPARTMENT - BUILDING CONSTRUCTION UNADJUSTED GOAL IS 21.1%

T	0	0 / 0%	0 / 0%	0 / 0%	0 / 0%	0 / 0%	0 / 0%	0 / 0%
N	0	0 / 0%	0 / 0%	0 / 0%	0 / 0%	0 / 0%	0 / 0%	0 / 0%
S	***	0 / 0%	0 / 0%	0 / 0%	0 / 0%	0 / 0%	0 / 0%	0 / 0%
-TC	0	0 / 0%	0 / 0%	0 / 0%	0 / 0%	0 / 0%	0 / 0%	0 / 0%
-I	0	0 / 0%	0 / 0%	0 / 0%	0 / 0%	0 / 0%	0 / 0%	0 / 0%
	<b>0</b>	<b>0 / 0%</b>	<b>0 / 0%</b>	<b>0 / 0%</b>	<b>0 / 0%</b>	<b>0 / 0%</b>	<b>0 / 0%</b>	<b>0 / 0%</b>

469 - CREDIT UNION DEPARTMENT - SPECIAL TRADE UNADJUSTED GOAL IS 32.9%

T	\$929	\$929 / 100.00%	0 / 0%	\$929 / 100.00%	0 / 0%	0 / 0%	0 / 0%	0 / 0%
N	0	0 / 0%	0 / 0%	0 / 0%	0 / 0%	0 / 0%	0 / 0%	0 / 0%
S	***	0 / 0%	0 / 0%	0 / 0%	0 / 0%	0 / 0%	0 / 0%	0 / 0%
-TC	0	0 / 0%	0 / 0%	0 / 0%	0 / 0%	0 / 0%	0 / 0%	0 / 0%
-I	0	0 / 0%	0 / 0%	0 / 0%	0 / 0%	0 / 0%	0 / 0%	0 / 0%
	<b>\$929</b>	<b>\$929 / 100.00%</b>	<b>0 / 0%</b>	<b>\$929 / 100.00%</b>	<b>0 / 0%</b>	<b>0 / 0%</b>	<b>0 / 0%</b>	<b>0 / 0%</b>

\*\*\* DOLLARS REPORTED BUT NOT SHOWN IN THESE COLUMNS. T=TREASURY, N=NON-TREASURY, S=SUBCONTRACTOR FUNDS & PROCUREMENT CARD HUB PURCHASES, TC=TERM CONTRACT, I= INTER GOVERNMENT



TEXAS HISTORICALLY UNDERUTILIZED BUSINESS (HUB) SEMI-ANNUAL REPORT RECEIVED FOR FISCAL YEAR 2023

SECTION VII - STATE AGENCY EXPENDITURE DATA

FUND TYPE	TOTAL EXPENDITURE	TOTAL SPENT WITH HUBS AMOUNT / %	BLACK AMOUNT / %	HISPANIC AMOUNT / %	WOMAN AMOUNT / %	ASIAN PACIFIC AMOUNT / %	NATIVE AMERICAN AMOUNT / %	SERVICE-DISABLED VETERAN AMOUNT / %
-----------	-------------------	----------------------------------	------------------	---------------------	------------------	--------------------------	----------------------------	-------------------------------------

469 - CREDIT UNION DEPARTMENT - PROFESSIONAL SERVICES UNADJUSTED GOAL IS 23.7%

T	0	0 / 0%	0 / 0%	0 / 0%	0 / 0%	0 / 0%	0 / 0%	0 / 0%
N	0	0 / 0%	0 / 0%	0 / 0%	0 / 0%	0 / 0%	0 / 0%	0 / 0%
S	***	0 / 0%	0 / 0%	0 / 0%	0 / 0%	0 / 0%	0 / 0%	0 / 0%
-TC	0	0 / 0%	0 / 0%	0 / 0%	0 / 0%	0 / 0%	0 / 0%	0 / 0%
-I	0	0 / 0%	0 / 0%	0 / 0%	0 / 0%	0 / 0%	0 / 0%	0 / 0%
	<b>0</b>	<b>0 / 0%</b>	<b>0 / 0%</b>	<b>0 / 0%</b>	<b>0 / 0%</b>	<b>0 / 0%</b>	<b>0 / 0%</b>	<b>0 / 0%</b>

469 - CREDIT UNION DEPARTMENT - OTHER SERVICES UNADJUSTED GOAL IS 26%

T	\$62,625	\$32,854 / 52.46%	\$1,994 / 3.18%	\$620 / 0.99%	\$30,240 / 48.29%	0 / 0%	0 / 0%	0 / 0%
N	0	0 / 0%	0 / 0%	0 / 0%	0 / 0%	0 / 0%	0 / 0%	0 / 0%
S	***	0 / 0%	0 / 0%	0 / 0%	0 / 0%	0 / 0%	0 / 0%	0 / 0%
-TC	\$365	\$171 / 46.89%	0 / 0%	0 / 0%	\$171 / 46.89%	0 / 0%	0 / 0%	0 / 0%
-I	0	0 / 0%	0 / 0%	0 / 0%	0 / 0%	0 / 0%	0 / 0%	0 / 0%
	<b>\$62,261</b>	<b>\$32,683 / 99.35%</b>	<b>\$1,994 / 3.18%</b>	<b>\$620 / 0.99%</b>	<b>\$30,069 / 95.17%</b>	<b>0 / 0%</b>	<b>0 / 0%</b>	<b>0 / 0%</b>

469 - CREDIT UNION DEPARTMENT - COMMODITY PURCHASING UNADJUSTED GOAL IS 21.1%

T	\$18,541	\$14,243 / 76.82%	0 / 0%	\$1,640 / 8.85%	\$8,685 / 46.84%	\$3,918 / 21.13%	0 / 0%	0 / 0%
N	0	0 / 0%	0 / 0%	0 / 0%	0 / 0%	0 / 0%	0 / 0%	0 / 0%
S	***	0 / 0%	0 / 0%	0 / 0%	0 / 0%	0 / 0%	0 / 0%	0 / 0%
-TC	\$790	\$133 / 16.85%	0 / 0%	0 / 0%	0 / 0%	\$133 / 16.85%	0 / 0%	0 / 0%
-I	0	0 / 0%	0 / 0%	0 / 0%	0 / 0%	0 / 0%	0 / 0%	0 / 0%
	<b>\$17,750</b>	<b>\$14,110 / 93.67%</b>	<b>0 / 0%</b>	<b>\$1,640 / 8.85%</b>	<b>\$8,685 / 46.84%</b>	<b>\$3,785 / 37.98%</b>	<b>0 / 0%</b>	<b>0 / 0%</b>

\*\*\* DOLLARS REPORTED BUT NOT SHOWN IN THESE COLUMNS. T=TREASURY, N=NON-TREASURY, S=SUBCONTRACTOR FUNDS & PROCUREMENT CARD HUB PURCHASES, TC=TERM CONTRACT, I= INTER GOVERNMENT





TEXAS HISTORICALLY UNDERUTILIZED BUSINESS (HUB) SEMI-ANNUAL REPORT RECEIVED FOR FISCAL YEAR 2023

SECTION VII - STATE AGENCY EXPENDITURE DATA

FUND TYPE	TOTAL EXPENDITURE	TOTAL SPENT WITH HUBS AMOUNT / %	BLACK AMOUNT / %	HISPANIC AMOUNT / %	WOMAN AMOUNT / %	ASIAN PACIFIC AMOUNT / %	NATIVE AMERICAN AMOUNT / %	SERVICE-DISABLED VETERAN AMOUNT / %
<b>469 - CREDIT UNION DEPARTMENT - Statewide Grand Total Expenditures</b>								
T	\$82,095	\$48,026 / 58.50%	\$1,994 / 2.43%	\$3,189 / 3.89%	\$38,924 / 47.41%	\$3,918 / 4.77%	0 / 0%	0 / 0%
N	0	0 / 0%	0 / 0%	0 / 0%	0 / 0%	0 / 0%	0 / 0%	0 / 0%
S	***	0 / 0%	0 / 0%	0 / 0%	0 / 0%	0 / 0%	0 / 0%	0 / 0%
-TC	\$1,155	\$304 / 26.33%	0 / 0%	0 / 0%	\$171 / 14.80%	\$133 / 11.53%	0 / 0%	0 / 0%
-I	0	0 / 0%	0 / 0%	0 / 0%	0 / 0%	0 / 0%	0 / 0%	0 / 0%
	<b>\$80,940</b>	<b>\$47,722 / 84.83%</b>	<b>\$1,994 / 2.43%</b>	<b>\$3,189 / 3.89%</b>	<b>\$38,753 / 62.22%</b>	<b>\$3,785 / 16.30%</b>	<b>0 / 0%</b>	<b>0 / 0%</b>

\*\*\* DOLLARS REPORTED BUT NOT SHOWN IN THESE COLUMNS. T=TREASURY, N=NON-TREASURY, S=SUBCONTRACTOR FUNDS & PROCUREMENT CARD HUB PURCHASES, TC=TERM CONTRACT, I= INTER GOVERNMENTAL



TEXAS HISTORICALLY UNDERUTILIZED BUSINESS (HUB) SEMI-ANNUAL REPORT RECEIVED FOR FISCAL YEAR 2023

SECTION VII - STATE AGENCY EXPENDITURE DATA

FUND TYPE	TOTAL EXPENDITURE	TOTAL SPENT WITH HUBS AMOUNT / %	BLACK AMOUNT / %	HISPANIC AMOUNT / %	WOMAN AMOUNT / %	ASIAN PACIFIC AMOUNT / %	NATIVE AMERICAN AMOUNT / %	SERVICE-DISABLED VETERAN AMOUNT / %
<b>473 - PUBLIC UTILITY COMMISSION OF TEXAS - HEAVY CONSTRUCTION UNADJUSTED GOAL IS 11.2%</b>								
T	0	0 / 0%	0 / 0%	0 / 0%	0 / 0%	0 / 0%	0 / 0%	0 / 0%
N	0	0 / 0%	0 / 0%	0 / 0%	0 / 0%	0 / 0%	0 / 0%	0 / 0%
S	***	0 / 0%	0 / 0%	0 / 0%	0 / 0%	0 / 0%	0 / 0%	0 / 0%
-TC	0	0 / 0%	0 / 0%	0 / 0%	0 / 0%	0 / 0%	0 / 0%	0 / 0%
-I	0	0 / 0%	0 / 0%	0 / 0%	0 / 0%	0 / 0%	0 / 0%	0 / 0%
	<b>0</b>	<b>0 / 0%</b>	<b>0 / 0%</b>	<b>0 / 0%</b>	<b>0 / 0%</b>	<b>0 / 0%</b>	<b>0 / 0%</b>	<b>0 / 0%</b>

<b>473 - PUBLIC UTILITY COMMISSION OF TEXAS - BUILDING CONSTRUCTION UNADJUSTED GOAL IS 21.1%</b>								
T	0	0 / 0%	0 / 0%	0 / 0%	0 / 0%	0 / 0%	0 / 0%	0 / 0%
N	0	0 / 0%	0 / 0%	0 / 0%	0 / 0%	0 / 0%	0 / 0%	0 / 0%
S	***	0 / 0%	0 / 0%	0 / 0%	0 / 0%	0 / 0%	0 / 0%	0 / 0%
-TC	0	0 / 0%	0 / 0%	0 / 0%	0 / 0%	0 / 0%	0 / 0%	0 / 0%
-I	0	0 / 0%	0 / 0%	0 / 0%	0 / 0%	0 / 0%	0 / 0%	0 / 0%
	<b>0</b>	<b>0 / 0%</b>	<b>0 / 0%</b>	<b>0 / 0%</b>	<b>0 / 0%</b>	<b>0 / 0%</b>	<b>0 / 0%</b>	<b>0 / 0%</b>

<b>473 - PUBLIC UTILITY COMMISSION OF TEXAS - SPECIAL TRADE UNADJUSTED GOAL IS 32.9%</b>								
T	0	0 / 0%	0 / 0%	0 / 0%	0 / 0%	0 / 0%	0 / 0%	0 / 0%
N	0	0 / 0%	0 / 0%	0 / 0%	0 / 0%	0 / 0%	0 / 0%	0 / 0%
S	***	0 / 0%	0 / 0%	0 / 0%	0 / 0%	0 / 0%	0 / 0%	0 / 0%
-TC	0	0 / 0%	0 / 0%	0 / 0%	0 / 0%	0 / 0%	0 / 0%	0 / 0%
-I	0	0 / 0%	0 / 0%	0 / 0%	0 / 0%	0 / 0%	0 / 0%	0 / 0%
	<b>0</b>	<b>0 / 0%</b>	<b>0 / 0%</b>	<b>0 / 0%</b>	<b>0 / 0%</b>	<b>0 / 0%</b>	<b>0 / 0%</b>	<b>0 / 0%</b>

\*\*\* DOLLARS REPORTED BUT NOT SHOWN IN THESE COLUMNS. T=TREASURY, N=NON-TREASURY, S=SUBCONTRACTOR FUNDS & PROCUREMENT CARD HUB PURCHASES, TC=TERM CONTRACT, I= INTER GOVERNMENTAL



TEXAS HISTORICALLY UNDERUTILIZED BUSINESS (HUB) SEMI-ANNUAL REPORT RECEIVED FOR FISCAL YEAR 2023

SECTION VII - STATE AGENCY EXPENDITURE DATA

FUND TYPE	TOTAL EXPENDITURE	TOTAL SPENT WITH HUBS AMOUNT / %	BLACK AMOUNT / %	HISPANIC AMOUNT / %	WOMAN AMOUNT / %	ASIAN PACIFIC AMOUNT / %	NATIVE AMERICAN AMOUNT / %	SERVICE-DISABLED VETERAN AMOUNT / %
-----------	-------------------	----------------------------------	------------------	---------------------	------------------	--------------------------	----------------------------	-------------------------------------

473 - PUBLIC UTILITY COMMISSION OF TEXAS - PROFESSIONAL SERVICES UNADJUSTED GOAL IS 23.7%

T	0	0 / 0%	0 / 0%	0 / 0%	0 / 0%	0 / 0%	0 / 0%	0 / 0%
N	0	0 / 0%	0 / 0%	0 / 0%	0 / 0%	0 / 0%	0 / 0%	0 / 0%
S	***	0 / 0%	0 / 0%	0 / 0%	0 / 0%	0 / 0%	0 / 0%	0 / 0%
-TC	0	0 / 0%	0 / 0%	0 / 0%	0 / 0%	0 / 0%	0 / 0%	0 / 0%
-I	0	0 / 0%	0 / 0%	0 / 0%	0 / 0%	0 / 0%	0 / 0%	0 / 0%
	<b>0</b>	<b>0 / 0%</b>	<b>0 / 0%</b>	<b>0 / 0%</b>	<b>0 / 0%</b>	<b>0 / 0%</b>	<b>0 / 0%</b>	<b>0 / 0%</b>

473 - PUBLIC UTILITY COMMISSION OF TEXAS - OTHER SERVICES UNADJUSTED GOAL IS 26%

T	\$977,004	\$37,139 / 3.80%	\$34,655 / 3.55%	\$1,800 / 0.18%	\$684 / 0.07%	0 / 0%	0 / 0%	0 / 0%
N	0	0 / 0%	0 / 0%	0 / 0%	0 / 0%	0 / 0%	0 / 0%	0 / 0%
S	***	0 / 0%	0 / 0%	0 / 0%	0 / 0%	0 / 0%	0 / 0%	0 / 0%
-TC	\$948	\$530 / 55.95%	0 / 0%	0 / 0%	\$530 / 55.95%	0 / 0%	0 / 0%	0 / 0%
-I	0	0 / 0%	0 / 0%	0 / 0%	0 / 0%	0 / 0%	0 / 0%	0 / 0%
	<b>\$976,057</b>	<b>\$36,609 / 59.75%</b>	<b>\$34,655 / 3.55%</b>	<b>\$1,800 / 0.18%</b>	<b>\$154 / 56.02%</b>	<b>0 / 0%</b>	<b>0 / 0%</b>	<b>0 / 0%</b>

473 - PUBLIC UTILITY COMMISSION OF TEXAS - COMMODITY PURCHASING UNADJUSTED GOAL IS 21.1%

T	\$325,949	\$111,547 / 34.22%	0 / 0%	\$101,402 / 31.11%	\$7,548 / 2.32%	\$2,598 / 0.80%	0 / 0%	0 / 0%
N	0	0 / 0%	0 / 0%	0 / 0%	0 / 0%	0 / 0%	0 / 0%	0 / 0%
S	***	0 / 0%	0 / 0%	0 / 0%	0 / 0%	0 / 0%	0 / 0%	0 / 0%
-TC	\$3,966	\$14 / 0.35%	0 / 0%	0 / 0%	\$14 / 0.35%	0 / 0%	0 / 0%	0 / 0%
-I	0	0 / 0%	0 / 0%	0 / 0%	0 / 0%	0 / 0%	0 / 0%	0 / 0%
	<b>\$321,983</b>	<b>\$111,533 / 34.58%</b>	<b>0 / 0%</b>	<b>\$101,402 / 31.11%</b>	<b>\$7,534 / 2.67%</b>	<b>\$2,598 / 0.80%</b>	<b>0 / 0%</b>	<b>0 / 0%</b>

\*\*\* DOLLARS REPORTED BUT NOT SHOWN IN THESE COLUMNS. T=TREASURY, N=NON-TREASURY, S=SUBCONTRACTOR FUNDS & PROCUREMENT CARD HUB PURCHASES, TC=TERM CONTRACT, I= INTER GOVERNMENT



TEXAS HISTORICALLY UNDERUTILIZED BUSINESS (HUB) SEMI-ANNUAL REPORT RECEIVED FOR FISCAL YEAR 2023

SECTION VII - STATE AGENCY EXPENDITURE DATA

FUND TYPE	TOTAL EXPENDITURE	TOTAL SPENT WITH HUBS AMOUNT / %	BLACK AMOUNT / %	HISPANIC AMOUNT / %	WOMAN AMOUNT / %	ASIAN PACIFIC AMOUNT / %	NATIVE AMERICAN AMOUNT / %	SERVICE-DISABLED VETERAN AMOUNT / %
<b>473 - PUBLIC UTILITY COMMISSION OF TEXAS - Statewide Grand Total Expenditures</b>								
T	\$1,302,953	\$148,686 / 11.41%	\$34,655 / 2.66%	\$103,202 / 7.92%	\$8,232 / 0.63%	\$2,598 / 0.20%	0 / 0%	0 / 0%
N	0	0 / 0%	0 / 0%	0 / 0%	0 / 0%	0 / 0%	0 / 0%	0 / 0%
S	***	0 / 0%	0 / 0%	0 / 0%	0 / 0%	0 / 0%	0 / 0%	0 / 0%
-TC	\$4,914	\$544 / 11.08%	0 / 0%	0 / 0%	\$544 / 11.08%	0 / 0%	0 / 0%	0 / 0%
-I	0	0 / 0%	0 / 0%	0 / 0%	0 / 0%	0 / 0%	0 / 0%	0 / 0%
	<b>\$1,298,040</b>	<b>\$148,142 / 22.49%</b>	<b>\$34,655 / 2.66%</b>	<b>\$103,202 / 7.92%</b>	<b>\$7,688 / 11.71%</b>	<b>\$2,598 / 0.20%</b>	<b>0 / 0%</b>	<b>0 / 0%</b>

\*\*\* DOLLARS REPORTED BUT NOT SHOWN IN THESE COLUMNS. T=TREASURY, N=NON-TREASURY, S=SUBCONTRACTOR FUNDS & PROCUREMENT CARD HUB PURCHASES, TC=TERM CONTRACT, I= INTER GOVERNMENTAL



TEXAS HISTORICALLY UNDERUTILIZED BUSINESS (HUB) SEMI-ANNUAL REPORT RECEIVED FOR FISCAL YEAR 2023

SECTION VII - STATE AGENCY EXPENDITURE DATA

FUND TYPE	TOTAL EXPENDITURE	TOTAL SPENT WITH HUBS AMOUNT / %	BLACK AMOUNT / %	HISPANIC AMOUNT / %	WOMAN AMOUNT / %	ASIAN PACIFIC AMOUNT / %	NATIVE AMERICAN AMOUNT / %	SERVICE-DISABLED VETERAN AMOUNT / %
-----------	-------------------	----------------------------------	------------------	---------------------	------------------	--------------------------	----------------------------	-------------------------------------

475 - OFFICE OF PUBLIC UTILITY COUNSEL - HEAVY CONSTRUCTION UNADJUSTED GOAL IS 11.2%

T	0	0 / 0%	0 / 0%	0 / 0%	0 / 0%	0 / 0%	0 / 0%	0 / 0%
N	0	0 / 0%	0 / 0%	0 / 0%	0 / 0%	0 / 0%	0 / 0%	0 / 0%
S	***	0 / 0%	0 / 0%	0 / 0%	0 / 0%	0 / 0%	0 / 0%	0 / 0%
-TC	0	0 / 0%	0 / 0%	0 / 0%	0 / 0%	0 / 0%	0 / 0%	0 / 0%
-I	0	0 / 0%	0 / 0%	0 / 0%	0 / 0%	0 / 0%	0 / 0%	0 / 0%
	<b>0</b>	<b>0 / 0%</b>	<b>0 / 0%</b>	<b>0 / 0%</b>	<b>0 / 0%</b>	<b>0 / 0%</b>	<b>0 / 0%</b>	<b>0 / 0%</b>

475 - OFFICE OF PUBLIC UTILITY COUNSEL - BUILDING CONSTRUCTION UNADJUSTED GOAL IS 21.1%

T	0	0 / 0%	0 / 0%	0 / 0%	0 / 0%	0 / 0%	0 / 0%	0 / 0%
N	0	0 / 0%	0 / 0%	0 / 0%	0 / 0%	0 / 0%	0 / 0%	0 / 0%
S	***	0 / 0%	0 / 0%	0 / 0%	0 / 0%	0 / 0%	0 / 0%	0 / 0%
-TC	0	0 / 0%	0 / 0%	0 / 0%	0 / 0%	0 / 0%	0 / 0%	0 / 0%
-I	0	0 / 0%	0 / 0%	0 / 0%	0 / 0%	0 / 0%	0 / 0%	0 / 0%
	<b>0</b>	<b>0 / 0%</b>	<b>0 / 0%</b>	<b>0 / 0%</b>	<b>0 / 0%</b>	<b>0 / 0%</b>	<b>0 / 0%</b>	<b>0 / 0%</b>

475 - OFFICE OF PUBLIC UTILITY COUNSEL - SPECIAL TRADE UNADJUSTED GOAL IS 32.9%

T	0	0 / 0%	0 / 0%	0 / 0%	0 / 0%	0 / 0%	0 / 0%	0 / 0%
N	0	0 / 0%	0 / 0%	0 / 0%	0 / 0%	0 / 0%	0 / 0%	0 / 0%
S	***	0 / 0%	0 / 0%	0 / 0%	0 / 0%	0 / 0%	0 / 0%	0 / 0%
-TC	0	0 / 0%	0 / 0%	0 / 0%	0 / 0%	0 / 0%	0 / 0%	0 / 0%
-I	0	0 / 0%	0 / 0%	0 / 0%	0 / 0%	0 / 0%	0 / 0%	0 / 0%
	<b>0</b>	<b>0 / 0%</b>	<b>0 / 0%</b>	<b>0 / 0%</b>	<b>0 / 0%</b>	<b>0 / 0%</b>	<b>0 / 0%</b>	<b>0 / 0%</b>

\*\*\* DOLLARS REPORTED BUT NOT SHOWN IN THESE COLUMNS. T=TREASURY, N=NON-TREASURY, S=SUBCONTRACTOR FUNDS & PROCUREMENT CARD HUB PURCHASES, TC=TERM CONTRACT, I= INTER GOVERNMENTAL



TEXAS HISTORICALLY UNDERUTILIZED BUSINESS (HUB) SEMI-ANNUAL REPORT RECEIVED FOR FISCAL YEAR 2023

SECTION VII - STATE AGENCY EXPENDITURE DATA

FUND TYPE	TOTAL EXPENDITURE	TOTAL SPENT WITH HUBS AMOUNT / %	BLACK AMOUNT / %	HISPANIC AMOUNT / %	WOMAN AMOUNT / %	ASIAN PACIFIC AMOUNT / %	NATIVE AMERICAN AMOUNT / %	SERVICE-DISABLED VETERAN AMOUNT / %
<b>475 - OFFICE OF PUBLIC UTILITY COUNSEL - PROFESSIONAL SERVICES UNADJUSTED GOAL IS 23.7%</b>								
T	0	0 / 0%	0 / 0%	0 / 0%	0 / 0%	0 / 0%	0 / 0%	0 / 0%
N	0	0 / 0%	0 / 0%	0 / 0%	0 / 0%	0 / 0%	0 / 0%	0 / 0%
S	***	0 / 0%	0 / 0%	0 / 0%	0 / 0%	0 / 0%	0 / 0%	0 / 0%
-TC	0	0 / 0%	0 / 0%	0 / 0%	0 / 0%	0 / 0%	0 / 0%	0 / 0%
-I	0	0 / 0%	0 / 0%	0 / 0%	0 / 0%	0 / 0%	0 / 0%	0 / 0%
	<b>0</b>	<b>0 / 0%</b>	<b>0 / 0%</b>	<b>0 / 0%</b>	<b>0 / 0%</b>	<b>0 / 0%</b>	<b>0 / 0%</b>	<b>0 / 0%</b>

<b>475 - OFFICE OF PUBLIC UTILITY COUNSEL - OTHER SERVICES UNADJUSTED GOAL IS 26%</b>								
T	\$11,046	\$936 / 8.48%	0 / 0%	\$760 / 6.88%	\$177 / 1.60%	0 / 0%	0 / 0%	0 / 0%
N	0	0 / 0%	0 / 0%	0 / 0%	0 / 0%	0 / 0%	0 / 0%	0 / 0%
S	***	0 / 0%	0 / 0%	0 / 0%	0 / 0%	0 / 0%	0 / 0%	0 / 0%
-TC	\$307	\$177 / 57.64%	0 / 0%	0 / 0%	\$177 / 57.64%	0 / 0%	0 / 0%	0 / 0%
-I	0	0 / 0%	0 / 0%	0 / 0%	0 / 0%	0 / 0%	0 / 0%	0 / 0%
	<b>\$10,739</b>	<b>\$760 / 66.12%</b>	<b>0 / 0%</b>	<b>\$760 / 6.88%</b>	<b>0 / 59.24%</b>	<b>0 / 0%</b>	<b>0 / 0%</b>	<b>0 / 0%</b>

<b>475 - OFFICE OF PUBLIC UTILITY COUNSEL - COMMODITY PURCHASING UNADJUSTED GOAL IS 21.1%</b>								
T	\$5,813	\$494 / 8.49%	0 / 0%	0 / 0%	0 / 0%	\$494 / 8.49%	0 / 0%	0 / 0%
N	0	0 / 0%	0 / 0%	0 / 0%	0 / 0%	0 / 0%	0 / 0%	0 / 0%
S	***	0 / 0%	0 / 0%	0 / 0%	0 / 0%	0 / 0%	0 / 0%	0 / 0%
-TC	0	0 / 0%	0 / 0%	0 / 0%	0 / 0%	0 / 0%	0 / 0%	0 / 0%
-I	0	0 / 0%	0 / 0%	0 / 0%	0 / 0%	0 / 0%	0 / 0%	0 / 0%
	<b>\$5,813</b>	<b>\$494 / 8.49%</b>	<b>0 / 0%</b>	<b>0 / 0%</b>	<b>0 / 0%</b>	<b>\$494 / 8.49%</b>	<b>0 / 0%</b>	<b>0 / 0%</b>

\*\*\* DOLLARS REPORTED BUT NOT SHOWN IN THESE COLUMNS. T=TREASURY, N=NON-TREASURY, S=SUBCONTRACTOR FUNDS & PROCUREMENT CARD HUB PURCHASES, TC=TERM CONTRACT, I= INTER GOVERNMENTAL



TEXAS HISTORICALLY UNDERUTILIZED BUSINESS (HUB) SEMI-ANNUAL REPORT RECEIVED FOR FISCAL YEAR 2023

SECTION VII - STATE AGENCY EXPENDITURE DATA

FUND TYPE	TOTAL EXPENDITURE	TOTAL SPENT WITH HUBS AMOUNT / %	BLACK AMOUNT / %	HISPANIC AMOUNT / %	WOMAN AMOUNT / %	ASIAN PACIFIC AMOUNT / %	NATIVE AMERICAN AMOUNT / %	SERVICE-DISABLED VETERAN AMOUNT / %
<b>475 - OFFICE OF PUBLIC UTILITY COUNSEL - Statewide Grand Total Expenditures</b>								
T	\$16,859	\$1,430 / 8.48%	0 / 0%	\$760 / 4.51%	\$177 / 1.05%	\$494 / 2.93%	0 / 0%	0 / 0%
N	0	0 / 0%	0 / 0%	0 / 0%	0 / 0%	0 / 0%	0 / 0%	0 / 0%
S	***	0 / 0%	0 / 0%	0 / 0%	0 / 0%	0 / 0%	0 / 0%	0 / 0%
-TC	\$307	\$177 / 57.64%	0 / 0%	0 / 0%	\$177 / 57.64%	0 / 0%	0 / 0%	0 / 0%
-I	0	0 / 0%	0 / 0%	0 / 0%	0 / 0%	0 / 0%	0 / 0%	0 / 0%
	<b>\$16,552</b>	<b>\$1,253 / 66.13%</b>	<b>0 / 0%</b>	<b>\$760 / 4.51%</b>	<b>0 / 58.69%</b>	<b>\$494 / 2.93%</b>	<b>0 / 0%</b>	<b>0 / 0%</b>

\*\*\* DOLLARS REPORTED BUT NOT SHOWN IN THESE COLUMNS. T=TREASURY, N=NON-TREASURY, S=SUBCONTRACTOR FUNDS & PROCUREMENT CARD HUB PURCHASES, TC=TERM CONTRACT, I= INTER GOVERNMENTAL



TEXAS HISTORICALLY UNDERUTILIZED BUSINESS (HUB) SEMI-ANNUAL REPORT RECEIVED FOR FISCAL YEAR 2023

SECTION VII - STATE AGENCY EXPENDITURE DATA

FUND TYPE	TOTAL EXPENDITURE	TOTAL SPENT WITH HUBS AMOUNT / %	BLACK AMOUNT / %	HISPANIC AMOUNT / %	WOMAN AMOUNT / %	ASIAN PACIFIC AMOUNT / %	NATIVE AMERICAN AMOUNT / %	SERVICE-DISABLED VETERAN AMOUNT / %
<b>476 - TEXAS RACING COMMISSION - HEAVY CONSTRUCTION UNADJUSTED GOAL IS 11.2%</b>								
T	0	0 / 0%	0 / 0%	0 / 0%	0 / 0%	0 / 0%	0 / 0%	0 / 0%
N	0	0 / 0%	0 / 0%	0 / 0%	0 / 0%	0 / 0%	0 / 0%	0 / 0%
S	***	0 / 0%	0 / 0%	0 / 0%	0 / 0%	0 / 0%	0 / 0%	0 / 0%
-TC	0	0 / 0%	0 / 0%	0 / 0%	0 / 0%	0 / 0%	0 / 0%	0 / 0%
-I	0	0 / 0%	0 / 0%	0 / 0%	0 / 0%	0 / 0%	0 / 0%	0 / 0%
	<b>0</b>	<b>0 / 0%</b>	<b>0 / 0%</b>	<b>0 / 0%</b>	<b>0 / 0%</b>	<b>0 / 0%</b>	<b>0 / 0%</b>	<b>0 / 0%</b>

<b>476 - TEXAS RACING COMMISSION - BUILDING CONSTRUCTION UNADJUSTED GOAL IS 21.1%</b>								
T	0	0 / 0%	0 / 0%	0 / 0%	0 / 0%	0 / 0%	0 / 0%	0 / 0%
N	0	0 / 0%	0 / 0%	0 / 0%	0 / 0%	0 / 0%	0 / 0%	0 / 0%
S	***	0 / 0%	0 / 0%	0 / 0%	0 / 0%	0 / 0%	0 / 0%	0 / 0%
-TC	0	0 / 0%	0 / 0%	0 / 0%	0 / 0%	0 / 0%	0 / 0%	0 / 0%
-I	0	0 / 0%	0 / 0%	0 / 0%	0 / 0%	0 / 0%	0 / 0%	0 / 0%
	<b>0</b>	<b>0 / 0%</b>	<b>0 / 0%</b>	<b>0 / 0%</b>	<b>0 / 0%</b>	<b>0 / 0%</b>	<b>0 / 0%</b>	<b>0 / 0%</b>

<b>476 - TEXAS RACING COMMISSION - SPECIAL TRADE UNADJUSTED GOAL IS 32.9%</b>								
T	0	0 / 0%	0 / 0%	0 / 0%	0 / 0%	0 / 0%	0 / 0%	0 / 0%
N	0	0 / 0%	0 / 0%	0 / 0%	0 / 0%	0 / 0%	0 / 0%	0 / 0%
S	***	0 / 0%	0 / 0%	0 / 0%	0 / 0%	0 / 0%	0 / 0%	0 / 0%
-TC	0	0 / 0%	0 / 0%	0 / 0%	0 / 0%	0 / 0%	0 / 0%	0 / 0%
-I	0	0 / 0%	0 / 0%	0 / 0%	0 / 0%	0 / 0%	0 / 0%	0 / 0%
	<b>0</b>	<b>0 / 0%</b>	<b>0 / 0%</b>	<b>0 / 0%</b>	<b>0 / 0%</b>	<b>0 / 0%</b>	<b>0 / 0%</b>	<b>0 / 0%</b>

\*\*\* DOLLARS REPORTED BUT NOT SHOWN IN THESE COLUMNS. T=TREASURY, N=NON-TREASURY, S=SUBCONTRACTOR FUNDS & PROCUREMENT CARD HUB PURCHASES, TC=TERM CONTRACT, I= INTER GOVERNMENT





TEXAS HISTORICALLY UNDERUTILIZED BUSINESS (HUB) SEMI-ANNUAL REPORT RECEIVED FOR FISCAL YEAR 2023

SECTION VII - STATE AGENCY EXPENDITURE DATA

FUND TYPE	TOTAL EXPENDITURE	TOTAL SPENT WITH HUBS AMOUNT / %	BLACK AMOUNT / %	HISPANIC AMOUNT / %	WOMAN AMOUNT / %	ASIAN PACIFIC AMOUNT / %	NATIVE AMERICAN AMOUNT / %	SERVICE-DISABLED VETERAN AMOUNT / %
-----------	-------------------	----------------------------------	------------------	---------------------	------------------	--------------------------	----------------------------	-------------------------------------

476 - TEXAS RACING COMMISSION - PROFESSIONAL SERVICES UNADJUSTED GOAL IS 23.7%

T	0	0 / 0%	0 / 0%	0 / 0%	0 / 0%	0 / 0%	0 / 0%	0 / 0%
N	0	0 / 0%	0 / 0%	0 / 0%	0 / 0%	0 / 0%	0 / 0%	0 / 0%
S	***	0 / 0%	0 / 0%	0 / 0%	0 / 0%	0 / 0%	0 / 0%	0 / 0%
-TC	0	0 / 0%	0 / 0%	0 / 0%	0 / 0%	0 / 0%	0 / 0%	0 / 0%
-I	0	0 / 0%	0 / 0%	0 / 0%	0 / 0%	0 / 0%	0 / 0%	0 / 0%
	<b>0</b>	<b>0 / 0%</b>	<b>0 / 0%</b>	<b>0 / 0%</b>	<b>0 / 0%</b>	<b>0 / 0%</b>	<b>0 / 0%</b>	<b>0 / 0%</b>

476 - TEXAS RACING COMMISSION - OTHER SERVICES UNADJUSTED GOAL IS 26%

T	\$111,609	\$27,931 / 25.03%	0 / 0%	\$24,365 / 21.83%	\$1,929 / 1.73%	\$1,637 / 1.47%	0 / 0%	0 / 0%
N	0	0 / 0%	0 / 0%	0 / 0%	0 / 0%	0 / 0%	0 / 0%	0 / 0%
S	***	0 / 0%	0 / 0%	0 / 0%	0 / 0%	0 / 0%	0 / 0%	0 / 0%
-TC	\$1,953	0 / 0%	0 / 0%	0 / 0%	0 / 0%	0 / 0%	0 / 0%	0 / 0%
-I	0	0 / 0%	0 / 0%	0 / 0%	0 / 0%	0 / 0%	0 / 0%	0 / 0%
	<b>\$109,656</b>	<b>\$27,931 / 25.03%</b>	<b>0 / 0%</b>	<b>\$24,365 / 21.83%</b>	<b>\$1,929 / 1.73%</b>	<b>\$1,637 / 1.47%</b>	<b>0 / 0%</b>	<b>0 / 0%</b>

476 - TEXAS RACING COMMISSION - COMMODITY PURCHASING UNADJUSTED GOAL IS 21.1%

T	\$71,173	\$18,895 / 26.55%	\$12,221 / 17.17%	\$1,668 / 2.34%	\$74 / 0.10%	\$4,932 / 6.93%	0 / 0%	0 / 0%
N	0	0 / 0%	0 / 0%	0 / 0%	0 / 0%	0 / 0%	0 / 0%	0 / 0%
S	***	0 / 0%	0 / 0%	0 / 0%	0 / 0%	0 / 0%	0 / 0%	0 / 0%
-TC	\$599	0 / 0%	0 / 0%	0 / 0%	0 / 0%	0 / 0%	0 / 0%	0 / 0%
-I	0	0 / 0%	0 / 0%	0 / 0%	0 / 0%	0 / 0%	0 / 0%	0 / 0%
	<b>\$70,574</b>	<b>\$18,895 / 26.55%</b>	<b>\$12,221 / 17.17%</b>	<b>\$1,668 / 2.34%</b>	<b>\$74 / 0.10%</b>	<b>\$4,932 / 6.93%</b>	<b>0 / 0%</b>	<b>0 / 0%</b>

\*\*\* DOLLARS REPORTED BUT NOT SHOWN IN THESE COLUMNS. T=TREASURY, N=NON-TREASURY, S=SUBCONTRACTOR FUNDS & PROCUREMENT CARD HUB PURCHASES, TC=TERM CONTRACT, I= INTER GOVERNMENTAL



TEXAS HISTORICALLY UNDERUTILIZED BUSINESS (HUB) SEMI-ANNUAL REPORT RECEIVED FOR FISCAL YEAR 2023

SECTION VII - STATE AGENCY EXPENDITURE DATA

FUND TYPE	TOTAL EXPENDITURE	TOTAL SPENT WITH HUBS AMOUNT / %	BLACK AMOUNT / %	HISPANIC AMOUNT / %	WOMAN AMOUNT / %	ASIAN PACIFIC AMOUNT / %	NATIVE AMERICAN AMOUNT / %	SERVICE-DISABLED VETERAN AMOUNT / %
<b>476 - TEXAS RACING COMMISSION - Statewide Grand Total Expenditures</b>								
T	\$182,783	\$46,826 / 25.62%	\$12,221 / 6.69%	\$26,033 / 14.24%	\$2,004 / 1.10%	\$6,569 / 3.59%	0 / 0%	0 / 0%
N	0	0 / 0%	0 / 0%	0 / 0%	0 / 0%	0 / 0%	0 / 0%	0 / 0%
S	***	0 / 0%	0 / 0%	0 / 0%	0 / 0%	0 / 0%	0 / 0%	0 / 0%
-TC	\$2,552	0 / 0%	0 / 0%	0 / 0%	0 / 0%	0 / 0%	0 / 0%	0 / 0%
-I	0	0 / 0%	0 / 0%	0 / 0%	0 / 0%	0 / 0%	0 / 0%	0 / 0%
	<b>\$180,231</b>	<b>\$46,826 / 25.62%</b>	<b>\$12,221 / 6.69%</b>	<b>\$26,033 / 14.24%</b>	<b>\$2,004 / 1.10%</b>	<b>\$6,569 / 3.59%</b>	<b>0 / 0%</b>	<b>0 / 0%</b>

\*\*\* DOLLARS REPORTED BUT NOT SHOWN IN THESE COLUMNS. T=TREASURY, N=NON-TREASURY, S=SUBCONTRACTOR FUNDS & PROCUREMENT CARD HUB PURCHASES, TC=TERM CONTRACT, I= INTER GOVERNMENTAL



TEXAS HISTORICALLY UNDERUTILIZED BUSINESS (HUB) SEMI-ANNUAL REPORT RECEIVED FOR FISCAL YEAR 2023

SECTION VII - STATE AGENCY EXPENDITURE DATA

FUND TYPE	TOTAL EXPENDITURE	TOTAL SPENT WITH HUBS AMOUNT / %	BLACK AMOUNT / %	HISPANIC AMOUNT / %	WOMAN AMOUNT / %	ASIAN PACIFIC AMOUNT / %	NATIVE AMERICAN AMOUNT / %	SERVICE-DISABLED VETERAN AMOUNT / %
<b>477 - COMM/STATE EMERGENCY COMMUNICATION - HEAVY CONSTRUCTION UNADJUSTED GOAL IS 11.2%</b>								
T	0	0 / 0%	0 / 0%	0 / 0%	0 / 0%	0 / 0%	0 / 0%	0 / 0%
N	0	0 / 0%	0 / 0%	0 / 0%	0 / 0%	0 / 0%	0 / 0%	0 / 0%
S	***	0 / 0%	0 / 0%	0 / 0%	0 / 0%	0 / 0%	0 / 0%	0 / 0%
-TC	0	0 / 0%	0 / 0%	0 / 0%	0 / 0%	0 / 0%	0 / 0%	0 / 0%
-I	0	0 / 0%	0 / 0%	0 / 0%	0 / 0%	0 / 0%	0 / 0%	0 / 0%
	<b>0</b>	<b>0 / 0%</b>	<b>0 / 0%</b>	<b>0 / 0%</b>	<b>0 / 0%</b>	<b>0 / 0%</b>	<b>0 / 0%</b>	<b>0 / 0%</b>

<b>477 - COMM/STATE EMERGENCY COMMUNICATION - BUILDING CONSTRUCTION UNADJUSTED GOAL IS 21.1%</b>								
T	0	0 / 0%	0 / 0%	0 / 0%	0 / 0%	0 / 0%	0 / 0%	0 / 0%
N	0	0 / 0%	0 / 0%	0 / 0%	0 / 0%	0 / 0%	0 / 0%	0 / 0%
S	***	0 / 0%	0 / 0%	0 / 0%	0 / 0%	0 / 0%	0 / 0%	0 / 0%
-TC	0	0 / 0%	0 / 0%	0 / 0%	0 / 0%	0 / 0%	0 / 0%	0 / 0%
-I	0	0 / 0%	0 / 0%	0 / 0%	0 / 0%	0 / 0%	0 / 0%	0 / 0%
	<b>0</b>	<b>0 / 0%</b>	<b>0 / 0%</b>	<b>0 / 0%</b>	<b>0 / 0%</b>	<b>0 / 0%</b>	<b>0 / 0%</b>	<b>0 / 0%</b>

<b>477 - COMM/STATE EMERGENCY COMMUNICATION - SPECIAL TRADE UNADJUSTED GOAL IS 32.9%</b>								
T	0	0 / 0%	0 / 0%	0 / 0%	0 / 0%	0 / 0%	0 / 0%	0 / 0%
N	0	0 / 0%	0 / 0%	0 / 0%	0 / 0%	0 / 0%	0 / 0%	0 / 0%
S	***	0 / 0%	0 / 0%	0 / 0%	0 / 0%	0 / 0%	0 / 0%	0 / 0%
-TC	0	0 / 0%	0 / 0%	0 / 0%	0 / 0%	0 / 0%	0 / 0%	0 / 0%
-I	0	0 / 0%	0 / 0%	0 / 0%	0 / 0%	0 / 0%	0 / 0%	0 / 0%
	<b>0</b>	<b>0 / 0%</b>	<b>0 / 0%</b>	<b>0 / 0%</b>	<b>0 / 0%</b>	<b>0 / 0%</b>	<b>0 / 0%</b>	<b>0 / 0%</b>

\*\*\* DOLLARS REPORTED BUT NOT SHOWN IN THESE COLUMNS. T=TREASURY, N=NON-TREASURY, S=SUBCONTRACTOR FUNDS & PROCUREMENT CARD HUB PURCHASES, TC=TERM CONTRACT, I= INTER GOVERNMENT



TEXAS HISTORICALLY UNDERUTILIZED BUSINESS (HUB) SEMI-ANNUAL REPORT RECEIVED FOR FISCAL YEAR 2023

SECTION VII - STATE AGENCY EXPENDITURE DATA

FUND TYPE	TOTAL EXPENDITURE	TOTAL SPENT WITH HUBS AMOUNT / %	BLACK AMOUNT / %	HISPANIC AMOUNT / %	WOMAN AMOUNT / %	ASIAN PACIFIC AMOUNT / %	NATIVE AMERICAN AMOUNT / %	SERVICE-DISABLED VETERAN AMOUNT / %
-----------	-------------------	----------------------------------	------------------	---------------------	------------------	--------------------------	----------------------------	-------------------------------------

477 - COMM/STATE EMERGENCY COMMUNICATION - PROFESSIONAL SERVICES UNADJUSTED GOAL IS 23.7%

T	\$27,360	\$27,360 / 100.00%	0 / 0%	\$27,360 / 100.00%	0 / 0%	0 / 0%	0 / 0%	0 / 0%
N	0	0 / 0%	0 / 0%	0 / 0%	0 / 0%	0 / 0%	0 / 0%	0 / 0%
S	***	0 / 0%	0 / 0%	0 / 0%	0 / 0%	0 / 0%	0 / 0%	0 / 0%
-TC	0	0 / 0%	0 / 0%	0 / 0%	0 / 0%	0 / 0%	0 / 0%	0 / 0%
-I	0	0 / 0%	0 / 0%	0 / 0%	0 / 0%	0 / 0%	0 / 0%	0 / 0%
	<b>\$27,360</b>	<b>\$27,360 / 100.00%</b>	<b>0 / 0%</b>	<b>\$27,360 / 100.00%</b>	<b>0 / 0%</b>	<b>0 / 0%</b>	<b>0 / 0%</b>	<b>0 / 0%</b>

477 - COMM/STATE EMERGENCY COMMUNICATION - OTHER SERVICES UNADJUSTED GOAL IS 26%

T	\$1,056,245	\$670,602 / 63.49%	0 / 0%	\$46,172 / 4.37%	\$189,745 / 17.96%	\$380,903 / 36.06%	0 / 0%	\$53,781 / 5.09%
N	0	0 / 0%	0 / 0%	0 / 0%	0 / 0%	0 / 0%	0 / 0%	0 / 0%
S	***	0 / 0%	0 / 0%	0 / 0%	0 / 0%	0 / 0%	0 / 0%	0 / 0%
-TC	0	0 / 0%	0 / 0%	0 / 0%	0 / 0%	0 / 0%	0 / 0%	0 / 0%
-I	0	0 / 0%	0 / 0%	0 / 0%	0 / 0%	0 / 0%	0 / 0%	0 / 0%
	<b>\$1,056,245</b>	<b>\$670,602 / 63.49%</b>	<b>0 / 0%</b>	<b>\$46,172 / 4.37%</b>	<b>\$189,745 / 17.96%</b>	<b>\$380,903 / 36.06%</b>	<b>0 / 0%</b>	<b>\$53,781 / 5.09%</b>

477 - COMM/STATE EMERGENCY COMMUNICATION - COMMODITY PURCHASING UNADJUSTED GOAL IS 21.1%

T	\$671,171	\$55,766 / 8.31%	0 / 0%	\$27,001 / 4.02%	\$23,543 / 3.51%	\$5,222 / 0.78%	0 / 0%	0 / 0%
N	0	0 / 0%	0 / 0%	0 / 0%	0 / 0%	0 / 0%	0 / 0%	0 / 0%
S	***	0 / 0%	0 / 0%	0 / 0%	0 / 0%	0 / 0%	0 / 0%	0 / 0%
-TC	0	0 / 0%	0 / 0%	0 / 0%	0 / 0%	0 / 0%	0 / 0%	0 / 0%
-I	0	0 / 0%	0 / 0%	0 / 0%	0 / 0%	0 / 0%	0 / 0%	0 / 0%
	<b>\$671,171</b>	<b>\$55,766 / 8.31%</b>	<b>0 / 0%</b>	<b>\$27,001 / 4.02%</b>	<b>\$23,543 / 3.51%</b>	<b>\$5,222 / 0.78%</b>	<b>0 / 0%</b>	<b>0 / 0%</b>

\*\*\* DOLLARS REPORTED BUT NOT SHOWN IN THESE COLUMNS. T=TREASURY, N=NON-TREASURY, S=SUBCONTRACTOR FUNDS & PROCUREMENT CARD HUB PURCHASES, TC=TERM CONTRACT, I= INTER GOVERNMENTAL



TEXAS HISTORICALLY UNDERUTILIZED BUSINESS (HUB) SEMI-ANNUAL REPORT RECEIVED FOR FISCAL YEAR 2023

SECTION VII - STATE AGENCY EXPENDITURE DATA

FUND TYPE	TOTAL EXPENDITURE	TOTAL SPENT WITH HUBS AMOUNT / %	BLACK AMOUNT / %	HISPANIC AMOUNT / %	WOMAN AMOUNT / %	ASIAN PACIFIC AMOUNT / %	NATIVE AMERICAN AMOUNT / %	SERVICE-DISABLED VETERAN AMOUNT / %
<b>477 - COMM/STATE EMERGENCY COMMUNICATION - Statewide Grand Total Expenditures</b>								
T	\$1,754,775	\$753,728 / 42.95%	0 / 0%	\$100,533 / 5.73%	\$213,289 / 12.15%	\$386,125 / 22.00%	0 / 0%	\$53,781 / 3.06%
N	0	0 / 0%	0 / 0%	0 / 0%	0 / 0%	0 / 0%	0 / 0%	0 / 0%
S	***	0 / 0%	0 / 0%	0 / 0%	0 / 0%	0 / 0%	0 / 0%	0 / 0%
-TC	0	0 / 0%	0 / 0%	0 / 0%	0 / 0%	0 / 0%	0 / 0%	0 / 0%
-I	0	0 / 0%	0 / 0%	0 / 0%	0 / 0%	0 / 0%	0 / 0%	0 / 0%
	<b>\$1,754,775</b>	<b>\$753,728 / 42.95%</b>	<b>0 / 0%</b>	<b>\$100,533 / 5.73%</b>	<b>\$213,289 / 12.15%</b>	<b>\$386,125 / 22.00%</b>	<b>0 / 0%</b>	<b>\$53,781 / 3.06%</b>

\*\*\* DOLLARS REPORTED BUT NOT SHOWN IN THESE COLUMNS. T=TREASURY, N=NON-TREASURY, S=SUBCONTRACTOR FUNDS & PROCUREMENT CARD HUB PURCHASES, TC=TERM CONTRACT, I= INTER GOVERNMENTAL



TEXAS HISTORICALLY UNDERUTILIZED BUSINESS (HUB) SEMI-ANNUAL REPORT RECEIVED FOR FISCAL YEAR 2023

SECTION VII - STATE AGENCY EXPENDITURE DATA

FUND TYPE	TOTAL EXPENDITURE	TOTAL SPENT WITH HUBS AMOUNT / %	BLACK AMOUNT / %	HISPANIC AMOUNT / %	WOMAN AMOUNT / %	ASIAN PACIFIC AMOUNT / %	NATIVE AMERICAN AMOUNT / %	SERVICE-DISABLED VETERAN AMOUNT / %
-----------	-------------------	----------------------------------	------------------	---------------------	------------------	--------------------------	----------------------------	-------------------------------------

479 - STATE OFFICE OF RISK MANAGEMENT - HEAVY CONSTRUCTION UNADJUSTED GOAL IS 11.2%

T	0	0 / 0%	0 / 0%	0 / 0%	0 / 0%	0 / 0%	0 / 0%	0 / 0%
N	0	0 / 0%	0 / 0%	0 / 0%	0 / 0%	0 / 0%	0 / 0%	0 / 0%
S	***	0 / 0%	0 / 0%	0 / 0%	0 / 0%	0 / 0%	0 / 0%	0 / 0%
-TC	0	0 / 0%	0 / 0%	0 / 0%	0 / 0%	0 / 0%	0 / 0%	0 / 0%
-I	0	0 / 0%	0 / 0%	0 / 0%	0 / 0%	0 / 0%	0 / 0%	0 / 0%
	<b>0</b>	<b>0 / 0%</b>	<b>0 / 0%</b>	<b>0 / 0%</b>	<b>0 / 0%</b>	<b>0 / 0%</b>	<b>0 / 0%</b>	<b>0 / 0%</b>

479 - STATE OFFICE OF RISK MANAGEMENT - BUILDING CONSTRUCTION UNADJUSTED GOAL IS 21.1%

T	0	0 / 0%	0 / 0%	0 / 0%	0 / 0%	0 / 0%	0 / 0%	0 / 0%
N	0	0 / 0%	0 / 0%	0 / 0%	0 / 0%	0 / 0%	0 / 0%	0 / 0%
S	***	0 / 0%	0 / 0%	0 / 0%	0 / 0%	0 / 0%	0 / 0%	0 / 0%
-TC	0	0 / 0%	0 / 0%	0 / 0%	0 / 0%	0 / 0%	0 / 0%	0 / 0%
-I	0	0 / 0%	0 / 0%	0 / 0%	0 / 0%	0 / 0%	0 / 0%	0 / 0%
	<b>0</b>	<b>0 / 0%</b>	<b>0 / 0%</b>	<b>0 / 0%</b>	<b>0 / 0%</b>	<b>0 / 0%</b>	<b>0 / 0%</b>	<b>0 / 0%</b>

479 - STATE OFFICE OF RISK MANAGEMENT - SPECIAL TRADE UNADJUSTED GOAL IS 32.9%

T	0	0 / 0%	0 / 0%	0 / 0%	0 / 0%	0 / 0%	0 / 0%	0 / 0%
N	0	0 / 0%	0 / 0%	0 / 0%	0 / 0%	0 / 0%	0 / 0%	0 / 0%
S	***	0 / 0%	0 / 0%	0 / 0%	0 / 0%	0 / 0%	0 / 0%	0 / 0%
-TC	0	0 / 0%	0 / 0%	0 / 0%	0 / 0%	0 / 0%	0 / 0%	0 / 0%
-I	0	0 / 0%	0 / 0%	0 / 0%	0 / 0%	0 / 0%	0 / 0%	0 / 0%
	<b>0</b>	<b>0 / 0%</b>	<b>0 / 0%</b>	<b>0 / 0%</b>	<b>0 / 0%</b>	<b>0 / 0%</b>	<b>0 / 0%</b>	<b>0 / 0%</b>

\*\*\* DOLLARS REPORTED BUT NOT SHOWN IN THESE COLUMNS. T=TREASURY, N=NON-TREASURY, S=SUBCONTRACTOR FUNDS & PROCUREMENT CARD HUB PURCHASES, TC=TERM CONTRACT, I= INTER GOVERNMENTAL



TEXAS HISTORICALLY UNDERUTILIZED BUSINESS (HUB) SEMI-ANNUAL REPORT RECEIVED FOR FISCAL YEAR 2023

SECTION VII - STATE AGENCY EXPENDITURE DATA

FUND TYPE	TOTAL EXPENDITURE	TOTAL SPENT WITH HUBS AMOUNT / %	BLACK AMOUNT / %	HISPANIC AMOUNT / %	WOMAN AMOUNT / %	ASIAN PACIFIC AMOUNT / %	NATIVE AMERICAN AMOUNT / %	SERVICE-DISABLED VETERAN AMOUNT / %
-----------	-------------------	----------------------------------	------------------	---------------------	------------------	--------------------------	----------------------------	-------------------------------------

479 - STATE OFFICE OF RISK MANAGEMENT - PROFESSIONAL SERVICES UNADJUSTED GOAL IS 23.7%

T	\$20,563	\$20,563 / 100.00%	\$20,563 / 100.00%	0 / 0%	0 / 0%	0 / 0%	0 / 0%	0 / 0%
N	0	0 / 0%	0 / 0%	0 / 0%	0 / 0%	0 / 0%	0 / 0%	0 / 0%
S	***	0 / 0%	0 / 0%	0 / 0%	0 / 0%	0 / 0%	0 / 0%	0 / 0%
-TC	0	0 / 0%	0 / 0%	0 / 0%	0 / 0%	0 / 0%	0 / 0%	0 / 0%
-I	0	0 / 0%	0 / 0%	0 / 0%	0 / 0%	0 / 0%	0 / 0%	0 / 0%
	<b>\$20,563</b>	<b>\$20,563 / 100.00%</b>	<b>\$20,563 / 100.00%</b>	<b>0 / 0%</b>	<b>0 / 0%</b>	<b>0 / 0%</b>	<b>0 / 0%</b>	<b>0 / 0%</b>

479 - STATE OFFICE OF RISK MANAGEMENT - OTHER SERVICES UNADJUSTED GOAL IS 26%

T	\$469,331	\$521 / 0.11%	0 / 0%	0 / 0%	0 / 0%	\$521 / 0.11%	0 / 0%	0 / 0%
N	0	0 / 0%	0 / 0%	0 / 0%	0 / 0%	0 / 0%	0 / 0%	0 / 0%
S	***	0 / 0%	0 / 0%	0 / 0%	0 / 0%	0 / 0%	0 / 0%	0 / 0%
-TC	0	0 / 0%	0 / 0%	0 / 0%	0 / 0%	0 / 0%	0 / 0%	0 / 0%
-I	\$60	0 / 0%	0 / 0%	0 / 0%	0 / 0%	0 / 0%	0 / 0%	0 / 0%
	<b>\$469,271</b>	<b>\$521 / 0.11%</b>	<b>0 / 0%</b>	<b>0 / 0%</b>	<b>0 / 0%</b>	<b>\$521 / 0.11%</b>	<b>0 / 0%</b>	<b>0 / 0%</b>

479 - STATE OFFICE OF RISK MANAGEMENT - COMMODITY PURCHASING UNADJUSTED GOAL IS 21.1%

T	\$521,311	0 / 0%	0 / 0%	0 / 0%	0 / 0%	0 / 0%	0 / 0%	0 / 0%
N	0	0 / 0%	0 / 0%	0 / 0%	0 / 0%	0 / 0%	0 / 0%	0 / 0%
S	***	0 / 0%	0 / 0%	0 / 0%	0 / 0%	0 / 0%	0 / 0%	0 / 0%
-TC	0	0 / 0%	0 / 0%	0 / 0%	0 / 0%	0 / 0%	0 / 0%	0 / 0%
-I	0	0 / 0%	0 / 0%	0 / 0%	0 / 0%	0 / 0%	0 / 0%	0 / 0%
	<b>\$521,311</b>	<b>0 / 0%</b>	<b>0 / 0%</b>	<b>0 / 0%</b>	<b>0 / 0%</b>	<b>0 / 0%</b>	<b>0 / 0%</b>	<b>0 / 0%</b>

\*\*\* DOLLARS REPORTED BUT NOT SHOWN IN THESE COLUMNS. T=TREASURY, N=NON-TREASURY, S=SUBCONTRACTOR FUNDS & PROCUREMENT CARD HUB PURCHASES, TC=TERM CONTRACT, I= INTER GOVERNMENTAL



TEXAS HISTORICALLY UNDERUTILIZED BUSINESS (HUB) SEMI-ANNUAL REPORT RECEIVED FOR FISCAL YEAR 2023

SECTION VII - STATE AGENCY EXPENDITURE DATA

FUND TYPE	TOTAL EXPENDITURE	TOTAL SPENT WITH HUBS AMOUNT / %	BLACK AMOUNT / %	HISPANIC AMOUNT / %	WOMAN AMOUNT / %	ASIAN PACIFIC AMOUNT / %	NATIVE AMERICAN AMOUNT / %	SERVICE-DISABLED VETERAN AMOUNT / %
<b>479 - STATE OFFICE OF RISK MANAGEMENT - Statewide Grand Total Expenditures</b>								
T	\$1,011,205	\$21,084 / 2.09%	\$20,563 / 2.03%	0 / 0%	0 / 0%	\$521 / 0.05%	0 / 0%	0 / 0%
N	0	0 / 0%	0 / 0%	0 / 0%	0 / 0%	0 / 0%	0 / 0%	0 / 0%
S	***	0 / 0%	0 / 0%	0 / 0%	0 / 0%	0 / 0%	0 / 0%	0 / 0%
-TC	0	0 / 0%	0 / 0%	0 / 0%	0 / 0%	0 / 0%	0 / 0%	0 / 0%
-I	\$60	0 / 0%	0 / 0%	0 / 0%	0 / 0%	0 / 0%	0 / 0%	0 / 0%
	<b>\$1,011,145</b>	<b>\$21,084 / 2.09%</b>	<b>\$20,563 / 2.03%</b>	<b>0 / 0%</b>	<b>0 / 0%</b>	<b>\$521 / 0.05%</b>	<b>0 / 0%</b>	<b>0 / 0%</b>

\*\*\* DOLLARS REPORTED BUT NOT SHOWN IN THESE COLUMNS. T=TREASURY, N=NON-TREASURY, S=SUBCONTRACTOR FUNDS & PROCUREMENT CARD HUB PURCHASES, TC=TERM CONTRACT, I= INTER GOVERNMENTAL





TEXAS HISTORICALLY UNDERUTILIZED BUSINESS (HUB) SEMI-ANNUAL REPORT RECEIVED FOR FISCAL YEAR 2023

SECTION VII - STATE AGENCY EXPENDITURE DATA

FUND TYPE	TOTAL EXPENDITURE	TOTAL SPENT WITH HUBS AMOUNT / %	BLACK AMOUNT / %	HISPANIC AMOUNT / %	WOMAN AMOUNT / %	ASIAN PACIFIC AMOUNT / %	NATIVE AMERICAN AMOUNT / %	SERVICE-DISABLED VETERAN AMOUNT / %
-----------	-------------------	----------------------------------	------------------	---------------------	------------------	--------------------------	----------------------------	-------------------------------------

481 - BOARD OF PROFESSIONAL GEOSCIENTISTS - HEAVY CONSTRUCTION UNADJUSTED GOAL IS 11.2%

T	0	0 / 0%	0 / 0%	0 / 0%	0 / 0%	0 / 0%	0 / 0%	0 / 0%
N	0	0 / 0%	0 / 0%	0 / 0%	0 / 0%	0 / 0%	0 / 0%	0 / 0%
S	***	0 / 0%	0 / 0%	0 / 0%	0 / 0%	0 / 0%	0 / 0%	0 / 0%
-TC	0	0 / 0%	0 / 0%	0 / 0%	0 / 0%	0 / 0%	0 / 0%	0 / 0%
-I	0	0 / 0%	0 / 0%	0 / 0%	0 / 0%	0 / 0%	0 / 0%	0 / 0%
	<b>0</b>	<b>0 / 0%</b>	<b>0 / 0%</b>	<b>0 / 0%</b>	<b>0 / 0%</b>	<b>0 / 0%</b>	<b>0 / 0%</b>	<b>0 / 0%</b>

481 - BOARD OF PROFESSIONAL GEOSCIENTISTS - BUILDING CONSTRUCTION UNADJUSTED GOAL IS 21.1%

T	0	0 / 0%	0 / 0%	0 / 0%	0 / 0%	0 / 0%	0 / 0%	0 / 0%
N	0	0 / 0%	0 / 0%	0 / 0%	0 / 0%	0 / 0%	0 / 0%	0 / 0%
S	***	0 / 0%	0 / 0%	0 / 0%	0 / 0%	0 / 0%	0 / 0%	0 / 0%
-TC	0	0 / 0%	0 / 0%	0 / 0%	0 / 0%	0 / 0%	0 / 0%	0 / 0%
-I	0	0 / 0%	0 / 0%	0 / 0%	0 / 0%	0 / 0%	0 / 0%	0 / 0%
	<b>0</b>	<b>0 / 0%</b>	<b>0 / 0%</b>	<b>0 / 0%</b>	<b>0 / 0%</b>	<b>0 / 0%</b>	<b>0 / 0%</b>	<b>0 / 0%</b>

481 - BOARD OF PROFESSIONAL GEOSCIENTISTS - SPECIAL TRADE UNADJUSTED GOAL IS 32.9%

T	0	0 / 0%	0 / 0%	0 / 0%	0 / 0%	0 / 0%	0 / 0%	0 / 0%
N	0	0 / 0%	0 / 0%	0 / 0%	0 / 0%	0 / 0%	0 / 0%	0 / 0%
S	***	0 / 0%	0 / 0%	0 / 0%	0 / 0%	0 / 0%	0 / 0%	0 / 0%
-TC	0	0 / 0%	0 / 0%	0 / 0%	0 / 0%	0 / 0%	0 / 0%	0 / 0%
-I	0	0 / 0%	0 / 0%	0 / 0%	0 / 0%	0 / 0%	0 / 0%	0 / 0%
	<b>0</b>	<b>0 / 0%</b>	<b>0 / 0%</b>	<b>0 / 0%</b>	<b>0 / 0%</b>	<b>0 / 0%</b>	<b>0 / 0%</b>	<b>0 / 0%</b>

\*\*\* DOLLARS REPORTED BUT NOT SHOWN IN THESE COLUMNS. T=TREASURY, N=NON-TREASURY, S=SUBCONTRACTOR FUNDS & PROCUREMENT CARD HUB PURCHASES, TC=TERM CONTRACT, I= INTER GOVERNMENTAL



TEXAS HISTORICALLY UNDERUTILIZED BUSINESS (HUB) SEMI-ANNUAL REPORT RECEIVED FOR FISCAL YEAR 2023

SECTION VII - STATE AGENCY EXPENDITURE DATA

FUND TYPE	TOTAL EXPENDITURE	TOTAL SPENT WITH HUBS AMOUNT / %	BLACK AMOUNT / %	HISPANIC AMOUNT / %	WOMAN AMOUNT / %	ASIAN PACIFIC AMOUNT / %	NATIVE AMERICAN AMOUNT / %	SERVICE-DISABLED VETERAN AMOUNT / %
-----------	-------------------	----------------------------------	------------------	---------------------	------------------	--------------------------	----------------------------	-------------------------------------

481 - BOARD OF PROFESSIONAL GEOSCIENTISTS - PROFESSIONAL SERVICES UNADJUSTED GOAL IS 23.7%

T	\$3,920	\$3,920 / 100.00%	0 / 0%	0 / 0%	\$3,920 / 100.00%	0 / 0%	0 / 0%	0 / 0%
N	0	0 / 0%	0 / 0%	0 / 0%	0 / 0%	0 / 0%	0 / 0%	0 / 0%
S	***	0 / 0%	0 / 0%	0 / 0%	0 / 0%	0 / 0%	0 / 0%	0 / 0%
-TC	0	0 / 0%	0 / 0%	0 / 0%	0 / 0%	0 / 0%	0 / 0%	0 / 0%
-I	0	0 / 0%	0 / 0%	0 / 0%	0 / 0%	0 / 0%	0 / 0%	0 / 0%
	<b>\$3,920</b>	<b>\$3,920 / 100.00%</b>	<b>0 / 0%</b>	<b>0 / 0%</b>	<b>\$3,920 / 100.00%</b>	<b>0 / 0%</b>	<b>0 / 0%</b>	<b>0 / 0%</b>

481 - BOARD OF PROFESSIONAL GEOSCIENTISTS - OTHER SERVICES UNADJUSTED GOAL IS 26%

T	\$2,989	0 / 0%	0 / 0%	0 / 0%	0 / 0%	0 / 0%	0 / 0%	0 / 0%
N	0	0 / 0%	0 / 0%	0 / 0%	0 / 0%	0 / 0%	0 / 0%	0 / 0%
S	***	0 / 0%	0 / 0%	0 / 0%	0 / 0%	0 / 0%	0 / 0%	0 / 0%
-TC	\$1,709	0 / 0%	0 / 0%	0 / 0%	0 / 0%	0 / 0%	0 / 0%	0 / 0%
-I	0	0 / 0%	0 / 0%	0 / 0%	0 / 0%	0 / 0%	0 / 0%	0 / 0%
	<b>\$1,280</b>	<b>0 / 0%</b>	<b>0 / 0%</b>	<b>0 / 0%</b>	<b>0 / 0%</b>	<b>0 / 0%</b>	<b>0 / 0%</b>	<b>0 / 0%</b>

481 - BOARD OF PROFESSIONAL GEOSCIENTISTS - COMMODITY PURCHASING UNADJUSTED GOAL IS 21.1%

T	\$20,089	\$18,604 / 92.61%	0 / 0%	0 / 0%	\$973 / 4.85%	\$17,631 / 87.76%	0 / 0%	0 / 0%
N	0	0 / 0%	0 / 0%	0 / 0%	0 / 0%	0 / 0%	0 / 0%	0 / 0%
S	***	0 / 0%	0 / 0%	0 / 0%	0 / 0%	0 / 0%	0 / 0%	0 / 0%
-TC	0	0 / 0%	0 / 0%	0 / 0%	0 / 0%	0 / 0%	0 / 0%	0 / 0%
-I	0	0 / 0%	0 / 0%	0 / 0%	0 / 0%	0 / 0%	0 / 0%	0 / 0%
	<b>\$20,089</b>	<b>\$18,604 / 92.61%</b>	<b>0 / 0%</b>	<b>0 / 0%</b>	<b>\$973 / 4.85%</b>	<b>\$17,631 / 87.76%</b>	<b>0 / 0%</b>	<b>0 / 0%</b>

\*\*\* DOLLARS REPORTED BUT NOT SHOWN IN THESE COLUMNS. T=TREASURY, N=NON-TREASURY, S=SUBCONTRACTOR FUNDS & PROCUREMENT CARD HUB PURCHASES, TC=TERM CONTRACT, I= INTER GOVERNMENTAL



TEXAS HISTORICALLY UNDERUTILIZED BUSINESS (HUB) SEMI-ANNUAL REPORT RECEIVED FOR FISCAL YEAR 2023

SECTION VII - STATE AGENCY EXPENDITURE DATA

FUND TYPE	TOTAL EXPENDITURE	TOTAL SPENT WITH HUBS AMOUNT / %	BLACK AMOUNT / %	HISPANIC AMOUNT / %	WOMAN AMOUNT / %	ASIAN PACIFIC AMOUNT / %	NATIVE AMERICAN AMOUNT / %	SERVICE-DISABLED VETERAN AMOUNT / %
<b>481 - BOARD OF PROFESSIONAL GEOSCIENTISTS - Statewide Grand Total Expenditures</b>								
T	\$26,997	\$22,524 / 83.43%	0 / 0%	0 / 0%	\$4,893 / 18.13%	\$17,631 / 65.31%	0 / 0%	0 / 0%
N	0	0 / 0%	0 / 0%	0 / 0%	0 / 0%	0 / 0%	0 / 0%	0 / 0%
S	***	0 / 0%	0 / 0%	0 / 0%	0 / 0%	0 / 0%	0 / 0%	0 / 0%
-TC	\$1,709	0 / 0%	0 / 0%	0 / 0%	0 / 0%	0 / 0%	0 / 0%	0 / 0%
-I	0	0 / 0%	0 / 0%	0 / 0%	0 / 0%	0 / 0%	0 / 0%	0 / 0%
	<b>\$25,288</b>	<b>\$22,524 / 83.43%</b>	<b>0 / 0%</b>	<b>0 / 0%</b>	<b>\$4,893 / 18.13%</b>	<b>\$17,631 / 65.31%</b>	<b>0 / 0%</b>	<b>0 / 0%</b>

\*\*\* DOLLARS REPORTED BUT NOT SHOWN IN THESE COLUMNS. T=TREASURY, N=NON-TREASURY, S=SUBCONTRACTOR FUNDS & PROCUREMENT CARD HUB PURCHASES, TC=TERM CONTRACT, I= INTER GOVERNMENTAL



TEXAS HISTORICALLY UNDERUTILIZED BUSINESS (HUB) SEMI-ANNUAL REPORT RECEIVED FOR FISCAL YEAR 2023

SECTION VII - STATE AGENCY EXPENDITURE DATA

FUND TYPE	TOTAL EXPENDITURE	TOTAL SPENT WITH HUBS AMOUNT / %	BLACK AMOUNT / %	HISPANIC AMOUNT / %	WOMAN AMOUNT / %	ASIAN PACIFIC AMOUNT / %	NATIVE AMERICAN AMOUNT / %	SERVICE-DISABLED VETERAN AMOUNT / %
-----------	-------------------	----------------------------------	------------------	---------------------	------------------	--------------------------	----------------------------	-------------------------------------

503 - TEXAS MEDICAL BOARD - HEAVY CONSTRUCTION UNADJUSTED GOAL IS 11.2%

T	0	0 / 0%	0 / 0%	0 / 0%	0 / 0%	0 / 0%	0 / 0%	0 / 0%
N	0	0 / 0%	0 / 0%	0 / 0%	0 / 0%	0 / 0%	0 / 0%	0 / 0%
S	***	0 / 0%	0 / 0%	0 / 0%	0 / 0%	0 / 0%	0 / 0%	0 / 0%
-TC	0	0 / 0%	0 / 0%	0 / 0%	0 / 0%	0 / 0%	0 / 0%	0 / 0%
-I	0	0 / 0%	0 / 0%	0 / 0%	0 / 0%	0 / 0%	0 / 0%	0 / 0%
	<b>0</b>	<b>0 / 0%</b>	<b>0 / 0%</b>	<b>0 / 0%</b>	<b>0 / 0%</b>	<b>0 / 0%</b>	<b>0 / 0%</b>	<b>0 / 0%</b>

503 - TEXAS MEDICAL BOARD - BUILDING CONSTRUCTION UNADJUSTED GOAL IS 21.1%

T	0	0 / 0%	0 / 0%	0 / 0%	0 / 0%	0 / 0%	0 / 0%	0 / 0%
N	0	0 / 0%	0 / 0%	0 / 0%	0 / 0%	0 / 0%	0 / 0%	0 / 0%
S	***	0 / 0%	0 / 0%	0 / 0%	0 / 0%	0 / 0%	0 / 0%	0 / 0%
-TC	0	0 / 0%	0 / 0%	0 / 0%	0 / 0%	0 / 0%	0 / 0%	0 / 0%
-I	0	0 / 0%	0 / 0%	0 / 0%	0 / 0%	0 / 0%	0 / 0%	0 / 0%
	<b>0</b>	<b>0 / 0%</b>	<b>0 / 0%</b>	<b>0 / 0%</b>	<b>0 / 0%</b>	<b>0 / 0%</b>	<b>0 / 0%</b>	<b>0 / 0%</b>

503 - TEXAS MEDICAL BOARD - SPECIAL TRADE UNADJUSTED GOAL IS 32.9%

T	0	0 / 0%	0 / 0%	0 / 0%	0 / 0%	0 / 0%	0 / 0%	0 / 0%
N	0	0 / 0%	0 / 0%	0 / 0%	0 / 0%	0 / 0%	0 / 0%	0 / 0%
S	***	0 / 0%	0 / 0%	0 / 0%	0 / 0%	0 / 0%	0 / 0%	0 / 0%
-TC	0	0 / 0%	0 / 0%	0 / 0%	0 / 0%	0 / 0%	0 / 0%	0 / 0%
-I	0	0 / 0%	0 / 0%	0 / 0%	0 / 0%	0 / 0%	0 / 0%	0 / 0%
	<b>0</b>	<b>0 / 0%</b>	<b>0 / 0%</b>	<b>0 / 0%</b>	<b>0 / 0%</b>	<b>0 / 0%</b>	<b>0 / 0%</b>	<b>0 / 0%</b>

\*\*\* DOLLARS REPORTED BUT NOT SHOWN IN THESE COLUMNS. T=TREASURY, N=NON-TREASURY, S=SUBCONTRACTOR FUNDS & PROCUREMENT CARD HUB PURCHASES, TC=TERM CONTRACT, I= INTER GOVERNMENT



TEXAS HISTORICALLY UNDERUTILIZED BUSINESS (HUB) SEMI-ANNUAL REPORT RECEIVED FOR FISCAL YEAR 2023

SECTION VII - STATE AGENCY EXPENDITURE DATA

FUND TYPE	TOTAL EXPENDITURE	TOTAL SPENT WITH HUBS AMOUNT / %	BLACK AMOUNT / %	HISPANIC AMOUNT / %	WOMAN AMOUNT / %	ASIAN PACIFIC AMOUNT / %	NATIVE AMERICAN AMOUNT / %	SERVICE-DISABLED VETERAN AMOUNT / %
-----------	-------------------	----------------------------------	------------------	---------------------	------------------	--------------------------	----------------------------	-------------------------------------

503 - TEXAS MEDICAL BOARD - PROFESSIONAL SERVICES UNADJUSTED GOAL IS 23.7%

T	0	0 / 0%	0 / 0%	0 / 0%	0 / 0%	0 / 0%	0 / 0%	0 / 0%
N	0	0 / 0%	0 / 0%	0 / 0%	0 / 0%	0 / 0%	0 / 0%	0 / 0%
S	***	0 / 0%	0 / 0%	0 / 0%	0 / 0%	0 / 0%	0 / 0%	0 / 0%
-TC	0	0 / 0%	0 / 0%	0 / 0%	0 / 0%	0 / 0%	0 / 0%	0 / 0%
-I	0	0 / 0%	0 / 0%	0 / 0%	0 / 0%	0 / 0%	0 / 0%	0 / 0%
	<b>0</b>	<b>0 / 0%</b>	<b>0 / 0%</b>	<b>0 / 0%</b>	<b>0 / 0%</b>	<b>0 / 0%</b>	<b>0 / 0%</b>	<b>0 / 0%</b>

503 - TEXAS MEDICAL BOARD - OTHER SERVICES UNADJUSTED GOAL IS 26%

T	\$861,353	\$42,356 / 4.92%	-\$1,920 / -0.22%	0 / 0%	0 / 0%	\$17,248 / 2.00%	\$27,029 / 3.14%	0 / 0%
N	0	0 / 0%	0 / 0%	0 / 0%	0 / 0%	0 / 0%	0 / 0%	0 / 0%
S	***	0 / 0%	0 / 0%	0 / 0%	0 / 0%	0 / 0%	0 / 0%	0 / 0%
-TC	\$2,630	0 / 0%	0 / 0%	0 / 0%	0 / 0%	0 / 0%	0 / 0%	0 / 0%
-I	0	0 / 0%	0 / 0%	0 / 0%	0 / 0%	0 / 0%	0 / 0%	0 / 0%
	<b>\$858,723</b>	<b>\$42,356 / 4.92%</b>	<b>-\$1,920 / -0.22%</b>	<b>0 / 0%</b>	<b>0 / 0%</b>	<b>\$17,248 / 2.00%</b>	<b>\$27,029 / 3.14%</b>	<b>0 / 0%</b>

503 - TEXAS MEDICAL BOARD - COMMODITY PURCHASING UNADJUSTED GOAL IS 21.1%

T	\$933,200	\$632,541 / 67.78%	\$32,824 / 3.52%	0 / 0%	\$415,620 / 44.54%	\$184,097 / 19.73%	0 / 0%	0 / 0%
N	0	0 / 0%	0 / 0%	0 / 0%	0 / 0%	0 / 0%	0 / 0%	0 / 0%
S	***	0 / 0%	0 / 0%	0 / 0%	0 / 0%	0 / 0%	0 / 0%	0 / 0%
-TC	0	0 / 0%	0 / 0%	0 / 0%	0 / 0%	0 / 0%	0 / 0%	0 / 0%
-I	0	0 / 0%	0 / 0%	0 / 0%	0 / 0%	0 / 0%	0 / 0%	0 / 0%
	<b>\$933,200</b>	<b>\$632,541 / 67.78%</b>	<b>\$32,824 / 3.52%</b>	<b>0 / 0%</b>	<b>\$415,620 / 44.54%</b>	<b>\$184,097 / 19.73%</b>	<b>0 / 0%</b>	<b>0 / 0%</b>

\*\*\* DOLLARS REPORTED BUT NOT SHOWN IN THESE COLUMNS. T=TREASURY, N=NON-TREASURY, S=SUBCONTRACTOR FUNDS & PROCUREMENT CARD HUB PURCHASES, TC=TERM CONTRACT, I= INTER GOVERNMENT



TEXAS HISTORICALLY UNDERUTILIZED BUSINESS (HUB) SEMI-ANNUAL REPORT RECEIVED FOR FISCAL YEAR 2023

SECTION VII - STATE AGENCY EXPENDITURE DATA

FUND TYPE	TOTAL EXPENDITURE	TOTAL SPENT WITH HUBS AMOUNT / %	BLACK AMOUNT / %	HISPANIC AMOUNT / %	WOMAN AMOUNT / %	ASIAN PACIFIC AMOUNT / %	NATIVE AMERICAN AMOUNT / %	SERVICE-DISABLED VETERAN AMOUNT / %
<b>503 - TEXAS MEDICAL BOARD - Statewide Grand Total Expenditures</b>								
T	\$1,794,553	\$674,897 / 37.61%	\$30,904 / 1.72%	0 / 0%	\$415,620 / 23.16%	\$201,344 / 11.22%	\$27,029 / 1.51%	0 / 0%
N	0	0 / 0%	0 / 0%	0 / 0%	0 / 0%	0 / 0%	0 / 0%	0 / 0%
S	***	0 / 0%	0 / 0%	0 / 0%	0 / 0%	0 / 0%	0 / 0%	0 / 0%
-TC	\$2,630	0 / 0%	0 / 0%	0 / 0%	0 / 0%	0 / 0%	0 / 0%	0 / 0%
-I	0	0 / 0%	0 / 0%	0 / 0%	0 / 0%	0 / 0%	0 / 0%	0 / 0%
	<b>\$1,791,923</b>	<b>\$674,897 / 37.61%</b>	<b>\$30,904 / 1.72%</b>	<b>0 / 0%</b>	<b>\$415,620 / 23.16%</b>	<b>\$201,344 / 11.22%</b>	<b>\$27,029 / 1.51%</b>	<b>0 / 0%</b>

\*\*\* DOLLARS REPORTED BUT NOT SHOWN IN THESE COLUMNS. T=TREASURY, N=NON-TREASURY, S=SUBCONTRACTOR FUNDS & PROCUREMENT CARD HUB PURCHASES, TC=TERM CONTRACT, I= INTER GOVERNMENTAL



TEXAS HISTORICALLY UNDERUTILIZED BUSINESS (HUB) SEMI-ANNUAL REPORT RECEIVED FOR FISCAL YEAR 2023

SECTION VII - STATE AGENCY EXPENDITURE DATA

FUND TYPE	TOTAL EXPENDITURE	TOTAL SPENT WITH HUBS AMOUNT / %	BLACK AMOUNT / %	HISPANIC AMOUNT / %	WOMAN AMOUNT / %	ASIAN PACIFIC AMOUNT / %	NATIVE AMERICAN AMOUNT / %	SERVICE-DISABLED VETERAN AMOUNT / %
-----------	-------------------	----------------------------------	------------------	---------------------	------------------	--------------------------	----------------------------	-------------------------------------

504 - TX STATE BOARD OF DENTAL EXAMINERS - HEAVY CONSTRUCTION UNADJUSTED GOAL IS 11.2%

T	0	0 / 0%	0 / 0%	0 / 0%	0 / 0%	0 / 0%	0 / 0%	0 / 0%
N	0	0 / 0%	0 / 0%	0 / 0%	0 / 0%	0 / 0%	0 / 0%	0 / 0%
S	***	0 / 0%	0 / 0%	0 / 0%	0 / 0%	0 / 0%	0 / 0%	0 / 0%
-TC	0	0 / 0%	0 / 0%	0 / 0%	0 / 0%	0 / 0%	0 / 0%	0 / 0%
-I	0	0 / 0%	0 / 0%	0 / 0%	0 / 0%	0 / 0%	0 / 0%	0 / 0%
	<b>0</b>	<b>0 / 0%</b>	<b>0 / 0%</b>	<b>0 / 0%</b>	<b>0 / 0%</b>	<b>0 / 0%</b>	<b>0 / 0%</b>	<b>0 / 0%</b>

504 - TX STATE BOARD OF DENTAL EXAMINERS - BUILDING CONSTRUCTION UNADJUSTED GOAL IS 21.1%

T	0	0 / 0%	0 / 0%	0 / 0%	0 / 0%	0 / 0%	0 / 0%	0 / 0%
N	0	0 / 0%	0 / 0%	0 / 0%	0 / 0%	0 / 0%	0 / 0%	0 / 0%
S	***	0 / 0%	0 / 0%	0 / 0%	0 / 0%	0 / 0%	0 / 0%	0 / 0%
-TC	0	0 / 0%	0 / 0%	0 / 0%	0 / 0%	0 / 0%	0 / 0%	0 / 0%
-I	0	0 / 0%	0 / 0%	0 / 0%	0 / 0%	0 / 0%	0 / 0%	0 / 0%
	<b>0</b>	<b>0 / 0%</b>	<b>0 / 0%</b>	<b>0 / 0%</b>	<b>0 / 0%</b>	<b>0 / 0%</b>	<b>0 / 0%</b>	<b>0 / 0%</b>

504 - TX STATE BOARD OF DENTAL EXAMINERS - SPECIAL TRADE UNADJUSTED GOAL IS 32.9%

T	0	0 / 0%	0 / 0%	0 / 0%	0 / 0%	0 / 0%	0 / 0%	0 / 0%
N	0	0 / 0%	0 / 0%	0 / 0%	0 / 0%	0 / 0%	0 / 0%	0 / 0%
S	***	0 / 0%	0 / 0%	0 / 0%	0 / 0%	0 / 0%	0 / 0%	0 / 0%
-TC	0	0 / 0%	0 / 0%	0 / 0%	0 / 0%	0 / 0%	0 / 0%	0 / 0%
-I	0	0 / 0%	0 / 0%	0 / 0%	0 / 0%	0 / 0%	0 / 0%	0 / 0%
	<b>0</b>	<b>0 / 0%</b>	<b>0 / 0%</b>	<b>0 / 0%</b>	<b>0 / 0%</b>	<b>0 / 0%</b>	<b>0 / 0%</b>	<b>0 / 0%</b>

\*\*\* DOLLARS REPORTED BUT NOT SHOWN IN THESE COLUMNS. T=TREASURY, N=NON-TREASURY, S=SUBCONTRACTOR FUNDS & PROCUREMENT CARD HUB PURCHASES, TC=TERM CONTRACT, I= INTER GOVERNMENTAL



TEXAS HISTORICALLY UNDERUTILIZED BUSINESS (HUB) SEMI-ANNUAL REPORT RECEIVED FOR FISCAL YEAR 2023

SECTION VII - STATE AGENCY EXPENDITURE DATA

FUND TYPE	TOTAL EXPENDITURE	TOTAL SPENT WITH HUBS AMOUNT / %	BLACK AMOUNT / %	HISPANIC AMOUNT / %	WOMAN AMOUNT / %	ASIAN PACIFIC AMOUNT / %	NATIVE AMERICAN AMOUNT / %	SERVICE-DISABLED VETERAN AMOUNT / %
-----------	-------------------	----------------------------------	------------------	---------------------	------------------	--------------------------	----------------------------	-------------------------------------

504 - TX STATE BOARD OF DENTAL EXAMINERS - PROFESSIONAL SERVICES UNADJUSTED GOAL IS 23.7%

T	0	0 / 0%	0 / 0%	0 / 0%	0 / 0%	0 / 0%	0 / 0%	0 / 0%
N	0	0 / 0%	0 / 0%	0 / 0%	0 / 0%	0 / 0%	0 / 0%	0 / 0%
S	***	0 / 0%	0 / 0%	0 / 0%	0 / 0%	0 / 0%	0 / 0%	0 / 0%
-TC	0	0 / 0%	0 / 0%	0 / 0%	0 / 0%	0 / 0%	0 / 0%	0 / 0%
-I	0	0 / 0%	0 / 0%	0 / 0%	0 / 0%	0 / 0%	0 / 0%	0 / 0%
	<b>0</b>	<b>0 / 0%</b>	<b>0 / 0%</b>	<b>0 / 0%</b>	<b>0 / 0%</b>	<b>0 / 0%</b>	<b>0 / 0%</b>	<b>0 / 0%</b>

504 - TX STATE BOARD OF DENTAL EXAMINERS - OTHER SERVICES UNADJUSTED GOAL IS 26%

T	\$180,647	\$12,552 / 6.95%	\$134 / 0.07%	0 / 0%	\$7,418 / 4.11%	\$5,000 / 2.77%	0 / 0%	0 / 0%
N	0	0 / 0%	0 / 0%	0 / 0%	0 / 0%	0 / 0%	0 / 0%	0 / 0%
S	***	0 / 0%	0 / 0%	0 / 0%	0 / 0%	0 / 0%	0 / 0%	0 / 0%
-TC	\$1,843	0 / 0%	0 / 0%	0 / 0%	0 / 0%	0 / 0%	0 / 0%	0 / 0%
-I	0	0 / 0%	0 / 0%	0 / 0%	0 / 0%	0 / 0%	0 / 0%	0 / 0%
	<b>\$178,804</b>	<b>\$12,552 / 6.95%</b>	<b>\$134 / 0.07%</b>	<b>0 / 0%</b>	<b>\$7,418 / 4.11%</b>	<b>\$5,000 / 2.77%</b>	<b>0 / 0%</b>	<b>0 / 0%</b>

504 - TX STATE BOARD OF DENTAL EXAMINERS - COMMODITY PURCHASING UNADJUSTED GOAL IS 21.1%

T	\$37,396	\$18,646 / 49.86%	\$1,741 / 4.66%	\$14,346 / 38.36%	\$1,037 / 2.77%	\$1,522 / 4.07%	0 / 0%	0 / 0%
N	0	0 / 0%	0 / 0%	0 / 0%	0 / 0%	0 / 0%	0 / 0%	0 / 0%
S	***	0 / 0%	0 / 0%	0 / 0%	0 / 0%	0 / 0%	0 / 0%	0 / 0%
-TC	0	0 / 0%	0 / 0%	0 / 0%	0 / 0%	0 / 0%	0 / 0%	0 / 0%
-I	0	0 / 0%	0 / 0%	0 / 0%	0 / 0%	0 / 0%	0 / 0%	0 / 0%
	<b>\$37,396</b>	<b>\$18,646 / 49.86%</b>	<b>\$1,741 / 4.66%</b>	<b>\$14,346 / 38.36%</b>	<b>\$1,037 / 2.77%</b>	<b>\$1,522 / 4.07%</b>	<b>0 / 0%</b>	<b>0 / 0%</b>

\*\*\* DOLLARS REPORTED BUT NOT SHOWN IN THESE COLUMNS. T=TREASURY, N=NON-TREASURY, S=SUBCONTRACTOR FUNDS & PROCUREMENT CARD HUB PURCHASES, TC=TERM CONTRACT, I= INTER GOVERNMENTAL





TEXAS HISTORICALLY UNDERUTILIZED BUSINESS (HUB) SEMI-ANNUAL REPORT RECEIVED FOR FISCAL YEAR 2023

SECTION VII - STATE AGENCY EXPENDITURE DATA

FUND TYPE	TOTAL EXPENDITURE	TOTAL SPENT WITH HUBS AMOUNT / %	BLACK AMOUNT / %	HISPANIC AMOUNT / %	WOMAN AMOUNT / %	ASIAN PACIFIC AMOUNT / %	NATIVE AMERICAN AMOUNT / %	SERVICE-DISABLED VETERAN AMOUNT / %
<b>504 - TX STATE BOARD OF DENTAL EXAMINERS - Statewide Grand Total Expenditures</b>								
T	\$218,044	\$31,198 / 14.31%	\$1,875 / 0.86%	\$14,346 / 6.58%	\$8,455 / 3.88%	\$6,522 / 2.99%	0 / 0%	0 / 0%
N	0	0 / 0%	0 / 0%	0 / 0%	0 / 0%	0 / 0%	0 / 0%	0 / 0%
S	***	0 / 0%	0 / 0%	0 / 0%	0 / 0%	0 / 0%	0 / 0%	0 / 0%
-TC	\$1,843	0 / 0%	0 / 0%	0 / 0%	0 / 0%	0 / 0%	0 / 0%	0 / 0%
-I	0	0 / 0%	0 / 0%	0 / 0%	0 / 0%	0 / 0%	0 / 0%	0 / 0%
	<b>\$216,200</b>	<b>\$31,198 / 14.31%</b>	<b>\$1,875 / 0.86%</b>	<b>\$14,346 / 6.58%</b>	<b>\$8,455 / 3.88%</b>	<b>\$6,522 / 2.99%</b>	<b>0 / 0%</b>	<b>0 / 0%</b>

\*\*\* DOLLARS REPORTED BUT NOT SHOWN IN THESE COLUMNS. T=TREASURY, N=NON-TREASURY, S=SUBCONTRACTOR FUNDS & PROCUREMENT CARD HUB PURCHASES, TC=TERM CONTRACT, I= INTER GOVERNMENTAL



TEXAS HISTORICALLY UNDERUTILIZED BUSINESS (HUB) SEMI-ANNUAL REPORT RECEIVED FOR FISCAL YEAR 2023

SECTION VII - STATE AGENCY EXPENDITURE DATA

FUND TYPE	TOTAL EXPENDITURE	TOTAL SPENT WITH HUBS AMOUNT / %	BLACK AMOUNT / %	HISPANIC AMOUNT / %	WOMAN AMOUNT / %	ASIAN PACIFIC AMOUNT / %	NATIVE AMERICAN AMOUNT / %	SERVICE-DISABLED VETERAN AMOUNT / %
-----------	-------------------	----------------------------------	------------------	---------------------	------------------	--------------------------	----------------------------	-------------------------------------

506 - UT MD ANDERSON CANCER CENTER - HEAVY CONSTRUCTION UNADJUSTED GOAL IS 11.2%

T	0	0 / 0%	0 / 0%	0 / 0%	0 / 0%	0 / 0%	0 / 0%	0 / 0%
N	0	0 / 0%	0 / 0%	0 / 0%	0 / 0%	0 / 0%	0 / 0%	0 / 0%
S	***	0 / 0%	0 / 0%	0 / 0%	0 / 0%	0 / 0%	0 / 0%	0 / 0%
-TC	0	0 / 0%	0 / 0%	0 / 0%	0 / 0%	0 / 0%	0 / 0%	0 / 0%
-I	0	0 / 0%	0 / 0%	0 / 0%	0 / 0%	0 / 0%	0 / 0%	0 / 0%
	<b>0</b>	<b>0 / 0%</b>	<b>0 / 0%</b>	<b>0 / 0%</b>	<b>0 / 0%</b>	<b>0 / 0%</b>	<b>0 / 0%</b>	<b>0 / 0%</b>

506 - UT MD ANDERSON CANCER CENTER - BUILDING CONSTRUCTION UNADJUSTED GOAL IS 21.1%

T	0	0 / 0%	0 / 0%	0 / 0%	0 / 0%	0 / 0%	0 / 0%	0 / 0%
N	\$26,978,590	\$341,273 / 1.26%	\$338,807 / 1.26%	0 / 0%	0 / 0%	\$2,467 / 0.01%	0 / 0%	0 / 0%
S	***	\$3,210,854 / 11.90%	0 / 0%	\$1,367,544 / 5.07%	\$336,164 / 1.25%	\$1,507,146 / 5.59%	0 / 0%	0 / 0%
-TC	0	0 / 0%	0 / 0%	0 / 0%	0 / 0%	0 / 0%	0 / 0%	0 / 0%
-I	0	0 / 0%	0 / 0%	0 / 0%	0 / 0%	0 / 0%	0 / 0%	0 / 0%
	<b>\$26,978,590</b>	<b>\$3,552,127 / 13.17%</b>	<b>\$338,807 / 1.26%</b>	<b>\$1,367,544 / 5.07%</b>	<b>\$336,164 / 1.25%</b>	<b>\$1,509,613 / 5.60%</b>	<b>0 / 0%</b>	<b>0 / 0%</b>

506 - UT MD ANDERSON CANCER CENTER - SPECIAL TRADE UNADJUSTED GOAL IS 32.9%

T	0	0 / 0%	0 / 0%	0 / 0%	0 / 0%	0 / 0%	0 / 0%	0 / 0%
N	\$8,812,177	\$351,945 / 3.99%	\$169,950 / 1.93%	\$11,148 / 0.13%	\$111,037 / 1.26%	\$59,810 / 0.68%	0 / 0%	0 / 0%
S	***	\$541,804 / 7.45%	\$76,550 / 1.05%	\$105,438 / 1.45%	\$139,212 / 1.91%	\$220,603 / 3.03%	0 / 0%	0 / 0%
-TC	0	0 / 0%	0 / 0%	0 / 0%	0 / 0%	0 / 0%	0 / 0%	0 / 0%
-I	0	0 / 0%	0 / 0%	0 / 0%	0 / 0%	0 / 0%	0 / 0%	0 / 0%
	<b>\$8,812,177</b>	<b>\$893,749 / 11.45%</b>	<b>\$246,500 / 2.98%</b>	<b>\$116,586 / 1.58%</b>	<b>\$250,250 / 3.17%</b>	<b>\$280,413 / 3.71%</b>	<b>0 / 0%</b>	<b>0 / 0%</b>

\*\*\* DOLLARS REPORTED BUT NOT SHOWN IN THESE COLUMNS. T=TREASURY, N=NON-TREASURY, S=SUBCONTRACTOR FUNDS & PROCUREMENT CARD HUB PURCHASES, TC=TERM CONTRACT, I= INTER GOVERNMENT



TEXAS HISTORICALLY UNDERUTILIZED BUSINESS (HUB) SEMI-ANNUAL REPORT RECEIVED FOR FISCAL YEAR 2023

SECTION VII - STATE AGENCY EXPENDITURE DATA

FUND TYPE	TOTAL EXPENDITURE	TOTAL SPENT WITH HUBS AMOUNT / %	BLACK AMOUNT / %	HISPANIC AMOUNT / %	WOMAN AMOUNT / %	ASIAN PACIFIC AMOUNT / %	NATIVE AMERICAN AMOUNT / %	SERVICE-DISABLED VETERAN AMOUNT / %
<b>506 - UT MD ANDERSON CANCER CENTER - PROFESSIONAL SERVICES UNADJUSTED GOAL IS 23.7%</b>								
T	0	0 / 0%	0 / 0%	0 / 0%	0 / 0%	0 / 0%	0 / 0%	0 / 0%
N	\$16,029,788	\$440,206 / 2.75%	0 / 0%	\$18,191 / 0.11%	\$379 / 0.00%	\$386,970 / 2.41%	0 / 0%	\$34,666 / 0.22%
S	***	\$1,064,585 / 18.81%	0 / 0%	\$163,990 / 2.90%	\$797,454 / 14.09%	\$103,141 / 1.82%	0 / 0%	0 / 0%
-TC	0	0 / 0%	0 / 0%	0 / 0%	0 / 0%	0 / 0%	0 / 0%	0 / 0%
-I	0	0 / 0%	0 / 0%	0 / 0%	0 / 0%	0 / 0%	0 / 0%	0 / 0%
	<b>\$16,029,788</b>	<b>\$1,504,791 / 21.55%</b>	<b>0 / 0%</b>	<b>\$182,181 / 3.01%</b>	<b>\$797,833 / 14.09%</b>	<b>\$490,111 / 4.24%</b>	<b>0 / 0%</b>	<b>\$34,666 / 0.22%</b>

<b>506 - UT MD ANDERSON CANCER CENTER - OTHER SERVICES UNADJUSTED GOAL IS 26%</b>								
T	0	0 / 0%	0 / 0%	0 / 0%	0 / 0%	0 / 0%	0 / 0%	0 / 0%
N	\$200,738,784	\$18,760,086 / 9.35%	\$56,762 / 0.03%	\$12,600,511 / 6.28%	\$1,709,243 / 0.85%	\$4,278,237 / 2.13%	0 / 0%	\$115,334 / 0.06%
S	***	\$258,479 / 0.45%	\$18,195 / 0.03%	\$7,000 / 0.01%	\$188,877 / 0.33%	\$44,407 / 0.08%	0 / 0%	0 / 0%
-TC	0	0 / 0%	0 / 0%	0 / 0%	0 / 0%	0 / 0%	0 / 0%	0 / 0%
-I	0	0 / 0%	0 / 0%	0 / 0%	0 / 0%	0 / 0%	0 / 0%	0 / 0%
	<b>\$200,738,784</b>	<b>\$19,018,565 / 9.80%</b>	<b>\$74,957 / 0.06%</b>	<b>\$12,607,510 / 6.29%</b>	<b>\$1,898,120 / 1.18%</b>	<b>\$4,322,644 / 2.21%</b>	<b>0 / 0%</b>	<b>\$115,334 / 0.06%</b>

<b>506 - UT MD ANDERSON CANCER CENTER - COMMODITY PURCHASING UNADJUSTED GOAL IS 21.1%</b>								
T	0	0 / 0%	0 / 0%	0 / 0%	0 / 0%	0 / 0%	0 / 0%	0 / 0%
N	\$852,670,290	\$24,817,619 / 2.91%	\$6,530,321 / 0.77%	\$10,941,276 / 1.28%	\$2,240,436 / 0.26%	\$2,547,855 / 0.30%	\$954,153 / 0.11%	\$1,603,579 / 0.19%
S	***	\$2,479,406 / 7.63%	\$62,118 / 0.19%	\$378,269 / 1.16%	\$1,678,514 / 5.17%	\$357,821 / 1.10%	0 / 0%	\$2,685 / 0.01%
-TC	0	0 / 0%	0 / 0%	0 / 0%	0 / 0%	0 / 0%	0 / 0%	0 / 0%
-I	0	0 / 0%	0 / 0%	0 / 0%	0 / 0%	0 / 0%	0 / 0%	0 / 0%
	<b>\$852,670,290</b>	<b>\$27,297,025 / 10.54%</b>	<b>\$6,592,438 / 0.96%</b>	<b>\$11,319,544 / 2.45%</b>	<b>\$3,918,950 / 5.43%</b>	<b>\$2,905,676 / 1.40%</b>	<b>\$954,153 / 0.11%</b>	<b>\$1,606,264 / 0.20%</b>

\*\*\* DOLLARS REPORTED BUT NOT SHOWN IN THESE COLUMNS. T=TREASURY, N=NON-TREASURY, S=SUBCONTRACTOR FUNDS & PROCUREMENT CARD HUB PURCHASES, TC=TERM CONTRACT, I= INTER GOVERNMENTAL



TEXAS HISTORICALLY UNDERUTILIZED BUSINESS (HUB) SEMI-ANNUAL REPORT RECEIVED FOR FISCAL YEAR 2023

SECTION VII - STATE AGENCY EXPENDITURE DATA

FUND TYPE	TOTAL EXPENDITURE	TOTAL SPENT WITH HUBS AMOUNT / %	BLACK AMOUNT / %	HISPANIC AMOUNT / %	WOMAN AMOUNT / %	ASIAN PACIFIC AMOUNT / %	NATIVE AMERICAN AMOUNT / %	SERVICE-DISABLED VETERAN AMOUNT / %
<b>506 - UT MD ANDERSON CANCER CENTER - Statewide Grand Total Expenditures</b>								
T	0	0 / 0%	0 / 0%	0 / 0%	0 / 0%	0 / 0%	0 / 0%	0 / 0%
N	\$1,105,229,629	\$44,711,129 / 4.05%	\$7,095,839 / 0.64%	\$23,571,125 / 2.13%	\$4,061,095 / 0.37%	\$7,275,339 / 0.66%	\$954,153 / 0.09%	\$1,753,579 / 0.16%
S	***	\$7,555,128 / 5.82%	\$156,863 / 0.12%	\$2,022,241 / 1.56%	\$3,140,221 / 2.42%	\$2,233,118 / 1.72%	0 / 0%	\$2,685 / 0.00%
-TC	0	0 / 0%	0 / 0%	0 / 0%	0 / 0%	0 / 0%	0 / 0%	0 / 0%
-I	0	0 / 0%	0 / 0%	0 / 0%	0 / 0%	0 / 0%	0 / 0%	0 / 0%
	<b>\$1,105,229,629</b>	<b>\$52,266,257 / 9.87%</b>	<b>\$7,252,702 / 0.76%</b>	<b>\$25,593,366 / 3.69%</b>	<b>\$7,201,316 / 2.79%</b>	<b>\$9,508,457 / 2.38%</b>	<b>\$954,153 / 0.09%</b>	<b>\$1,756,264 / 0.16%</b>

\*\*\* DOLLARS REPORTED BUT NOT SHOWN IN THESE COLUMNS. T=TREASURY, N=NON-TREASURY, S=SUBCONTRACTOR FUNDS & PROCUREMENT CARD HUB PURCHASES, TC=TERM CONTRACT, I= INTER GOVERNMENTAL



TEXAS HISTORICALLY UNDERUTILIZED BUSINESS (HUB) SEMI-ANNUAL REPORT RECEIVED FOR FISCAL YEAR 2023

SECTION VII - STATE AGENCY EXPENDITURE DATA

FUND TYPE	TOTAL EXPENDITURE	TOTAL SPENT WITH HUBS AMOUNT / %	BLACK AMOUNT / %	HISPANIC AMOUNT / %	WOMAN AMOUNT / %	ASIAN PACIFIC AMOUNT / %	NATIVE AMERICAN AMOUNT / %	SERVICE-DISABLED VETERAN AMOUNT / %
-----------	-------------------	----------------------------------	------------------	---------------------	------------------	--------------------------	----------------------------	-------------------------------------

507 - TEXAS BOARD OF NURSING - HEAVY CONSTRUCTION UNADJUSTED GOAL IS 11.2%

T	0	0 / 0%	0 / 0%	0 / 0%	0 / 0%	0 / 0%	0 / 0%	0 / 0%
N	0	0 / 0%	0 / 0%	0 / 0%	0 / 0%	0 / 0%	0 / 0%	0 / 0%
S	***	0 / 0%	0 / 0%	0 / 0%	0 / 0%	0 / 0%	0 / 0%	0 / 0%
-TC	0	0 / 0%	0 / 0%	0 / 0%	0 / 0%	0 / 0%	0 / 0%	0 / 0%
-I	0	0 / 0%	0 / 0%	0 / 0%	0 / 0%	0 / 0%	0 / 0%	0 / 0%
	<b>0</b>	<b>0 / 0%</b>	<b>0 / 0%</b>	<b>0 / 0%</b>	<b>0 / 0%</b>	<b>0 / 0%</b>	<b>0 / 0%</b>	<b>0 / 0%</b>

507 - TEXAS BOARD OF NURSING - BUILDING CONSTRUCTION UNADJUSTED GOAL IS 21.1%

T	0	0 / 0%	0 / 0%	0 / 0%	0 / 0%	0 / 0%	0 / 0%	0 / 0%
N	0	0 / 0%	0 / 0%	0 / 0%	0 / 0%	0 / 0%	0 / 0%	0 / 0%
S	***	0 / 0%	0 / 0%	0 / 0%	0 / 0%	0 / 0%	0 / 0%	0 / 0%
-TC	0	0 / 0%	0 / 0%	0 / 0%	0 / 0%	0 / 0%	0 / 0%	0 / 0%
-I	0	0 / 0%	0 / 0%	0 / 0%	0 / 0%	0 / 0%	0 / 0%	0 / 0%
	<b>0</b>	<b>0 / 0%</b>	<b>0 / 0%</b>	<b>0 / 0%</b>	<b>0 / 0%</b>	<b>0 / 0%</b>	<b>0 / 0%</b>	<b>0 / 0%</b>

507 - TEXAS BOARD OF NURSING - SPECIAL TRADE UNADJUSTED GOAL IS 32.9%

T	0	0 / 0%	0 / 0%	0 / 0%	0 / 0%	0 / 0%	0 / 0%	0 / 0%
N	0	0 / 0%	0 / 0%	0 / 0%	0 / 0%	0 / 0%	0 / 0%	0 / 0%
S	***	0 / 0%	0 / 0%	0 / 0%	0 / 0%	0 / 0%	0 / 0%	0 / 0%
-TC	0	0 / 0%	0 / 0%	0 / 0%	0 / 0%	0 / 0%	0 / 0%	0 / 0%
-I	0	0 / 0%	0 / 0%	0 / 0%	0 / 0%	0 / 0%	0 / 0%	0 / 0%
	<b>0</b>	<b>0 / 0%</b>	<b>0 / 0%</b>	<b>0 / 0%</b>	<b>0 / 0%</b>	<b>0 / 0%</b>	<b>0 / 0%</b>	<b>0 / 0%</b>

\*\*\* DOLLARS REPORTED BUT NOT SHOWN IN THESE COLUMNS. T=TREASURY, N=NON-TREASURY, S=SUBCONTRACTOR FUNDS & PROCUREMENT CARD HUB PURCHASES, TC=TERM CONTRACT, I= INTER GOVERNMENTAL



TEXAS HISTORICALLY UNDERUTILIZED BUSINESS (HUB) SEMI-ANNUAL REPORT RECEIVED FOR FISCAL YEAR 2023

SECTION VII - STATE AGENCY EXPENDITURE DATA

FUND TYPE	TOTAL EXPENDITURE	TOTAL SPENT WITH HUBS AMOUNT / %	BLACK AMOUNT / %	HISPANIC AMOUNT / %	WOMAN AMOUNT / %	ASIAN PACIFIC AMOUNT / %	NATIVE AMERICAN AMOUNT / %	SERVICE-DISABLED VETERAN AMOUNT / %
-----------	-------------------	----------------------------------	------------------	---------------------	------------------	--------------------------	----------------------------	-------------------------------------

507 - TEXAS BOARD OF NURSING - PROFESSIONAL SERVICES UNADJUSTED GOAL IS 23.7%

T	\$18,684	\$18,684 / 100.00%	\$18,684 / 100.00%	0 / 0%	0 / 0%	0 / 0%	0 / 0%	0 / 0%
N	0	0 / 0%	0 / 0%	0 / 0%	0 / 0%	0 / 0%	0 / 0%	0 / 0%
S	***	0 / 0%	0 / 0%	0 / 0%	0 / 0%	0 / 0%	0 / 0%	0 / 0%
-TC	0	0 / 0%	0 / 0%	0 / 0%	0 / 0%	0 / 0%	0 / 0%	0 / 0%
-I	0	0 / 0%	0 / 0%	0 / 0%	0 / 0%	0 / 0%	0 / 0%	0 / 0%
	<b>\$18,684</b>	<b>\$18,684 / 100.00%</b>	<b>\$18,684 / 100.00%</b>	<b>0 / 0%</b>	<b>0 / 0%</b>	<b>0 / 0%</b>	<b>0 / 0%</b>	<b>0 / 0%</b>

507 - TEXAS BOARD OF NURSING - OTHER SERVICES UNADJUSTED GOAL IS 26%

T	\$1,150,379	\$76,457 / 6.65%	0 / 0%	\$16,105 / 1.40%	\$8,390 / 0.73%	\$51,441 / 4.47%	\$521 / 0.05%	0 / 0%
N	0	0 / 0%	0 / 0%	0 / 0%	0 / 0%	0 / 0%	0 / 0%	0 / 0%
S	***	0 / 0%	0 / 0%	0 / 0%	0 / 0%	0 / 0%	0 / 0%	0 / 0%
-TC	\$3,191	\$662 / 20.73%	0 / 0%	0 / 0%	\$662 / 20.73%	0 / 0%	0 / 0%	0 / 0%
-I	0	0 / 0%	0 / 0%	0 / 0%	0 / 0%	0 / 0%	0 / 0%	0 / 0%
	<b>\$1,147,188</b>	<b>\$75,795 / 27.38%</b>	<b>0 / 0%</b>	<b>\$16,105 / 1.40%</b>	<b>\$7,728 / 21.46%</b>	<b>\$51,441 / 4.47%</b>	<b>\$521 / 0.05%</b>	<b>0 / 0%</b>

507 - TEXAS BOARD OF NURSING - COMMODITY PURCHASING UNADJUSTED GOAL IS 21.1%

T	\$416,268	\$351,900 / 84.54%	\$202,331 / 48.61%	\$9,402 / 2.26%	\$57,248 / 13.75%	\$82,919 / 19.92%	0 / 0%	0 / 0%
N	0	0 / 0%	0 / 0%	0 / 0%	0 / 0%	0 / 0%	0 / 0%	0 / 0%
S	***	0 / 0%	0 / 0%	0 / 0%	0 / 0%	0 / 0%	0 / 0%	0 / 0%
-TC	\$259	\$208 / 80.23%	0 / 0%	0 / 0%	\$208 / 80.23%	0 / 0%	0 / 0%	0 / 0%
-I	0	0 / 0%	0 / 0%	0 / 0%	0 / 0%	0 / 0%	0 / 0%	0 / 0%
	<b>\$416,009</b>	<b>\$351,692 / 164.77%</b>	<b>\$202,331 / 48.61%</b>	<b>\$9,402 / 2.26%</b>	<b>\$57,040 / 93.98%</b>	<b>\$82,919 / 19.92%</b>	<b>0 / 0%</b>	<b>0 / 0%</b>

\*\*\* DOLLARS REPORTED BUT NOT SHOWN IN THESE COLUMNS. T=TREASURY, N=NON-TREASURY, S=SUBCONTRACTOR FUNDS & PROCUREMENT CARD HUB PURCHASES, TC=TERM CONTRACT, I= INTER GOVERNMENT



TEXAS HISTORICALLY UNDERUTILIZED BUSINESS (HUB) SEMI-ANNUAL REPORT RECEIVED FOR FISCAL YEAR 2023

SECTION VII - STATE AGENCY EXPENDITURE DATA

FUND TYPE	TOTAL EXPENDITURE	TOTAL SPENT WITH HUBS AMOUNT / %	BLACK AMOUNT / %	HISPANIC AMOUNT / %	WOMAN AMOUNT / %	ASIAN PACIFIC AMOUNT / %	NATIVE AMERICAN AMOUNT / %	SERVICE-DISABLED VETERAN AMOUNT / %
<b>507 - TEXAS BOARD OF NURSING - Statewide Grand Total Expenditures</b>								
T	\$1,585,330	\$447,040 / 28.20%	\$221,015 / 13.94%	\$25,506 / 1.61%	\$65,638 / 4.14%	\$134,360 / 8.48%	\$521 / 0.03%	0 / 0%
N	0	0 / 0%	0 / 0%	0 / 0%	0 / 0%	0 / 0%	0 / 0%	0 / 0%
S	***	0 / 0%	0 / 0%	0 / 0%	0 / 0%	0 / 0%	0 / 0%	0 / 0%
-TC	\$3,450	\$869 / 25.20%	0 / 0%	0 / 0%	\$869 / 25.20%	0 / 0%	0 / 0%	0 / 0%
-I	0	0 / 0%	0 / 0%	0 / 0%	0 / 0%	0 / 0%	0 / 0%	0 / 0%
	<b>\$1,581,881</b>	<b>\$446,171 / 53.40%</b>	<b>\$221,015 / 13.94%</b>	<b>\$25,506 / 1.61%</b>	<b>\$64,768 / 29.34%</b>	<b>\$134,360 / 8.48%</b>	<b>\$521 / 0.03%</b>	<b>0 / 0%</b>

\*\*\* DOLLARS REPORTED BUT NOT SHOWN IN THESE COLUMNS. T=TREASURY, N=NON-TREASURY, S=SUBCONTRACTOR FUNDS & PROCUREMENT CARD HUB PURCHASES, TC=TERM CONTRACT, I= INTER GOVERNMENTAL



TEXAS HISTORICALLY UNDERUTILIZED BUSINESS (HUB) SEMI-ANNUAL REPORT RECEIVED FOR FISCAL YEAR 2023

SECTION VII - STATE AGENCY EXPENDITURE DATA

FUND TYPE	TOTAL EXPENDITURE	TOTAL SPENT WITH HUBS AMOUNT / %	BLACK AMOUNT / %	HISPANIC AMOUNT / %	WOMAN AMOUNT / %	ASIAN PACIFIC AMOUNT / %	NATIVE AMERICAN AMOUNT / %	SERVICE-DISABLED VETERAN AMOUNT / %
-----------	-------------------	----------------------------------	------------------	---------------------	------------------	--------------------------	----------------------------	-------------------------------------

508 - BOARD OF CHIROPRACTIC EXAMINERS - HEAVY CONSTRUCTION UNADJUSTED GOAL IS 11.2%

T	0	0 / 0%	0 / 0%	0 / 0%	0 / 0%	0 / 0%	0 / 0%	0 / 0%
N	0	0 / 0%	0 / 0%	0 / 0%	0 / 0%	0 / 0%	0 / 0%	0 / 0%
S	***	0 / 0%	0 / 0%	0 / 0%	0 / 0%	0 / 0%	0 / 0%	0 / 0%
-TC	0	0 / 0%	0 / 0%	0 / 0%	0 / 0%	0 / 0%	0 / 0%	0 / 0%
-I	0	0 / 0%	0 / 0%	0 / 0%	0 / 0%	0 / 0%	0 / 0%	0 / 0%
	<b>0</b>	<b>0 / 0%</b>	<b>0 / 0%</b>	<b>0 / 0%</b>	<b>0 / 0%</b>	<b>0 / 0%</b>	<b>0 / 0%</b>	<b>0 / 0%</b>

508 - BOARD OF CHIROPRACTIC EXAMINERS - BUILDING CONSTRUCTION UNADJUSTED GOAL IS 21.1%

T	0	0 / 0%	0 / 0%	0 / 0%	0 / 0%	0 / 0%	0 / 0%	0 / 0%
N	0	0 / 0%	0 / 0%	0 / 0%	0 / 0%	0 / 0%	0 / 0%	0 / 0%
S	***	0 / 0%	0 / 0%	0 / 0%	0 / 0%	0 / 0%	0 / 0%	0 / 0%
-TC	0	0 / 0%	0 / 0%	0 / 0%	0 / 0%	0 / 0%	0 / 0%	0 / 0%
-I	0	0 / 0%	0 / 0%	0 / 0%	0 / 0%	0 / 0%	0 / 0%	0 / 0%
	<b>0</b>	<b>0 / 0%</b>	<b>0 / 0%</b>	<b>0 / 0%</b>	<b>0 / 0%</b>	<b>0 / 0%</b>	<b>0 / 0%</b>	<b>0 / 0%</b>

508 - BOARD OF CHIROPRACTIC EXAMINERS - SPECIAL TRADE UNADJUSTED GOAL IS 32.9%

T	0	0 / 0%	0 / 0%	0 / 0%	0 / 0%	0 / 0%	0 / 0%	0 / 0%
N	0	0 / 0%	0 / 0%	0 / 0%	0 / 0%	0 / 0%	0 / 0%	0 / 0%
S	***	0 / 0%	0 / 0%	0 / 0%	0 / 0%	0 / 0%	0 / 0%	0 / 0%
-TC	0	0 / 0%	0 / 0%	0 / 0%	0 / 0%	0 / 0%	0 / 0%	0 / 0%
-I	0	0 / 0%	0 / 0%	0 / 0%	0 / 0%	0 / 0%	0 / 0%	0 / 0%
	<b>0</b>	<b>0 / 0%</b>	<b>0 / 0%</b>	<b>0 / 0%</b>	<b>0 / 0%</b>	<b>0 / 0%</b>	<b>0 / 0%</b>	<b>0 / 0%</b>

\*\*\* DOLLARS REPORTED BUT NOT SHOWN IN THESE COLUMNS. T=TREASURY, N=NON-TREASURY, S=SUBCONTRACTOR FUNDS & PROCUREMENT CARD HUB PURCHASES, TC=TERM CONTRACT, I= INTER GOVERNMENT





TEXAS HISTORICALLY UNDERUTILIZED BUSINESS (HUB) SEMI-ANNUAL REPORT RECEIVED FOR FISCAL YEAR 2023

SECTION VII - STATE AGENCY EXPENDITURE DATA

FUND TYPE	TOTAL EXPENDITURE	TOTAL SPENT WITH HUBS AMOUNT / %	BLACK AMOUNT / %	HISPANIC AMOUNT / %	WOMAN AMOUNT / %	ASIAN PACIFIC AMOUNT / %	NATIVE AMERICAN AMOUNT / %	SERVICE-DISABLED VETERAN AMOUNT / %
-----------	-------------------	----------------------------------	------------------	---------------------	------------------	--------------------------	----------------------------	-------------------------------------

508 - BOARD OF CHIROPRACTIC EXAMINERS - PROFESSIONAL SERVICES UNADJUSTED GOAL IS 23.7%

T	\$3,700	\$3,700 / 100.00%	0 / 0%	0 / 0%	\$3,700 / 100.00%	0 / 0%	0 / 0%	0 / 0%
N	0	0 / 0%	0 / 0%	0 / 0%	0 / 0%	0 / 0%	0 / 0%	0 / 0%
S	***	0 / 0%	0 / 0%	0 / 0%	0 / 0%	0 / 0%	0 / 0%	0 / 0%
-TC	0	0 / 0%	0 / 0%	0 / 0%	0 / 0%	0 / 0%	0 / 0%	0 / 0%
-I	0	0 / 0%	0 / 0%	0 / 0%	0 / 0%	0 / 0%	0 / 0%	0 / 0%
	<b>\$3,700</b>	<b>\$3,700 / 100.00%</b>	<b>0 / 0%</b>	<b>0 / 0%</b>	<b>\$3,700 / 100.00%</b>	<b>0 / 0%</b>	<b>0 / 0%</b>	<b>0 / 0%</b>

508 - BOARD OF CHIROPRACTIC EXAMINERS - OTHER SERVICES UNADJUSTED GOAL IS 26%

T	\$45,793	\$2,218 / 4.84%	0 / 0%	0 / 0%	0 / 0%	\$2,218 / 4.84%	0 / 0%	0 / 0%
N	0	0 / 0%	0 / 0%	0 / 0%	0 / 0%	0 / 0%	0 / 0%	0 / 0%
S	***	0 / 0%	0 / 0%	0 / 0%	0 / 0%	0 / 0%	0 / 0%	0 / 0%
-TC	0	0 / 0%	0 / 0%	0 / 0%	0 / 0%	0 / 0%	0 / 0%	0 / 0%
-I	0	0 / 0%	0 / 0%	0 / 0%	0 / 0%	0 / 0%	0 / 0%	0 / 0%
	<b>\$45,793</b>	<b>\$2,218 / 4.84%</b>	<b>0 / 0%</b>	<b>0 / 0%</b>	<b>0 / 0%</b>	<b>\$2,218 / 4.84%</b>	<b>0 / 0%</b>	<b>0 / 0%</b>

508 - BOARD OF CHIROPRACTIC EXAMINERS - COMMODITY PURCHASING UNADJUSTED GOAL IS 21.1%

T	\$14,699	\$11,256 / 76.58%	0 / 0%	\$3,076 / 20.92%	\$3,032 / 20.63%	\$5,148 / 35.02%	0 / 0%	0 / 0%
N	0	0 / 0%	0 / 0%	0 / 0%	0 / 0%	0 / 0%	0 / 0%	0 / 0%
S	***	0 / 0%	0 / 0%	0 / 0%	0 / 0%	0 / 0%	0 / 0%	0 / 0%
-TC	0	0 / 0%	0 / 0%	0 / 0%	0 / 0%	0 / 0%	0 / 0%	0 / 0%
-I	0	0 / 0%	0 / 0%	0 / 0%	0 / 0%	0 / 0%	0 / 0%	0 / 0%
	<b>\$14,699</b>	<b>\$11,256 / 76.58%</b>	<b>0 / 0%</b>	<b>\$3,076 / 20.92%</b>	<b>\$3,032 / 20.63%</b>	<b>\$5,148 / 35.02%</b>	<b>0 / 0%</b>	<b>0 / 0%</b>

\*\*\* DOLLARS REPORTED BUT NOT SHOWN IN THESE COLUMNS. T=TREASURY, N=NON-TREASURY, S=SUBCONTRACTOR FUNDS & PROCUREMENT CARD HUB PURCHASES, TC=TERM CONTRACT, I= INTER GOVERNMENTAL



TEXAS HISTORICALLY UNDERUTILIZED BUSINESS (HUB) SEMI-ANNUAL REPORT RECEIVED FOR FISCAL YEAR 2023

SECTION VII - STATE AGENCY EXPENDITURE DATA

FUND TYPE	TOTAL EXPENDITURE	TOTAL SPENT WITH HUBS AMOUNT / %	BLACK AMOUNT / %	HISPANIC AMOUNT / %	WOMAN AMOUNT / %	ASIAN PACIFIC AMOUNT / %	NATIVE AMERICAN AMOUNT / %	SERVICE-DISABLED VETERAN AMOUNT / %
<b>508 - BOARD OF CHIROPRACTIC EXAMINERS - Statewide Grand Total Expenditures</b>								
T	\$64,192	\$17,174 / 26.75%	0 / 0%	\$3,076 / 4.79%	\$6,732 / 10.49%	\$7,366 / 11.47%	0 / 0%	0 / 0%
N	0	0 / 0%	0 / 0%	0 / 0%	0 / 0%	0 / 0%	0 / 0%	0 / 0%
S	***	0 / 0%	0 / 0%	0 / 0%	0 / 0%	0 / 0%	0 / 0%	0 / 0%
-TC	0	0 / 0%	0 / 0%	0 / 0%	0 / 0%	0 / 0%	0 / 0%	0 / 0%
-I	0	0 / 0%	0 / 0%	0 / 0%	0 / 0%	0 / 0%	0 / 0%	0 / 0%
	<b>\$64,192</b>	<b>\$17,174 / 26.75%</b>	<b>0 / 0%</b>	<b>\$3,076 / 4.79%</b>	<b>\$6,732 / 10.49%</b>	<b>\$7,366 / 11.47%</b>	<b>0 / 0%</b>	<b>0 / 0%</b>

\*\*\* DOLLARS REPORTED BUT NOT SHOWN IN THESE COLUMNS. T=TREASURY, N=NON-TREASURY, S=SUBCONTRACTOR FUNDS & PROCUREMENT CARD HUB PURCHASES, TC=TERM CONTRACT, I= INTER GOVERNMENTAL



TEXAS HISTORICALLY UNDERUTILIZED BUSINESS (HUB) SEMI-ANNUAL REPORT RECEIVED FOR FISCAL YEAR 2023

SECTION VII - STATE AGENCY EXPENDITURE DATA

FUND TYPE	TOTAL EXPENDITURE	TOTAL SPENT WITH HUBS AMOUNT / %	BLACK AMOUNT / %	HISPANIC AMOUNT / %	WOMAN AMOUNT / %	ASIAN PACIFIC AMOUNT / %	NATIVE AMERICAN AMOUNT / %	SERVICE-DISABLED VETERAN AMOUNT / %
-----------	-------------------	----------------------------------	------------------	---------------------	------------------	--------------------------	----------------------------	-------------------------------------

510 - TEXAS BEHAVIORAL HEALTH EXECUTIVE CO - HEAVY CONSTRUCTION UNADJUSTED GOAL IS 11.2%

T	0	0 / 0%	0 / 0%	0 / 0%	0 / 0%	0 / 0%	0 / 0%	0 / 0%
N	0	0 / 0%	0 / 0%	0 / 0%	0 / 0%	0 / 0%	0 / 0%	0 / 0%
S	***	0 / 0%	0 / 0%	0 / 0%	0 / 0%	0 / 0%	0 / 0%	0 / 0%
-TC	0	0 / 0%	0 / 0%	0 / 0%	0 / 0%	0 / 0%	0 / 0%	0 / 0%
-I	0	0 / 0%	0 / 0%	0 / 0%	0 / 0%	0 / 0%	0 / 0%	0 / 0%
	<b>0</b>	<b>0 / 0%</b>	<b>0 / 0%</b>	<b>0 / 0%</b>	<b>0 / 0%</b>	<b>0 / 0%</b>	<b>0 / 0%</b>	<b>0 / 0%</b>

510 - TEXAS BEHAVIORAL HEALTH EXECUTIVE CO - BUILDING CONSTRUCTION UNADJUSTED GOAL IS 21.1%

T	0	0 / 0%	0 / 0%	0 / 0%	0 / 0%	0 / 0%	0 / 0%	0 / 0%
N	0	0 / 0%	0 / 0%	0 / 0%	0 / 0%	0 / 0%	0 / 0%	0 / 0%
S	***	0 / 0%	0 / 0%	0 / 0%	0 / 0%	0 / 0%	0 / 0%	0 / 0%
-TC	0	0 / 0%	0 / 0%	0 / 0%	0 / 0%	0 / 0%	0 / 0%	0 / 0%
-I	0	0 / 0%	0 / 0%	0 / 0%	0 / 0%	0 / 0%	0 / 0%	0 / 0%
	<b>0</b>	<b>0 / 0%</b>	<b>0 / 0%</b>	<b>0 / 0%</b>	<b>0 / 0%</b>	<b>0 / 0%</b>	<b>0 / 0%</b>	<b>0 / 0%</b>

510 - TEXAS BEHAVIORAL HEALTH EXECUTIVE CO - SPECIAL TRADE UNADJUSTED GOAL IS 32.9%

T	0	0 / 0%	0 / 0%	0 / 0%	0 / 0%	0 / 0%	0 / 0%	0 / 0%
N	0	0 / 0%	0 / 0%	0 / 0%	0 / 0%	0 / 0%	0 / 0%	0 / 0%
S	***	0 / 0%	0 / 0%	0 / 0%	0 / 0%	0 / 0%	0 / 0%	0 / 0%
-TC	0	0 / 0%	0 / 0%	0 / 0%	0 / 0%	0 / 0%	0 / 0%	0 / 0%
-I	0	0 / 0%	0 / 0%	0 / 0%	0 / 0%	0 / 0%	0 / 0%	0 / 0%
	<b>0</b>	<b>0 / 0%</b>	<b>0 / 0%</b>	<b>0 / 0%</b>	<b>0 / 0%</b>	<b>0 / 0%</b>	<b>0 / 0%</b>	<b>0 / 0%</b>

\*\*\* DOLLARS REPORTED BUT NOT SHOWN IN THESE COLUMNS. T=TREASURY, N=NON-TREASURY, S=SUBCONTRACTOR FUNDS & PROCUREMENT CARD HUB PURCHASES, TC=TERM CONTRACT, I= INTER GOVERNMENT



TEXAS HISTORICALLY UNDERUTILIZED BUSINESS (HUB) SEMI-ANNUAL REPORT RECEIVED FOR FISCAL YEAR 2023

SECTION VII - STATE AGENCY EXPENDITURE DATA

FUND TYPE	TOTAL EXPENDITURE	TOTAL SPENT WITH HUBS AMOUNT / %	BLACK AMOUNT / %	HISPANIC AMOUNT / %	WOMAN AMOUNT / %	ASIAN PACIFIC AMOUNT / %	NATIVE AMERICAN AMOUNT / %	SERVICE-DISABLED VETERAN AMOUNT / %
-----------	-------------------	----------------------------------	------------------	---------------------	------------------	--------------------------	----------------------------	-------------------------------------

510 - TEXAS BEHAVIORAL HEALTH EXECUTIVE CO - PROFESSIONAL SERVICES UNADJUSTED GOAL IS 23.7%

T	0	0 / 0%	0 / 0%	0 / 0%	0 / 0%	0 / 0%	0 / 0%	0 / 0%
N	0	0 / 0%	0 / 0%	0 / 0%	0 / 0%	0 / 0%	0 / 0%	0 / 0%
S	***	0 / 0%	0 / 0%	0 / 0%	0 / 0%	0 / 0%	0 / 0%	0 / 0%
-TC	0	0 / 0%	0 / 0%	0 / 0%	0 / 0%	0 / 0%	0 / 0%	0 / 0%
-I	0	0 / 0%	0 / 0%	0 / 0%	0 / 0%	0 / 0%	0 / 0%	0 / 0%
	<b>0</b>	<b>0 / 0%</b>	<b>0 / 0%</b>	<b>0 / 0%</b>	<b>0 / 0%</b>	<b>0 / 0%</b>	<b>0 / 0%</b>	<b>0 / 0%</b>

510 - TEXAS BEHAVIORAL HEALTH EXECUTIVE CO - OTHER SERVICES UNADJUSTED GOAL IS 26%

T	\$373,805	0 / 0%	0 / 0%	0 / 0%	0 / 0%	0 / 0%	0 / 0%	0 / 0%
N	0	0 / 0%	0 / 0%	0 / 0%	0 / 0%	0 / 0%	0 / 0%	0 / 0%
S	***	0 / 0%	0 / 0%	0 / 0%	0 / 0%	0 / 0%	0 / 0%	0 / 0%
-TC	0	0 / 0%	0 / 0%	0 / 0%	0 / 0%	0 / 0%	0 / 0%	0 / 0%
-I	0	0 / 0%	0 / 0%	0 / 0%	0 / 0%	0 / 0%	0 / 0%	0 / 0%
	<b>\$373,805</b>	<b>0 / 0%</b>	<b>0 / 0%</b>	<b>0 / 0%</b>	<b>0 / 0%</b>	<b>0 / 0%</b>	<b>0 / 0%</b>	<b>0 / 0%</b>

510 - TEXAS BEHAVIORAL HEALTH EXECUTIVE CO - COMMODITY PURCHASING UNADJUSTED GOAL IS 21.1%

T	\$22,300	\$9,726 / 43.61%	0 / 0%	0 / 0%	\$4,135 / 18.54%	\$5,591 / 25.07%	0 / 0%	0 / 0%
N	0	0 / 0%	0 / 0%	0 / 0%	0 / 0%	0 / 0%	0 / 0%	0 / 0%
S	***	0 / 0%	0 / 0%	0 / 0%	0 / 0%	0 / 0%	0 / 0%	0 / 0%
-TC	\$5,105	0 / 0%	0 / 0%	0 / 0%	0 / 0%	0 / 0%	0 / 0%	0 / 0%
-I	0	0 / 0%	0 / 0%	0 / 0%	0 / 0%	0 / 0%	0 / 0%	0 / 0%
	<b>\$17,195</b>	<b>\$9,726 / 43.61%</b>	<b>0 / 0%</b>	<b>0 / 0%</b>	<b>\$4,135 / 18.54%</b>	<b>\$5,591 / 25.07%</b>	<b>0 / 0%</b>	<b>0 / 0%</b>

\*\*\* DOLLARS REPORTED BUT NOT SHOWN IN THESE COLUMNS. T=TREASURY, N=NON-TREASURY, S=SUBCONTRACTOR FUNDS & PROCUREMENT CARD HUB PURCHASES, TC=TERM CONTRACT, I= INTER GOVERNMENT



TEXAS HISTORICALLY UNDERUTILIZED BUSINESS (HUB) SEMI-ANNUAL REPORT RECEIVED FOR FISCAL YEAR 2023

SECTION VII - STATE AGENCY EXPENDITURE DATA

FUND TYPE	TOTAL EXPENDITURE	TOTAL SPENT WITH HUBS AMOUNT / %	BLACK AMOUNT / %	HISPANIC AMOUNT / %	WOMAN AMOUNT / %	ASIAN PACIFIC AMOUNT / %	NATIVE AMERICAN AMOUNT / %	SERVICE-DISABLED VETERAN AMOUNT / %
<b>510 - TEXAS BEHAVIORAL HEALTH EXECUTIVE CO - Statewide Grand Total Expenditures</b>								
T	\$396,105	\$9,726 / 2.46%	0 / 0%	0 / 0%	\$4,135 / 1.04%	\$5,591 / 1.41%	0 / 0%	0 / 0%
N	0	0 / 0%	0 / 0%	0 / 0%	0 / 0%	0 / 0%	0 / 0%	0 / 0%
S	***	0 / 0%	0 / 0%	0 / 0%	0 / 0%	0 / 0%	0 / 0%	0 / 0%
-TC	\$5,105	0 / 0%	0 / 0%	0 / 0%	0 / 0%	0 / 0%	0 / 0%	0 / 0%
-I	0	0 / 0%	0 / 0%	0 / 0%	0 / 0%	0 / 0%	0 / 0%	0 / 0%
	<b>\$391,000</b>	<b>\$9,726 / 2.46%</b>	<b>0 / 0%</b>	<b>0 / 0%</b>	<b>\$4,135 / 1.04%</b>	<b>\$5,591 / 1.41%</b>	<b>0 / 0%</b>	<b>0 / 0%</b>

\*\*\* DOLLARS REPORTED BUT NOT SHOWN IN THESE COLUMNS. T=TREASURY, N=NON-TREASURY, S=SUBCONTRACTOR FUNDS & PROCUREMENT CARD HUB PURCHASES, TC=TERM CONTRACT, I= INTER GOVERNMENTAL



TEXAS HISTORICALLY UNDERUTILIZED BUSINESS (HUB) SEMI-ANNUAL REPORT RECEIVED FOR FISCAL YEAR 2023

SECTION VII - STATE AGENCY EXPENDITURE DATA

FUND TYPE	TOTAL EXPENDITURE	TOTAL SPENT WITH HUBS AMOUNT / %	BLACK AMOUNT / %	HISPANIC AMOUNT / %	WOMAN AMOUNT / %	ASIAN PACIFIC AMOUNT / %	NATIVE AMERICAN AMOUNT / %	SERVICE-DISABLED VETERAN AMOUNT / %
-----------	-------------------	----------------------------------	------------------	---------------------	------------------	--------------------------	----------------------------	-------------------------------------

513 - TEXAS FUNERAL SERVICE COMMISSION - HEAVY CONSTRUCTION UNADJUSTED GOAL IS 11.2%

T	0	0 / 0%	0 / 0%	0 / 0%	0 / 0%	0 / 0%	0 / 0%	0 / 0%
N	0	0 / 0%	0 / 0%	0 / 0%	0 / 0%	0 / 0%	0 / 0%	0 / 0%
S	***	0 / 0%	0 / 0%	0 / 0%	0 / 0%	0 / 0%	0 / 0%	0 / 0%
-TC	0	0 / 0%	0 / 0%	0 / 0%	0 / 0%	0 / 0%	0 / 0%	0 / 0%
-I	0	0 / 0%	0 / 0%	0 / 0%	0 / 0%	0 / 0%	0 / 0%	0 / 0%
	<b>0</b>	<b>0 / 0%</b>	<b>0 / 0%</b>	<b>0 / 0%</b>	<b>0 / 0%</b>	<b>0 / 0%</b>	<b>0 / 0%</b>	<b>0 / 0%</b>

513 - TEXAS FUNERAL SERVICE COMMISSION - BUILDING CONSTRUCTION UNADJUSTED GOAL IS 21.1%

T	0	0 / 0%	0 / 0%	0 / 0%	0 / 0%	0 / 0%	0 / 0%	0 / 0%
N	0	0 / 0%	0 / 0%	0 / 0%	0 / 0%	0 / 0%	0 / 0%	0 / 0%
S	***	0 / 0%	0 / 0%	0 / 0%	0 / 0%	0 / 0%	0 / 0%	0 / 0%
-TC	0	0 / 0%	0 / 0%	0 / 0%	0 / 0%	0 / 0%	0 / 0%	0 / 0%
-I	0	0 / 0%	0 / 0%	0 / 0%	0 / 0%	0 / 0%	0 / 0%	0 / 0%
	<b>0</b>	<b>0 / 0%</b>	<b>0 / 0%</b>	<b>0 / 0%</b>	<b>0 / 0%</b>	<b>0 / 0%</b>	<b>0 / 0%</b>	<b>0 / 0%</b>

513 - TEXAS FUNERAL SERVICE COMMISSION - SPECIAL TRADE UNADJUSTED GOAL IS 32.9%

T	0	0 / 0%	0 / 0%	0 / 0%	0 / 0%	0 / 0%	0 / 0%	0 / 0%
N	0	0 / 0%	0 / 0%	0 / 0%	0 / 0%	0 / 0%	0 / 0%	0 / 0%
S	***	0 / 0%	0 / 0%	0 / 0%	0 / 0%	0 / 0%	0 / 0%	0 / 0%
-TC	0	0 / 0%	0 / 0%	0 / 0%	0 / 0%	0 / 0%	0 / 0%	0 / 0%
-I	0	0 / 0%	0 / 0%	0 / 0%	0 / 0%	0 / 0%	0 / 0%	0 / 0%
	<b>0</b>	<b>0 / 0%</b>	<b>0 / 0%</b>	<b>0 / 0%</b>	<b>0 / 0%</b>	<b>0 / 0%</b>	<b>0 / 0%</b>	<b>0 / 0%</b>

\*\*\* DOLLARS REPORTED BUT NOT SHOWN IN THESE COLUMNS. T=TREASURY, N=NON-TREASURY, S=SUBCONTRACTOR FUNDS & PROCUREMENT CARD HUB PURCHASES, TC=TERM CONTRACT, I= INTER GOVERNMENT



TEXAS HISTORICALLY UNDERUTILIZED BUSINESS (HUB) SEMI-ANNUAL REPORT RECEIVED FOR FISCAL YEAR 2023

SECTION VII - STATE AGENCY EXPENDITURE DATA

FUND TYPE	TOTAL EXPENDITURE	TOTAL SPENT WITH HUBS AMOUNT / %	BLACK AMOUNT / %	HISPANIC AMOUNT / %	WOMAN AMOUNT / %	ASIAN PACIFIC AMOUNT / %	NATIVE AMERICAN AMOUNT / %	SERVICE-DISABLED VETERAN AMOUNT / %
-----------	-------------------	----------------------------------	------------------	---------------------	------------------	--------------------------	----------------------------	-------------------------------------

513 - TEXAS FUNERAL SERVICE COMMISSION - PROFESSIONAL SERVICES UNADJUSTED GOAL IS 23.7%

T	0	0 / 0%	0 / 0%	0 / 0%	0 / 0%	0 / 0%	0 / 0%	0 / 0%
N	0	0 / 0%	0 / 0%	0 / 0%	0 / 0%	0 / 0%	0 / 0%	0 / 0%
S	***	0 / 0%	0 / 0%	0 / 0%	0 / 0%	0 / 0%	0 / 0%	0 / 0%
-TC	0	0 / 0%	0 / 0%	0 / 0%	0 / 0%	0 / 0%	0 / 0%	0 / 0%
-I	0	0 / 0%	0 / 0%	0 / 0%	0 / 0%	0 / 0%	0 / 0%	0 / 0%
	<b>0</b>	<b>0 / 0%</b>	<b>0 / 0%</b>	<b>0 / 0%</b>	<b>0 / 0%</b>	<b>0 / 0%</b>	<b>0 / 0%</b>	<b>0 / 0%</b>

513 - TEXAS FUNERAL SERVICE COMMISSION - OTHER SERVICES UNADJUSTED GOAL IS 26%

T	\$22,655	\$5,760 / 25.43%	0 / 0%	0 / 0%	\$5,760 / 25.43%	0 / 0%	0 / 0%	0 / 0%
N	0	0 / 0%	0 / 0%	0 / 0%	0 / 0%	0 / 0%	0 / 0%	0 / 0%
S	***	0 / 0%	0 / 0%	0 / 0%	0 / 0%	0 / 0%	0 / 0%	0 / 0%
-TC	0	0 / 0%	0 / 0%	0 / 0%	0 / 0%	0 / 0%	0 / 0%	0 / 0%
-I	0	0 / 0%	0 / 0%	0 / 0%	0 / 0%	0 / 0%	0 / 0%	0 / 0%
	<b>\$22,655</b>	<b>\$5,760 / 25.43%</b>	<b>0 / 0%</b>	<b>0 / 0%</b>	<b>\$5,760 / 25.43%</b>	<b>0 / 0%</b>	<b>0 / 0%</b>	<b>0 / 0%</b>

513 - TEXAS FUNERAL SERVICE COMMISSION - COMMODITY PURCHASING UNADJUSTED GOAL IS 21.1%

T	\$5,573	\$3,972 / 71.27%	0 / 0%	0 / 0%	\$3,972 / 71.27%	0 / 0%	0 / 0%	0 / 0%
N	0	0 / 0%	0 / 0%	0 / 0%	0 / 0%	0 / 0%	0 / 0%	0 / 0%
S	***	0 / 0%	0 / 0%	0 / 0%	0 / 0%	0 / 0%	0 / 0%	0 / 0%
-TC	0	0 / 0%	0 / 0%	0 / 0%	0 / 0%	0 / 0%	0 / 0%	0 / 0%
-I	0	0 / 0%	0 / 0%	0 / 0%	0 / 0%	0 / 0%	0 / 0%	0 / 0%
	<b>\$5,573</b>	<b>\$3,972 / 71.27%</b>	<b>0 / 0%</b>	<b>0 / 0%</b>	<b>\$3,972 / 71.27%</b>	<b>0 / 0%</b>	<b>0 / 0%</b>	<b>0 / 0%</b>

\*\*\* DOLLARS REPORTED BUT NOT SHOWN IN THESE COLUMNS. T=TREASURY, N=NON-TREASURY, S=SUBCONTRACTOR FUNDS & PROCUREMENT CARD HUB PURCHASES, TC=TERM CONTRACT, I= INTER GOVERNMENT



TEXAS HISTORICALLY UNDERUTILIZED BUSINESS (HUB) SEMI-ANNUAL REPORT RECEIVED FOR FISCAL YEAR 2023

SECTION VII - STATE AGENCY EXPENDITURE DATA

FUND TYPE	TOTAL EXPENDITURE	TOTAL SPENT WITH HUBS AMOUNT / %	BLACK AMOUNT / %	HISPANIC AMOUNT / %	WOMAN AMOUNT / %	ASIAN PACIFIC AMOUNT / %	NATIVE AMERICAN AMOUNT / %	SERVICE-DISABLED VETERAN AMOUNT / %
<b>513 - TEXAS FUNERAL SERVICE COMMISSION - Statewide Grand Total Expenditures</b>								
T	\$28,228	\$9,732 / 34.48%	0 / 0%	0 / 0%	\$9,732 / 34.48%	0 / 0%	0 / 0%	0 / 0%
N	0	0 / 0%	0 / 0%	0 / 0%	0 / 0%	0 / 0%	0 / 0%	0 / 0%
S	***	0 / 0%	0 / 0%	0 / 0%	0 / 0%	0 / 0%	0 / 0%	0 / 0%
-TC	0	0 / 0%	0 / 0%	0 / 0%	0 / 0%	0 / 0%	0 / 0%	0 / 0%
-I	0	0 / 0%	0 / 0%	0 / 0%	0 / 0%	0 / 0%	0 / 0%	0 / 0%
	<b>\$28,228</b>	<b>\$9,732 / 34.48%</b>	<b>0 / 0%</b>	<b>0 / 0%</b>	<b>\$9,732 / 34.48%</b>	<b>0 / 0%</b>	<b>0 / 0%</b>	<b>0 / 0%</b>

\*\*\* DOLLARS REPORTED BUT NOT SHOWN IN THESE COLUMNS. T=TREASURY, N=NON-TREASURY, S=SUBCONTRACTOR FUNDS & PROCUREMENT CARD HUB PURCHASES, TC=TERM CONTRACT, I= INTER GOVERNMENTAL





TEXAS HISTORICALLY UNDERUTILIZED BUSINESS (HUB) SEMI-ANNUAL REPORT RECEIVED FOR FISCAL YEAR 2023

SECTION VII - STATE AGENCY EXPENDITURE DATA

FUND TYPE	TOTAL EXPENDITURE	TOTAL SPENT WITH HUBS AMOUNT / %	BLACK AMOUNT / %	HISPANIC AMOUNT / %	WOMAN AMOUNT / %	ASIAN PACIFIC AMOUNT / %	NATIVE AMERICAN AMOUNT / %	SERVICE-DISABLED VETERAN AMOUNT / %
-----------	-------------------	----------------------------------	------------------	---------------------	------------------	--------------------------	----------------------------	-------------------------------------

514 - TEXAS OPTOMETRY BOARD - HEAVY CONSTRUCTION UNADJUSTED GOAL IS 11.2%

T	0	0 / 0%	0 / 0%	0 / 0%	0 / 0%	0 / 0%	0 / 0%	0 / 0%
N	0	0 / 0%	0 / 0%	0 / 0%	0 / 0%	0 / 0%	0 / 0%	0 / 0%
S	***	0 / 0%	0 / 0%	0 / 0%	0 / 0%	0 / 0%	0 / 0%	0 / 0%
-TC	0	0 / 0%	0 / 0%	0 / 0%	0 / 0%	0 / 0%	0 / 0%	0 / 0%
-I	0	0 / 0%	0 / 0%	0 / 0%	0 / 0%	0 / 0%	0 / 0%	0 / 0%
	<b>0</b>	<b>0 / 0%</b>	<b>0 / 0%</b>	<b>0 / 0%</b>	<b>0 / 0%</b>	<b>0 / 0%</b>	<b>0 / 0%</b>	<b>0 / 0%</b>

514 - TEXAS OPTOMETRY BOARD - BUILDING CONSTRUCTION UNADJUSTED GOAL IS 21.1%

T	0	0 / 0%	0 / 0%	0 / 0%	0 / 0%	0 / 0%	0 / 0%	0 / 0%
N	0	0 / 0%	0 / 0%	0 / 0%	0 / 0%	0 / 0%	0 / 0%	0 / 0%
S	***	0 / 0%	0 / 0%	0 / 0%	0 / 0%	0 / 0%	0 / 0%	0 / 0%
-TC	0	0 / 0%	0 / 0%	0 / 0%	0 / 0%	0 / 0%	0 / 0%	0 / 0%
-I	0	0 / 0%	0 / 0%	0 / 0%	0 / 0%	0 / 0%	0 / 0%	0 / 0%
	<b>0</b>	<b>0 / 0%</b>	<b>0 / 0%</b>	<b>0 / 0%</b>	<b>0 / 0%</b>	<b>0 / 0%</b>	<b>0 / 0%</b>	<b>0 / 0%</b>

514 - TEXAS OPTOMETRY BOARD - SPECIAL TRADE UNADJUSTED GOAL IS 32.9%

T	0	0 / 0%	0 / 0%	0 / 0%	0 / 0%	0 / 0%	0 / 0%	0 / 0%
N	0	0 / 0%	0 / 0%	0 / 0%	0 / 0%	0 / 0%	0 / 0%	0 / 0%
S	***	0 / 0%	0 / 0%	0 / 0%	0 / 0%	0 / 0%	0 / 0%	0 / 0%
-TC	0	0 / 0%	0 / 0%	0 / 0%	0 / 0%	0 / 0%	0 / 0%	0 / 0%
-I	0	0 / 0%	0 / 0%	0 / 0%	0 / 0%	0 / 0%	0 / 0%	0 / 0%
	<b>0</b>	<b>0 / 0%</b>	<b>0 / 0%</b>	<b>0 / 0%</b>	<b>0 / 0%</b>	<b>0 / 0%</b>	<b>0 / 0%</b>	<b>0 / 0%</b>

\*\*\* DOLLARS REPORTED BUT NOT SHOWN IN THESE COLUMNS. T=TREASURY, N=NON-TREASURY, S=SUBCONTRACTOR FUNDS & PROCUREMENT CARD HUB PURCHASES, TC=TERM CONTRACT, I= INTER GOVERNMENTAL



TEXAS HISTORICALLY UNDERUTILIZED BUSINESS (HUB) SEMI-ANNUAL REPORT RECEIVED FOR FISCAL YEAR 2023

SECTION VII - STATE AGENCY EXPENDITURE DATA

FUND TYPE	TOTAL EXPENDITURE	TOTAL SPENT WITH HUBS AMOUNT / %	BLACK AMOUNT / %	HISPANIC AMOUNT / %	WOMAN AMOUNT / %	ASIAN PACIFIC AMOUNT / %	NATIVE AMERICAN AMOUNT / %	SERVICE-DISABLED VETERAN AMOUNT / %
-----------	-------------------	----------------------------------	------------------	---------------------	------------------	--------------------------	----------------------------	-------------------------------------

514 - TEXAS OPTOMETRY BOARD - PROFESSIONAL SERVICES UNADJUSTED GOAL IS 23.7%

T	\$3,480	\$3,480 / 100.00%	0 / 0%	0 / 0%	\$3,480 / 100.00%	0 / 0%	0 / 0%	0 / 0%
N	0	0 / 0%	0 / 0%	0 / 0%	0 / 0%	0 / 0%	0 / 0%	0 / 0%
S	***	0 / 0%	0 / 0%	0 / 0%	0 / 0%	0 / 0%	0 / 0%	0 / 0%
-TC	0	0 / 0%	0 / 0%	0 / 0%	0 / 0%	0 / 0%	0 / 0%	0 / 0%
-I	0	0 / 0%	0 / 0%	0 / 0%	0 / 0%	0 / 0%	0 / 0%	0 / 0%
	<b>\$3,480</b>	<b>\$3,480 / 100.00%</b>	<b>0 / 0%</b>	<b>0 / 0%</b>	<b>\$3,480 / 100.00%</b>	<b>0 / 0%</b>	<b>0 / 0%</b>	<b>0 / 0%</b>

514 - TEXAS OPTOMETRY BOARD - OTHER SERVICES UNADJUSTED GOAL IS 26%

T	\$28,566	0 / 0%	0 / 0%	0 / 0%	0 / 0%	0 / 0%	0 / 0%	0 / 0%
N	0	0 / 0%	0 / 0%	0 / 0%	0 / 0%	0 / 0%	0 / 0%	0 / 0%
S	***	0 / 0%	0 / 0%	0 / 0%	0 / 0%	0 / 0%	0 / 0%	0 / 0%
-TC	\$174	0 / 0%	0 / 0%	0 / 0%	0 / 0%	0 / 0%	0 / 0%	0 / 0%
-I	0	0 / 0%	0 / 0%	0 / 0%	0 / 0%	0 / 0%	0 / 0%	0 / 0%
	<b>\$28,392</b>	<b>0 / 0%</b>	<b>0 / 0%</b>	<b>0 / 0%</b>	<b>0 / 0%</b>	<b>0 / 0%</b>	<b>0 / 0%</b>	<b>0 / 0%</b>

514 - TEXAS OPTOMETRY BOARD - COMMODITY PURCHASING UNADJUSTED GOAL IS 21.1%

T	\$37,454	\$28,120 / 75.08%	0 / 0%	0 / 0%	0 / 0%	\$28,120 / 75.08%	0 / 0%	0 / 0%
N	0	0 / 0%	0 / 0%	0 / 0%	0 / 0%	0 / 0%	0 / 0%	0 / 0%
S	***	0 / 0%	0 / 0%	0 / 0%	0 / 0%	0 / 0%	0 / 0%	0 / 0%
-TC	0	0 / 0%	0 / 0%	0 / 0%	0 / 0%	0 / 0%	0 / 0%	0 / 0%
-I	0	0 / 0%	0 / 0%	0 / 0%	0 / 0%	0 / 0%	0 / 0%	0 / 0%
	<b>\$37,454</b>	<b>\$28,120 / 75.08%</b>	<b>0 / 0%</b>	<b>0 / 0%</b>	<b>0 / 0%</b>	<b>\$28,120 / 75.08%</b>	<b>0 / 0%</b>	<b>0 / 0%</b>

\*\*\* DOLLARS REPORTED BUT NOT SHOWN IN THESE COLUMNS. T=TREASURY, N=NON-TREASURY, S=SUBCONTRACTOR FUNDS & PROCUREMENT CARD HUB PURCHASES, TC=TERM CONTRACT, I= INTER GOVERNMENT



TEXAS HISTORICALLY UNDERUTILIZED BUSINESS (HUB) SEMI-ANNUAL REPORT RECEIVED FOR FISCAL YEAR 2023

SECTION VII - STATE AGENCY EXPENDITURE DATA

FUND TYPE	TOTAL EXPENDITURE	TOTAL SPENT WITH HUBS AMOUNT / %	BLACK AMOUNT / %	HISPANIC AMOUNT / %	WOMAN AMOUNT / %	ASIAN PACIFIC AMOUNT / %	NATIVE AMERICAN AMOUNT / %	SERVICE-DISABLED VETERAN AMOUNT / %
<b>514 - TEXAS OPTOMETRY BOARD - Statewide Grand Total Expenditures</b>								
T	\$69,500	\$31,600 / 45.47%	0 / 0%	0 / 0%	\$3,480 / 5.01%	\$28,120 / 40.46%	0 / 0%	0 / 0%
N	0	0 / 0%	0 / 0%	0 / 0%	0 / 0%	0 / 0%	0 / 0%	0 / 0%
S	***	0 / 0%	0 / 0%	0 / 0%	0 / 0%	0 / 0%	0 / 0%	0 / 0%
-TC	\$174	0 / 0%	0 / 0%	0 / 0%	0 / 0%	0 / 0%	0 / 0%	0 / 0%
-I	0	0 / 0%	0 / 0%	0 / 0%	0 / 0%	0 / 0%	0 / 0%	0 / 0%
	<b>\$69,326</b>	<b>\$31,600 / 45.47%</b>	<b>0 / 0%</b>	<b>0 / 0%</b>	<b>\$3,480 / 5.01%</b>	<b>\$28,120 / 40.46%</b>	<b>0 / 0%</b>	<b>0 / 0%</b>

\*\*\* DOLLARS REPORTED BUT NOT SHOWN IN THESE COLUMNS. T=TREASURY, N=NON-TREASURY, S=SUBCONTRACTOR FUNDS & PROCUREMENT CARD HUB PURCHASES, TC=TERM CONTRACT, I= INTER GOVERNMENTAL



TEXAS HISTORICALLY UNDERUTILIZED BUSINESS (HUB) SEMI-ANNUAL REPORT RECEIVED FOR FISCAL YEAR 2023

SECTION VII - STATE AGENCY EXPENDITURE DATA

FUND TYPE	TOTAL EXPENDITURE	TOTAL SPENT WITH HUBS AMOUNT / %	BLACK AMOUNT / %	HISPANIC AMOUNT / %	WOMAN AMOUNT / %	ASIAN PACIFIC AMOUNT / %	NATIVE AMERICAN AMOUNT / %	SERVICE-DISABLED VETERAN AMOUNT / %
-----------	-------------------	----------------------------------	------------------	---------------------	------------------	--------------------------	----------------------------	-------------------------------------

515 - TEXAS STATE BOARD OF PHARMACY - HEAVY CONSTRUCTION UNADJUSTED GOAL IS 11.2%

T	0	0 / 0%	0 / 0%	0 / 0%	0 / 0%	0 / 0%	0 / 0%	0 / 0%
N	0	0 / 0%	0 / 0%	0 / 0%	0 / 0%	0 / 0%	0 / 0%	0 / 0%
S	***	0 / 0%	0 / 0%	0 / 0%	0 / 0%	0 / 0%	0 / 0%	0 / 0%
-TC	0	0 / 0%	0 / 0%	0 / 0%	0 / 0%	0 / 0%	0 / 0%	0 / 0%
-I	0	0 / 0%	0 / 0%	0 / 0%	0 / 0%	0 / 0%	0 / 0%	0 / 0%
	<b>0</b>	<b>0 / 0%</b>	<b>0 / 0%</b>	<b>0 / 0%</b>	<b>0 / 0%</b>	<b>0 / 0%</b>	<b>0 / 0%</b>	<b>0 / 0%</b>

515 - TEXAS STATE BOARD OF PHARMACY - BUILDING CONSTRUCTION UNADJUSTED GOAL IS 21.1%

T	0	0 / 0%	0 / 0%	0 / 0%	0 / 0%	0 / 0%	0 / 0%	0 / 0%
N	0	0 / 0%	0 / 0%	0 / 0%	0 / 0%	0 / 0%	0 / 0%	0 / 0%
S	***	0 / 0%	0 / 0%	0 / 0%	0 / 0%	0 / 0%	0 / 0%	0 / 0%
-TC	0	0 / 0%	0 / 0%	0 / 0%	0 / 0%	0 / 0%	0 / 0%	0 / 0%
-I	0	0 / 0%	0 / 0%	0 / 0%	0 / 0%	0 / 0%	0 / 0%	0 / 0%
	<b>0</b>	<b>0 / 0%</b>	<b>0 / 0%</b>	<b>0 / 0%</b>	<b>0 / 0%</b>	<b>0 / 0%</b>	<b>0 / 0%</b>	<b>0 / 0%</b>

515 - TEXAS STATE BOARD OF PHARMACY - SPECIAL TRADE UNADJUSTED GOAL IS 32.9%

T	0	0 / 0%	0 / 0%	0 / 0%	0 / 0%	0 / 0%	0 / 0%	0 / 0%
N	0	0 / 0%	0 / 0%	0 / 0%	0 / 0%	0 / 0%	0 / 0%	0 / 0%
S	***	0 / 0%	0 / 0%	0 / 0%	0 / 0%	0 / 0%	0 / 0%	0 / 0%
-TC	0	0 / 0%	0 / 0%	0 / 0%	0 / 0%	0 / 0%	0 / 0%	0 / 0%
-I	0	0 / 0%	0 / 0%	0 / 0%	0 / 0%	0 / 0%	0 / 0%	0 / 0%
	<b>0</b>	<b>0 / 0%</b>	<b>0 / 0%</b>	<b>0 / 0%</b>	<b>0 / 0%</b>	<b>0 / 0%</b>	<b>0 / 0%</b>	<b>0 / 0%</b>

\*\*\* DOLLARS REPORTED BUT NOT SHOWN IN THESE COLUMNS. T=TREASURY, N=NON-TREASURY, S=SUBCONTRACTOR FUNDS & PROCUREMENT CARD HUB PURCHASES, TC=TERM CONTRACT, I= INTER GOVERNMENT



TEXAS HISTORICALLY UNDERUTILIZED BUSINESS (HUB) SEMI-ANNUAL REPORT RECEIVED FOR FISCAL YEAR 2023

SECTION VII - STATE AGENCY EXPENDITURE DATA

FUND TYPE	TOTAL EXPENDITURE	TOTAL SPENT WITH HUBS AMOUNT / %	BLACK AMOUNT / %	HISPANIC AMOUNT / %	WOMAN AMOUNT / %	ASIAN PACIFIC AMOUNT / %	NATIVE AMERICAN AMOUNT / %	SERVICE-DISABLED VETERAN AMOUNT / %
<b>515 - TEXAS STATE BOARD OF PHARMACY - PROFESSIONAL SERVICES UNADJUSTED GOAL IS 23.7%</b>								
T	\$4,701	\$3,740 / 79.55%	0 / 0%	0 / 0%	\$3,740 / 79.55%	0 / 0%	0 / 0%	0 / 0%
N	0	0 / 0%	0 / 0%	0 / 0%	0 / 0%	0 / 0%	0 / 0%	0 / 0%
S	***	0 / 0%	0 / 0%	0 / 0%	0 / 0%	0 / 0%	0 / 0%	0 / 0%
-TC	0	0 / 0%	0 / 0%	0 / 0%	0 / 0%	0 / 0%	0 / 0%	0 / 0%
-I	0	0 / 0%	0 / 0%	0 / 0%	0 / 0%	0 / 0%	0 / 0%	0 / 0%
	<b>\$4,701</b>	<b>\$3,740 / 79.55%</b>	<b>0 / 0%</b>	<b>0 / 0%</b>	<b>\$3,740 / 79.55%</b>	<b>0 / 0%</b>	<b>0 / 0%</b>	<b>0 / 0%</b>

<b>515 - TEXAS STATE BOARD OF PHARMACY - OTHER SERVICES UNADJUSTED GOAL IS 26%</b>								
T	\$737,664	\$68,989 / 9.35%	0 / 0%	\$5,114 / 0.69%	\$50,380 / 6.83%	\$13,495 / 1.83%	0 / 0%	0 / 0%
N	0	0 / 0%	0 / 0%	0 / 0%	0 / 0%	0 / 0%	0 / 0%	0 / 0%
S	***	0 / 0%	0 / 0%	0 / 0%	0 / 0%	0 / 0%	0 / 0%	0 / 0%
-TC	\$8,965	\$1,868 / 20.83%	0 / 0%	0 / 0%	\$1,868 / 20.83%	0 / 0%	0 / 0%	0 / 0%
-I	0	0 / 0%	0 / 0%	0 / 0%	0 / 0%	0 / 0%	0 / 0%	0 / 0%
	<b>\$728,699</b>	<b>\$67,121 / 30.18%</b>	<b>0 / 0%</b>	<b>\$5,114 / 0.69%</b>	<b>\$48,512 / 27.66%</b>	<b>\$13,495 / 1.83%</b>	<b>0 / 0%</b>	<b>0 / 0%</b>

<b>515 - TEXAS STATE BOARD OF PHARMACY - COMMODITY PURCHASING UNADJUSTED GOAL IS 21.1%</b>								
T	\$283,261	\$190,565 / 67.28%	\$84,011 / 29.66%	\$2,014 / 0.71%	\$82,681 / 29.19%	\$21,860 / 7.72%	0 / 0%	0 / 0%
N	0	0 / 0%	0 / 0%	0 / 0%	0 / 0%	0 / 0%	0 / 0%	0 / 0%
S	***	0 / 0%	0 / 0%	0 / 0%	0 / 0%	0 / 0%	0 / 0%	0 / 0%
-TC	\$56,937	0 / 0%	0 / 0%	0 / 0%	0 / 0%	0 / 0%	0 / 0%	0 / 0%
-I	0	0 / 0%	0 / 0%	0 / 0%	0 / 0%	0 / 0%	0 / 0%	0 / 0%
	<b>\$226,324</b>	<b>\$190,565 / 67.28%</b>	<b>\$84,011 / 29.66%</b>	<b>\$2,014 / 0.71%</b>	<b>\$82,681 / 29.19%</b>	<b>\$21,860 / 7.72%</b>	<b>0 / 0%</b>	<b>0 / 0%</b>

\*\*\* DOLLARS REPORTED BUT NOT SHOWN IN THESE COLUMNS. T=TREASURY, N=NON-TREASURY, S=SUBCONTRACTOR FUNDS & PROCUREMENT CARD HUB PURCHASES, TC=TERM CONTRACT, I= INTER GOVERNMENTAL



TEXAS HISTORICALLY UNDERUTILIZED BUSINESS (HUB) SEMI-ANNUAL REPORT RECEIVED FOR FISCAL YEAR 2023

SECTION VII - STATE AGENCY EXPENDITURE DATA

FUND TYPE	TOTAL EXPENDITURE	TOTAL SPENT WITH HUBS AMOUNT / %	BLACK AMOUNT / %	HISPANIC AMOUNT / %	WOMAN AMOUNT / %	ASIAN PACIFIC AMOUNT / %	NATIVE AMERICAN AMOUNT / %	SERVICE-DISABLED VETERAN AMOUNT / %
<b>515 - TEXAS STATE BOARD OF PHARMACY - Statewide Grand Total Expenditures</b>								
T	\$1,025,626	\$263,294 / 25.67%	\$84,011 / 8.19%	\$7,128 / 0.69%	\$136,800 / 13.34%	\$35,355 / 3.45%	0 / 0%	0 / 0%
N	0	0 / 0%	0 / 0%	0 / 0%	0 / 0%	0 / 0%	0 / 0%	0 / 0%
S	***	0 / 0%	0 / 0%	0 / 0%	0 / 0%	0 / 0%	0 / 0%	0 / 0%
-TC	\$65,902	\$1,868 / 2.83%	0 / 0%	0 / 0%	\$1,868 / 2.83%	0 / 0%	0 / 0%	0 / 0%
-I	0	0 / 0%	0 / 0%	0 / 0%	0 / 0%	0 / 0%	0 / 0%	0 / 0%
	<b>\$959,724</b>	<b>\$261,427 / 28.51%</b>	<b>\$84,011 / 8.19%</b>	<b>\$7,128 / 0.69%</b>	<b>\$134,933 / 16.17%</b>	<b>\$35,355 / 3.45%</b>	<b>0 / 0%</b>	<b>0 / 0%</b>

\*\*\* DOLLARS REPORTED BUT NOT SHOWN IN THESE COLUMNS. T=TREASURY, N=NON-TREASURY, S=SUBCONTRACTOR FUNDS & PROCUREMENT CARD HUB PURCHASES, TC=TERM CONTRACT, I= INTER GOVERNMENT



TEXAS HISTORICALLY UNDERUTILIZED BUSINESS (HUB) SEMI-ANNUAL REPORT RECEIVED FOR FISCAL YEAR 2023

SECTION VII - STATE AGENCY EXPENDITURE DATA

FUND TYPE	TOTAL EXPENDITURE	TOTAL SPENT WITH HUBS AMOUNT / %	BLACK AMOUNT / %	HISPANIC AMOUNT / %	WOMAN AMOUNT / %	ASIAN PACIFIC AMOUNT / %	NATIVE AMERICAN AMOUNT / %	SERVICE-DISABLED VETERAN AMOUNT / %
		0 / 0%	0 / 0%	0 / 0%	0 / 0%	0 / 0%	0 / 0%	0 / 0%
	<b>0</b>	<b>0 / 0%</b>	<b>0 / 0%</b>	<b>0 / 0%</b>	<b>0 / 0%</b>	<b>0 / 0%</b>	<b>0 / 0%</b>	<b>0 / 0%</b>

\*\*\* DOLLARS REPORTED BUT NOT SHOWN IN THESE COLUMNS. T=TREASURY, N=NON-TREASURY, S=SUBCONTRACTOR FUNDS & PROCUREMENT CARD HUB PURCHASES, TC=TERM CONTRACT, I= INTER GOVERNMENTAL



TEXAS HISTORICALLY UNDERUTILIZED BUSINESS (HUB) SEMI-ANNUAL REPORT RECEIVED FOR FISCAL YEAR 2023

SECTION VII - STATE AGENCY EXPENDITURE DATA

FUND TYPE	TOTAL EXPENDITURE	TOTAL SPENT WITH HUBS AMOUNT / %	BLACK AMOUNT / %	HISPANIC AMOUNT / %	WOMAN AMOUNT / %	ASIAN PACIFIC AMOUNT / %	NATIVE AMERICAN AMOUNT / %	SERVICE-DISABLED VETERAN AMOUNT / %
<b>529 - HEALTH &amp; HUMAN SERVICES COMMISSION - HEAVY CONSTRUCTION UNADJUSTED GOAL IS 11.2%</b>								
T	\$148,403	\$26,464 / 17.83%	0 / 0%	\$30,278 / 20.40%	-\$3,814 / -2.57%	0 / 0%	0 / 0%	0 / 0%
N	0	0 / 0%	0 / 0%	0 / 0%	0 / 0%	0 / 0%	0 / 0%	0 / 0%
S	***	\$665 / 0.45%	0 / 0%	0 / 0%	\$665 / 0.45%	0 / 0%	0 / 0%	0 / 0%
-TC	0	0 / 0%	0 / 0%	0 / 0%	0 / 0%	0 / 0%	0 / 0%	0 / 0%
-I	\$102	0 / 0%	0 / 0%	0 / 0%	0 / 0%	0 / 0%	0 / 0%	0 / 0%
	<b>\$148,301</b>	<b>\$27,129 / 18.28%</b>	<b>0 / 0%</b>	<b>\$30,278 / 20.40%</b>	<b>-\$3,149 / -2.12%</b>	<b>0 / 0%</b>	<b>0 / 0%</b>	<b>0 / 0%</b>

<b>529 - HEALTH &amp; HUMAN SERVICES COMMISSION - BUILDING CONSTRUCTION UNADJUSTED GOAL IS 21.1%</b>								
T	\$58,401,336	\$6,146,453 / 10.52%	0 / 0%	\$2,206,415 / 3.78%	\$3,691,531 / 6.32%	\$214,268 / 0.37%	\$34,239 / 0.06%	0 / 0%
N	0	0 / 0%	0 / 0%	0 / 0%	0 / 0%	0 / 0%	0 / 0%	0 / 0%
S	***	\$2,484,482 / 4.25%	\$96,635 / 0.17%	\$1,038,159 / 1.78%	\$1,318,420 / 2.26%	\$27,768 / 0.05%	0 / 0%	\$3,500 / 0.01%
-TC	0	0 / 0%	0 / 0%	0 / 0%	0 / 0%	0 / 0%	0 / 0%	0 / 0%
-I	0	0 / 0%	0 / 0%	0 / 0%	0 / 0%	0 / 0%	0 / 0%	0 / 0%
	<b>\$58,401,336</b>	<b>\$8,630,935 / 14.78%</b>	<b>\$96,635 / 0.17%</b>	<b>\$3,244,574 / 5.56%</b>	<b>\$5,009,951 / 8.58%</b>	<b>\$242,036 / 0.41%</b>	<b>\$34,239 / 0.06%</b>	<b>\$3,500 / 0.01%</b>

<b>529 - HEALTH &amp; HUMAN SERVICES COMMISSION - SPECIAL TRADE UNADJUSTED GOAL IS 32.9%</b>								
T	\$6,500,328	\$1,222,647 / 18.81%	\$259,789 / 4.00%	\$641,159 / 9.86%	\$219,532 / 3.38%	\$92,334 / 1.42%	\$4,883 / 0.08%	\$4,950 / 0.08%
N	0	0 / 0%	0 / 0%	0 / 0%	0 / 0%	0 / 0%	0 / 0%	0 / 0%
S	***	\$12,084 / 0.21%	0 / 0%	0 / 0%	\$12,084 / 0.21%	0 / 0%	0 / 0%	0 / 0%
-TC	\$1,875	0 / 0%	0 / 0%	0 / 0%	0 / 0%	0 / 0%	0 / 0%	0 / 0%
-I	0	0 / 0%	0 / 0%	0 / 0%	0 / 0%	0 / 0%	0 / 0%	0 / 0%
	<b>\$6,498,453</b>	<b>\$1,234,731 / 19.02%</b>	<b>\$259,789 / 4.00%</b>	<b>\$641,159 / 9.86%</b>	<b>\$231,616 / 3.58%</b>	<b>\$92,334 / 1.42%</b>	<b>\$4,883 / 0.08%</b>	<b>\$4,950 / 0.08%</b>

\*\*\* DOLLARS REPORTED BUT NOT SHOWN IN THESE COLUMNS. T=TREASURY, N=NON-TREASURY, S=SUBCONTRACTOR FUNDS & PROCUREMENT CARD HUB PURCHASES, TC=TERM CONTRACT, I= INTER GOVERNMENT





TEXAS HISTORICALLY UNDERUTILIZED BUSINESS (HUB) SEMI-ANNUAL REPORT RECEIVED FOR FISCAL YEAR 2023

SECTION VII - STATE AGENCY EXPENDITURE DATA

FUND TYPE	TOTAL EXPENDITURE	TOTAL SPENT WITH HUBS AMOUNT / %	BLACK AMOUNT / %	HISPANIC AMOUNT / %	WOMAN AMOUNT / %	ASIAN PACIFIC AMOUNT / %	NATIVE AMERICAN AMOUNT / %	SERVICE-DISABLED VETERAN AMOUNT / %
<b>529 - HEALTH &amp; HUMAN SERVICES COMMISSION - PROFESSIONAL SERVICES UNADJUSTED GOAL IS 23.7%</b>								
T	\$57,076,437	\$2,381,645 / 4.17%	\$1,274,404 / 2.23%	\$65,169 / 0.11%	\$1,005,152 / 1.76%	\$36,920 / 0.06%	0 / 0%	0 / 0%
N	0	0 / 0%	0 / 0%	0 / 0%	0 / 0%	0 / 0%	0 / 0%	0 / 0%
S	***	\$58,436 / 0.13%	0 / 0%	\$3,452 / 0.01%	0 / 0%	\$54,984 / 0.12%	0 / 0%	0 / 0%
-TC	\$162,971	0 / 0%	0 / 0%	0 / 0%	0 / 0%	0 / 0%	0 / 0%	0 / 0%
-I	\$5,731,417	0 / 0%	0 / 0%	0 / 0%	0 / 0%	0 / 0%	0 / 0%	0 / 0%
	<b>\$51,182,048</b>	<b>\$2,440,081 / 4.30%</b>	<b>\$1,274,404 / 2.23%</b>	<b>\$68,621 / 0.12%</b>	<b>\$1,005,152 / 1.76%</b>	<b>\$91,904 / 0.19%</b>	<b>0 / 0%</b>	<b>0 / 0%</b>
<b>529 - HEALTH &amp; HUMAN SERVICES COMMISSION - OTHER SERVICES UNADJUSTED GOAL IS 26%</b>								
T	\$628,295,259	\$60,366,270 / 9.61%	\$1,834,969 / 0.29%	\$5,167,166 / 0.82%	\$34,970,490 / 5.57%	\$17,624,547 / 2.81%	\$503,034 / 0.08%	\$266,064 / 0.04%
N	0	0 / 0%	0 / 0%	0 / 0%	0 / 0%	0 / 0%	0 / 0%	0 / 0%
S	***	\$27,903,647 / 5.85%	\$2,106,013 / 0.44%	\$10,933,841 / 2.29%	\$13,464,403 / 2.82%	\$921,289 / 0.19%	\$243,493 / 0.05%	\$234,608 / 0.05%
-TC	\$554,643	\$2,040 / 0.37%	0 / 0%	0 / 0%	\$2,040 / 0.37%	0 / 0%	0 / 0%	0 / 0%
-I	\$69,221,767	0 / 0%	0 / 0%	0 / 0%	0 / 0%	0 / 0%	0 / 0%	0 / 0%
	<b>\$558,518,850</b>	<b>\$88,267,878 / 15.83%</b>	<b>\$3,940,982 / 0.73%</b>	<b>\$16,101,008 / 3.12%</b>	<b>\$48,432,853 / 8.76%</b>	<b>\$18,545,836 / 3.00%</b>	<b>\$746,527 / 0.13%</b>	<b>\$500,672 / 0.09%</b>
<b>529 - HEALTH &amp; HUMAN SERVICES COMMISSION - COMMODITY PURCHASING UNADJUSTED GOAL IS 21.1%</b>								
T	\$99,508,479	\$19,034,232 / 19.13%	\$239,760 / 0.24%	\$613,495 / 0.62%	\$10,943,021 / 11.00%	\$7,225,154 / 7.26%	0 / 0%	\$12,802 / 0.01%
N	0	0 / 0%	0 / 0%	0 / 0%	0 / 0%	0 / 0%	0 / 0%	0 / 0%
S	***	\$31,258 / 0.06%	\$55 / 0.00%	\$876 / 0.00%	\$30,327 / 0.06%	0 / 0%	0 / 0%	0 / 0%
-TC	\$3,991,331	\$47,032 / 1.18%	0 / 0%	0 / 0%	\$46,579 / 1.17%	\$453 / 0.01%	0 / 0%	0 / 0%
-I	\$507,709	0 / 0%	0 / 0%	0 / 0%	0 / 0%	0 / 0%	0 / 0%	0 / 0%
	<b>\$95,009,439</b>	<b>\$19,018,458 / 20.36%</b>	<b>\$239,815 / 0.24%</b>	<b>\$614,371 / 0.62%</b>	<b>\$10,926,769 / 12.22%</b>	<b>\$7,224,700 / 7.27%</b>	<b>0 / 0%</b>	<b>\$12,802 / 0.01%</b>

\*\*\* DOLLARS REPORTED BUT NOT SHOWN IN THESE COLUMNS. T=TREASURY, N=NON-TREASURY, S=SUBCONTRACTOR FUNDS & PROCUREMENT CARD HUB PURCHASES, TC=TERM CONTRACT, I= INTER GOVERNMENTAL



TEXAS HISTORICALLY UNDERUTILIZED BUSINESS (HUB) SEMI-ANNUAL REPORT RECEIVED FOR FISCAL YEAR 2023

SECTION VII - STATE AGENCY EXPENDITURE DATA

FUND TYPE	TOTAL EXPENDITURE	TOTAL SPENT WITH HUBS AMOUNT / %	BLACK AMOUNT / %	HISPANIC AMOUNT / %	WOMAN AMOUNT / %	ASIAN PACIFIC AMOUNT / %	NATIVE AMERICAN AMOUNT / %	SERVICE-DISABLED VETERAN AMOUNT / %
<b>529 - HEALTH &amp; HUMAN SERVICES COMMISSION - Statewide Grand Total Expenditures</b>								
T	\$849,930,241	\$89,177,712 / 10.49%	\$3,608,922 / 0.42%	\$8,723,683 / 1.03%	\$50,825,912 / 5.98%	\$25,193,222 / 2.96%	\$542,155 / 0.06%	\$283,817 / 0.03%
N	0	0 / 0%	0 / 0%	0 / 0%	0 / 0%	0 / 0%	0 / 0%	0 / 0%
S	***	\$30,490,572 / 4.76%	\$2,202,703 / 0.34%	\$11,976,329 / 1.87%	\$14,825,899 / 2.31%	\$1,004,041 / 0.16%	\$243,493 / 0.04%	\$238,108 / 0.04%
-TC	\$4,710,820	\$49,072 / 1.04%	0 / 0%	0 / 0%	\$48,619 / 1.03%	\$453 / 0.01%	0 / 0%	0 / 0%
-I	\$75,460,995	0 / 0%	0 / 0%	0 / 0%	0 / 0%	0 / 0%	0 / 0%	0 / 0%
	<b>\$769,758,427</b>	<b>\$119,619,212 / 16.29%</b>	<b>\$5,811,625 / 0.77%</b>	<b>\$20,700,012 / 2.90%</b>	<b>\$65,603,192 / 9.33%</b>	<b>\$26,196,810 / 3.13%</b>	<b>\$785,648 / 0.10%</b>	<b>\$521,925 / 0.07%</b>

\*\*\* DOLLARS REPORTED BUT NOT SHOWN IN THESE COLUMNS. T=TREASURY, N=NON-TREASURY, S=SUBCONTRACTOR FUNDS & PROCUREMENT CARD HUB PURCHASES, TC=TERM CONTRACT, I= INTER GOVERNMENTAL



TEXAS HISTORICALLY UNDERUTILIZED BUSINESS (HUB) SEMI-ANNUAL REPORT RECEIVED FOR FISCAL YEAR 2023

SECTION VII - STATE AGENCY EXPENDITURE DATA

FUND TYPE	TOTAL EXPENDITURE	TOTAL SPENT WITH HUBS AMOUNT / %	BLACK AMOUNT / %	HISPANIC AMOUNT / %	WOMAN AMOUNT / %	ASIAN PACIFIC AMOUNT / %	NATIVE AMERICAN AMOUNT / %	SERVICE-DISABLED VETERAN AMOUNT / %
-----------	-------------------	----------------------------------	------------------	---------------------	------------------	--------------------------	----------------------------	-------------------------------------

530 - DEPT FAMILY AND PROTECTIVE SERVICES - HEAVY CONSTRUCTION UNADJUSTED GOAL IS 11.2%

T	0	0 / 0%	0 / 0%	0 / 0%	0 / 0%	0 / 0%	0 / 0%	0 / 0%
N	0	0 / 0%	0 / 0%	0 / 0%	0 / 0%	0 / 0%	0 / 0%	0 / 0%
S	***	0 / 0%	0 / 0%	0 / 0%	0 / 0%	0 / 0%	0 / 0%	0 / 0%
-TC	0	0 / 0%	0 / 0%	0 / 0%	0 / 0%	0 / 0%	0 / 0%	0 / 0%
-I	0	0 / 0%	0 / 0%	0 / 0%	0 / 0%	0 / 0%	0 / 0%	0 / 0%
	<b>0</b>	<b>0 / 0%</b>	<b>0 / 0%</b>	<b>0 / 0%</b>	<b>0 / 0%</b>	<b>0 / 0%</b>	<b>0 / 0%</b>	<b>0 / 0%</b>

530 - DEPT FAMILY AND PROTECTIVE SERVICES - BUILDING CONSTRUCTION UNADJUSTED GOAL IS 21.1%

T	0	0 / 0%	0 / 0%	0 / 0%	0 / 0%	0 / 0%	0 / 0%	0 / 0%
N	0	0 / 0%	0 / 0%	0 / 0%	0 / 0%	0 / 0%	0 / 0%	0 / 0%
S	***	0 / 0%	0 / 0%	0 / 0%	0 / 0%	0 / 0%	0 / 0%	0 / 0%
-TC	0	0 / 0%	0 / 0%	0 / 0%	0 / 0%	0 / 0%	0 / 0%	0 / 0%
-I	0	0 / 0%	0 / 0%	0 / 0%	0 / 0%	0 / 0%	0 / 0%	0 / 0%
	<b>0</b>	<b>0 / 0%</b>	<b>0 / 0%</b>	<b>0 / 0%</b>	<b>0 / 0%</b>	<b>0 / 0%</b>	<b>0 / 0%</b>	<b>0 / 0%</b>

530 - DEPT FAMILY AND PROTECTIVE SERVICES - SPECIAL TRADE UNADJUSTED GOAL IS 32.9%

T	\$13,046	\$174 / 1.34%	0 / 0%	0 / 0%	\$174 / 1.34%	0 / 0%	0 / 0%	0 / 0%
N	0	0 / 0%	0 / 0%	0 / 0%	0 / 0%	0 / 0%	0 / 0%	0 / 0%
S	***	0 / 0%	0 / 0%	0 / 0%	0 / 0%	0 / 0%	0 / 0%	0 / 0%
-TC	0	0 / 0%	0 / 0%	0 / 0%	0 / 0%	0 / 0%	0 / 0%	0 / 0%
-I	0	0 / 0%	0 / 0%	0 / 0%	0 / 0%	0 / 0%	0 / 0%	0 / 0%
	<b>\$13,046</b>	<b>\$174 / 1.34%</b>	<b>0 / 0%</b>	<b>0 / 0%</b>	<b>\$174 / 1.34%</b>	<b>0 / 0%</b>	<b>0 / 0%</b>	<b>0 / 0%</b>

\*\*\* DOLLARS REPORTED BUT NOT SHOWN IN THESE COLUMNS. T=TREASURY, N=NON-TREASURY, S=SUBCONTRACTOR FUNDS & PROCUREMENT CARD HUB PURCHASES, TC=TERM CONTRACT, I= INTER GOVERNMENTAL



TEXAS HISTORICALLY UNDERUTILIZED BUSINESS (HUB) SEMI-ANNUAL REPORT RECEIVED FOR FISCAL YEAR 2023

SECTION VII - STATE AGENCY EXPENDITURE DATA

FUND TYPE	TOTAL EXPENDITURE	TOTAL SPENT WITH HUBS AMOUNT / %	BLACK AMOUNT / %	HISPANIC AMOUNT / %	WOMAN AMOUNT / %	ASIAN PACIFIC AMOUNT / %	NATIVE AMERICAN AMOUNT / %	SERVICE-DISABLED VETERAN AMOUNT / %
<b>530 - DEPT FAMILY AND PROTECTIVE SERVICES - PROFESSIONAL SERVICES UNADJUSTED GOAL IS 23.7%</b>								
T	\$1,340,965	0 / 0%	0 / 0%	0 / 0%	0 / 0%	0 / 0%	0 / 0%	0 / 0%
N	0	0 / 0%	0 / 0%	0 / 0%	0 / 0%	0 / 0%	0 / 0%	0 / 0%
S	***	0 / 0%	0 / 0%	0 / 0%	0 / 0%	0 / 0%	0 / 0%	0 / 0%
-TC	0	0 / 0%	0 / 0%	0 / 0%	0 / 0%	0 / 0%	0 / 0%	0 / 0%
-I	\$1,154,269	0 / 0%	0 / 0%	0 / 0%	0 / 0%	0 / 0%	0 / 0%	0 / 0%
	<b>\$186,697</b>	<b>0 / 0%</b>	<b>0 / 0%</b>	<b>0 / 0%</b>	<b>0 / 0%</b>	<b>0 / 0%</b>	<b>0 / 0%</b>	<b>0 / 0%</b>

<b>530 - DEPT FAMILY AND PROTECTIVE SERVICES - OTHER SERVICES UNADJUSTED GOAL IS 26%</b>								
T	\$56,467,177	\$14,410,805 / 25.52%	\$128,558 / 0.23%	\$1,325,752 / 2.35%	\$3,696,839 / 6.55%	\$9,258,360 / 16.40%	0 / 0%	\$1,296 / 0.00%
N	0	0 / 0%	0 / 0%	0 / 0%	0 / 0%	0 / 0%	0 / 0%	0 / 0%
S	***	\$376,680 / 1.30%	0 / 0%	\$245,400 / 0.85%	0 / 0%	\$131,280 / 0.45%	0 / 0%	0 / 0%
-TC	\$131,624	0 / 0%	0 / 0%	0 / 0%	0 / 0%	0 / 0%	0 / 0%	0 / 0%
-I	\$1,734,995	0 / 0%	0 / 0%	0 / 0%	0 / 0%	0 / 0%	0 / 0%	0 / 0%
	<b>\$54,600,557</b>	<b>\$14,787,485 / 26.82%</b>	<b>\$128,558 / 0.23%</b>	<b>\$1,571,152 / 3.20%</b>	<b>\$3,696,839 / 6.55%</b>	<b>\$9,389,640 / 16.85%</b>	<b>0 / 0%</b>	<b>\$1,296 / 0.00%</b>

<b>530 - DEPT FAMILY AND PROTECTIVE SERVICES - COMMODITY PURCHASING UNADJUSTED GOAL IS 21.1%</b>								
T	\$4,409,094	\$1,405,861 / 31.89%	\$3,400 / 0.08%	\$127 / 0.00%	\$254,588 / 5.77%	\$1,147,746 / 26.03%	0 / 0%	0 / 0%
N	0	0 / 0%	0 / 0%	0 / 0%	0 / 0%	0 / 0%	0 / 0%	0 / 0%
S	***	0 / 0%	0 / 0%	0 / 0%	0 / 0%	0 / 0%	0 / 0%	0 / 0%
-TC	\$56,584	\$11,042 / 19.51%	0 / 0%	0 / 0%	\$33 / 0.06%	\$11,008 / 19.45%	0 / 0%	0 / 0%
-I	\$2,250	0 / 0%	0 / 0%	0 / 0%	0 / 0%	0 / 0%	0 / 0%	0 / 0%
	<b>\$4,350,260</b>	<b>\$1,394,819 / 51.40%</b>	<b>\$3,400 / 0.08%</b>	<b>\$127 / 0.00%</b>	<b>\$254,554 / 5.83%</b>	<b>\$1,136,737 / 45.49%</b>	<b>0 / 0%</b>	<b>0 / 0%</b>

\*\*\* DOLLARS REPORTED BUT NOT SHOWN IN THESE COLUMNS. T=TREASURY, N=NON-TREASURY, S=SUBCONTRACTOR FUNDS & PROCUREMENT CARD HUB PURCHASES, TC=TERM CONTRACT, I= INTER GOVERNMENT



TEXAS HISTORICALLY UNDERUTILIZED BUSINESS (HUB) SEMI-ANNUAL REPORT RECEIVED FOR FISCAL YEAR 2023

SECTION VII - STATE AGENCY EXPENDITURE DATA

FUND TYPE	TOTAL EXPENDITURE	TOTAL SPENT WITH HUBS AMOUNT / %	BLACK AMOUNT / %	HISPANIC AMOUNT / %	WOMAN AMOUNT / %	ASIAN PACIFIC AMOUNT / %	NATIVE AMERICAN AMOUNT / %	SERVICE-DISABLED VETERAN AMOUNT / %
<b>530 - DEPT FAMILY AND PROTECTIVE SERVICES - Statewide Grand Total Expenditures</b>								
T	\$62,230,282	\$15,816,840 / 25.42%	\$131,958 / 0.21%	\$1,325,880 / 2.13%	\$3,951,601 / 6.35%	\$10,406,106 / 16.72%	0 / 0%	\$1,296 / 0.00%
N	0	0 / 0%	0 / 0%	0 / 0%	0 / 0%	0 / 0%	0 / 0%	0 / 0%
S	***	\$376,680 / 1.30%	0 / 0%	\$245,400 / 0.85%	0 / 0%	\$131,280 / 0.45%	0 / 0%	0 / 0%
-TC	\$188,208	\$11,042 / 5.87%	0 / 0%	0 / 0%	\$33 / 0.02%	\$11,008 / 5.85%	0 / 0%	0 / 0%
-I	\$2,891,514	0 / 0%	0 / 0%	0 / 0%	0 / 0%	0 / 0%	0 / 0%	0 / 0%
	<b>\$59,150,560</b>	<b>\$16,182,478 / 32.59%</b>	<b>\$131,958 / 0.21%</b>	<b>\$1,571,280 / 2.98%</b>	<b>\$3,951,568 / 6.37%</b>	<b>\$10,526,377 / 23.03%</b>	<b>0 / 0%</b>	<b>\$1,296 / 0.00%</b>

\*\*\* DOLLARS REPORTED BUT NOT SHOWN IN THESE COLUMNS. T=TREASURY, N=NON-TREASURY, S=SUBCONTRACTOR FUNDS & PROCUREMENT CARD HUB PURCHASES, TC=TERM CONTRACT, I= INTER GOVERNMENTAL



TEXAS HISTORICALLY UNDERUTILIZED BUSINESS (HUB) SEMI-ANNUAL REPORT RECEIVED FOR FISCAL YEAR 2023

SECTION VII - STATE AGENCY EXPENDITURE DATA

FUND TYPE	TOTAL EXPENDITURE	TOTAL SPENT WITH HUBS AMOUNT / %	BLACK AMOUNT / %	HISPANIC AMOUNT / %	WOMAN AMOUNT / %	ASIAN PACIFIC AMOUNT / %	NATIVE AMERICAN AMOUNT / %	SERVICE-DISABLED VETERAN AMOUNT / %
<b>533 - EXEC CNCL OF PHYSICAL &amp; OCC THERAPY - HEAVY CONSTRUCTION UNADJUSTED GOAL IS 11.2%</b>								
T	0	0 / 0%	0 / 0%	0 / 0%	0 / 0%	0 / 0%	0 / 0%	0 / 0%
N	0	0 / 0%	0 / 0%	0 / 0%	0 / 0%	0 / 0%	0 / 0%	0 / 0%
S	***	0 / 0%	0 / 0%	0 / 0%	0 / 0%	0 / 0%	0 / 0%	0 / 0%
-TC	0	0 / 0%	0 / 0%	0 / 0%	0 / 0%	0 / 0%	0 / 0%	0 / 0%
-I	0	0 / 0%	0 / 0%	0 / 0%	0 / 0%	0 / 0%	0 / 0%	0 / 0%
	<b>0</b>	<b>0 / 0%</b>	<b>0 / 0%</b>	<b>0 / 0%</b>	<b>0 / 0%</b>	<b>0 / 0%</b>	<b>0 / 0%</b>	<b>0 / 0%</b>

<b>533 - EXEC CNCL OF PHYSICAL &amp; OCC THERAPY - BUILDING CONSTRUCTION UNADJUSTED GOAL IS 21.1%</b>								
T	0	0 / 0%	0 / 0%	0 / 0%	0 / 0%	0 / 0%	0 / 0%	0 / 0%
N	0	0 / 0%	0 / 0%	0 / 0%	0 / 0%	0 / 0%	0 / 0%	0 / 0%
S	***	0 / 0%	0 / 0%	0 / 0%	0 / 0%	0 / 0%	0 / 0%	0 / 0%
-TC	0	0 / 0%	0 / 0%	0 / 0%	0 / 0%	0 / 0%	0 / 0%	0 / 0%
-I	0	0 / 0%	0 / 0%	0 / 0%	0 / 0%	0 / 0%	0 / 0%	0 / 0%
	<b>0</b>	<b>0 / 0%</b>	<b>0 / 0%</b>	<b>0 / 0%</b>	<b>0 / 0%</b>	<b>0 / 0%</b>	<b>0 / 0%</b>	<b>0 / 0%</b>

<b>533 - EXEC CNCL OF PHYSICAL &amp; OCC THERAPY - SPECIAL TRADE UNADJUSTED GOAL IS 32.9%</b>								
T	0	0 / 0%	0 / 0%	0 / 0%	0 / 0%	0 / 0%	0 / 0%	0 / 0%
N	0	0 / 0%	0 / 0%	0 / 0%	0 / 0%	0 / 0%	0 / 0%	0 / 0%
S	***	0 / 0%	0 / 0%	0 / 0%	0 / 0%	0 / 0%	0 / 0%	0 / 0%
-TC	0	0 / 0%	0 / 0%	0 / 0%	0 / 0%	0 / 0%	0 / 0%	0 / 0%
-I	0	0 / 0%	0 / 0%	0 / 0%	0 / 0%	0 / 0%	0 / 0%	0 / 0%
	<b>0</b>	<b>0 / 0%</b>	<b>0 / 0%</b>	<b>0 / 0%</b>	<b>0 / 0%</b>	<b>0 / 0%</b>	<b>0 / 0%</b>	<b>0 / 0%</b>

\*\*\* DOLLARS REPORTED BUT NOT SHOWN IN THESE COLUMNS. T=TREASURY, N=NON-TREASURY, S=SUBCONTRACTOR FUNDS & PROCUREMENT CARD HUB PURCHASES, TC=TERM CONTRACT, I= INTER GOVERNMENT



TEXAS HISTORICALLY UNDERUTILIZED BUSINESS (HUB) SEMI-ANNUAL REPORT RECEIVED FOR FISCAL YEAR 2023

SECTION VII - STATE AGENCY EXPENDITURE DATA

FUND TYPE	TOTAL EXPENDITURE	TOTAL SPENT WITH HUBS AMOUNT / %	BLACK AMOUNT / %	HISPANIC AMOUNT / %	WOMAN AMOUNT / %	ASIAN PACIFIC AMOUNT / %	NATIVE AMERICAN AMOUNT / %	SERVICE-DISABLED VETERAN AMOUNT / %
-----------	-------------------	----------------------------------	------------------	---------------------	------------------	--------------------------	----------------------------	-------------------------------------

533 - EXEC CNCL OF PHYSICAL & OCC THERAPY - PROFESSIONAL SERVICES UNADJUSTED GOAL IS 23.7%

T	0	0 / 0%	0 / 0%	0 / 0%	0 / 0%	0 / 0%	0 / 0%	0 / 0%
N	0	0 / 0%	0 / 0%	0 / 0%	0 / 0%	0 / 0%	0 / 0%	0 / 0%
S	***	0 / 0%	0 / 0%	0 / 0%	0 / 0%	0 / 0%	0 / 0%	0 / 0%
-TC	0	0 / 0%	0 / 0%	0 / 0%	0 / 0%	0 / 0%	0 / 0%	0 / 0%
-I	0	0 / 0%	0 / 0%	0 / 0%	0 / 0%	0 / 0%	0 / 0%	0 / 0%
	<b>0</b>	<b>0 / 0%</b>	<b>0 / 0%</b>	<b>0 / 0%</b>	<b>0 / 0%</b>	<b>0 / 0%</b>	<b>0 / 0%</b>	<b>0 / 0%</b>

533 - EXEC CNCL OF PHYSICAL & OCC THERAPY - OTHER SERVICES UNADJUSTED GOAL IS 26%

T	\$4,312	0 / 0%	0 / 0%	0 / 0%	0 / 0%	0 / 0%	0 / 0%	0 / 0%
N	0	0 / 0%	0 / 0%	0 / 0%	0 / 0%	0 / 0%	0 / 0%	0 / 0%
S	***	0 / 0%	0 / 0%	0 / 0%	0 / 0%	0 / 0%	0 / 0%	0 / 0%
-TC	\$783	0 / 0%	0 / 0%	0 / 0%	0 / 0%	0 / 0%	0 / 0%	0 / 0%
-I	\$800	0 / 0%	0 / 0%	0 / 0%	0 / 0%	0 / 0%	0 / 0%	0 / 0%
	<b>\$2,729</b>	<b>0 / 0%</b>	<b>0 / 0%</b>	<b>0 / 0%</b>	<b>0 / 0%</b>	<b>0 / 0%</b>	<b>0 / 0%</b>	<b>0 / 0%</b>

533 - EXEC CNCL OF PHYSICAL & OCC THERAPY - COMMODITY PURCHASING UNADJUSTED GOAL IS 21.1%

T	\$30,469	\$23,920 / 78.51%	0 / 0%	0 / 0%	\$3,169 / 10.40%	\$20,751 / 68.10%	0 / 0%	0 / 0%
N	0	0 / 0%	0 / 0%	0 / 0%	0 / 0%	0 / 0%	0 / 0%	0 / 0%
S	***	0 / 0%	0 / 0%	0 / 0%	0 / 0%	0 / 0%	0 / 0%	0 / 0%
-TC	0	0 / 0%	0 / 0%	0 / 0%	0 / 0%	0 / 0%	0 / 0%	0 / 0%
-I	0	0 / 0%	0 / 0%	0 / 0%	0 / 0%	0 / 0%	0 / 0%	0 / 0%
	<b>\$30,469</b>	<b>\$23,920 / 78.51%</b>	<b>0 / 0%</b>	<b>0 / 0%</b>	<b>\$3,169 / 10.40%</b>	<b>\$20,751 / 68.10%</b>	<b>0 / 0%</b>	<b>0 / 0%</b>

\*\*\* DOLLARS REPORTED BUT NOT SHOWN IN THESE COLUMNS. T=TREASURY, N=NON-TREASURY, S=SUBCONTRACTOR FUNDS & PROCUREMENT CARD HUB PURCHASES, TC=TERM CONTRACT, I= INTER GOVERNMENTAL



TEXAS HISTORICALLY UNDERUTILIZED BUSINESS (HUB) SEMI-ANNUAL REPORT RECEIVED FOR FISCAL YEAR 2023

SECTION VII - STATE AGENCY EXPENDITURE DATA

FUND TYPE	TOTAL EXPENDITURE	TOTAL SPENT WITH HUBS AMOUNT / %	BLACK AMOUNT / %	HISPANIC AMOUNT / %	WOMAN AMOUNT / %	ASIAN PACIFIC AMOUNT / %	NATIVE AMERICAN AMOUNT / %	SERVICE-DISABLED VETERAN AMOUNT / %
<b>533 - EXEC CNCL OF PHYSICAL &amp; OCC THERAPY - Statewide Grand Total Expenditures</b>								
T	\$34,782	\$23,920 / 68.77%	0 / 0%	0 / 0%	\$3,169 / 9.11%	\$20,751 / 59.66%	0 / 0%	0 / 0%
N	0	0 / 0%	0 / 0%	0 / 0%	0 / 0%	0 / 0%	0 / 0%	0 / 0%
S	***	0 / 0%	0 / 0%	0 / 0%	0 / 0%	0 / 0%	0 / 0%	0 / 0%
-TC	\$783	0 / 0%	0 / 0%	0 / 0%	0 / 0%	0 / 0%	0 / 0%	0 / 0%
-I	\$800	0 / 0%	0 / 0%	0 / 0%	0 / 0%	0 / 0%	0 / 0%	0 / 0%
	<b>\$33,198</b>	<b>\$23,920 / 68.77%</b>	<b>0 / 0%</b>	<b>0 / 0%</b>	<b>\$3,169 / 9.11%</b>	<b>\$20,751 / 59.66%</b>	<b>0 / 0%</b>	<b>0 / 0%</b>

\*\*\* DOLLARS REPORTED BUT NOT SHOWN IN THESE COLUMNS. T=TREASURY, N=NON-TREASURY, S=SUBCONTRACTOR FUNDS & PROCUREMENT CARD HUB PURCHASES, TC=TERM CONTRACT, I= INTER GOVERNMENTAL





TEXAS HISTORICALLY UNDERUTILIZED BUSINESS (HUB) SEMI-ANNUAL REPORT RECEIVED FOR FISCAL YEAR 2023

SECTION VII - STATE AGENCY EXPENDITURE DATA

FUND TYPE	TOTAL EXPENDITURE	TOTAL SPENT WITH HUBS AMOUNT / %	BLACK AMOUNT / %	HISPANIC AMOUNT / %	WOMAN AMOUNT / %	ASIAN PACIFIC AMOUNT / %	NATIVE AMERICAN AMOUNT / %	SERVICE-DISABLED VETERAN AMOUNT / %
-----------	-------------------	----------------------------------	------------------	---------------------	------------------	--------------------------	----------------------------	-------------------------------------

535 - TX LOW LEVEL RADIOACTIVE WASTE COMM - HEAVY CONSTRUCTION UNADJUSTED GOAL IS 11.2%

T	0	0 / 0%	0 / 0%	0 / 0%	0 / 0%	0 / 0%	0 / 0%	0 / 0%
N	0	0 / 0%	0 / 0%	0 / 0%	0 / 0%	0 / 0%	0 / 0%	0 / 0%
S	***	0 / 0%	0 / 0%	0 / 0%	0 / 0%	0 / 0%	0 / 0%	0 / 0%
-TC	0	0 / 0%	0 / 0%	0 / 0%	0 / 0%	0 / 0%	0 / 0%	0 / 0%
-I	0	0 / 0%	0 / 0%	0 / 0%	0 / 0%	0 / 0%	0 / 0%	0 / 0%
	<b>0</b>	<b>0 / 0%</b>	<b>0 / 0%</b>	<b>0 / 0%</b>	<b>0 / 0%</b>	<b>0 / 0%</b>	<b>0 / 0%</b>	<b>0 / 0%</b>

535 - TX LOW LEVEL RADIOACTIVE WASTE COMM - BUILDING CONSTRUCTION UNADJUSTED GOAL IS 21.1%

T	0	0 / 0%	0 / 0%	0 / 0%	0 / 0%	0 / 0%	0 / 0%	0 / 0%
N	0	0 / 0%	0 / 0%	0 / 0%	0 / 0%	0 / 0%	0 / 0%	0 / 0%
S	***	0 / 0%	0 / 0%	0 / 0%	0 / 0%	0 / 0%	0 / 0%	0 / 0%
-TC	0	0 / 0%	0 / 0%	0 / 0%	0 / 0%	0 / 0%	0 / 0%	0 / 0%
-I	0	0 / 0%	0 / 0%	0 / 0%	0 / 0%	0 / 0%	0 / 0%	0 / 0%
	<b>0</b>	<b>0 / 0%</b>	<b>0 / 0%</b>	<b>0 / 0%</b>	<b>0 / 0%</b>	<b>0 / 0%</b>	<b>0 / 0%</b>	<b>0 / 0%</b>

535 - TX LOW LEVEL RADIOACTIVE WASTE COMM - SPECIAL TRADE UNADJUSTED GOAL IS 32.9%

T	0	0 / 0%	0 / 0%	0 / 0%	0 / 0%	0 / 0%	0 / 0%	0 / 0%
N	0	0 / 0%	0 / 0%	0 / 0%	0 / 0%	0 / 0%	0 / 0%	0 / 0%
S	***	0 / 0%	0 / 0%	0 / 0%	0 / 0%	0 / 0%	0 / 0%	0 / 0%
-TC	0	0 / 0%	0 / 0%	0 / 0%	0 / 0%	0 / 0%	0 / 0%	0 / 0%
-I	0	0 / 0%	0 / 0%	0 / 0%	0 / 0%	0 / 0%	0 / 0%	0 / 0%
	<b>0</b>	<b>0 / 0%</b>	<b>0 / 0%</b>	<b>0 / 0%</b>	<b>0 / 0%</b>	<b>0 / 0%</b>	<b>0 / 0%</b>	<b>0 / 0%</b>

\*\*\* DOLLARS REPORTED BUT NOT SHOWN IN THESE COLUMNS. T=TREASURY, N=NON-TREASURY, S=SUBCONTRACTOR FUNDS & PROCUREMENT CARD HUB PURCHASES, TC=TERM CONTRACT, I= INTER GOVERNMENT



TEXAS HISTORICALLY UNDERUTILIZED BUSINESS (HUB) SEMI-ANNUAL REPORT RECEIVED FOR FISCAL YEAR 2023

SECTION VII - STATE AGENCY EXPENDITURE DATA

FUND TYPE	TOTAL EXPENDITURE	TOTAL SPENT WITH HUBS AMOUNT / %	BLACK AMOUNT / %	HISPANIC AMOUNT / %	WOMAN AMOUNT / %	ASIAN PACIFIC AMOUNT / %	NATIVE AMERICAN AMOUNT / %	SERVICE-DISABLED VETERAN AMOUNT / %
<b>535 - TX LOW LEVEL RADIOACTIVE WASTE COMM - PROFESSIONAL SERVICES UNADJUSTED GOAL IS 23.7%</b>								
T	\$23,510	\$23,510 / 100.00%	0 / 0%	\$2,370 / 10.08%	\$21,140 / 89.92%	0 / 0%	0 / 0%	0 / 0%
N	0	0 / 0%	0 / 0%	0 / 0%	0 / 0%	0 / 0%	0 / 0%	0 / 0%
S	***	0 / 0%	0 / 0%	0 / 0%	0 / 0%	0 / 0%	0 / 0%	0 / 0%
-TC	0	0 / 0%	0 / 0%	0 / 0%	0 / 0%	0 / 0%	0 / 0%	0 / 0%
-I	0	0 / 0%	0 / 0%	0 / 0%	0 / 0%	0 / 0%	0 / 0%	0 / 0%
	<b>\$23,510</b>	<b>\$23,510 / 100.00%</b>	<b>0 / 0%</b>	<b>\$2,370 / 10.08%</b>	<b>\$21,140 / 89.92%</b>	<b>0 / 0%</b>	<b>0 / 0%</b>	<b>0 / 0%</b>

<b>535 - TX LOW LEVEL RADIOACTIVE WASTE COMM - OTHER SERVICES UNADJUSTED GOAL IS 26%</b>								
T	\$131,757	\$4,140 / 3.14%	0 / 0%	0 / 0%	\$4,140 / 3.14%	0 / 0%	0 / 0%	0 / 0%
N	0	0 / 0%	0 / 0%	0 / 0%	0 / 0%	0 / 0%	0 / 0%	0 / 0%
S	***	0 / 0%	0 / 0%	0 / 0%	0 / 0%	0 / 0%	0 / 0%	0 / 0%
-TC	0	0 / 0%	0 / 0%	0 / 0%	0 / 0%	0 / 0%	0 / 0%	0 / 0%
-I	0	0 / 0%	0 / 0%	0 / 0%	0 / 0%	0 / 0%	0 / 0%	0 / 0%
	<b>\$131,757</b>	<b>\$4,140 / 3.14%</b>	<b>0 / 0%</b>	<b>0 / 0%</b>	<b>\$4,140 / 3.14%</b>	<b>0 / 0%</b>	<b>0 / 0%</b>	<b>0 / 0%</b>

<b>535 - TX LOW LEVEL RADIOACTIVE WASTE COMM - COMMODITY PURCHASING UNADJUSTED GOAL IS 21.1%</b>								
T	\$179	0 / 0%	0 / 0%	0 / 0%	0 / 0%	0 / 0%	0 / 0%	0 / 0%
N	0	0 / 0%	0 / 0%	0 / 0%	0 / 0%	0 / 0%	0 / 0%	0 / 0%
S	***	0 / 0%	0 / 0%	0 / 0%	0 / 0%	0 / 0%	0 / 0%	0 / 0%
-TC	0	0 / 0%	0 / 0%	0 / 0%	0 / 0%	0 / 0%	0 / 0%	0 / 0%
-I	0	0 / 0%	0 / 0%	0 / 0%	0 / 0%	0 / 0%	0 / 0%	0 / 0%
	<b>\$179</b>	<b>0 / 0%</b>	<b>0 / 0%</b>	<b>0 / 0%</b>	<b>0 / 0%</b>	<b>0 / 0%</b>	<b>0 / 0%</b>	<b>0 / 0%</b>

\*\*\* DOLLARS REPORTED BUT NOT SHOWN IN THESE COLUMNS. T=TREASURY, N=NON-TREASURY, S=SUBCONTRACTOR FUNDS & PROCUREMENT CARD HUB PURCHASES, TC=TERM CONTRACT, I= INTER GOVERNMENTAL



TEXAS HISTORICALLY UNDERUTILIZED BUSINESS (HUB) SEMI-ANNUAL REPORT RECEIVED FOR FISCAL YEAR 2023

SECTION VII - STATE AGENCY EXPENDITURE DATA

FUND TYPE	TOTAL EXPENDITURE	TOTAL SPENT WITH HUBS AMOUNT / %	BLACK AMOUNT / %	HISPANIC AMOUNT / %	WOMAN AMOUNT / %	ASIAN PACIFIC AMOUNT / %	NATIVE AMERICAN AMOUNT / %	SERVICE-DISABLED VETERAN AMOUNT / %
<b>535 - TX LOW LEVEL RADIOACTIVE WASTE COMM - Statewide Grand Total Expenditures</b>								
T	\$155,446	\$27,650 / 17.79%	0 / 0%	\$2,370 / 1.52%	\$25,280 / 16.26%	0 / 0%	0 / 0%	0 / 0%
N	0	0 / 0%	0 / 0%	0 / 0%	0 / 0%	0 / 0%	0 / 0%	0 / 0%
S	***	0 / 0%	0 / 0%	0 / 0%	0 / 0%	0 / 0%	0 / 0%	0 / 0%
-TC	0	0 / 0%	0 / 0%	0 / 0%	0 / 0%	0 / 0%	0 / 0%	0 / 0%
-I	0	0 / 0%	0 / 0%	0 / 0%	0 / 0%	0 / 0%	0 / 0%	0 / 0%
	<b>\$155,446</b>	<b>\$27,650 / 17.79%</b>	<b>0 / 0%</b>	<b>\$2,370 / 1.52%</b>	<b>\$25,280 / 16.26%</b>	<b>0 / 0%</b>	<b>0 / 0%</b>	<b>0 / 0%</b>

\*\*\* DOLLARS REPORTED BUT NOT SHOWN IN THESE COLUMNS. T=TREASURY, N=NON-TREASURY, S=SUBCONTRACTOR FUNDS & PROCUREMENT CARD HUB PURCHASES, TC=TERM CONTRACT, I= INTER GOVERNMENTAL



TEXAS HISTORICALLY UNDERUTILIZED BUSINESS (HUB) SEMI-ANNUAL REPORT RECEIVED FOR FISCAL YEAR 2023

SECTION VII - STATE AGENCY EXPENDITURE DATA

FUND TYPE	TOTAL EXPENDITURE	TOTAL SPENT WITH HUBS AMOUNT / %	BLACK AMOUNT / %	HISPANIC AMOUNT / %	WOMAN AMOUNT / %	ASIAN PACIFIC AMOUNT / %	NATIVE AMERICAN AMOUNT / %	SERVICE-DISABLED VETERAN AMOUNT / %
<b>537 - DEPARTMENT OF STATE HEALTH SERVICES - HEAVY CONSTRUCTION UNADJUSTED GOAL IS 11.2%</b>								
T	\$1	0 / 0%	0 / 0%	0 / 0%	0 / 0%	0 / 0%	0 / 0%	0 / 0%
N	0	0 / 0%	0 / 0%	0 / 0%	0 / 0%	0 / 0%	0 / 0%	0 / 0%
S	***	0 / 0%	0 / 0%	0 / 0%	0 / 0%	0 / 0%	0 / 0%	0 / 0%
-TC	0	0 / 0%	0 / 0%	0 / 0%	0 / 0%	0 / 0%	0 / 0%	0 / 0%
-I	0	0 / 0%	0 / 0%	0 / 0%	0 / 0%	0 / 0%	0 / 0%	0 / 0%
	<b>\$1</b>	<b>0 / 0%</b>	<b>0 / 0%</b>	<b>0 / 0%</b>	<b>0 / 0%</b>	<b>0 / 0%</b>	<b>0 / 0%</b>	<b>0 / 0%</b>

<b>537 - DEPARTMENT OF STATE HEALTH SERVICES - BUILDING CONSTRUCTION UNADJUSTED GOAL IS 21.1%</b>								
T	\$2,484,828	\$73,251 / 2.95%	0 / 0%	\$73,251 / 2.95%	0 / 0%	0 / 0%	0 / 0%	0 / 0%
N	0	0 / 0%	0 / 0%	0 / 0%	0 / 0%	0 / 0%	0 / 0%	0 / 0%
S	***	0 / 0%	0 / 0%	0 / 0%	0 / 0%	0 / 0%	0 / 0%	0 / 0%
-TC	0	0 / 0%	0 / 0%	0 / 0%	0 / 0%	0 / 0%	0 / 0%	0 / 0%
-I	0	0 / 0%	0 / 0%	0 / 0%	0 / 0%	0 / 0%	0 / 0%	0 / 0%
	<b>\$2,484,828</b>	<b>\$73,251 / 2.95%</b>	<b>0 / 0%</b>	<b>\$73,251 / 2.95%</b>	<b>0 / 0%</b>	<b>0 / 0%</b>	<b>0 / 0%</b>	<b>0 / 0%</b>

<b>537 - DEPARTMENT OF STATE HEALTH SERVICES - SPECIAL TRADE UNADJUSTED GOAL IS 32.9%</b>								
T	\$269,607	\$8,057 / 2.99%	0 / 0%	\$7,257 / 2.69%	\$800 / 0.30%	0 / 0%	0 / 0%	0 / 0%
N	0	0 / 0%	0 / 0%	0 / 0%	0 / 0%	0 / 0%	0 / 0%	0 / 0%
S	***	0 / 0%	0 / 0%	0 / 0%	0 / 0%	0 / 0%	0 / 0%	0 / 0%
-TC	0	0 / 0%	0 / 0%	0 / 0%	0 / 0%	0 / 0%	0 / 0%	0 / 0%
-I	0	0 / 0%	0 / 0%	0 / 0%	0 / 0%	0 / 0%	0 / 0%	0 / 0%
	<b>\$269,607</b>	<b>\$8,057 / 2.99%</b>	<b>0 / 0%</b>	<b>\$7,257 / 2.69%</b>	<b>\$800 / 0.30%</b>	<b>0 / 0%</b>	<b>0 / 0%</b>	<b>0 / 0%</b>

\*\*\* DOLLARS REPORTED BUT NOT SHOWN IN THESE COLUMNS. T=TREASURY, N=NON-TREASURY, S=SUBCONTRACTOR FUNDS & PROCUREMENT CARD HUB PURCHASES, TC=TERM CONTRACT, I= INTER GOVERNMENT



TEXAS HISTORICALLY UNDERUTILIZED BUSINESS (HUB) SEMI-ANNUAL REPORT RECEIVED FOR FISCAL YEAR 2023

SECTION VII - STATE AGENCY EXPENDITURE DATA

FUND TYPE	TOTAL EXPENDITURE	TOTAL SPENT WITH HUBS AMOUNT / %	BLACK AMOUNT / %	HISPANIC AMOUNT / %	WOMAN AMOUNT / %	ASIAN PACIFIC AMOUNT / %	NATIVE AMERICAN AMOUNT / %	SERVICE-DISABLED VETERAN AMOUNT / %
<b>537 - DEPARTMENT OF STATE HEALTH SERVICES - PROFESSIONAL SERVICES UNADJUSTED GOAL IS 23.7%</b>								
T	\$2,379,771	\$7,387 / 0.31%	0 / 0%	\$7,387 / 0.31%	0 / 0%	0 / 0%	0 / 0%	0 / 0%
N	0	0 / 0%	0 / 0%	0 / 0%	0 / 0%	0 / 0%	0 / 0%	0 / 0%
S	***	\$331,297 / 26.60%	\$813 / 0.07%	\$239,960 / 19.27%	\$90,525 / 7.27%	0 / 0%	0 / 0%	0 / 0%
-TC	\$852	0 / 0%	0 / 0%	0 / 0%	0 / 0%	0 / 0%	0 / 0%	0 / 0%
-I	\$918,677	0 / 0%	0 / 0%	0 / 0%	0 / 0%	0 / 0%	0 / 0%	0 / 0%
	<b>\$1,460,241</b>	<b>\$338,685 / 26.91%</b>	<b>\$813 / 0.07%</b>	<b>\$247,347 / 19.58%</b>	<b>\$90,525 / 7.27%</b>	<b>0 / 0%</b>	<b>0 / 0%</b>	<b>0 / 0%</b>
<b>537 - DEPARTMENT OF STATE HEALTH SERVICES - OTHER SERVICES UNADJUSTED GOAL IS 26%</b>								
T	\$139,409,351	\$18,155,929 / 13.02%	\$377,175 / 0.27%	\$2,604,160 / 1.87%	\$7,853,000 / 5.63%	\$6,969,635 / 5.00%	\$67,250 / 0.05%	\$284,709 / 0.20%
N	0	0 / 0%	0 / 0%	0 / 0%	0 / 0%	0 / 0%	0 / 0%	0 / 0%
S	***	\$10,177 / 0.01%	0 / 0%	0 / 0%	\$385 / 0.00%	\$9,792 / 0.01%	0 / 0%	0 / 0%
-TC	\$1,452,452	0 / 0%	0 / 0%	0 / 0%	0 / 0%	0 / 0%	0 / 0%	0 / 0%
-I	\$1,599,139	0 / 0%	0 / 0%	0 / 0%	0 / 0%	0 / 0%	0 / 0%	0 / 0%
	<b>\$136,357,760</b>	<b>\$18,166,106 / 13.04%</b>	<b>\$377,175 / 0.27%</b>	<b>\$2,604,160 / 1.87%</b>	<b>\$7,853,385 / 5.63%</b>	<b>\$6,979,427 / 5.01%</b>	<b>\$67,250 / 0.05%</b>	<b>\$284,709 / 0.20%</b>
<b>537 - DEPARTMENT OF STATE HEALTH SERVICES - COMMODITY PURCHASING UNADJUSTED GOAL IS 21.1%</b>								
T	\$112,868,083	\$3,965,899 / 3.51%	\$619,375 / 0.55%	\$25,321 / 0.02%	\$1,870,828 / 1.66%	\$1,450,246 / 1.28%	0 / 0%	\$128 / 0.00%
N	0	0 / 0%	0 / 0%	0 / 0%	0 / 0%	0 / 0%	0 / 0%	0 / 0%
S	***	\$842 / 0.07%	0 / 0%	0 / 0%	\$842 / 0.07%	0 / 0%	0 / 0%	0 / 0%
-TC	\$22,053	-\$4,394 / -19.92%	0 / 0%	0 / 0%	-\$7,405 / -33.58%	\$3,011 / 13.65%	0 / 0%	0 / 0%
-I	\$103	0 / 0%	0 / 0%	0 / 0%	0 / 0%	0 / 0%	0 / 0%	0 / 0%
	<b>\$112,845,927</b>	<b>\$3,971,135 / -16.34%</b>	<b>\$619,375 / 0.55%</b>	<b>\$25,321 / 0.02%</b>	<b>\$1,879,075 / -31.85%</b>	<b>\$1,447,235 / 14.94%</b>	<b>0 / 0%</b>	<b>\$128 / 0.00%</b>

\*\*\* DOLLARS REPORTED BUT NOT SHOWN IN THESE COLUMNS. T=TREASURY, N=NON-TREASURY, S=SUBCONTRACTOR FUNDS & PROCUREMENT CARD HUB PURCHASES, TC=TERM CONTRACT, I= INTER GOVERNMENT



TEXAS HISTORICALLY UNDERUTILIZED BUSINESS (HUB) SEMI-ANNUAL REPORT RECEIVED FOR FISCAL YEAR 2023

SECTION VII - STATE AGENCY EXPENDITURE DATA

FUND TYPE	TOTAL EXPENDITURE	TOTAL SPENT WITH HUBS AMOUNT / %	BLACK AMOUNT / %	HISPANIC AMOUNT / %	WOMAN AMOUNT / %	ASIAN PACIFIC AMOUNT / %	NATIVE AMERICAN AMOUNT / %	SERVICE-DISABLED VETERAN AMOUNT / %
<b>537 - DEPARTMENT OF STATE HEALTH SERVICES - Statewide Grand Total Expenditures</b>								
T	\$257,411,641	\$22,210,522 / 8.63%	\$996,550 / 0.39%	\$2,717,375 / 1.06%	\$9,724,628 / 3.78%	\$8,419,881 / 3.27%	\$67,250 / 0.03%	\$284,837 / 0.11%
N	0	0 / 0%	0 / 0%	0 / 0%	0 / 0%	0 / 0%	0 / 0%	0 / 0%
S	***	\$342,316 / 0.39%	\$813 / 0.00%	\$239,960 / 0.28%	\$91,752 / 0.11%	\$9,792 / 0.01%	0 / 0%	0 / 0%
-TC	\$1,475,357	-\$4,394 / -0.30%	0 / 0%	0 / 0%	-\$7,405 / -0.50%	\$3,011 / 0.20%	0 / 0%	0 / 0%
-I	\$2,517,919	0 / 0%	0 / 0%	0 / 0%	0 / 0%	0 / 0%	0 / 0%	0 / 0%
	<b>\$253,418,365</b>	<b>\$22,557,232 / 8.72%</b>	<b>\$997,363 / 0.39%</b>	<b>\$2,957,335 / 1.33%</b>	<b>\$9,823,784 / 3.38%</b>	<b>\$8,426,662 / 3.49%</b>	<b>\$67,250 / 0.03%</b>	<b>\$284,837 / 0.11%</b>

\*\*\* DOLLARS REPORTED BUT NOT SHOWN IN THESE COLUMNS. T=TREASURY, N=NON-TREASURY, S=SUBCONTRACTOR FUNDS & PROCUREMENT CARD HUB PURCHASES, TC=TERM CONTRACT, I= INTER GOVERNMENTAL



TEXAS HISTORICALLY UNDERUTILIZED BUSINESS (HUB) SEMI-ANNUAL REPORT RECEIVED FOR FISCAL YEAR 2023

SECTION VII - STATE AGENCY EXPENDITURE DATA

FUND TYPE	TOTAL EXPENDITURE	TOTAL SPENT WITH HUBS AMOUNT / %	BLACK AMOUNT / %	HISPANIC AMOUNT / %	WOMAN AMOUNT / %	ASIAN PACIFIC AMOUNT / %	NATIVE AMERICAN AMOUNT / %	SERVICE-DISABLED VETERAN AMOUNT / %
-----------	-------------------	----------------------------------	------------------	---------------------	------------------	--------------------------	----------------------------	-------------------------------------

542 - CANCER PREVENTION AND RESEARCH INSTI - HEAVY CONSTRUCTION UNADJUSTED GOAL IS 11.2%

T	0	0 / 0%	0 / 0%	0 / 0%	0 / 0%	0 / 0%	0 / 0%	0 / 0%
N	0	0 / 0%	0 / 0%	0 / 0%	0 / 0%	0 / 0%	0 / 0%	0 / 0%
S	***	0 / 0%	0 / 0%	0 / 0%	0 / 0%	0 / 0%	0 / 0%	0 / 0%
-TC	0	0 / 0%	0 / 0%	0 / 0%	0 / 0%	0 / 0%	0 / 0%	0 / 0%
-I	0	0 / 0%	0 / 0%	0 / 0%	0 / 0%	0 / 0%	0 / 0%	0 / 0%
	<b>0</b>	<b>0 / 0%</b>	<b>0 / 0%</b>	<b>0 / 0%</b>	<b>0 / 0%</b>	<b>0 / 0%</b>	<b>0 / 0%</b>	<b>0 / 0%</b>

542 - CANCER PREVENTION AND RESEARCH INSTI - BUILDING CONSTRUCTION UNADJUSTED GOAL IS 21.1%

T	0	0 / 0%	0 / 0%	0 / 0%	0 / 0%	0 / 0%	0 / 0%	0 / 0%
N	0	0 / 0%	0 / 0%	0 / 0%	0 / 0%	0 / 0%	0 / 0%	0 / 0%
S	***	0 / 0%	0 / 0%	0 / 0%	0 / 0%	0 / 0%	0 / 0%	0 / 0%
-TC	0	0 / 0%	0 / 0%	0 / 0%	0 / 0%	0 / 0%	0 / 0%	0 / 0%
-I	0	0 / 0%	0 / 0%	0 / 0%	0 / 0%	0 / 0%	0 / 0%	0 / 0%
	<b>0</b>	<b>0 / 0%</b>	<b>0 / 0%</b>	<b>0 / 0%</b>	<b>0 / 0%</b>	<b>0 / 0%</b>	<b>0 / 0%</b>	<b>0 / 0%</b>

542 - CANCER PREVENTION AND RESEARCH INSTI - SPECIAL TRADE UNADJUSTED GOAL IS 32.9%

T	0	0 / 0%	0 / 0%	0 / 0%	0 / 0%	0 / 0%	0 / 0%	0 / 0%
N	0	0 / 0%	0 / 0%	0 / 0%	0 / 0%	0 / 0%	0 / 0%	0 / 0%
S	***	0 / 0%	0 / 0%	0 / 0%	0 / 0%	0 / 0%	0 / 0%	0 / 0%
-TC	0	0 / 0%	0 / 0%	0 / 0%	0 / 0%	0 / 0%	0 / 0%	0 / 0%
-I	0	0 / 0%	0 / 0%	0 / 0%	0 / 0%	0 / 0%	0 / 0%	0 / 0%
	<b>0</b>	<b>0 / 0%</b>	<b>0 / 0%</b>	<b>0 / 0%</b>	<b>0 / 0%</b>	<b>0 / 0%</b>	<b>0 / 0%</b>	<b>0 / 0%</b>

\*\*\* DOLLARS REPORTED BUT NOT SHOWN IN THESE COLUMNS. T=TREASURY, N=NON-TREASURY, S=SUBCONTRACTOR FUNDS & PROCUREMENT CARD HUB PURCHASES, TC=TERM CONTRACT, I= INTER GOVERNMENT



TEXAS HISTORICALLY UNDERUTILIZED BUSINESS (HUB) SEMI-ANNUAL REPORT RECEIVED FOR FISCAL YEAR 2023

SECTION VII - STATE AGENCY EXPENDITURE DATA

FUND TYPE	TOTAL EXPENDITURE	TOTAL SPENT WITH HUBS AMOUNT / %	BLACK AMOUNT / %	HISPANIC AMOUNT / %	WOMAN AMOUNT / %	ASIAN PACIFIC AMOUNT / %	NATIVE AMERICAN AMOUNT / %	SERVICE-DISABLED VETERAN AMOUNT / %
-----------	-------------------	----------------------------------	------------------	---------------------	------------------	--------------------------	----------------------------	-------------------------------------

542 - CANCER PREVENTION AND RESEARCH INSTI - PROFESSIONAL SERVICES UNADJUSTED GOAL IS 23.7%

T	\$41,000	\$41,000 / 100.00%	\$41,000 / 100.00%	0 / 0%	0 / 0%	0 / 0%	0 / 0%	0 / 0%
N	0	0 / 0%	0 / 0%	0 / 0%	0 / 0%	0 / 0%	0 / 0%	0 / 0%
S	***	0 / 0%	0 / 0%	0 / 0%	0 / 0%	0 / 0%	0 / 0%	0 / 0%
-TC	0	0 / 0%	0 / 0%	0 / 0%	0 / 0%	0 / 0%	0 / 0%	0 / 0%
-I	0	0 / 0%	0 / 0%	0 / 0%	0 / 0%	0 / 0%	0 / 0%	0 / 0%
	<b>\$41,000</b>	<b>\$41,000 / 100.00%</b>	<b>\$41,000 / 100.00%</b>	<b>0 / 0%</b>	<b>0 / 0%</b>	<b>0 / 0%</b>	<b>0 / 0%</b>	<b>0 / 0%</b>

542 - CANCER PREVENTION AND RESEARCH INSTI - OTHER SERVICES UNADJUSTED GOAL IS 26%

T	\$5,789,516	\$309,351 / 5.34%	0 / 0%	\$133,601 / 2.31%	\$168,434 / 2.91%	\$7,316 / 0.13%	0 / 0%	0 / 0%
N	0	0 / 0%	0 / 0%	0 / 0%	0 / 0%	0 / 0%	0 / 0%	0 / 0%
S	***	0 / 0%	0 / 0%	0 / 0%	0 / 0%	0 / 0%	0 / 0%	0 / 0%
-TC	\$465	0 / 0%	0 / 0%	0 / 0%	0 / 0%	0 / 0%	0 / 0%	0 / 0%
-I	0	0 / 0%	0 / 0%	0 / 0%	0 / 0%	0 / 0%	0 / 0%	0 / 0%
	<b>\$5,789,051</b>	<b>\$309,351 / 5.34%</b>	<b>0 / 0%</b>	<b>\$133,601 / 2.31%</b>	<b>\$168,434 / 2.91%</b>	<b>\$7,316 / 0.13%</b>	<b>0 / 0%</b>	<b>0 / 0%</b>

542 - CANCER PREVENTION AND RESEARCH INSTI - COMMODITY PURCHASING UNADJUSTED GOAL IS 21.1%

T	\$169,354	\$31,568 / 18.64%	0 / 0%	0 / 0%	\$2,111 / 1.25%	\$29,457 / 17.39%	0 / 0%	0 / 0%
N	0	0 / 0%	0 / 0%	0 / 0%	0 / 0%	0 / 0%	0 / 0%	0 / 0%
S	***	0 / 0%	0 / 0%	0 / 0%	0 / 0%	0 / 0%	0 / 0%	0 / 0%
-TC	0	0 / 0%	0 / 0%	0 / 0%	0 / 0%	0 / 0%	0 / 0%	0 / 0%
-I	0	0 / 0%	0 / 0%	0 / 0%	0 / 0%	0 / 0%	0 / 0%	0 / 0%
	<b>\$169,354</b>	<b>\$31,568 / 18.64%</b>	<b>0 / 0%</b>	<b>0 / 0%</b>	<b>\$2,111 / 1.25%</b>	<b>\$29,457 / 17.39%</b>	<b>0 / 0%</b>	<b>0 / 0%</b>

\*\*\* DOLLARS REPORTED BUT NOT SHOWN IN THESE COLUMNS. T=TREASURY, N=NON-TREASURY, S=SUBCONTRACTOR FUNDS & PROCUREMENT CARD HUB PURCHASES, TC=TERM CONTRACT, I= INTER GOVERNMENT





TEXAS HISTORICALLY UNDERUTILIZED BUSINESS (HUB) SEMI-ANNUAL REPORT RECEIVED FOR FISCAL YEAR 2023

SECTION VII - STATE AGENCY EXPENDITURE DATA

FUND TYPE	TOTAL EXPENDITURE	TOTAL SPENT WITH HUBS AMOUNT / %	BLACK AMOUNT / %	HISPANIC AMOUNT / %	WOMAN AMOUNT / %	ASIAN PACIFIC AMOUNT / %	NATIVE AMERICAN AMOUNT / %	SERVICE-DISABLED VETERAN AMOUNT / %
<b>542 - CANCER PREVENTION AND RESEARCH INSTI - Statewide Grand Total Expenditures</b>								
T	\$5,999,870	\$381,919 / 6.37%	\$41,000 / 0.68%	\$133,601 / 2.23%	\$170,545 / 2.84%	\$36,773 / 0.61%	0 / 0%	0 / 0%
N	0	0 / 0%	0 / 0%	0 / 0%	0 / 0%	0 / 0%	0 / 0%	0 / 0%
S	***	0 / 0%	0 / 0%	0 / 0%	0 / 0%	0 / 0%	0 / 0%	0 / 0%
-TC	\$465	0 / 0%	0 / 0%	0 / 0%	0 / 0%	0 / 0%	0 / 0%	0 / 0%
-I	0	0 / 0%	0 / 0%	0 / 0%	0 / 0%	0 / 0%	0 / 0%	0 / 0%
	<b>\$5,999,405</b>	<b>\$381,919 / 6.37%</b>	<b>\$41,000 / 0.68%</b>	<b>\$133,601 / 2.23%</b>	<b>\$170,545 / 2.84%</b>	<b>\$36,773 / 0.61%</b>	<b>0 / 0%</b>	<b>0 / 0%</b>

\*\*\* DOLLARS REPORTED BUT NOT SHOWN IN THESE COLUMNS. T=TREASURY, N=NON-TREASURY, S=SUBCONTRACTOR FUNDS & PROCUREMENT CARD HUB PURCHASES, TC=TERM CONTRACT, I= INTER GOVERNMENTAL



TEXAS HISTORICALLY UNDERUTILIZED BUSINESS (HUB) SEMI-ANNUAL REPORT RECEIVED FOR FISCAL YEAR 2023

SECTION VII - STATE AGENCY EXPENDITURE DATA

FUND TYPE	TOTAL EXPENDITURE	TOTAL SPENT WITH HUBS AMOUNT / %	BLACK AMOUNT / %	HISPANIC AMOUNT / %	WOMAN AMOUNT / %	ASIAN PACIFIC AMOUNT / %	NATIVE AMERICAN AMOUNT / %	SERVICE-DISABLED VETERAN AMOUNT / %
-----------	-------------------	----------------------------------	------------------	---------------------	------------------	--------------------------	----------------------------	-------------------------------------

551 - DEPARTMENT OF AGRICULTURE - HEAVY CONSTRUCTION UNADJUSTED GOAL IS 11.2%

T	0	0 / 0%	0 / 0%	0 / 0%	0 / 0%	0 / 0%	0 / 0%	0 / 0%
N	0	0 / 0%	0 / 0%	0 / 0%	0 / 0%	0 / 0%	0 / 0%	0 / 0%
S	***	0 / 0%	0 / 0%	0 / 0%	0 / 0%	0 / 0%	0 / 0%	0 / 0%
-TC	0	0 / 0%	0 / 0%	0 / 0%	0 / 0%	0 / 0%	0 / 0%	0 / 0%
-I	0	0 / 0%	0 / 0%	0 / 0%	0 / 0%	0 / 0%	0 / 0%	0 / 0%
	<b>0</b>	<b>0 / 0%</b>	<b>0 / 0%</b>	<b>0 / 0%</b>	<b>0 / 0%</b>	<b>0 / 0%</b>	<b>0 / 0%</b>	<b>0 / 0%</b>

551 - DEPARTMENT OF AGRICULTURE - BUILDING CONSTRUCTION UNADJUSTED GOAL IS 21.1%

T	0	0 / 0%	0 / 0%	0 / 0%	0 / 0%	0 / 0%	0 / 0%	0 / 0%
N	0	0 / 0%	0 / 0%	0 / 0%	0 / 0%	0 / 0%	0 / 0%	0 / 0%
S	***	0 / 0%	0 / 0%	0 / 0%	0 / 0%	0 / 0%	0 / 0%	0 / 0%
-TC	0	0 / 0%	0 / 0%	0 / 0%	0 / 0%	0 / 0%	0 / 0%	0 / 0%
-I	0	0 / 0%	0 / 0%	0 / 0%	0 / 0%	0 / 0%	0 / 0%	0 / 0%
	<b>0</b>	<b>0 / 0%</b>	<b>0 / 0%</b>	<b>0 / 0%</b>	<b>0 / 0%</b>	<b>0 / 0%</b>	<b>0 / 0%</b>	<b>0 / 0%</b>

551 - DEPARTMENT OF AGRICULTURE - SPECIAL TRADE UNADJUSTED GOAL IS 32.9%

T	\$44,975	0 / 0%	0 / 0%	0 / 0%	0 / 0%	0 / 0%	0 / 0%	0 / 0%
N	0	0 / 0%	0 / 0%	0 / 0%	0 / 0%	0 / 0%	0 / 0%	0 / 0%
S	***	0 / 0%	0 / 0%	0 / 0%	0 / 0%	0 / 0%	0 / 0%	0 / 0%
-TC	0	0 / 0%	0 / 0%	0 / 0%	0 / 0%	0 / 0%	0 / 0%	0 / 0%
-I	0	0 / 0%	0 / 0%	0 / 0%	0 / 0%	0 / 0%	0 / 0%	0 / 0%
	<b>\$44,975</b>	<b>0 / 0%</b>	<b>0 / 0%</b>	<b>0 / 0%</b>	<b>0 / 0%</b>	<b>0 / 0%</b>	<b>0 / 0%</b>	<b>0 / 0%</b>

\*\*\* DOLLARS REPORTED BUT NOT SHOWN IN THESE COLUMNS. T=TREASURY, N=NON-TREASURY, S=SUBCONTRACTOR FUNDS & PROCUREMENT CARD HUB PURCHASES, TC=TERM CONTRACT, I= INTER GOVERNMENT



TEXAS HISTORICALLY UNDERUTILIZED BUSINESS (HUB) SEMI-ANNUAL REPORT RECEIVED FOR FISCAL YEAR 2023

SECTION VII - STATE AGENCY EXPENDITURE DATA

FUND TYPE	TOTAL EXPENDITURE	TOTAL SPENT WITH HUBS AMOUNT / %	BLACK AMOUNT / %	HISPANIC AMOUNT / %	WOMAN AMOUNT / %	ASIAN PACIFIC AMOUNT / %	NATIVE AMERICAN AMOUNT / %	SERVICE-DISABLED VETERAN AMOUNT / %
-----------	-------------------	----------------------------------	------------------	---------------------	------------------	--------------------------	----------------------------	-------------------------------------

551 - DEPARTMENT OF AGRICULTURE - PROFESSIONAL SERVICES UNADJUSTED GOAL IS 23.7%

T	\$33,696	\$15,000 / 44.52%	0 / 0%	\$15,000 / 44.52%	0 / 0%	0 / 0%	0 / 0%	0 / 0%
N	0	0 / 0%	0 / 0%	0 / 0%	0 / 0%	0 / 0%	0 / 0%	0 / 0%
S	***	0 / 0%	0 / 0%	0 / 0%	0 / 0%	0 / 0%	0 / 0%	0 / 0%
-TC	0	0 / 0%	0 / 0%	0 / 0%	0 / 0%	0 / 0%	0 / 0%	0 / 0%
-I	0	0 / 0%	0 / 0%	0 / 0%	0 / 0%	0 / 0%	0 / 0%	0 / 0%
	<b>\$33,696</b>	<b>\$15,000 / 44.52%</b>	<b>0 / 0%</b>	<b>\$15,000 / 44.52%</b>	<b>0 / 0%</b>	<b>0 / 0%</b>	<b>0 / 0%</b>	<b>0 / 0%</b>

551 - DEPARTMENT OF AGRICULTURE - OTHER SERVICES UNADJUSTED GOAL IS 26%

T	\$5,076,838	\$780,574 / 15.38%	\$44,654 / 0.88%	\$453,004 / 8.92%	\$246,094 / 4.85%	\$36,822 / 0.73%	0 / 0%	0 / 0%
N	0	0 / 0%	0 / 0%	0 / 0%	0 / 0%	0 / 0%	0 / 0%	0 / 0%
S	***	\$9,850 / 0.54%	0 / 0%	\$9,850 / 0.54%	0 / 0%	0 / 0%	0 / 0%	0 / 0%
-TC	0	0 / 0%	0 / 0%	0 / 0%	0 / 0%	0 / 0%	0 / 0%	0 / 0%
-I	\$71,292	0 / 0%	0 / 0%	0 / 0%	0 / 0%	0 / 0%	0 / 0%	0 / 0%
	<b>\$5,005,546</b>	<b>\$790,424 / 15.91%</b>	<b>\$44,654 / 0.88%</b>	<b>\$462,854 / 9.46%</b>	<b>\$246,094 / 4.85%</b>	<b>\$36,822 / 0.73%</b>	<b>0 / 0%</b>	<b>0 / 0%</b>

551 - DEPARTMENT OF AGRICULTURE - COMMODITY PURCHASING UNADJUSTED GOAL IS 21.1%

T	\$1,192,592	\$254,472 / 21.34%	\$5,827 / 0.49%	\$677 / 0.06%	\$230,741 / 19.35%	\$17,227 / 1.44%	0 / 0%	0 / 0%
N	0	0 / 0%	0 / 0%	0 / 0%	0 / 0%	0 / 0%	0 / 0%	0 / 0%
S	***	0 / 0%	0 / 0%	0 / 0%	0 / 0%	0 / 0%	0 / 0%	0 / 0%
-TC	\$113,200	0 / 0%	0 / 0%	0 / 0%	0 / 0%	0 / 0%	0 / 0%	0 / 0%
-I	0	0 / 0%	0 / 0%	0 / 0%	0 / 0%	0 / 0%	0 / 0%	0 / 0%
	<b>\$1,079,392</b>	<b>\$254,472 / 21.34%</b>	<b>\$5,827 / 0.49%</b>	<b>\$677 / 0.06%</b>	<b>\$230,741 / 19.35%</b>	<b>\$17,227 / 1.44%</b>	<b>0 / 0%</b>	<b>0 / 0%</b>

\*\*\* DOLLARS REPORTED BUT NOT SHOWN IN THESE COLUMNS. T=TREASURY, N=NON-TREASURY, S=SUBCONTRACTOR FUNDS & PROCUREMENT CARD HUB PURCHASES, TC=TERM CONTRACT, I= INTER GOVERNMENT



TEXAS HISTORICALLY UNDERUTILIZED BUSINESS (HUB) SEMI-ANNUAL REPORT RECEIVED FOR FISCAL YEAR 2023

SECTION VII - STATE AGENCY EXPENDITURE DATA

FUND TYPE	TOTAL EXPENDITURE	TOTAL SPENT WITH HUBS AMOUNT / %	BLACK AMOUNT / %	HISPANIC AMOUNT / %	WOMAN AMOUNT / %	ASIAN PACIFIC AMOUNT / %	NATIVE AMERICAN AMOUNT / %	SERVICE-DISABLED VETERAN AMOUNT / %
<b>551 - DEPARTMENT OF AGRICULTURE - Statewide Grand Total Expenditures</b>								
T	\$6,348,101	\$1,050,046 / 16.54%	\$50,480 / 0.80%	\$468,681 / 7.38%	\$476,835 / 7.51%	\$54,049 / 0.85%	0 / 0%	0 / 0%
N	0	0 / 0%	0 / 0%	0 / 0%	0 / 0%	0 / 0%	0 / 0%	0 / 0%
S	***	\$9,850 / 0.54%	0 / 0%	\$9,850 / 0.54%	0 / 0%	0 / 0%	0 / 0%	0 / 0%
-TC	\$113,200	0 / 0%	0 / 0%	0 / 0%	0 / 0%	0 / 0%	0 / 0%	0 / 0%
-I	\$71,292	0 / 0%	0 / 0%	0 / 0%	0 / 0%	0 / 0%	0 / 0%	0 / 0%
	<b>\$6,163,609</b>	<b>\$1,059,896 / 17.08%</b>	<b>\$50,480 / 0.80%</b>	<b>\$478,531 / 7.92%</b>	<b>\$476,835 / 7.51%</b>	<b>\$54,049 / 0.85%</b>	<b>0 / 0%</b>	<b>0 / 0%</b>

\*\*\* DOLLARS REPORTED BUT NOT SHOWN IN THESE COLUMNS. T=TREASURY, N=NON-TREASURY, S=SUBCONTRACTOR FUNDS & PROCUREMENT CARD HUB PURCHASES, TC=TERM CONTRACT, I= INTER GOVERNMENTAL



TEXAS HISTORICALLY UNDERUTILIZED BUSINESS (HUB) SEMI-ANNUAL REPORT RECEIVED FOR FISCAL YEAR 2023

SECTION VII - STATE AGENCY EXPENDITURE DATA

FUND TYPE	TOTAL EXPENDITURE	TOTAL SPENT WITH HUBS AMOUNT / %	BLACK AMOUNT / %	HISPANIC AMOUNT / %	WOMAN AMOUNT / %	ASIAN PACIFIC AMOUNT / %	NATIVE AMERICAN AMOUNT / %	SERVICE-DISABLED VETERAN AMOUNT / %
-----------	-------------------	----------------------------------	------------------	---------------------	------------------	--------------------------	----------------------------	-------------------------------------

554 - TEXAS ANIMAL HEALTH COMMISSION - HEAVY CONSTRUCTION UNADJUSTED GOAL IS 11.2%

T	0	0 / 0%	0 / 0%	0 / 0%	0 / 0%	0 / 0%	0 / 0%	0 / 0%
N	0	0 / 0%	0 / 0%	0 / 0%	0 / 0%	0 / 0%	0 / 0%	0 / 0%
S	***	0 / 0%	0 / 0%	0 / 0%	0 / 0%	0 / 0%	0 / 0%	0 / 0%
-TC	0	0 / 0%	0 / 0%	0 / 0%	0 / 0%	0 / 0%	0 / 0%	0 / 0%
-I	0	0 / 0%	0 / 0%	0 / 0%	0 / 0%	0 / 0%	0 / 0%	0 / 0%
	<b>0</b>	<b>0 / 0%</b>	<b>0 / 0%</b>	<b>0 / 0%</b>	<b>0 / 0%</b>	<b>0 / 0%</b>	<b>0 / 0%</b>	<b>0 / 0%</b>

554 - TEXAS ANIMAL HEALTH COMMISSION - BUILDING CONSTRUCTION UNADJUSTED GOAL IS 21.1%

T	0	0 / 0%	0 / 0%	0 / 0%	0 / 0%	0 / 0%	0 / 0%	0 / 0%
N	0	0 / 0%	0 / 0%	0 / 0%	0 / 0%	0 / 0%	0 / 0%	0 / 0%
S	***	0 / 0%	0 / 0%	0 / 0%	0 / 0%	0 / 0%	0 / 0%	0 / 0%
-TC	0	0 / 0%	0 / 0%	0 / 0%	0 / 0%	0 / 0%	0 / 0%	0 / 0%
-I	0	0 / 0%	0 / 0%	0 / 0%	0 / 0%	0 / 0%	0 / 0%	0 / 0%
	<b>0</b>	<b>0 / 0%</b>	<b>0 / 0%</b>	<b>0 / 0%</b>	<b>0 / 0%</b>	<b>0 / 0%</b>	<b>0 / 0%</b>	<b>0 / 0%</b>

554 - TEXAS ANIMAL HEALTH COMMISSION - SPECIAL TRADE UNADJUSTED GOAL IS 32.9%

T	\$550	\$550 / 100.00%	0 / 0%	0 / 0%	\$550 / 100.00%	0 / 0%	0 / 0%	0 / 0%
N	0	0 / 0%	0 / 0%	0 / 0%	0 / 0%	0 / 0%	0 / 0%	0 / 0%
S	***	0 / 0%	0 / 0%	0 / 0%	0 / 0%	0 / 0%	0 / 0%	0 / 0%
-TC	0	0 / 0%	0 / 0%	0 / 0%	0 / 0%	0 / 0%	0 / 0%	0 / 0%
-I	0	0 / 0%	0 / 0%	0 / 0%	0 / 0%	0 / 0%	0 / 0%	0 / 0%
	<b>\$550</b>	<b>\$550 / 100.00%</b>	<b>0 / 0%</b>	<b>0 / 0%</b>	<b>\$550 / 100.00%</b>	<b>0 / 0%</b>	<b>0 / 0%</b>	<b>0 / 0%</b>

\*\*\* DOLLARS REPORTED BUT NOT SHOWN IN THESE COLUMNS. T=TREASURY, N=NON-TREASURY, S=SUBCONTRACTOR FUNDS & PROCUREMENT CARD HUB PURCHASES, TC=TERM CONTRACT, I= INTER GOVERNMENT



TEXAS HISTORICALLY UNDERUTILIZED BUSINESS (HUB) SEMI-ANNUAL REPORT RECEIVED FOR FISCAL YEAR 2023

SECTION VII - STATE AGENCY EXPENDITURE DATA

FUND TYPE	TOTAL EXPENDITURE	TOTAL SPENT WITH HUBS AMOUNT / %	BLACK AMOUNT / %	HISPANIC AMOUNT / %	WOMAN AMOUNT / %	ASIAN PACIFIC AMOUNT / %	NATIVE AMERICAN AMOUNT / %	SERVICE-DISABLED VETERAN AMOUNT / %
<b>554 - TEXAS ANIMAL HEALTH COMMISSION - PROFESSIONAL SERVICES UNADJUSTED GOAL IS 23.7%</b>								
T	\$36,135	\$19,363 / 53.59%	\$19,363 / 53.59%	0 / 0%	0 / 0%	0 / 0%	0 / 0%	0 / 0%
N	0	0 / 0%	0 / 0%	0 / 0%	0 / 0%	0 / 0%	0 / 0%	0 / 0%
S	***	0 / 0%	0 / 0%	0 / 0%	0 / 0%	0 / 0%	0 / 0%	0 / 0%
-TC	0	0 / 0%	0 / 0%	0 / 0%	0 / 0%	0 / 0%	0 / 0%	0 / 0%
-I	\$9,100	0 / 0%	0 / 0%	0 / 0%	0 / 0%	0 / 0%	0 / 0%	0 / 0%
	<b>\$27,034</b>	<b>\$19,363 / 53.59%</b>	<b>\$19,363 / 53.59%</b>	<b>0 / 0%</b>	<b>0 / 0%</b>	<b>0 / 0%</b>	<b>0 / 0%</b>	<b>0 / 0%</b>
<b>554 - TEXAS ANIMAL HEALTH COMMISSION - OTHER SERVICES UNADJUSTED GOAL IS 26%</b>								
T	\$972,133	\$52,603 / 5.41%	\$4,028 / 0.41%	\$45,382 / 4.67%	0 / 0%	\$3,193 / 0.33%	0 / 0%	0 / 0%
N	0	0 / 0%	0 / 0%	0 / 0%	0 / 0%	0 / 0%	0 / 0%	0 / 0%
S	***	0 / 0%	0 / 0%	0 / 0%	0 / 0%	0 / 0%	0 / 0%	0 / 0%
-TC	\$22,458	0 / 0%	0 / 0%	0 / 0%	0 / 0%	0 / 0%	0 / 0%	0 / 0%
-I	\$152,958	0 / 0%	0 / 0%	0 / 0%	0 / 0%	0 / 0%	0 / 0%	0 / 0%
	<b>\$796,717</b>	<b>\$52,603 / 5.41%</b>	<b>\$4,028 / 0.41%</b>	<b>\$45,382 / 4.67%</b>	<b>0 / 0%</b>	<b>\$3,193 / 0.33%</b>	<b>0 / 0%</b>	<b>0 / 0%</b>
<b>554 - TEXAS ANIMAL HEALTH COMMISSION - COMMODITY PURCHASING UNADJUSTED GOAL IS 21.1%</b>								
T	\$1,218,145	\$318,263 / 26.13%	\$131,236 / 10.77%	\$8,742 / 0.72%	\$46,150 / 3.79%	\$192 / 0.02%	\$131,943 / 10.83%	0 / 0%
N	0	0 / 0%	0 / 0%	0 / 0%	0 / 0%	0 / 0%	0 / 0%	0 / 0%
S	***	\$4,739 / 1.75%	0 / 0%	\$310 / 0.11%	\$3,617 / 1.34%	0 / 0%	\$811 / 0.30%	0 / 0%
-TC	\$197,342	0 / 0%	0 / 0%	0 / 0%	0 / 0%	0 / 0%	0 / 0%	0 / 0%
-I	0	0 / 0%	0 / 0%	0 / 0%	0 / 0%	0 / 0%	0 / 0%	0 / 0%
	<b>\$1,020,803</b>	<b>\$323,002 / 27.88%</b>	<b>\$131,236 / 10.77%</b>	<b>\$9,052 / 0.83%</b>	<b>\$49,767 / 5.13%</b>	<b>\$192 / 0.02%</b>	<b>\$132,754 / 11.13%</b>	<b>0 / 0%</b>

\*\*\* DOLLARS REPORTED BUT NOT SHOWN IN THESE COLUMNS. T=TREASURY, N=NON-TREASURY, S=SUBCONTRACTOR FUNDS & PROCUREMENT CARD HUB PURCHASES, TC=TERM CONTRACT, I= INTER GOVERNMENTAL



TEXAS HISTORICALLY UNDERUTILIZED BUSINESS (HUB) SEMI-ANNUAL REPORT RECEIVED FOR FISCAL YEAR 2023

SECTION VII - STATE AGENCY EXPENDITURE DATA

FUND TYPE	TOTAL EXPENDITURE	TOTAL SPENT WITH HUBS AMOUNT / %	BLACK AMOUNT / %	HISPANIC AMOUNT / %	WOMAN AMOUNT / %	ASIAN PACIFIC AMOUNT / %	NATIVE AMERICAN AMOUNT / %	SERVICE-DISABLED VETERAN AMOUNT / %
<b>554 - TEXAS ANIMAL HEALTH COMMISSION - Statewide Grand Total Expenditures</b>								
T	\$2,226,962	\$390,779 / 17.55%	\$154,627 / 6.94%	\$54,124 / 2.43%	\$46,700 / 2.10%	\$3,386 / 0.15%	\$131,943 / 5.92%	0 / 0%
N	0	0 / 0%	0 / 0%	0 / 0%	0 / 0%	0 / 0%	0 / 0%	0 / 0%
S	***	\$4,739 / 1.75%	0 / 0%	\$310 / 0.11%	\$3,617 / 1.34%	0 / 0%	\$811 / 0.30%	0 / 0%
-TC	\$219,800	0 / 0%	0 / 0%	0 / 0%	0 / 0%	0 / 0%	0 / 0%	0 / 0%
-I	\$162,059	0 / 0%	0 / 0%	0 / 0%	0 / 0%	0 / 0%	0 / 0%	0 / 0%
	<b>\$1,845,104</b>	<b>\$395,518 / 19.30%</b>	<b>\$154,627 / 6.94%</b>	<b>\$54,434 / 2.54%</b>	<b>\$50,317 / 3.43%</b>	<b>\$3,386 / 0.15%</b>	<b>\$132,754 / 6.22%</b>	<b>0 / 0%</b>

\*\*\* DOLLARS REPORTED BUT NOT SHOWN IN THESE COLUMNS. T=TREASURY, N=NON-TREASURY, S=SUBCONTRACTOR FUNDS & PROCUREMENT CARD HUB PURCHASES, TC=TERM CONTRACT, I= INTER GOVERNMENTAL



TEXAS HISTORICALLY UNDERUTILIZED BUSINESS (HUB) SEMI-ANNUAL REPORT RECEIVED FOR FISCAL YEAR 2023

SECTION VII - STATE AGENCY EXPENDITURE DATA

FUND TYPE	TOTAL EXPENDITURE	TOTAL SPENT WITH HUBS AMOUNT / %	BLACK AMOUNT / %	HISPANIC AMOUNT / %	WOMAN AMOUNT / %	ASIAN PACIFIC AMOUNT / %	NATIVE AMERICAN AMOUNT / %	SERVICE-DISABLED VETERAN AMOUNT / %
-----------	-------------------	----------------------------------	------------------	---------------------	------------------	--------------------------	----------------------------	-------------------------------------

555 - TEXAS A&M AGRILIFE EXTENSION SERVICE - HEAVY CONSTRUCTION UNADJUSTED GOAL IS 11.2%

T	0	0 / 0%	0 / 0%	0 / 0%	0 / 0%	0 / 0%	0 / 0%	0 / 0%
N	0	0 / 0%	0 / 0%	0 / 0%	0 / 0%	0 / 0%	0 / 0%	0 / 0%
S	***	0 / 0%	0 / 0%	0 / 0%	0 / 0%	0 / 0%	0 / 0%	0 / 0%
-TC	0	0 / 0%	0 / 0%	0 / 0%	0 / 0%	0 / 0%	0 / 0%	0 / 0%
-I	0	0 / 0%	0 / 0%	0 / 0%	0 / 0%	0 / 0%	0 / 0%	0 / 0%
	<b>0</b>	<b>0 / 0%</b>	<b>0 / 0%</b>	<b>0 / 0%</b>	<b>0 / 0%</b>	<b>0 / 0%</b>	<b>0 / 0%</b>	<b>0 / 0%</b>

555 - TEXAS A&M AGRILIFE EXTENSION SERVICE - BUILDING CONSTRUCTION UNADJUSTED GOAL IS 21.1%

T	0	0 / 0%	0 / 0%	0 / 0%	0 / 0%	0 / 0%	0 / 0%	0 / 0%
N	\$30,396	\$19,375 / 63.74%	0 / 0%	\$16,362 / 53.83%	\$3,013 / 9.91%	0 / 0%	0 / 0%	0 / 0%
S	***	0 / 0%	0 / 0%	0 / 0%	0 / 0%	0 / 0%	0 / 0%	0 / 0%
-TC	0	0 / 0%	0 / 0%	0 / 0%	0 / 0%	0 / 0%	0 / 0%	0 / 0%
-I	0	0 / 0%	0 / 0%	0 / 0%	0 / 0%	0 / 0%	0 / 0%	0 / 0%
	<b>\$30,396</b>	<b>\$19,375 / 63.74%</b>	<b>0 / 0%</b>	<b>\$16,362 / 53.83%</b>	<b>\$3,013 / 9.91%</b>	<b>0 / 0%</b>	<b>0 / 0%</b>	<b>0 / 0%</b>

555 - TEXAS A&M AGRILIFE EXTENSION SERVICE - SPECIAL TRADE UNADJUSTED GOAL IS 32.9%

T	0	0 / 0%	0 / 0%	0 / 0%	0 / 0%	0 / 0%	0 / 0%	0 / 0%
N	\$42,739	\$359 / 0.84%	0 / 0%	0 / 0%	\$359 / 0.84%	0 / 0%	0 / 0%	0 / 0%
S	***	0 / 0%	0 / 0%	0 / 0%	0 / 0%	0 / 0%	0 / 0%	0 / 0%
-TC	0	0 / 0%	0 / 0%	0 / 0%	0 / 0%	0 / 0%	0 / 0%	0 / 0%
-I	0	0 / 0%	0 / 0%	0 / 0%	0 / 0%	0 / 0%	0 / 0%	0 / 0%
	<b>\$42,739</b>	<b>\$359 / 0.84%</b>	<b>0 / 0%</b>	<b>0 / 0%</b>	<b>\$359 / 0.84%</b>	<b>0 / 0%</b>	<b>0 / 0%</b>	<b>0 / 0%</b>

\*\*\* DOLLARS REPORTED BUT NOT SHOWN IN THESE COLUMNS. T=TREASURY, N=NON-TREASURY, S=SUBCONTRACTOR FUNDS & PROCUREMENT CARD HUB PURCHASES, TC=TERM CONTRACT, I= INTER GOVERNMENT





TEXAS HISTORICALLY UNDERUTILIZED BUSINESS (HUB) SEMI-ANNUAL REPORT RECEIVED FOR FISCAL YEAR 2023

SECTION VII - STATE AGENCY EXPENDITURE DATA

FUND TYPE	TOTAL EXPENDITURE	TOTAL SPENT WITH HUBS AMOUNT / %	BLACK AMOUNT / %	HISPANIC AMOUNT / %	WOMAN AMOUNT / %	ASIAN PACIFIC AMOUNT / %	NATIVE AMERICAN AMOUNT / %	SERVICE-DISABLED VETERAN AMOUNT / %
<b>555 - TEXAS A&amp;M AGRILIFE EXTENSION SERVICE - PROFESSIONAL SERVICES UNADJUSTED GOAL IS 23.7%</b>								
T	0	0 / 0%	0 / 0%	0 / 0%	0 / 0%	0 / 0%	0 / 0%	0 / 0%
N	\$1,085	0 / 0%	0 / 0%	0 / 0%	0 / 0%	0 / 0%	0 / 0%	0 / 0%
S	***	0 / 0%	0 / 0%	0 / 0%	0 / 0%	0 / 0%	0 / 0%	0 / 0%
-TC	0	0 / 0%	0 / 0%	0 / 0%	0 / 0%	0 / 0%	0 / 0%	0 / 0%
-I	0	0 / 0%	0 / 0%	0 / 0%	0 / 0%	0 / 0%	0 / 0%	0 / 0%
	<b>\$1,085</b>	<b>0 / 0%</b>	<b>0 / 0%</b>	<b>0 / 0%</b>	<b>0 / 0%</b>	<b>0 / 0%</b>	<b>0 / 0%</b>	<b>0 / 0%</b>
<b>555 - TEXAS A&amp;M AGRILIFE EXTENSION SERVICE - OTHER SERVICES UNADJUSTED GOAL IS 26%</b>								
T	-\$67	0 / 0%	0 / 0%	0 / 0%	0 / 0%	0 / 0%	0 / 0%	0 / 0%
N	\$1,487,962	\$49,763 / 3.34%	0 / 0%	\$1,116 / 0.07%	\$11,496 / 0.77%	\$152 / 0.01%	0 / 0%	\$37,000 / 2.49%
S	***	0 / 0%	0 / 0%	0 / 0%	0 / 0%	0 / 0%	0 / 0%	0 / 0%
-TC	0	0 / 0%	0 / 0%	0 / 0%	0 / 0%	0 / 0%	0 / 0%	0 / 0%
-I	0	0 / 0%	0 / 0%	0 / 0%	0 / 0%	0 / 0%	0 / 0%	0 / 0%
	<b>\$1,487,895</b>	<b>\$49,763 / 3.34%</b>	<b>0 / 0%</b>	<b>\$1,116 / 0.07%</b>	<b>\$11,496 / 0.77%</b>	<b>\$152 / 0.01%</b>	<b>0 / 0%</b>	<b>\$37,000 / 2.49%</b>
<b>555 - TEXAS A&amp;M AGRILIFE EXTENSION SERVICE - COMMODITY PURCHASING UNADJUSTED GOAL IS 21.1%</b>								
T	-\$10,262	0 / 0%	0 / 0%	0 / 0%	0 / 0%	0 / 0%	0 / 0%	0 / 0%
N	\$5,549,343	\$1,158,939 / 20.88%	\$214,956 / 3.87%	\$804,334 / 14.49%	\$77,417 / 1.40%	\$30,295 / 0.55%	\$219 / 0.00%	\$31,719 / 0.57%
S	***	\$22,724 / 1.00%	0 / 0%	\$6,327 / 0.28%	\$16,259 / 0.71%	\$139 / 0.01%	0 / 0%	0 / 0%
-TC	\$75,111	0 / 0%	0 / 0%	0 / 0%	0 / 0%	0 / 0%	0 / 0%	0 / 0%
-I	0	0 / 0%	0 / 0%	0 / 0%	0 / 0%	0 / 0%	0 / 0%	0 / 0%
	<b>\$5,463,969</b>	<b>\$1,181,663 / 21.88%</b>	<b>\$214,956 / 3.87%</b>	<b>\$810,660 / 14.77%</b>	<b>\$93,676 / 2.11%</b>	<b>\$30,434 / 0.55%</b>	<b>\$219 / 0.00%</b>	<b>\$31,719 / 0.57%</b>

\*\*\* DOLLARS REPORTED BUT NOT SHOWN IN THESE COLUMNS. T=TREASURY, N=NON-TREASURY, S=SUBCONTRACTOR FUNDS & PROCUREMENT CARD HUB PURCHASES, TC=TERM CONTRACT, I= INTER GOVERNMENT



TEXAS HISTORICALLY UNDERUTILIZED BUSINESS (HUB) SEMI-ANNUAL REPORT RECEIVED FOR FISCAL YEAR 2023

SECTION VII - STATE AGENCY EXPENDITURE DATA

FUND TYPE	TOTAL EXPENDITURE	TOTAL SPENT WITH HUBS AMOUNT / %	BLACK AMOUNT / %	HISPANIC AMOUNT / %	WOMAN AMOUNT / %	ASIAN PACIFIC AMOUNT / %	NATIVE AMERICAN AMOUNT / %	SERVICE-DISABLED VETERAN AMOUNT / %
<b>555 - TEXAS A&amp;M AGRILIFE EXTENSION SERVICE - Statewide Grand Total Expenditures</b>								
T	\$-10,330	0 / 0%	0 / 0%	0 / 0%	0 / 0%	0 / 0%	0 / 0%	0 / 0%
N	\$7,111,525	\$1,228,436 / 17.27%	\$214,956 / 3.02%	\$821,811 / 11.56%	\$92,285 / 1.30%	\$30,447 / 0.43%	\$219 / 0.00%	\$68,719 / 0.97%
S	***	\$22,724 / 1.00%	0 / 0%	\$6,327 / 0.28%	\$16,259 / 0.71%	\$139 / 0.01%	0 / 0%	0 / 0%
-TC	\$75,111	0 / 0%	0 / 0%	0 / 0%	0 / 0%	0 / 0%	0 / 0%	0 / 0%
-I	0	0 / 0%	0 / 0%	0 / 0%	0 / 0%	0 / 0%	0 / 0%	0 / 0%
	<b>\$7,026,084</b>	<b>\$1,251,160 / 18.27%</b>	<b>\$214,956 / 3.02%</b>	<b>\$828,137 / 11.83%</b>	<b>\$108,544 / 2.01%</b>	<b>\$30,585 / 0.43%</b>	<b>\$219 / 0.00%</b>	<b>\$68,719 / 0.97%</b>

\*\*\* DOLLARS REPORTED BUT NOT SHOWN IN THESE COLUMNS. T=TREASURY, N=NON-TREASURY, S=SUBCONTRACTOR FUNDS & PROCUREMENT CARD HUB PURCHASES, TC=TERM CONTRACT, I= INTER GOVERNMENTAL



TEXAS HISTORICALLY UNDERUTILIZED BUSINESS (HUB) SEMI-ANNUAL REPORT RECEIVED FOR FISCAL YEAR 2023

SECTION VII - STATE AGENCY EXPENDITURE DATA

FUND TYPE	TOTAL EXPENDITURE	TOTAL SPENT WITH HUBS AMOUNT / %	BLACK AMOUNT / %	HISPANIC AMOUNT / %	WOMAN AMOUNT / %	ASIAN PACIFIC AMOUNT / %	NATIVE AMERICAN AMOUNT / %	SERVICE-DISABLED VETERAN AMOUNT / %
<b>556 - TEXAS A&amp;M AGRILIFE RESEARCH - HEAVY CONSTRUCTION UNADJUSTED GOAL IS 11.2%</b>								
T	0	0 / 0%	0 / 0%	0 / 0%	0 / 0%	0 / 0%	0 / 0%	0 / 0%
N	0	0 / 0%	0 / 0%	0 / 0%	0 / 0%	0 / 0%	0 / 0%	0 / 0%
S	***	0 / 0%	0 / 0%	0 / 0%	0 / 0%	0 / 0%	0 / 0%	0 / 0%
-TC	0	0 / 0%	0 / 0%	0 / 0%	0 / 0%	0 / 0%	0 / 0%	0 / 0%
-I	0	0 / 0%	0 / 0%	0 / 0%	0 / 0%	0 / 0%	0 / 0%	0 / 0%
	<b>0</b>	<b>0 / 0%</b>	<b>0 / 0%</b>	<b>0 / 0%</b>	<b>0 / 0%</b>	<b>0 / 0%</b>	<b>0 / 0%</b>	<b>0 / 0%</b>

<b>556 - TEXAS A&amp;M AGRILIFE RESEARCH - BUILDING CONSTRUCTION UNADJUSTED GOAL IS 21.1%</b>								
T	0	0 / 0%	0 / 0%	0 / 0%	0 / 0%	0 / 0%	0 / 0%	0 / 0%
N	\$1,169,360	\$47,593 / 4.07%	-\$21,230 / -1.82%	\$38,177 / 3.26%	\$30,646 / 2.62%	0 / 0%	0 / 0%	0 / 0%
S	***	0 / 0%	0 / 0%	0 / 0%	0 / 0%	0 / 0%	0 / 0%	0 / 0%
-TC	0	0 / 0%	0 / 0%	0 / 0%	0 / 0%	0 / 0%	0 / 0%	0 / 0%
-I	0	0 / 0%	0 / 0%	0 / 0%	0 / 0%	0 / 0%	0 / 0%	0 / 0%
	<b>\$1,169,360</b>	<b>\$47,593 / 4.07%</b>	<b>-\$21,230 / -1.82%</b>	<b>\$38,177 / 3.26%</b>	<b>\$30,646 / 2.62%</b>	<b>0 / 0%</b>	<b>0 / 0%</b>	<b>0 / 0%</b>

<b>556 - TEXAS A&amp;M AGRILIFE RESEARCH - SPECIAL TRADE UNADJUSTED GOAL IS 32.9%</b>								
T	0	0 / 0%	0 / 0%	0 / 0%	0 / 0%	0 / 0%	0 / 0%	0 / 0%
N	\$3,176,167	\$458,547 / 14.44%	\$229,744 / 7.23%	\$204,219 / 6.43%	\$24,584 / 0.77%	0 / 0%	0 / 0%	0 / 0%
S	***	\$719,666 / 22.93%	0 / 0%	\$45,355 / 1.44%	\$674,311 / 21.48%	0 / 0%	0 / 0%	0 / 0%
-TC	0	0 / 0%	0 / 0%	0 / 0%	0 / 0%	0 / 0%	0 / 0%	0 / 0%
-I	0	0 / 0%	0 / 0%	0 / 0%	0 / 0%	0 / 0%	0 / 0%	0 / 0%
	<b>\$3,176,167</b>	<b>\$1,178,212 / 37.36%</b>	<b>\$229,744 / 7.23%</b>	<b>\$249,574 / 7.87%</b>	<b>\$698,895 / 22.26%</b>	<b>0 / 0%</b>	<b>0 / 0%</b>	<b>0 / 0%</b>

\*\*\* DOLLARS REPORTED BUT NOT SHOWN IN THESE COLUMNS. T=TREASURY, N=NON-TREASURY, S=SUBCONTRACTOR FUNDS & PROCUREMENT CARD HUB PURCHASES, TC=TERM CONTRACT, I= INTER GOVERNMENT



TEXAS HISTORICALLY UNDERUTILIZED BUSINESS (HUB) SEMI-ANNUAL REPORT RECEIVED FOR FISCAL YEAR 2023

SECTION VII - STATE AGENCY EXPENDITURE DATA

FUND TYPE	TOTAL EXPENDITURE	TOTAL SPENT WITH HUBS AMOUNT / %	BLACK AMOUNT / %	HISPANIC AMOUNT / %	WOMAN AMOUNT / %	ASIAN PACIFIC AMOUNT / %	NATIVE AMERICAN AMOUNT / %	SERVICE-DISABLED VETERAN AMOUNT / %
<b>556 - TEXAS A&amp;M AGRILIFE RESEARCH - PROFESSIONAL SERVICES UNADJUSTED GOAL IS 23.7%</b>								
T	0	0 / 0%	0 / 0%	0 / 0%	0 / 0%	0 / 0%	0 / 0%	0 / 0%
N	\$16,700	\$4,000 / 23.95%	0 / 0%	0 / 0%	\$4,000 / 23.95%	0 / 0%	0 / 0%	0 / 0%
S	***	0 / 0%	0 / 0%	0 / 0%	0 / 0%	0 / 0%	0 / 0%	0 / 0%
-TC	0	0 / 0%	0 / 0%	0 / 0%	0 / 0%	0 / 0%	0 / 0%	0 / 0%
-I	0	0 / 0%	0 / 0%	0 / 0%	0 / 0%	0 / 0%	0 / 0%	0 / 0%
	<b>\$16,700</b>	<b>\$4,000 / 23.95%</b>	<b>0 / 0%</b>	<b>0 / 0%</b>	<b>\$4,000 / 23.95%</b>	<b>0 / 0%</b>	<b>0 / 0%</b>	<b>0 / 0%</b>
<b>556 - TEXAS A&amp;M AGRILIFE RESEARCH - OTHER SERVICES UNADJUSTED GOAL IS 26%</b>								
T	-\$1,671	0 / 0%	0 / 0%	0 / 0%	0 / 0%	0 / 0%	0 / 0%	0 / 0%
N	\$4,875,090	\$417,877 / 8.57%	\$104,834 / 2.15%	\$39,032 / 0.80%	\$247,085 / 5.07%	\$9,107 / 0.19%	0 / 0%	\$17,819 / 0.37%
S	***	\$5,466 / 0.12%	0 / 0%	0 / 0%	\$5,466 / 0.12%	0 / 0%	0 / 0%	0 / 0%
-TC	0	0 / 0%	0 / 0%	0 / 0%	0 / 0%	0 / 0%	0 / 0%	0 / 0%
-I	0	0 / 0%	0 / 0%	0 / 0%	0 / 0%	0 / 0%	0 / 0%	0 / 0%
	<b>\$4,873,419</b>	<b>\$423,343 / 8.70%</b>	<b>\$104,834 / 2.15%</b>	<b>\$39,032 / 0.80%</b>	<b>\$252,552 / 5.19%</b>	<b>\$9,107 / 0.19%</b>	<b>0 / 0%</b>	<b>\$17,819 / 0.37%</b>
<b>556 - TEXAS A&amp;M AGRILIFE RESEARCH - COMMODITY PURCHASING UNADJUSTED GOAL IS 21.1%</b>								
T	-\$25,915	0 / 0%	0 / 0%	0 / 0%	0 / 0%	0 / 0%	0 / 0%	0 / 0%
N	\$16,852,142	\$3,305,104 / 19.61%	\$1,571,242 / 9.32%	\$1,509,907 / 8.96%	\$171,269 / 1.02%	\$44,864 / 0.27%	\$257 / 0.00%	\$7,565 / 0.04%
S	***	\$58,724 / 0.62%	0 / 0%	\$25,178 / 0.26%	\$33,143 / 0.35%	\$403 / 0.00%	0 / 0%	0 / 0%
-TC	\$6,658	0 / 0%	0 / 0%	0 / 0%	0 / 0%	0 / 0%	0 / 0%	0 / 0%
-I	0	0 / 0%	0 / 0%	0 / 0%	0 / 0%	0 / 0%	0 / 0%	0 / 0%
	<b>\$16,819,569</b>	<b>\$3,363,828 / 20.23%</b>	<b>\$1,571,242 / 9.32%</b>	<b>\$1,535,086 / 9.22%</b>	<b>\$204,412 / 1.36%</b>	<b>\$45,267 / 0.27%</b>	<b>\$257 / 0.00%</b>	<b>\$7,565 / 0.04%</b>

\*\*\* DOLLARS REPORTED BUT NOT SHOWN IN THESE COLUMNS. T=TREASURY, N=NON-TREASURY, S=SUBCONTRACTOR FUNDS & PROCUREMENT CARD HUB PURCHASES, TC=TERM CONTRACT, I= INTER GOVERNMENT



TEXAS HISTORICALLY UNDERUTILIZED BUSINESS (HUB) SEMI-ANNUAL REPORT RECEIVED FOR FISCAL YEAR 2023

SECTION VII - STATE AGENCY EXPENDITURE DATA

FUND TYPE	TOTAL EXPENDITURE	TOTAL SPENT WITH HUBS AMOUNT / %	BLACK AMOUNT / %	HISPANIC AMOUNT / %	WOMAN AMOUNT / %	ASIAN PACIFIC AMOUNT / %	NATIVE AMERICAN AMOUNT / %	SERVICE-DISABLED VETERAN AMOUNT / %
<b>556 - TEXAS A&amp;M AGRILIFE RESEARCH - Statewide Grand Total Expenditures</b>								
T	\$-27,585	0 / 0%	0 / 0%	0 / 0%	0 / 0%	0 / 0%	0 / 0%	0 / 0%
N	\$26,089,458	\$4,233,121 / 16.23%	\$1,884,590 / 7.22%	\$1,791,336 / 6.87%	\$477,584 / 1.83%	\$53,971 / 0.21%	\$257 / 0.00%	\$25,384 / 0.10%
S	***	\$783,857 / 4.60%	0 / 0%	\$70,533 / 0.41%	\$712,921 / 4.18%	\$403 / 0.00%	0 / 0%	0 / 0%
-TC	\$6,658	0 / 0%	0 / 0%	0 / 0%	0 / 0%	0 / 0%	0 / 0%	0 / 0%
-I	0	0 / 0%	0 / 0%	0 / 0%	0 / 0%	0 / 0%	0 / 0%	0 / 0%
	<b>\$26,055,214</b>	<b>\$5,016,978 / 20.82%</b>	<b>\$1,884,590 / 7.22%</b>	<b>\$1,861,868 / 7.28%</b>	<b>\$1,190,505 / 6.01%</b>	<b>\$54,374 / 0.21%</b>	<b>\$257 / 0.00%</b>	<b>\$25,384 / 0.10%</b>

\*\*\* DOLLARS REPORTED BUT NOT SHOWN IN THESE COLUMNS. T=TREASURY, N=NON-TREASURY, S=SUBCONTRACTOR FUNDS & PROCUREMENT CARD HUB PURCHASES, TC=TERM CONTRACT, I= INTER GOVERNMENTAL



TEXAS HISTORICALLY UNDERUTILIZED BUSINESS (HUB) SEMI-ANNUAL REPORT RECEIVED FOR FISCAL YEAR 2023

SECTION VII - STATE AGENCY EXPENDITURE DATA

FUND TYPE	TOTAL EXPENDITURE	TOTAL SPENT WITH HUBS AMOUNT / %	BLACK AMOUNT / %	HISPANIC AMOUNT / %	WOMAN AMOUNT / %	ASIAN PACIFIC AMOUNT / %	NATIVE AMERICAN AMOUNT / %	SERVICE-DISABLED VETERAN AMOUNT / %
-----------	-------------------	----------------------------------	------------------	---------------------	------------------	--------------------------	----------------------------	-------------------------------------

557 - TX A&M VETERINARY MED DIAGNOSTIC LAB - HEAVY CONSTRUCTION UNADJUSTED GOAL IS 11.2%

T	0	0 / 0%	0 / 0%	0 / 0%	0 / 0%	0 / 0%	0 / 0%	0 / 0%
N	0	0 / 0%	0 / 0%	0 / 0%	0 / 0%	0 / 0%	0 / 0%	0 / 0%
S	***	0 / 0%	0 / 0%	0 / 0%	0 / 0%	0 / 0%	0 / 0%	0 / 0%
-TC	0	0 / 0%	0 / 0%	0 / 0%	0 / 0%	0 / 0%	0 / 0%	0 / 0%
-I	0	0 / 0%	0 / 0%	0 / 0%	0 / 0%	0 / 0%	0 / 0%	0 / 0%
	<b>0</b>	<b>0 / 0%</b>	<b>0 / 0%</b>	<b>0 / 0%</b>	<b>0 / 0%</b>	<b>0 / 0%</b>	<b>0 / 0%</b>	<b>0 / 0%</b>

557 - TX A&M VETERINARY MED DIAGNOSTIC LAB - BUILDING CONSTRUCTION UNADJUSTED GOAL IS 21.1%

T	0	0 / 0%	0 / 0%	0 / 0%	0 / 0%	0 / 0%	0 / 0%	0 / 0%
N	0	0 / 0%	0 / 0%	0 / 0%	0 / 0%	0 / 0%	0 / 0%	0 / 0%
S	***	0 / 0%	0 / 0%	0 / 0%	0 / 0%	0 / 0%	0 / 0%	0 / 0%
-TC	0	0 / 0%	0 / 0%	0 / 0%	0 / 0%	0 / 0%	0 / 0%	0 / 0%
-I	0	0 / 0%	0 / 0%	0 / 0%	0 / 0%	0 / 0%	0 / 0%	0 / 0%
	<b>0</b>	<b>0 / 0%</b>	<b>0 / 0%</b>	<b>0 / 0%</b>	<b>0 / 0%</b>	<b>0 / 0%</b>	<b>0 / 0%</b>	<b>0 / 0%</b>

557 - TX A&M VETERINARY MED DIAGNOSTIC LAB - SPECIAL TRADE UNADJUSTED GOAL IS 32.9%

T	0	0 / 0%	0 / 0%	0 / 0%	0 / 0%	0 / 0%	0 / 0%	0 / 0%
N	\$33,127	0 / 0%	0 / 0%	0 / 0%	0 / 0%	0 / 0%	0 / 0%	0 / 0%
S	***	0 / 0%	0 / 0%	0 / 0%	0 / 0%	0 / 0%	0 / 0%	0 / 0%
-TC	0	0 / 0%	0 / 0%	0 / 0%	0 / 0%	0 / 0%	0 / 0%	0 / 0%
-I	0	0 / 0%	0 / 0%	0 / 0%	0 / 0%	0 / 0%	0 / 0%	0 / 0%
	<b>\$33,127</b>	<b>0 / 0%</b>	<b>0 / 0%</b>	<b>0 / 0%</b>	<b>0 / 0%</b>	<b>0 / 0%</b>	<b>0 / 0%</b>	<b>0 / 0%</b>

\*\*\* DOLLARS REPORTED BUT NOT SHOWN IN THESE COLUMNS. T=TREASURY, N=NON-TREASURY, S=SUBCONTRACTOR FUNDS & PROCUREMENT CARD HUB PURCHASES, TC=TERM CONTRACT, I= INTER GOVERNMENT



TEXAS HISTORICALLY UNDERUTILIZED BUSINESS (HUB) SEMI-ANNUAL REPORT RECEIVED FOR FISCAL YEAR 2023

SECTION VII - STATE AGENCY EXPENDITURE DATA

FUND TYPE	TOTAL EXPENDITURE	TOTAL SPENT WITH HUBS AMOUNT / %	BLACK AMOUNT / %	HISPANIC AMOUNT / %	WOMAN AMOUNT / %	ASIAN PACIFIC AMOUNT / %	NATIVE AMERICAN AMOUNT / %	SERVICE-DISABLED VETERAN AMOUNT / %
-----------	-------------------	----------------------------------	------------------	---------------------	------------------	--------------------------	----------------------------	-------------------------------------

557 - TX A&M VETERINARY MED DIAGNOSTIC LAB - PROFESSIONAL SERVICES UNADJUSTED GOAL IS 23.7%

T	0	0 / 0%	0 / 0%	0 / 0%	0 / 0%	0 / 0%	0 / 0%	0 / 0%
N	\$23,000	\$23,000 / 100.00%	0 / 0%	\$23,000 / 100.00%	0 / 0%	0 / 0%	0 / 0%	0 / 0%
S	***	0 / 0%	0 / 0%	0 / 0%	0 / 0%	0 / 0%	0 / 0%	0 / 0%
-TC	0	0 / 0%	0 / 0%	0 / 0%	0 / 0%	0 / 0%	0 / 0%	0 / 0%
-I	0	0 / 0%	0 / 0%	0 / 0%	0 / 0%	0 / 0%	0 / 0%	0 / 0%
	<b>\$23,000</b>	<b>\$23,000 / 100.00%</b>	<b>0 / 0%</b>	<b>\$23,000 / 100.00%</b>	<b>0 / 0%</b>	<b>0 / 0%</b>	<b>0 / 0%</b>	<b>0 / 0%</b>

557 - TX A&M VETERINARY MED DIAGNOSTIC LAB - OTHER SERVICES UNADJUSTED GOAL IS 26%

T	0	0 / 0%	0 / 0%	0 / 0%	0 / 0%	0 / 0%	0 / 0%	0 / 0%
N	\$710,637	\$8,192 / 1.15%	\$132 / 0.02%	\$5,305 / 0.75%	\$2,755 / 0.39%	0 / 0%	0 / 0%	0 / 0%
S	***	\$133 / 0.26%	0 / 0%	0 / 0%	\$133 / 0.26%	0 / 0%	0 / 0%	0 / 0%
-TC	0	0 / 0%	0 / 0%	0 / 0%	0 / 0%	0 / 0%	0 / 0%	0 / 0%
-I	0	0 / 0%	0 / 0%	0 / 0%	0 / 0%	0 / 0%	0 / 0%	0 / 0%
	<b>\$710,637</b>	<b>\$8,325 / 1.41%</b>	<b>\$132 / 0.02%</b>	<b>\$5,305 / 0.75%</b>	<b>\$2,888 / 0.64%</b>	<b>0 / 0%</b>	<b>0 / 0%</b>	<b>0 / 0%</b>

557 - TX A&M VETERINARY MED DIAGNOSTIC LAB - COMMODITY PURCHASING UNADJUSTED GOAL IS 21.1%

T	0	0 / 0%	0 / 0%	0 / 0%	0 / 0%	0 / 0%	0 / 0%	0 / 0%
N	\$2,960,259	\$697,010 / 23.55%	\$328,329 / 11.09%	\$349,257 / 11.80%	\$15,089 / 0.51%	\$4,335 / 0.15%	0 / 0%	0 / 0%
S	***	0 / 0%	0 / 0%	0 / 0%	0 / 0%	0 / 0%	0 / 0%	0 / 0%
-TC	0	0 / 0%	0 / 0%	0 / 0%	0 / 0%	0 / 0%	0 / 0%	0 / 0%
-I	0	0 / 0%	0 / 0%	0 / 0%	0 / 0%	0 / 0%	0 / 0%	0 / 0%
	<b>\$2,960,259</b>	<b>\$697,010 / 23.55%</b>	<b>\$328,329 / 11.09%</b>	<b>\$349,257 / 11.80%</b>	<b>\$15,089 / 0.51%</b>	<b>\$4,335 / 0.15%</b>	<b>0 / 0%</b>	<b>0 / 0%</b>

\*\*\* DOLLARS REPORTED BUT NOT SHOWN IN THESE COLUMNS. T=TREASURY, N=NON-TREASURY, S=SUBCONTRACTOR FUNDS & PROCUREMENT CARD HUB PURCHASES, TC=TERM CONTRACT, I= INTER GOVERNMENT



TEXAS HISTORICALLY UNDERUTILIZED BUSINESS (HUB) SEMI-ANNUAL REPORT RECEIVED FOR FISCAL YEAR 2023

SECTION VII - STATE AGENCY EXPENDITURE DATA

FUND TYPE	TOTAL EXPENDITURE	TOTAL SPENT WITH HUBS AMOUNT / %	BLACK AMOUNT / %	HISPANIC AMOUNT / %	WOMAN AMOUNT / %	ASIAN PACIFIC AMOUNT / %	NATIVE AMERICAN AMOUNT / %	SERVICE-DISABLED VETERAN AMOUNT / %
<b>557 - TX A&amp;M VETERINARY MED DIAGNOSTIC LAB - Statewide Grand Total Expenditures</b>								
T	0	0 / 0%	0 / 0%	0 / 0%	0 / 0%	0 / 0%	0 / 0%	0 / 0%
N	\$3,727,023	\$728,202 / 19.54%	\$328,461 / 8.81%	\$377,562 / 10.13%	\$17,844 / 0.48%	\$4,335 / 0.12%	0 / 0%	0 / 0%
S	***	\$133 / 0.26%	0 / 0%	0 / 0%	\$133 / 0.26%	0 / 0%	0 / 0%	0 / 0%
-TC	0	0 / 0%	0 / 0%	0 / 0%	0 / 0%	0 / 0%	0 / 0%	0 / 0%
-I	0	0 / 0%	0 / 0%	0 / 0%	0 / 0%	0 / 0%	0 / 0%	0 / 0%
	<b>\$3,727,023</b>	<b>\$728,335 / 19.80%</b>	<b>\$328,461 / 8.81%</b>	<b>\$377,562 / 10.13%</b>	<b>\$17,977 / 0.74%</b>	<b>\$4,335 / 0.12%</b>	<b>0 / 0%</b>	<b>0 / 0%</b>

\*\*\* DOLLARS REPORTED BUT NOT SHOWN IN THESE COLUMNS. T=TREASURY, N=NON-TREASURY, S=SUBCONTRACTOR FUNDS & PROCUREMENT CARD HUB PURCHASES, TC=TERM CONTRACT, I= INTER GOVERNMENTAL





TEXAS HISTORICALLY UNDERUTILIZED BUSINESS (HUB) SEMI-ANNUAL REPORT RECEIVED FOR FISCAL YEAR 2023

SECTION VII - STATE AGENCY EXPENDITURE DATA

FUND TYPE	TOTAL EXPENDITURE	TOTAL SPENT WITH HUBS AMOUNT / %	BLACK AMOUNT / %	HISPANIC AMOUNT / %	WOMAN AMOUNT / %	ASIAN PACIFIC AMOUNT / %	NATIVE AMERICAN AMOUNT / %	SERVICE-DISABLED VETERAN AMOUNT / %
-----------	-------------------	----------------------------------	------------------	---------------------	------------------	--------------------------	----------------------------	-------------------------------------

575 - TEXAS DIVISION OF EMERGENCY MANAGEME - HEAVY CONSTRUCTION UNADJUSTED GOAL IS 11.2%

T	0	0 / 0%	0 / 0%	0 / 0%	0 / 0%	0 / 0%	0 / 0%	0 / 0%
N	0	0 / 0%	0 / 0%	0 / 0%	0 / 0%	0 / 0%	0 / 0%	0 / 0%
S	***	0 / 0%	0 / 0%	0 / 0%	0 / 0%	0 / 0%	0 / 0%	0 / 0%
-TC	0	0 / 0%	0 / 0%	0 / 0%	0 / 0%	0 / 0%	0 / 0%	0 / 0%
-I	0	0 / 0%	0 / 0%	0 / 0%	0 / 0%	0 / 0%	0 / 0%	0 / 0%
	<b>0</b>	<b>0 / 0%</b>	<b>0 / 0%</b>	<b>0 / 0%</b>	<b>0 / 0%</b>	<b>0 / 0%</b>	<b>0 / 0%</b>	<b>0 / 0%</b>

575 - TEXAS DIVISION OF EMERGENCY MANAGEME - BUILDING CONSTRUCTION UNADJUSTED GOAL IS 21.1%

T	\$18,213,151	0 / 0%	0 / 0%	0 / 0%	0 / 0%	0 / 0%	0 / 0%	0 / 0%
N	0	0 / 0%	0 / 0%	0 / 0%	0 / 0%	0 / 0%	0 / 0%	0 / 0%
S	***	\$2,997,824 / 16.46%	0 / 0%	0 / 0%	\$2,997,824 / 16.46%	0 / 0%	0 / 0%	0 / 0%
-TC	0	0 / 0%	0 / 0%	0 / 0%	0 / 0%	0 / 0%	0 / 0%	0 / 0%
-I	0	0 / 0%	0 / 0%	0 / 0%	0 / 0%	0 / 0%	0 / 0%	0 / 0%
	<b>\$18,213,151</b>	<b>\$2,997,824 / 16.46%</b>	<b>0 / 0%</b>	<b>0 / 0%</b>	<b>\$2,997,824 / 16.46%</b>	<b>0 / 0%</b>	<b>0 / 0%</b>	<b>0 / 0%</b>

575 - TEXAS DIVISION OF EMERGENCY MANAGEME - SPECIAL TRADE UNADJUSTED GOAL IS 32.9%

T	\$562,296	\$707 / 0.13%	\$707 / 0.13%	0 / 0%	0 / 0%	0 / 0%	0 / 0%	0 / 0%
N	\$511	0 / 0%	0 / 0%	0 / 0%	0 / 0%	0 / 0%	0 / 0%	0 / 0%
S	***	0 / 0%	0 / 0%	0 / 0%	0 / 0%	0 / 0%	0 / 0%	0 / 0%
-TC	0	0 / 0%	0 / 0%	0 / 0%	0 / 0%	0 / 0%	0 / 0%	0 / 0%
-I	0	0 / 0%	0 / 0%	0 / 0%	0 / 0%	0 / 0%	0 / 0%	0 / 0%
	<b>\$562,807</b>	<b>\$707 / 0.13%</b>	<b>\$707 / 0.13%</b>	<b>0 / 0%</b>	<b>0 / 0%</b>	<b>0 / 0%</b>	<b>0 / 0%</b>	<b>0 / 0%</b>

\*\*\* DOLLARS REPORTED BUT NOT SHOWN IN THESE COLUMNS. T=TREASURY, N=NON-TREASURY, S=SUBCONTRACTOR FUNDS & PROCUREMENT CARD HUB PURCHASES, TC=TERM CONTRACT, I= INTER GOVERNMENT



TEXAS HISTORICALLY UNDERUTILIZED BUSINESS (HUB) SEMI-ANNUAL REPORT RECEIVED FOR FISCAL YEAR 2023

SECTION VII - STATE AGENCY EXPENDITURE DATA

FUND TYPE	TOTAL EXPENDITURE	TOTAL SPENT WITH HUBS AMOUNT / %	BLACK AMOUNT / %	HISPANIC AMOUNT / %	WOMAN AMOUNT / %	ASIAN PACIFIC AMOUNT / %	NATIVE AMERICAN AMOUNT / %	SERVICE-DISABLED VETERAN AMOUNT / %
<b>575 - TEXAS DIVISION OF EMERGENCY MANAGEME - PROFESSIONAL SERVICES UNADJUSTED GOAL IS 23.7%</b>								
T	\$9,071,245	0 / 0%	0 / 0%	0 / 0%	0 / 0%	0 / 0%	0 / 0%	0 / 0%
N	0	0 / 0%	0 / 0%	0 / 0%	0 / 0%	0 / 0%	0 / 0%	0 / 0%
S	***	\$3,098,440 / 41.67%	0 / 0%	\$2,168,413 / 29.16%	0 / 0%	0 / 0%	0 / 0%	\$930,027 / 12.51%
-TC	0	0 / 0%	0 / 0%	0 / 0%	0 / 0%	0 / 0%	0 / 0%	0 / 0%
-I	0	0 / 0%	0 / 0%	0 / 0%	0 / 0%	0 / 0%	0 / 0%	0 / 0%
	<b>\$9,071,245</b>	<b>\$3,098,440 / 41.67%</b>	<b>0 / 0%</b>	<b>\$2,168,413 / 29.16%</b>	<b>0 / 0%</b>	<b>0 / 0%</b>	<b>0 / 0%</b>	<b>\$930,027 / 12.51%</b>
<b>575 - TEXAS DIVISION OF EMERGENCY MANAGEME - OTHER SERVICES UNADJUSTED GOAL IS 26%</b>								
T	\$87,596,251	\$820,872 / 0.94%	0 / 0%	\$23,520 / 0.03%	\$797,352 / 0.91%	0 / 0%	0 / 0%	0 / 0%
N	\$4,382,789	0 / 0%	0 / 0%	0 / 0%	0 / 0%	0 / 0%	0 / 0%	0 / 0%
S	***	\$6,131 / 15.96%	0 / 0%	\$6,131 / 15.96%	0 / 0%	0 / 0%	0 / 0%	0 / 0%
-TC	0	0 / 0%	0 / 0%	0 / 0%	0 / 0%	0 / 0%	0 / 0%	0 / 0%
-I	\$8,851,039	0 / 0%	0 / 0%	0 / 0%	0 / 0%	0 / 0%	0 / 0%	0 / 0%
	<b>\$83,128,002</b>	<b>\$827,003 / 16.89%</b>	<b>0 / 0%</b>	<b>\$29,651 / 15.98%</b>	<b>\$797,352 / 0.91%</b>	<b>0 / 0%</b>	<b>0 / 0%</b>	<b>0 / 0%</b>
<b>575 - TEXAS DIVISION OF EMERGENCY MANAGEME - COMMODITY PURCHASING UNADJUSTED GOAL IS 21.1%</b>								
T	\$94,585,411	\$750,715 / 0.79%	\$550,976 / 0.58%	\$111,099 / 0.12%	\$79,146 / 0.08%	\$9,494 / 0.01%	0 / 0%	0 / 0%
N	\$45,432,160	0 / 0%	0 / 0%	0 / 0%	0 / 0%	0 / 0%	0 / 0%	0 / 0%
S	***	\$1,133 / 0.56%	0 / 0%	0 / 0%	\$1,133 / 0.56%	0 / 0%	0 / 0%	0 / 0%
-TC	0	0 / 0%	0 / 0%	0 / 0%	0 / 0%	0 / 0%	0 / 0%	0 / 0%
-I	\$63,198	0 / 0%	0 / 0%	0 / 0%	0 / 0%	0 / 0%	0 / 0%	0 / 0%
	<b>\$139,954,374</b>	<b>\$751,848 / 1.35%</b>	<b>\$550,976 / 0.58%</b>	<b>\$111,099 / 0.12%</b>	<b>\$80,279 / 0.64%</b>	<b>\$9,494 / 0.01%</b>	<b>0 / 0%</b>	<b>0 / 0%</b>

\*\*\* DOLLARS REPORTED BUT NOT SHOWN IN THESE COLUMNS. T=TREASURY, N=NON-TREASURY, S=SUBCONTRACTOR FUNDS & PROCUREMENT CARD HUB PURCHASES, TC=TERM CONTRACT, I= INTER GOVERNMENTAL



TEXAS HISTORICALLY UNDERUTILIZED BUSINESS (HUB) SEMI-ANNUAL REPORT RECEIVED FOR FISCAL YEAR 2023

SECTION VII - STATE AGENCY EXPENDITURE DATA

FUND TYPE	TOTAL EXPENDITURE	TOTAL SPENT WITH HUBS AMOUNT / %	BLACK AMOUNT / %	HISPANIC AMOUNT / %	WOMAN AMOUNT / %	ASIAN PACIFIC AMOUNT / %	NATIVE AMERICAN AMOUNT / %	SERVICE-DISABLED VETERAN AMOUNT / %
<b>575 - TEXAS DIVISION OF EMERGENCY MANAGEME - Statewide Grand Total Expenditures</b>								
T	\$210,028,354	\$1,572,294 / 0.75%	\$551,683 / 0.26%	\$134,619 / 0.06%	\$876,498 / 0.42%	\$9,494 / 0.00%	0 / 0%	0 / 0%
N	\$49,815,461	0 / 0%	0 / 0%	0 / 0%	0 / 0%	0 / 0%	0 / 0%	0 / 0%
S	***	\$6,103,528 / 23.58%	0 / 0%	\$2,174,544 / 8.40%	\$2,998,957 / 11.58%	0 / 0%	0 / 0%	\$930,027 / 3.59%
-TC	0	0 / 0%	0 / 0%	0 / 0%	0 / 0%	0 / 0%	0 / 0%	0 / 0%
-I	\$8,914,236	0 / 0%	0 / 0%	0 / 0%	0 / 0%	0 / 0%	0 / 0%	0 / 0%
	<b>\$250,929,579</b>	<b>\$7,675,822 / 24.32%</b>	<b>\$551,683 / 0.26%</b>	<b>\$2,309,162 / 8.46%</b>	<b>\$3,875,455 / 12.00%</b>	<b>\$9,494 / 0.00%</b>	<b>0 / 0%</b>	<b>\$930,027 / 3.59%</b>

\*\*\* DOLLARS REPORTED BUT NOT SHOWN IN THESE COLUMNS. T=TREASURY, N=NON-TREASURY, S=SUBCONTRACTOR FUNDS & PROCUREMENT CARD HUB PURCHASES, TC=TERM CONTRACT, I= INTER GOVERNMENTAL



TEXAS HISTORICALLY UNDERUTILIZED BUSINESS (HUB) SEMI-ANNUAL REPORT RECEIVED FOR FISCAL YEAR 2023

SECTION VII - STATE AGENCY EXPENDITURE DATA

FUND TYPE	TOTAL EXPENDITURE	TOTAL SPENT WITH HUBS AMOUNT / %	BLACK AMOUNT / %	HISPANIC AMOUNT / %	WOMAN AMOUNT / %	ASIAN PACIFIC AMOUNT / %	NATIVE AMERICAN AMOUNT / %	SERVICE-DISABLED VETERAN AMOUNT / %
<b>576 - TEXAS A&amp;M FOREST SERVICE - HEAVY CONSTRUCTION UNADJUSTED GOAL IS 11.2%</b>								
T	\$8,453	0 / 0%	0 / 0%	0 / 0%	0 / 0%	0 / 0%	0 / 0%	0 / 0%
N	0	0 / 0%	0 / 0%	0 / 0%	0 / 0%	0 / 0%	0 / 0%	0 / 0%
S	***	0 / 0%	0 / 0%	0 / 0%	0 / 0%	0 / 0%	0 / 0%	0 / 0%
-TC	0	0 / 0%	0 / 0%	0 / 0%	0 / 0%	0 / 0%	0 / 0%	0 / 0%
-I	0	0 / 0%	0 / 0%	0 / 0%	0 / 0%	0 / 0%	0 / 0%	0 / 0%
	<b>\$8,453</b>	<b>0 / 0%</b>	<b>0 / 0%</b>	<b>0 / 0%</b>	<b>0 / 0%</b>	<b>0 / 0%</b>	<b>0 / 0%</b>	<b>0 / 0%</b>
<b>576 - TEXAS A&amp;M FOREST SERVICE - BUILDING CONSTRUCTION UNADJUSTED GOAL IS 21.1%</b>								
T	0	0 / 0%	0 / 0%	0 / 0%	0 / 0%	0 / 0%	0 / 0%	0 / 0%
N	\$484,654	0 / 0%	0 / 0%	0 / 0%	0 / 0%	0 / 0%	0 / 0%	0 / 0%
S	***	0 / 0%	0 / 0%	0 / 0%	0 / 0%	0 / 0%	0 / 0%	0 / 0%
-TC	0	0 / 0%	0 / 0%	0 / 0%	0 / 0%	0 / 0%	0 / 0%	0 / 0%
-I	0	0 / 0%	0 / 0%	0 / 0%	0 / 0%	0 / 0%	0 / 0%	0 / 0%
	<b>\$484,654</b>	<b>0 / 0%</b>	<b>0 / 0%</b>	<b>0 / 0%</b>	<b>0 / 0%</b>	<b>0 / 0%</b>	<b>0 / 0%</b>	<b>0 / 0%</b>
<b>576 - TEXAS A&amp;M FOREST SERVICE - SPECIAL TRADE UNADJUSTED GOAL IS 32.9%</b>								
T	\$21,564	\$650 / 3.01%	0 / 0%	0 / 0%	\$650 / 3.01%	0 / 0%	0 / 0%	0 / 0%
N	\$33,279	\$279 / 0.84%	0 / 0%	\$682 / 2.05%	-\$403 / -1.21%	0 / 0%	0 / 0%	0 / 0%
S	***	0 / 0%	0 / 0%	0 / 0%	0 / 0%	0 / 0%	0 / 0%	0 / 0%
-TC	0	0 / 0%	0 / 0%	0 / 0%	0 / 0%	0 / 0%	0 / 0%	0 / 0%
-I	0	0 / 0%	0 / 0%	0 / 0%	0 / 0%	0 / 0%	0 / 0%	0 / 0%
	<b>\$54,842</b>	<b>\$929 / 3.85%</b>	<b>0 / 0%</b>	<b>\$682 / 2.05%</b>	<b>\$247 / 1.80%</b>	<b>0 / 0%</b>	<b>0 / 0%</b>	<b>0 / 0%</b>

\*\*\* DOLLARS REPORTED BUT NOT SHOWN IN THESE COLUMNS. T=TREASURY, N=NON-TREASURY, S=SUBCONTRACTOR FUNDS & PROCUREMENT CARD HUB PURCHASES, TC=TERM CONTRACT, I= INTER GOVERNMENT



TEXAS HISTORICALLY UNDERUTILIZED BUSINESS (HUB) SEMI-ANNUAL REPORT RECEIVED FOR FISCAL YEAR 2023

SECTION VII - STATE AGENCY EXPENDITURE DATA

FUND TYPE	TOTAL EXPENDITURE	TOTAL SPENT WITH HUBS AMOUNT / %	BLACK AMOUNT / %	HISPANIC AMOUNT / %	WOMAN AMOUNT / %	ASIAN PACIFIC AMOUNT / %	NATIVE AMERICAN AMOUNT / %	SERVICE-DISABLED VETERAN AMOUNT / %
<b>576 - TEXAS A&amp;M FOREST SERVICE - PROFESSIONAL SERVICES UNADJUSTED GOAL IS 23.7%</b>								
T	\$390	0 / 0%	0 / 0%	0 / 0%	0 / 0%	0 / 0%	0 / 0%	0 / 0%
N	\$19,024	0 / 0%	0 / 0%	0 / 0%	0 / 0%	0 / 0%	0 / 0%	0 / 0%
S	***	0 / 0%	0 / 0%	0 / 0%	0 / 0%	0 / 0%	0 / 0%	0 / 0%
-TC	0	0 / 0%	0 / 0%	0 / 0%	0 / 0%	0 / 0%	0 / 0%	0 / 0%
-I	0	0 / 0%	0 / 0%	0 / 0%	0 / 0%	0 / 0%	0 / 0%	0 / 0%
	<b>\$19,414</b>	<b>0 / 0%</b>	<b>0 / 0%</b>	<b>0 / 0%</b>	<b>0 / 0%</b>	<b>0 / 0%</b>	<b>0 / 0%</b>	<b>0 / 0%</b>

<b>576 - TEXAS A&amp;M FOREST SERVICE - OTHER SERVICES UNADJUSTED GOAL IS 26%</b>								
T	\$458,699	\$14,796 / 3.23%	0 / 0%	0 / 0%	\$14,396 / 3.14%	\$400 / 0.09%	0 / 0%	0 / 0%
N	\$679,240	\$77,363 / 11.39%	\$6,375 / 0.94%	\$33,465 / 4.93%	\$34,753 / 5.12%	\$532 / 0.08%	0 / 0%	\$2,238 / 0.33%
S	***	0 / 0%	0 / 0%	0 / 0%	0 / 0%	0 / 0%	0 / 0%	0 / 0%
-TC	\$9,530	0 / 0%	0 / 0%	0 / 0%	0 / 0%	0 / 0%	0 / 0%	0 / 0%
-I	\$10	0 / 0%	0 / 0%	0 / 0%	0 / 0%	0 / 0%	0 / 0%	0 / 0%
	<b>\$1,128,400</b>	<b>\$92,159 / 14.62%</b>	<b>\$6,375 / 0.94%</b>	<b>\$33,465 / 4.93%</b>	<b>\$49,149 / 8.25%</b>	<b>\$932 / 0.17%</b>	<b>0 / 0%</b>	<b>\$2,238 / 0.33%</b>

<b>576 - TEXAS A&amp;M FOREST SERVICE - COMMODITY PURCHASING UNADJUSTED GOAL IS 21.1%</b>								
T	\$2,203,424	\$257,344 / 11.68%	\$163,747 / 7.43%	\$3,676 / 0.17%	\$80,154 / 3.64%	\$9,767 / 0.44%	0 / 0%	0 / 0%
N	\$1,449,629	\$93,576 / 6.46%	\$39,795 / 2.75%	-\$28,567 / -1.97%	\$73,532 / 5.07%	\$8,814 / 0.61%	0 / 0%	0 / 0%
S	***	0 / 0%	0 / 0%	0 / 0%	0 / 0%	0 / 0%	0 / 0%	0 / 0%
-TC	\$593,244	0 / 0%	0 / 0%	0 / 0%	0 / 0%	0 / 0%	0 / 0%	0 / 0%
-I	\$10,929	0 / 0%	0 / 0%	0 / 0%	0 / 0%	0 / 0%	0 / 0%	0 / 0%
	<b>\$3,048,881</b>	<b>\$350,919 / 18.13%</b>	<b>\$203,543 / 10.18%</b>	<b>-\$24,891 / -1.80%</b>	<b>\$153,686 / 8.71%</b>	<b>\$18,581 / 1.05%</b>	<b>0 / 0%</b>	<b>0 / 0%</b>

\*\*\* DOLLARS REPORTED BUT NOT SHOWN IN THESE COLUMNS. T=TREASURY, N=NON-TREASURY, S=SUBCONTRACTOR FUNDS & PROCUREMENT CARD HUB PURCHASES, TC=TERM CONTRACT, I= INTER GOVERNMENT



TEXAS HISTORICALLY UNDERUTILIZED BUSINESS (HUB) SEMI-ANNUAL REPORT RECEIVED FOR FISCAL YEAR 2023

SECTION VII - STATE AGENCY EXPENDITURE DATA

FUND TYPE	TOTAL EXPENDITURE	TOTAL SPENT WITH HUBS AMOUNT / %	BLACK AMOUNT / %	HISPANIC AMOUNT / %	WOMAN AMOUNT / %	ASIAN PACIFIC AMOUNT / %	NATIVE AMERICAN AMOUNT / %	SERVICE-DISABLED VETERAN AMOUNT / %
<b>576 - TEXAS A&amp;M FOREST SERVICE - Statewide Grand Total Expenditures</b>								
T	\$2,692,530	\$272,789 / 10.13%	\$163,747 / 6.08%	\$3,676 / 0.14%	\$95,199 / 3.54%	\$10,167 / 0.38%	0 / 0%	0 / 0%
N	\$2,665,826	\$171,217 / 6.42%	\$46,170 / 1.73%	\$5,580 / 0.21%	\$107,882 / 4.05%	\$9,347 / 0.35%	0 / 0%	\$2,238 / 0.08%
S	***	0 / 0%	0 / 0%	0 / 0%	0 / 0%	0 / 0%	0 / 0%	0 / 0%
-TC	\$602,773	0 / 0%	0 / 0%	0 / 0%	0 / 0%	0 / 0%	0 / 0%	0 / 0%
-I	\$10,939	0 / 0%	0 / 0%	0 / 0%	0 / 0%	0 / 0%	0 / 0%	0 / 0%
	<b>\$4,744,644</b>	<b>\$444,007 / 16.55%</b>	<b>\$209,918 / 7.81%</b>	<b>\$9,256 / 0.35%</b>	<b>\$203,082 / 7.58%</b>	<b>\$19,513 / 0.73%</b>	<b>0 / 0%</b>	<b>\$2,238 / 0.08%</b>

\*\*\* DOLLARS REPORTED BUT NOT SHOWN IN THESE COLUMNS. T=TREASURY, N=NON-TREASURY, S=SUBCONTRACTOR FUNDS & PROCUREMENT CARD HUB PURCHASES, TC=TERM CONTRACT, I= INTER GOVERNMENTAL



TEXAS HISTORICALLY UNDERUTILIZED BUSINESS (HUB) SEMI-ANNUAL REPORT RECEIVED FOR FISCAL YEAR 2023

SECTION VII - STATE AGENCY EXPENDITURE DATA

FUND TYPE	TOTAL EXPENDITURE	TOTAL SPENT WITH HUBS AMOUNT / %	BLACK AMOUNT / %	HISPANIC AMOUNT / %	WOMAN AMOUNT / %	ASIAN PACIFIC AMOUNT / %	NATIVE AMERICAN AMOUNT / %	SERVICE-DISABLED VETERAN AMOUNT / %
<b>578 - BOARD OF VETERINARY MED EXAMINERS - HEAVY CONSTRUCTION UNADJUSTED GOAL IS 11.2%</b>								
T	0	0 / 0%	0 / 0%	0 / 0%	0 / 0%	0 / 0%	0 / 0%	0 / 0%
N	0	0 / 0%	0 / 0%	0 / 0%	0 / 0%	0 / 0%	0 / 0%	0 / 0%
S	***	0 / 0%	0 / 0%	0 / 0%	0 / 0%	0 / 0%	0 / 0%	0 / 0%
-TC	0	0 / 0%	0 / 0%	0 / 0%	0 / 0%	0 / 0%	0 / 0%	0 / 0%
-I	0	0 / 0%	0 / 0%	0 / 0%	0 / 0%	0 / 0%	0 / 0%	0 / 0%
	<b>0</b>	<b>0 / 0%</b>	<b>0 / 0%</b>	<b>0 / 0%</b>	<b>0 / 0%</b>	<b>0 / 0%</b>	<b>0 / 0%</b>	<b>0 / 0%</b>

<b>578 - BOARD OF VETERINARY MED EXAMINERS - BUILDING CONSTRUCTION UNADJUSTED GOAL IS 21.1%</b>								
T	0	0 / 0%	0 / 0%	0 / 0%	0 / 0%	0 / 0%	0 / 0%	0 / 0%
N	0	0 / 0%	0 / 0%	0 / 0%	0 / 0%	0 / 0%	0 / 0%	0 / 0%
S	***	0 / 0%	0 / 0%	0 / 0%	0 / 0%	0 / 0%	0 / 0%	0 / 0%
-TC	0	0 / 0%	0 / 0%	0 / 0%	0 / 0%	0 / 0%	0 / 0%	0 / 0%
-I	0	0 / 0%	0 / 0%	0 / 0%	0 / 0%	0 / 0%	0 / 0%	0 / 0%
	<b>0</b>	<b>0 / 0%</b>	<b>0 / 0%</b>	<b>0 / 0%</b>	<b>0 / 0%</b>	<b>0 / 0%</b>	<b>0 / 0%</b>	<b>0 / 0%</b>

<b>578 - BOARD OF VETERINARY MED EXAMINERS - SPECIAL TRADE UNADJUSTED GOAL IS 32.9%</b>								
T	0	0 / 0%	0 / 0%	0 / 0%	0 / 0%	0 / 0%	0 / 0%	0 / 0%
N	0	0 / 0%	0 / 0%	0 / 0%	0 / 0%	0 / 0%	0 / 0%	0 / 0%
S	***	0 / 0%	0 / 0%	0 / 0%	0 / 0%	0 / 0%	0 / 0%	0 / 0%
-TC	0	0 / 0%	0 / 0%	0 / 0%	0 / 0%	0 / 0%	0 / 0%	0 / 0%
-I	0	0 / 0%	0 / 0%	0 / 0%	0 / 0%	0 / 0%	0 / 0%	0 / 0%
	<b>0</b>	<b>0 / 0%</b>	<b>0 / 0%</b>	<b>0 / 0%</b>	<b>0 / 0%</b>	<b>0 / 0%</b>	<b>0 / 0%</b>	<b>0 / 0%</b>

\*\*\* DOLLARS REPORTED BUT NOT SHOWN IN THESE COLUMNS. T=TREASURY, N=NON-TREASURY, S=SUBCONTRACTOR FUNDS & PROCUREMENT CARD HUB PURCHASES, TC=TERM CONTRACT, I= INTER GOVERNMENT



TEXAS HISTORICALLY UNDERUTILIZED BUSINESS (HUB) SEMI-ANNUAL REPORT RECEIVED FOR FISCAL YEAR 2023

SECTION VII - STATE AGENCY EXPENDITURE DATA

FUND TYPE	TOTAL EXPENDITURE	TOTAL SPENT WITH HUBS AMOUNT / %	BLACK AMOUNT / %	HISPANIC AMOUNT / %	WOMAN AMOUNT / %	ASIAN PACIFIC AMOUNT / %	NATIVE AMERICAN AMOUNT / %	SERVICE-DISABLED VETERAN AMOUNT / %
-----------	-------------------	----------------------------------	------------------	---------------------	------------------	--------------------------	----------------------------	-------------------------------------

578 - BOARD OF VETERINARY MED EXAMINERS - PROFESSIONAL SERVICES UNADJUSTED GOAL IS 23.7%

T	\$6,880	\$6,880 / 100.00%	0 / 0%	0 / 0%	\$6,880 / 100.00%	0 / 0%	0 / 0%	0 / 0%
N	0	0 / 0%	0 / 0%	0 / 0%	0 / 0%	0 / 0%	0 / 0%	0 / 0%
S	***	0 / 0%	0 / 0%	0 / 0%	0 / 0%	0 / 0%	0 / 0%	0 / 0%
-TC	0	0 / 0%	0 / 0%	0 / 0%	0 / 0%	0 / 0%	0 / 0%	0 / 0%
-I	0	0 / 0%	0 / 0%	0 / 0%	0 / 0%	0 / 0%	0 / 0%	0 / 0%
	<b>\$6,880</b>	<b>\$6,880 / 100.00%</b>	<b>0 / 0%</b>	<b>0 / 0%</b>	<b>\$6,880 / 100.00%</b>	<b>0 / 0%</b>	<b>0 / 0%</b>	<b>0 / 0%</b>

578 - BOARD OF VETERINARY MED EXAMINERS - OTHER SERVICES UNADJUSTED GOAL IS 26%

T	\$61,850	\$18,085 / 29.24%	0 / 0%	\$10,928 / 17.67%	\$7,157 / 11.57%	0 / 0%	0 / 0%	0 / 0%
N	0	0 / 0%	0 / 0%	0 / 0%	0 / 0%	0 / 0%	0 / 0%	0 / 0%
S	***	0 / 0%	0 / 0%	0 / 0%	0 / 0%	0 / 0%	0 / 0%	0 / 0%
-TC	\$94	0 / 0%	0 / 0%	0 / 0%	0 / 0%	0 / 0%	0 / 0%	0 / 0%
-I	0	0 / 0%	0 / 0%	0 / 0%	0 / 0%	0 / 0%	0 / 0%	0 / 0%
	<b>\$61,757</b>	<b>\$18,085 / 29.24%</b>	<b>0 / 0%</b>	<b>\$10,928 / 17.67%</b>	<b>\$7,157 / 11.57%</b>	<b>0 / 0%</b>	<b>0 / 0%</b>	<b>0 / 0%</b>

578 - BOARD OF VETERINARY MED EXAMINERS - COMMODITY PURCHASING UNADJUSTED GOAL IS 21.1%

T	\$78,185	\$50,968 / 65.19%	0 / 0%	0 / 0%	\$18,533 / 23.70%	\$32,435 / 41.48%	0 / 0%	0 / 0%
N	0	0 / 0%	0 / 0%	0 / 0%	0 / 0%	0 / 0%	0 / 0%	0 / 0%
S	***	0 / 0%	0 / 0%	0 / 0%	0 / 0%	0 / 0%	0 / 0%	0 / 0%
-TC	\$191	\$23 / 12.07%	0 / 0%	0 / 0%	\$23 / 12.07%	0 / 0%	0 / 0%	0 / 0%
-I	0	0 / 0%	0 / 0%	0 / 0%	0 / 0%	0 / 0%	0 / 0%	0 / 0%
	<b>\$77,995</b>	<b>\$50,945 / 77.26%</b>	<b>0 / 0%</b>	<b>0 / 0%</b>	<b>\$18,510 / 35.77%</b>	<b>\$32,435 / 41.48%</b>	<b>0 / 0%</b>	<b>0 / 0%</b>

\*\*\* DOLLARS REPORTED BUT NOT SHOWN IN THESE COLUMNS. T=TREASURY, N=NON-TREASURY, S=SUBCONTRACTOR FUNDS & PROCUREMENT CARD HUB PURCHASES, TC=TERM CONTRACT, I= INTER GOVERNMENTAL





TEXAS HISTORICALLY UNDERUTILIZED BUSINESS (HUB) SEMI-ANNUAL REPORT RECEIVED FOR FISCAL YEAR 2023

SECTION VII - STATE AGENCY EXPENDITURE DATA

FUND TYPE	TOTAL EXPENDITURE	TOTAL SPENT WITH HUBS AMOUNT / %	BLACK AMOUNT / %	HISPANIC AMOUNT / %	WOMAN AMOUNT / %	ASIAN PACIFIC AMOUNT / %	NATIVE AMERICAN AMOUNT / %	SERVICE-DISABLED VETERAN AMOUNT / %
<b>578 - BOARD OF VETERINARY MED EXAMINERS - Statewide Grand Total Expenditures</b>								
T	\$146,916	\$75,933 / 51.68%	0 / 0%	\$10,928 / 7.44%	\$32,570 / 22.17%	\$32,435 / 22.08%	0 / 0%	0 / 0%
N	0	0 / 0%	0 / 0%	0 / 0%	0 / 0%	0 / 0%	0 / 0%	0 / 0%
S	***	0 / 0%	0 / 0%	0 / 0%	0 / 0%	0 / 0%	0 / 0%	0 / 0%
-TC	\$285	\$23 / 8.09%	0 / 0%	0 / 0%	\$23 / 8.09%	0 / 0%	0 / 0%	0 / 0%
-I	0	0 / 0%	0 / 0%	0 / 0%	0 / 0%	0 / 0%	0 / 0%	0 / 0%
	<b>\$146,631</b>	<b>\$75,910 / 59.78%</b>	<b>0 / 0%</b>	<b>\$10,928 / 7.44%</b>	<b>\$32,547 / 30.26%</b>	<b>\$32,435 / 22.08%</b>	<b>0 / 0%</b>	<b>0 / 0%</b>

\*\*\* DOLLARS REPORTED BUT NOT SHOWN IN THESE COLUMNS. T=TREASURY, N=NON-TREASURY, S=SUBCONTRACTOR FUNDS & PROCUREMENT CARD HUB PURCHASES, TC=TERM CONTRACT, I= INTER GOVERNMENTAL



TEXAS HISTORICALLY UNDERUTILIZED BUSINESS (HUB) SEMI-ANNUAL REPORT RECEIVED FOR FISCAL YEAR 2023

SECTION VII - STATE AGENCY EXPENDITURE DATA

FUND TYPE	TOTAL EXPENDITURE	TOTAL SPENT WITH HUBS AMOUNT / %	BLACK AMOUNT / %	HISPANIC AMOUNT / %	WOMAN AMOUNT / %	ASIAN PACIFIC AMOUNT / %	NATIVE AMERICAN AMOUNT / %	SERVICE-DISABLED VETERAN AMOUNT / %
-----------	-------------------	----------------------------------	------------------	---------------------	------------------	--------------------------	----------------------------	-------------------------------------

580 - TEXAS WATER DEVELOPMENT BOARD - HEAVY CONSTRUCTION UNADJUSTED GOAL IS 11.2%

T	0	0 / 0%	0 / 0%	0 / 0%	0 / 0%	0 / 0%	0 / 0%	0 / 0%
N	0	0 / 0%	0 / 0%	0 / 0%	0 / 0%	0 / 0%	0 / 0%	0 / 0%
S	***	0 / 0%	0 / 0%	0 / 0%	0 / 0%	0 / 0%	0 / 0%	0 / 0%
-TC	0	0 / 0%	0 / 0%	0 / 0%	0 / 0%	0 / 0%	0 / 0%	0 / 0%
-I	0	0 / 0%	0 / 0%	0 / 0%	0 / 0%	0 / 0%	0 / 0%	0 / 0%
	<b>0</b>	<b>0 / 0%</b>	<b>0 / 0%</b>	<b>0 / 0%</b>	<b>0 / 0%</b>	<b>0 / 0%</b>	<b>0 / 0%</b>	<b>0 / 0%</b>

580 - TEXAS WATER DEVELOPMENT BOARD - BUILDING CONSTRUCTION UNADJUSTED GOAL IS 21.1%

T	0	0 / 0%	0 / 0%	0 / 0%	0 / 0%	0 / 0%	0 / 0%	0 / 0%
N	0	0 / 0%	0 / 0%	0 / 0%	0 / 0%	0 / 0%	0 / 0%	0 / 0%
S	***	0 / 0%	0 / 0%	0 / 0%	0 / 0%	0 / 0%	0 / 0%	0 / 0%
-TC	0	0 / 0%	0 / 0%	0 / 0%	0 / 0%	0 / 0%	0 / 0%	0 / 0%
-I	0	0 / 0%	0 / 0%	0 / 0%	0 / 0%	0 / 0%	0 / 0%	0 / 0%
	<b>0</b>	<b>0 / 0%</b>	<b>0 / 0%</b>	<b>0 / 0%</b>	<b>0 / 0%</b>	<b>0 / 0%</b>	<b>0 / 0%</b>	<b>0 / 0%</b>

580 - TEXAS WATER DEVELOPMENT BOARD - SPECIAL TRADE UNADJUSTED GOAL IS 32.9%

T	\$871	0 / 0%	0 / 0%	0 / 0%	0 / 0%	0 / 0%	0 / 0%	0 / 0%
N	0	0 / 0%	0 / 0%	0 / 0%	0 / 0%	0 / 0%	0 / 0%	0 / 0%
S	***	0 / 0%	0 / 0%	0 / 0%	0 / 0%	0 / 0%	0 / 0%	0 / 0%
-TC	0	0 / 0%	0 / 0%	0 / 0%	0 / 0%	0 / 0%	0 / 0%	0 / 0%
-I	0	0 / 0%	0 / 0%	0 / 0%	0 / 0%	0 / 0%	0 / 0%	0 / 0%
	<b>\$871</b>	<b>0 / 0%</b>	<b>0 / 0%</b>	<b>0 / 0%</b>	<b>0 / 0%</b>	<b>0 / 0%</b>	<b>0 / 0%</b>	<b>0 / 0%</b>

\*\*\* DOLLARS REPORTED BUT NOT SHOWN IN THESE COLUMNS. T=TREASURY, N=NON-TREASURY, S=SUBCONTRACTOR FUNDS & PROCUREMENT CARD HUB PURCHASES, TC=TERM CONTRACT, I= INTER GOVERNMENT



TEXAS HISTORICALLY UNDERUTILIZED BUSINESS (HUB) SEMI-ANNUAL REPORT RECEIVED FOR FISCAL YEAR 2023

SECTION VII - STATE AGENCY EXPENDITURE DATA

FUND TYPE	TOTAL EXPENDITURE	TOTAL SPENT WITH HUBS AMOUNT / %	BLACK AMOUNT / %	HISPANIC AMOUNT / %	WOMAN AMOUNT / %	ASIAN PACIFIC AMOUNT / %	NATIVE AMERICAN AMOUNT / %	SERVICE-DISABLED VETERAN AMOUNT / %
<b>580 - TEXAS WATER DEVELOPMENT BOARD - PROFESSIONAL SERVICES UNADJUSTED GOAL IS 23.7%</b>								
T	\$4,626,252	0 / 0%	0 / 0%	0 / 0%	0 / 0%	0 / 0%	0 / 0%	0 / 0%
N	0	0 / 0%	0 / 0%	0 / 0%	0 / 0%	0 / 0%	0 / 0%	0 / 0%
S	***	\$228,884 / 5.05%	0 / 0%	\$56,228 / 1.24%	\$151,710 / 3.35%	\$20,946 / 0.46%	0 / 0%	0 / 0%
-TC	0	0 / 0%	0 / 0%	0 / 0%	0 / 0%	0 / 0%	0 / 0%	0 / 0%
-I	0	0 / 0%	0 / 0%	0 / 0%	0 / 0%	0 / 0%	0 / 0%	0 / 0%
	<b>\$4,626,252</b>	<b>\$228,884 / 5.05%</b>	<b>0 / 0%</b>	<b>\$56,228 / 1.24%</b>	<b>\$151,710 / 3.35%</b>	<b>\$20,946 / 0.46%</b>	<b>0 / 0%</b>	<b>0 / 0%</b>
<b>580 - TEXAS WATER DEVELOPMENT BOARD - OTHER SERVICES UNADJUSTED GOAL IS 26%</b>								
T	\$2,873,613	\$178,000 / 6.19%	\$1,493 / 0.05%	0 / 0%	\$111,357 / 3.88%	\$65,150 / 2.27%	0 / 0%	0 / 0%
N	0	0 / 0%	0 / 0%	0 / 0%	0 / 0%	0 / 0%	0 / 0%	0 / 0%
S	***	0 / 0%	0 / 0%	0 / 0%	0 / 0%	0 / 0%	0 / 0%	0 / 0%
-TC	\$16,140	0 / 0%	0 / 0%	0 / 0%	0 / 0%	0 / 0%	0 / 0%	0 / 0%
-I	0	0 / 0%	0 / 0%	0 / 0%	0 / 0%	0 / 0%	0 / 0%	0 / 0%
	<b>\$2,857,473</b>	<b>\$178,000 / 6.19%</b>	<b>\$1,493 / 0.05%</b>	<b>0 / 0%</b>	<b>\$111,357 / 3.88%</b>	<b>\$65,150 / 2.27%</b>	<b>0 / 0%</b>	<b>0 / 0%</b>
<b>580 - TEXAS WATER DEVELOPMENT BOARD - COMMODITY PURCHASING UNADJUSTED GOAL IS 21.1%</b>								
T	\$986,791	\$207,214 / 21.00%	\$35,417 / 3.59%	\$4,513 / 0.46%	\$162,345 / 16.45%	\$4,939 / 0.50%	0 / 0%	0 / 0%
N	0	0 / 0%	0 / 0%	0 / 0%	0 / 0%	0 / 0%	0 / 0%	0 / 0%
S	***	0 / 0%	0 / 0%	0 / 0%	0 / 0%	0 / 0%	0 / 0%	0 / 0%
-TC	\$83,213	0 / 0%	0 / 0%	0 / 0%	0 / 0%	0 / 0%	0 / 0%	0 / 0%
-I	0	0 / 0%	0 / 0%	0 / 0%	0 / 0%	0 / 0%	0 / 0%	0 / 0%
	<b>\$903,578</b>	<b>\$207,214 / 21.00%</b>	<b>\$35,417 / 3.59%</b>	<b>\$4,513 / 0.46%</b>	<b>\$162,345 / 16.45%</b>	<b>\$4,939 / 0.50%</b>	<b>0 / 0%</b>	<b>0 / 0%</b>

\*\*\* DOLLARS REPORTED BUT NOT SHOWN IN THESE COLUMNS. T=TREASURY, N=NON-TREASURY, S=SUBCONTRACTOR FUNDS & PROCUREMENT CARD HUB PURCHASES, TC=TERM CONTRACT, I= INTER GOVERNMENTAL



TEXAS HISTORICALLY UNDERUTILIZED BUSINESS (HUB) SEMI-ANNUAL REPORT RECEIVED FOR FISCAL YEAR 2023

SECTION VII - STATE AGENCY EXPENDITURE DATA

FUND TYPE	TOTAL EXPENDITURE	TOTAL SPENT WITH HUBS AMOUNT / %	BLACK AMOUNT / %	HISPANIC AMOUNT / %	WOMAN AMOUNT / %	ASIAN PACIFIC AMOUNT / %	NATIVE AMERICAN AMOUNT / %	SERVICE-DISABLED VETERAN AMOUNT / %
<b>580 - TEXAS WATER DEVELOPMENT BOARD - Statewide Grand Total Expenditures</b>								
T	\$8,487,526	\$385,214 / 4.54%	\$36,910 / 0.43%	\$4,513 / 0.05%	\$273,702 / 3.22%	\$70,089 / 0.83%	0 / 0%	0 / 0%
N	0	0 / 0%	0 / 0%	0 / 0%	0 / 0%	0 / 0%	0 / 0%	0 / 0%
S	***	\$228,884 / 5.05%	0 / 0%	\$56,228 / 1.24%	\$151,710 / 3.35%	\$20,946 / 0.46%	0 / 0%	0 / 0%
-TC	\$99,353	0 / 0%	0 / 0%	0 / 0%	0 / 0%	0 / 0%	0 / 0%	0 / 0%
-I	0	0 / 0%	0 / 0%	0 / 0%	0 / 0%	0 / 0%	0 / 0%	0 / 0%
	<b>\$8,388,173</b>	<b>\$614,097 / 9.59%</b>	<b>\$36,910 / 0.43%</b>	<b>\$60,740 / 1.29%</b>	<b>\$425,413 / 6.57%</b>	<b>\$91,035 / 1.29%</b>	<b>0 / 0%</b>	<b>0 / 0%</b>

\*\*\* DOLLARS REPORTED BUT NOT SHOWN IN THESE COLUMNS. T=TREASURY, N=NON-TREASURY, S=SUBCONTRACTOR FUNDS & PROCUREMENT CARD HUB PURCHASES, TC=TERM CONTRACT, I= INTER GOVERNMENTAL



TEXAS HISTORICALLY UNDERUTILIZED BUSINESS (HUB) SEMI-ANNUAL REPORT RECEIVED FOR FISCAL YEAR 2023

SECTION VII - STATE AGENCY EXPENDITURE DATA

FUND TYPE	TOTAL EXPENDITURE	TOTAL SPENT WITH HUBS AMOUNT / %	BLACK AMOUNT / %	HISPANIC AMOUNT / %	WOMAN AMOUNT / %	ASIAN PACIFIC AMOUNT / %	NATIVE AMERICAN AMOUNT / %	SERVICE-DISABLED VETERAN AMOUNT / %
-----------	-------------------	----------------------------------	------------------	---------------------	------------------	--------------------------	----------------------------	-------------------------------------

582 - TEXAS COMM ON ENVIRONMENTAL QUALITY - HEAVY CONSTRUCTION UNADJUSTED GOAL IS 11.2%

T	0	0 / 0%	0 / 0%	0 / 0%	0 / 0%	0 / 0%	0 / 0%	0 / 0%
N	0	0 / 0%	0 / 0%	0 / 0%	0 / 0%	0 / 0%	0 / 0%	0 / 0%
S	***	0 / 0%	0 / 0%	0 / 0%	0 / 0%	0 / 0%	0 / 0%	0 / 0%
-TC	0	0 / 0%	0 / 0%	0 / 0%	0 / 0%	0 / 0%	0 / 0%	0 / 0%
-I	0	0 / 0%	0 / 0%	0 / 0%	0 / 0%	0 / 0%	0 / 0%	0 / 0%
	<b>0</b>	<b>0 / 0%</b>	<b>0 / 0%</b>	<b>0 / 0%</b>	<b>0 / 0%</b>	<b>0 / 0%</b>	<b>0 / 0%</b>	<b>0 / 0%</b>

582 - TEXAS COMM ON ENVIRONMENTAL QUALITY - BUILDING CONSTRUCTION UNADJUSTED GOAL IS 21.1%

T	0	0 / 0%	0 / 0%	0 / 0%	0 / 0%	0 / 0%	0 / 0%	0 / 0%
N	0	0 / 0%	0 / 0%	0 / 0%	0 / 0%	0 / 0%	0 / 0%	0 / 0%
S	***	0 / 0%	0 / 0%	0 / 0%	0 / 0%	0 / 0%	0 / 0%	0 / 0%
-TC	0	0 / 0%	0 / 0%	0 / 0%	0 / 0%	0 / 0%	0 / 0%	0 / 0%
-I	0	0 / 0%	0 / 0%	0 / 0%	0 / 0%	0 / 0%	0 / 0%	0 / 0%
	<b>0</b>	<b>0 / 0%</b>	<b>0 / 0%</b>	<b>0 / 0%</b>	<b>0 / 0%</b>	<b>0 / 0%</b>	<b>0 / 0%</b>	<b>0 / 0%</b>

582 - TEXAS COMM ON ENVIRONMENTAL QUALITY - SPECIAL TRADE UNADJUSTED GOAL IS 32.9%

T	\$204,032	\$71,218 / 34.91%	\$69,021 / 33.83%	0 / 0%	\$2,197 / 1.08%	0 / 0%	0 / 0%	0 / 0%
N	0	0 / 0%	0 / 0%	0 / 0%	0 / 0%	0 / 0%	0 / 0%	0 / 0%
S	***	0 / 0%	0 / 0%	0 / 0%	0 / 0%	0 / 0%	0 / 0%	0 / 0%
-TC	0	0 / 0%	0 / 0%	0 / 0%	0 / 0%	0 / 0%	0 / 0%	0 / 0%
-I	0	0 / 0%	0 / 0%	0 / 0%	0 / 0%	0 / 0%	0 / 0%	0 / 0%
	<b>\$204,032</b>	<b>\$71,218 / 34.91%</b>	<b>\$69,021 / 33.83%</b>	<b>0 / 0%</b>	<b>\$2,197 / 1.08%</b>	<b>0 / 0%</b>	<b>0 / 0%</b>	<b>0 / 0%</b>

\*\*\* DOLLARS REPORTED BUT NOT SHOWN IN THESE COLUMNS. T=TREASURY, N=NON-TREASURY, S=SUBCONTRACTOR FUNDS & PROCUREMENT CARD HUB PURCHASES, TC=TERM CONTRACT, I= INTER GOVERNMENT



TEXAS HISTORICALLY UNDERUTILIZED BUSINESS (HUB) SEMI-ANNUAL REPORT RECEIVED FOR FISCAL YEAR 2023

SECTION VII - STATE AGENCY EXPENDITURE DATA

FUND TYPE	TOTAL EXPENDITURE	TOTAL SPENT WITH HUBS AMOUNT / %	BLACK AMOUNT / %	HISPANIC AMOUNT / %	WOMAN AMOUNT / %	ASIAN PACIFIC AMOUNT / %	NATIVE AMERICAN AMOUNT / %	SERVICE-DISABLED VETERAN AMOUNT / %
<b>582 - TEXAS COMM ON ENVIRONMENTAL QUALITY - PROFESSIONAL SERVICES UNADJUSTED GOAL IS 23.7%</b>								
T	\$3,319,568	0 / 0%	0 / 0%	0 / 0%	0 / 0%	0 / 0%	0 / 0%	0 / 0%
N	0	0 / 0%	0 / 0%	0 / 0%	0 / 0%	0 / 0%	0 / 0%	0 / 0%
S	***	\$449,314 / 13.55%	\$1,265 / 0.04%	\$51,329 / 1.55%	\$384,139 / 11.59%	\$12,580 / 0.38%	0 / 0%	0 / 0%
-TC	0	0 / 0%	0 / 0%	0 / 0%	0 / 0%	0 / 0%	0 / 0%	0 / 0%
-I	0	0 / 0%	0 / 0%	0 / 0%	0 / 0%	0 / 0%	0 / 0%	0 / 0%
	<b>\$3,319,568</b>	<b>\$449,314 / 13.55%</b>	<b>\$1,265 / 0.04%</b>	<b>\$51,329 / 1.55%</b>	<b>\$384,139 / 11.59%</b>	<b>\$12,580 / 0.38%</b>	<b>0 / 0%</b>	<b>0 / 0%</b>

<b>582 - TEXAS COMM ON ENVIRONMENTAL QUALITY - OTHER SERVICES UNADJUSTED GOAL IS 26%</b>								
T	\$28,491,466	\$5,826,263 / 20.45%	\$5,041 / 0.02%	\$385,867 / 1.35%	\$4,106,556 / 14.41%	\$1,281,522 / 4.50%	0 / 0%	\$47,277 / 0.17%
N	0	0 / 0%	0 / 0%	0 / 0%	0 / 0%	0 / 0%	0 / 0%	0 / 0%
S	***	\$1,772,459 / 7.43%	\$341,711 / 1.43%	\$570,374 / 2.39%	\$661,006 / 2.77%	\$184,969 / 0.78%	0 / 0%	\$14,398 / 0.06%
-TC	\$382,261	0 / 0%	0 / 0%	0 / 0%	0 / 0%	0 / 0%	0 / 0%	0 / 0%
-I	\$1,664,162	0 / 0%	0 / 0%	0 / 0%	0 / 0%	0 / 0%	0 / 0%	0 / 0%
	<b>\$26,445,044</b>	<b>\$7,598,722 / 27.88%</b>	<b>\$346,752 / 1.45%</b>	<b>\$956,241 / 3.75%</b>	<b>\$4,767,562 / 17.18%</b>	<b>\$1,466,491 / 5.27%</b>	<b>0 / 0%</b>	<b>\$61,675 / 0.23%</b>

<b>582 - TEXAS COMM ON ENVIRONMENTAL QUALITY - COMMODITY PURCHASING UNADJUSTED GOAL IS 21.1%</b>								
T	\$4,362,141	\$1,202,968 / 27.58%	\$80,457 / 1.84%	\$285,342 / 6.54%	\$808,225 / 18.53%	\$28,945 / 0.66%	0 / 0%	0 / 0%
N	0	0 / 0%	0 / 0%	0 / 0%	0 / 0%	0 / 0%	0 / 0%	0 / 0%
S	***	\$118,948 / 8.26%	\$32,648 / 2.27%	\$26,544 / 1.84%	\$59,598 / 4.14%	\$159 / 0.01%	0 / 0%	0 / 0%
-TC	\$661,122	\$3,115 / 0.47%	0 / 0%	0 / 0%	\$2,864 / 0.43%	\$252 / 0.04%	0 / 0%	0 / 0%
-I	0	0 / 0%	0 / 0%	0 / 0%	0 / 0%	0 / 0%	0 / 0%	0 / 0%
	<b>\$3,701,018</b>	<b>\$1,318,801 / 36.31%</b>	<b>\$113,105 / 4.11%</b>	<b>\$311,886 / 8.39%</b>	<b>\$864,959 / 23.10%</b>	<b>\$28,852 / 0.71%</b>	<b>0 / 0%</b>	<b>0 / 0%</b>

\*\*\* DOLLARS REPORTED BUT NOT SHOWN IN THESE COLUMNS. T=TREASURY, N=NON-TREASURY, S=SUBCONTRACTOR FUNDS & PROCUREMENT CARD HUB PURCHASES, TC=TERM CONTRACT, I= INTER GOVERNMENT



TEXAS HISTORICALLY UNDERUTILIZED BUSINESS (HUB) SEMI-ANNUAL REPORT RECEIVED FOR FISCAL YEAR 2023

SECTION VII - STATE AGENCY EXPENDITURE DATA

FUND TYPE	TOTAL EXPENDITURE	TOTAL SPENT WITH HUBS AMOUNT / %	BLACK AMOUNT / %	HISPANIC AMOUNT / %	WOMAN AMOUNT / %	ASIAN PACIFIC AMOUNT / %	NATIVE AMERICAN AMOUNT / %	SERVICE-DISABLED VETERAN AMOUNT / %
<b>582 - TEXAS COMM ON ENVIRONMENTAL QUALITY - Statewide Grand Total Expenditures</b>								
T	\$36,377,208	\$7,100,450 / 19.52%	\$154,519 / 0.42%	\$671,209 / 1.85%	\$4,916,978 / 13.52%	\$1,310,467 / 3.60%	0 / 0%	\$47,277 / 0.13%
N	0	0 / 0%	0 / 0%	0 / 0%	0 / 0%	0 / 0%	0 / 0%	0 / 0%
S	***	\$2,340,721 / 8.18%	\$375,624 / 1.31%	\$648,247 / 2.27%	\$1,104,744 / 3.86%	\$197,708 / 0.69%	0 / 0%	\$14,398 / 0.05%
-TC	\$1,043,383	\$3,115 / 0.30%	0 / 0%	0 / 0%	\$2,864 / 0.27%	\$252 / 0.02%	0 / 0%	0 / 0%
-I	\$1,664,162	0 / 0%	0 / 0%	0 / 0%	0 / 0%	0 / 0%	0 / 0%	0 / 0%
	<b>\$33,669,663</b>	<b>\$9,438,055 / 28.00%</b>	<b>\$530,143 / 1.74%</b>	<b>\$1,319,456 / 4.11%</b>	<b>\$6,018,858 / 17.65%</b>	<b>\$1,507,923 / 4.32%</b>	<b>0 / 0%</b>	<b>\$61,675 / 0.18%</b>

\*\*\* DOLLARS REPORTED BUT NOT SHOWN IN THESE COLUMNS. T=TREASURY, N=NON-TREASURY, S=SUBCONTRACTOR FUNDS & PROCUREMENT CARD HUB PURCHASES, TC=TERM CONTRACT, I= INTER GOVERNMENTAL



TEXAS HISTORICALLY UNDERUTILIZED BUSINESS (HUB) SEMI-ANNUAL REPORT RECEIVED FOR FISCAL YEAR 2023

SECTION VII - STATE AGENCY EXPENDITURE DATA

FUND TYPE	TOTAL EXPENDITURE	TOTAL SPENT WITH HUBS AMOUNT / %	BLACK AMOUNT / %	HISPANIC AMOUNT / %	WOMAN AMOUNT / %	ASIAN PACIFIC AMOUNT / %	NATIVE AMERICAN AMOUNT / %	SERVICE-DISABLED VETERAN AMOUNT / %
-----------	-------------------	----------------------------------	------------------	---------------------	------------------	--------------------------	----------------------------	-------------------------------------

592 - SOIL & WATER CONSERVATION BOARD - HEAVY CONSTRUCTION UNADJUSTED GOAL IS 11.2%

T	0	0 / 0%	0 / 0%	0 / 0%	0 / 0%	0 / 0%	0 / 0%	0 / 0%
N	0	0 / 0%	0 / 0%	0 / 0%	0 / 0%	0 / 0%	0 / 0%	0 / 0%
S	***	0 / 0%	0 / 0%	0 / 0%	0 / 0%	0 / 0%	0 / 0%	0 / 0%
-TC	0	0 / 0%	0 / 0%	0 / 0%	0 / 0%	0 / 0%	0 / 0%	0 / 0%
-I	0	0 / 0%	0 / 0%	0 / 0%	0 / 0%	0 / 0%	0 / 0%	0 / 0%
	<b>0</b>	<b>0 / 0%</b>	<b>0 / 0%</b>	<b>0 / 0%</b>	<b>0 / 0%</b>	<b>0 / 0%</b>	<b>0 / 0%</b>	<b>0 / 0%</b>

592 - SOIL & WATER CONSERVATION BOARD - BUILDING CONSTRUCTION UNADJUSTED GOAL IS 21.1%

T	0	0 / 0%	0 / 0%	0 / 0%	0 / 0%	0 / 0%	0 / 0%	0 / 0%
N	0	0 / 0%	0 / 0%	0 / 0%	0 / 0%	0 / 0%	0 / 0%	0 / 0%
S	***	0 / 0%	0 / 0%	0 / 0%	0 / 0%	0 / 0%	0 / 0%	0 / 0%
-TC	0	0 / 0%	0 / 0%	0 / 0%	0 / 0%	0 / 0%	0 / 0%	0 / 0%
-I	0	0 / 0%	0 / 0%	0 / 0%	0 / 0%	0 / 0%	0 / 0%	0 / 0%
	<b>0</b>	<b>0 / 0%</b>	<b>0 / 0%</b>	<b>0 / 0%</b>	<b>0 / 0%</b>	<b>0 / 0%</b>	<b>0 / 0%</b>	<b>0 / 0%</b>

592 - SOIL & WATER CONSERVATION BOARD - SPECIAL TRADE UNADJUSTED GOAL IS 32.9%

T	0	0 / 0%	0 / 0%	0 / 0%	0 / 0%	0 / 0%	0 / 0%	0 / 0%
N	0	0 / 0%	0 / 0%	0 / 0%	0 / 0%	0 / 0%	0 / 0%	0 / 0%
S	***	0 / 0%	0 / 0%	0 / 0%	0 / 0%	0 / 0%	0 / 0%	0 / 0%
-TC	0	0 / 0%	0 / 0%	0 / 0%	0 / 0%	0 / 0%	0 / 0%	0 / 0%
-I	0	0 / 0%	0 / 0%	0 / 0%	0 / 0%	0 / 0%	0 / 0%	0 / 0%
	<b>0</b>	<b>0 / 0%</b>	<b>0 / 0%</b>	<b>0 / 0%</b>	<b>0 / 0%</b>	<b>0 / 0%</b>	<b>0 / 0%</b>	<b>0 / 0%</b>

\*\*\* DOLLARS REPORTED BUT NOT SHOWN IN THESE COLUMNS. T=TREASURY, N=NON-TREASURY, S=SUBCONTRACTOR FUNDS & PROCUREMENT CARD HUB PURCHASES, TC=TERM CONTRACT, I= INTER GOVERNMENTAL





TEXAS HISTORICALLY UNDERUTILIZED BUSINESS (HUB) SEMI-ANNUAL REPORT RECEIVED FOR FISCAL YEAR 2023

SECTION VII - STATE AGENCY EXPENDITURE DATA

FUND TYPE	TOTAL EXPENDITURE	TOTAL SPENT WITH HUBS AMOUNT / %	BLACK AMOUNT / %	HISPANIC AMOUNT / %	WOMAN AMOUNT / %	ASIAN PACIFIC AMOUNT / %	NATIVE AMERICAN AMOUNT / %	SERVICE-DISABLED VETERAN AMOUNT / %
<b>592 - SOIL &amp; WATER CONSERVATION BOARD - PROFESSIONAL SERVICES UNADJUSTED GOAL IS 23.7%</b>								
T	\$3,441,397	\$27,063 / 0.79%	\$27,063 / 0.79%	0 / 0%	0 / 0%	0 / 0%	0 / 0%	0 / 0%
N	0	0 / 0%	0 / 0%	0 / 0%	0 / 0%	0 / 0%	0 / 0%	0 / 0%
S	***	\$51,204 / 1.71%	0 / 0%	\$5,453 / 0.18%	0 / 0%	\$45,751 / 1.52%	0 / 0%	0 / 0%
-TC	0	0 / 0%	0 / 0%	0 / 0%	0 / 0%	0 / 0%	0 / 0%	0 / 0%
-I	\$412,582	0 / 0%	0 / 0%	0 / 0%	0 / 0%	0 / 0%	0 / 0%	0 / 0%
	<b>\$3,028,815</b>	<b>\$78,266 / 2.49%</b>	<b>\$27,063 / 0.79%</b>	<b>\$5,453 / 0.18%</b>	<b>0 / 0%</b>	<b>\$45,751 / 1.52%</b>	<b>0 / 0%</b>	<b>0 / 0%</b>
<b>592 - SOIL &amp; WATER CONSERVATION BOARD - OTHER SERVICES UNADJUSTED GOAL IS 26%</b>								
T	\$1,579,336	\$7,791 / 0.49%	\$4,458 / 0.28%	0 / 0%	0 / 0%	\$3,333 / 0.21%	0 / 0%	0 / 0%
N	0	0 / 0%	0 / 0%	0 / 0%	0 / 0%	0 / 0%	0 / 0%	0 / 0%
S	***	0 / 0%	0 / 0%	0 / 0%	0 / 0%	0 / 0%	0 / 0%	0 / 0%
-TC	\$399	0 / 0%	0 / 0%	0 / 0%	0 / 0%	0 / 0%	0 / 0%	0 / 0%
-I	0	0 / 0%	0 / 0%	0 / 0%	0 / 0%	0 / 0%	0 / 0%	0 / 0%
	<b>\$1,578,936</b>	<b>\$7,791 / 0.49%</b>	<b>\$4,458 / 0.28%</b>	<b>0 / 0%</b>	<b>0 / 0%</b>	<b>\$3,333 / 0.21%</b>	<b>0 / 0%</b>	<b>0 / 0%</b>
<b>592 - SOIL &amp; WATER CONSERVATION BOARD - COMMODITY PURCHASING UNADJUSTED GOAL IS 21.1%</b>								
T	\$74,041	\$6,741 / 9.10%	0 / 0%	0 / 0%	\$1,938 / 2.62%	\$4,803 / 6.49%	0 / 0%	0 / 0%
N	0	0 / 0%	0 / 0%	0 / 0%	0 / 0%	0 / 0%	0 / 0%	0 / 0%
S	***	0 / 0%	0 / 0%	0 / 0%	0 / 0%	0 / 0%	0 / 0%	0 / 0%
-TC	\$2,779	\$60 / 2.14%	0 / 0%	0 / 0%	\$60 / 2.14%	0 / 0%	0 / 0%	0 / 0%
-I	0	0 / 0%	0 / 0%	0 / 0%	0 / 0%	0 / 0%	0 / 0%	0 / 0%
	<b>\$71,262</b>	<b>\$6,682 / 11.25%</b>	<b>0 / 0%</b>	<b>0 / 0%</b>	<b>\$1,878 / 4.76%</b>	<b>\$4,803 / 6.49%</b>	<b>0 / 0%</b>	<b>0 / 0%</b>

\*\*\* DOLLARS REPORTED BUT NOT SHOWN IN THESE COLUMNS. T=TREASURY, N=NON-TREASURY, S=SUBCONTRACTOR FUNDS & PROCUREMENT CARD HUB PURCHASES, TC=TERM CONTRACT, I= INTER GOVERNMENT



TEXAS HISTORICALLY UNDERUTILIZED BUSINESS (HUB) SEMI-ANNUAL REPORT RECEIVED FOR FISCAL YEAR 2023

SECTION VII - STATE AGENCY EXPENDITURE DATA

FUND TYPE	TOTAL EXPENDITURE	TOTAL SPENT WITH HUBS AMOUNT / %	BLACK AMOUNT / %	HISPANIC AMOUNT / %	WOMAN AMOUNT / %	ASIAN PACIFIC AMOUNT / %	NATIVE AMERICAN AMOUNT / %	SERVICE-DISABLED VETERAN AMOUNT / %
<b>592 - SOIL &amp; WATER CONSERVATION BOARD - Statewide Grand Total Expenditures</b>								
T	\$5,094,774	\$41,595 / 0.82%	\$31,521 / 0.62%	0 / 0%	\$1,938 / 0.04%	\$8,136 / 0.16%	0 / 0%	0 / 0%
N	0	0 / 0%	0 / 0%	0 / 0%	0 / 0%	0 / 0%	0 / 0%	0 / 0%
S	***	\$51,204 / 1.71%	0 / 0%	\$5,453 / 0.18%	0 / 0%	\$45,751 / 1.52%	0 / 0%	0 / 0%
-TC	\$3,178	\$60 / 1.87%	0 / 0%	0 / 0%	\$60 / 1.87%	0 / 0%	0 / 0%	0 / 0%
-I	\$412,582	0 / 0%	0 / 0%	0 / 0%	0 / 0%	0 / 0%	0 / 0%	0 / 0%
	<b>\$4,679,014</b>	<b>\$92,739 / 4.39%</b>	<b>\$31,521 / 0.62%</b>	<b>\$5,453 / 0.18%</b>	<b>\$1,878 / 1.91%</b>	<b>\$53,887 / 1.68%</b>	<b>0 / 0%</b>	<b>0 / 0%</b>

\*\*\* DOLLARS REPORTED BUT NOT SHOWN IN THESE COLUMNS. T=TREASURY, N=NON-TREASURY, S=SUBCONTRACTOR FUNDS & PROCUREMENT CARD HUB PURCHASES, TC=TERM CONTRACT, I= INTER GOVERNMENTAL



TEXAS HISTORICALLY UNDERUTILIZED BUSINESS (HUB) SEMI-ANNUAL REPORT RECEIVED FOR FISCAL YEAR 2023

SECTION VII - STATE AGENCY EXPENDITURE DATA

FUND TYPE	TOTAL EXPENDITURE	TOTAL SPENT WITH HUBS AMOUNT / %	BLACK AMOUNT / %	HISPANIC AMOUNT / %	WOMAN AMOUNT / %	ASIAN PACIFIC AMOUNT / %	NATIVE AMERICAN AMOUNT / %	SERVICE-DISABLED VETERAN AMOUNT / %
-----------	-------------------	----------------------------------	------------------	---------------------	------------------	--------------------------	----------------------------	-------------------------------------

601 - TEXAS DEPARTMENT OF TRANSPORTATION - HEAVY CONSTRUCTION UNADJUSTED GOAL IS 11.2%

T	\$3,977,290,157	\$114,316,981 / 2.87%	\$8,635,642 / 0.22%	\$62,009,355 / 1.56%	\$40,724,645 / 1.02%	\$2,947,339 / 0.07%	0 / 0%	0 / 0%
N	0	0 / 0%	0 / 0%	0 / 0%	0 / 0%	0 / 0%	0 / 0%	0 / 0%
S	***	\$134,859,004 / 3.48%	\$6,218,750 / 0.16%	\$64,763,369 / 1.67%	\$53,864,520 / 1.39%	\$4,788,768 / 0.12%	\$5,223,598 / 0.13%	0 / 0%
-TC	\$116,504	0 / 0%	0 / 0%	0 / 0%	0 / 0%	0 / 0%	0 / 0%	0 / 0%
-I	\$101,931,081	0 / 0%	0 / 0%	0 / 0%	0 / 0%	0 / 0%	0 / 0%	0 / 0%
	<b>\$3,875,242,571</b>	<b>\$249,175,986 / 6.35%</b>	<b>\$14,854,393 / 0.38%</b>	<b>\$126,772,724 / 3.23%</b>	<b>\$94,589,165 / 2.41%</b>	<b>\$7,736,107 / 0.20%</b>	<b>\$5,223,598 / 0.13%</b>	<b>0 / 0%</b>

601 - TEXAS DEPARTMENT OF TRANSPORTATION - BUILDING CONSTRUCTION UNADJUSTED GOAL IS 21.1%

T	\$34,666,342	\$3,924,678 / 11.32%	\$1,955,686 / 5.64%	\$782,448 / 2.26%	\$1,186,544 / 3.42%	0 / 0%	0 / 0%	0 / 0%
N	0	0 / 0%	0 / 0%	0 / 0%	0 / 0%	0 / 0%	0 / 0%	0 / 0%
S	***	\$4,744,538 / 14.00%	0 / 0%	\$3,663,463 / 10.81%	\$629,441 / 1.86%	\$77,775 / 0.23%	\$373,859 / 1.10%	0 / 0%
-TC	\$2,199,755	\$116,858 / 5.31%	0 / 0%	0 / 0%	\$116,858 / 5.31%	0 / 0%	0 / 0%	0 / 0%
-I	\$780,620	0 / 0%	0 / 0%	0 / 0%	0 / 0%	0 / 0%	0 / 0%	0 / 0%
	<b>\$31,685,967</b>	<b>\$8,552,359 / 30.64%</b>	<b>\$1,955,686 / 5.64%</b>	<b>\$4,445,910 / 13.07%</b>	<b>\$1,699,128 / 10.59%</b>	<b>\$77,775 / 0.23%</b>	<b>\$373,859 / 1.10%</b>	<b>0 / 0%</b>

601 - TEXAS DEPARTMENT OF TRANSPORTATION - SPECIAL TRADE UNADJUSTED GOAL IS 32.9%

T	\$40,365,360	\$15,104,832 / 37.42%	\$638,547 / 1.58%	\$12,939,979 / 32.06%	\$1,377,140 / 3.41%	\$19,358 / 0.05%	\$109,368 / 0.27%	\$20,440 / 0.05%
N	0	0 / 0%	0 / 0%	0 / 0%	0 / 0%	0 / 0%	0 / 0%	0 / 0%
S	***	\$96,132 / 0.85%	0 / 0%	\$10,288 / 0.09%	\$84,133 / 0.74%	0 / 0%	0 / 0%	\$1,711 / 0.02%
-TC	0	0 / 0%	0 / 0%	0 / 0%	0 / 0%	0 / 0%	0 / 0%	0 / 0%
-I	\$1,678,526	0 / 0%	0 / 0%	0 / 0%	0 / 0%	0 / 0%	0 / 0%	0 / 0%
	<b>\$38,686,835</b>	<b>\$15,200,965 / 38.27%</b>	<b>\$638,547 / 1.58%</b>	<b>\$12,950,267 / 32.15%</b>	<b>\$1,461,273 / 4.15%</b>	<b>\$19,358 / 0.05%</b>	<b>\$109,368 / 0.27%</b>	<b>\$22,151 / 0.07%</b>

\*\*\* DOLLARS REPORTED BUT NOT SHOWN IN THESE COLUMNS. T=TREASURY, N=NON-TREASURY, S=SUBCONTRACTOR FUNDS & PROCUREMENT CARD HUB PURCHASES, TC=TERM CONTRACT, I= INTER GOVERNMENTAL



TEXAS HISTORICALLY UNDERUTILIZED BUSINESS (HUB) SEMI-ANNUAL REPORT RECEIVED FOR FISCAL YEAR 2023

SECTION VII - STATE AGENCY EXPENDITURE DATA

FUND TYPE	TOTAL EXPENDITURE	TOTAL SPENT WITH HUBS AMOUNT / %	BLACK AMOUNT / %	HISPANIC AMOUNT / %	WOMAN AMOUNT / %	ASIAN PACIFIC AMOUNT / %	NATIVE AMERICAN AMOUNT / %	SERVICE-DISABLED VETERAN AMOUNT / %
<b>601 - TEXAS DEPARTMENT OF TRANSPORTATION - PROFESSIONAL SERVICES UNADJUSTED GOAL IS 23.7%</b>								
T	\$508,029,927	\$66,593,996 / 13.11%	\$825,610 / 0.16%	\$31,408,444 / 6.18%	\$18,995,710 / 3.74%	\$14,502,843 / 2.85%	\$861,389 / 0.17%	0 / 0%
N	0	0 / 0%	0 / 0%	0 / 0%	0 / 0%	0 / 0%	0 / 0%	0 / 0%
S	***	\$82,905,309 / 16.43%	\$6,212,755 / 1.23%	\$37,855,580 / 7.50%	\$16,564,309 / 3.28%	\$15,940,969 / 3.16%	\$5,453,695 / 1.08%	\$878,000 / 0.17%
-TC	0	0 / 0%	0 / 0%	0 / 0%	0 / 0%	0 / 0%	0 / 0%	0 / 0%
-I	\$1,476,178	0 / 0%	0 / 0%	0 / 0%	0 / 0%	0 / 0%	0 / 0%	0 / 0%
	<b>\$506,553,749</b>	<b>\$149,499,304 / 29.54%</b>	<b>\$7,038,365 / 1.39%</b>	<b>\$69,264,024 / 13.68%</b>	<b>\$35,560,019 / 7.02%</b>	<b>\$30,443,812 / 6.01%</b>	<b>\$6,315,085 / 1.25%</b>	<b>\$878,000 / 0.17%</b>
<b>601 - TEXAS DEPARTMENT OF TRANSPORTATION - OTHER SERVICES UNADJUSTED GOAL IS 26%</b>								
T	\$447,608,785	\$97,596,133 / 21.80%	\$2,714,416 / 0.61%	\$24,466,434 / 5.47%	\$55,141,714 / 12.32%	\$13,643,328 / 3.05%	\$1,512,279 / 0.34%	\$117,962 / 0.03%
N	0	0 / 0%	0 / 0%	0 / 0%	0 / 0%	0 / 0%	0 / 0%	0 / 0%
S	***	\$4,237,041 / 1.42%	\$1,066,638 / 0.36%	\$714,206 / 0.24%	\$2,224,964 / 0.75%	\$4,655 / 0.00%	0 / 0%	\$226,580 / 0.08%
-TC	\$1,203,781	\$181,024 / 15.04%	0 / 0%	0 / 0%	\$181,024 / 15.04%	0 / 0%	0 / 0%	0 / 0%
-I	\$9,364,268	0 / 0%	0 / 0%	0 / 0%	0 / 0%	0 / 0%	0 / 0%	0 / 0%
	<b>\$437,040,737</b>	<b>\$101,652,149 / 38.26%</b>	<b>\$3,781,054 / 0.96%</b>	<b>\$25,180,639 / 5.71%</b>	<b>\$57,185,653 / 28.10%</b>	<b>\$13,647,983 / 3.05%</b>	<b>\$1,512,279 / 0.34%</b>	<b>\$344,541 / 0.10%</b>
<b>601 - TEXAS DEPARTMENT OF TRANSPORTATION - COMMODITY PURCHASING UNADJUSTED GOAL IS 21.1%</b>								
T	\$263,960,803	\$18,114,926 / 6.86%	\$4,709,792 / 1.78%	\$295,768 / 0.11%	\$9,907,985 / 3.75%	\$3,031,691 / 1.15%	\$169,690 / 0.06%	0 / 0%
N	0	0 / 0%	0 / 0%	0 / 0%	0 / 0%	0 / 0%	0 / 0%	0 / 0%
S	***	\$133,948 / 0.06%	0 / 0%	\$31,145 / 0.01%	\$102,076 / 0.04%	\$138 / 0.00%	\$589 / 0.00%	0 / 0%
-TC	\$41,313,438	\$2,186,936 / 5.29%	\$13,930 / 0.03%	\$8,101 / 0.02%	\$725,199 / 1.76%	\$1,439,706 / 3.48%	0 / 0%	0 / 0%
-I	\$498	0 / 0%	0 / 0%	0 / 0%	0 / 0%	0 / 0%	0 / 0%	0 / 0%
	<b>\$222,646,867</b>	<b>\$16,061,938 / 12.21%</b>	<b>\$4,695,862 / 1.82%</b>	<b>\$318,812 / 0.14%</b>	<b>\$9,284,862 / 5.55%</b>	<b>\$1,592,123 / 4.63%</b>	<b>\$170,279 / 0.06%</b>	<b>0 / 0%</b>

\*\*\* DOLLARS REPORTED BUT NOT SHOWN IN THESE COLUMNS. T=TREASURY, N=NON-TREASURY, S=SUBCONTRACTOR FUNDS & PROCUREMENT CARD HUB PURCHASES, TC=TERM CONTRACT, I= INTER GOVERNMENTAL



TEXAS HISTORICALLY UNDERUTILIZED BUSINESS (HUB) SEMI-ANNUAL REPORT RECEIVED FOR FISCAL YEAR 2023

SECTION VII - STATE AGENCY EXPENDITURE DATA

FUND TYPE	TOTAL EXPENDITURE	TOTAL SPENT WITH HUBS AMOUNT / %	BLACK AMOUNT / %	HISPANIC AMOUNT / %	WOMAN AMOUNT / %	ASIAN PACIFIC AMOUNT / %	NATIVE AMERICAN AMOUNT / %	SERVICE-DISABLED VETERAN AMOUNT / %
<b>601 - TEXAS DEPARTMENT OF TRANSPORTATION - Statewide Grand Total Expenditures</b>								
T	\$5,271,921,374	\$315,651,546 / 5.99%	\$19,479,693 / 0.37%	\$131,902,427 / 2.50%	\$127,333,739 / 2.42%	\$34,144,559 / 0.65%	\$2,652,727 / 0.05%	\$138,402 / 0.00%
N	0	0 / 0%	0 / 0%	0 / 0%	0 / 0%	0 / 0%	0 / 0%	0 / 0%
S	***	\$226,975,973 / 4.58%	\$13,498,143 / 0.27%	\$107,038,049 / 2.16%	\$73,469,443 / 1.48%	\$20,812,305 / 0.42%	\$11,051,742 / 0.22%	\$1,106,291 / 0.02%
-TC	\$44,833,478	\$2,484,818 / 5.54%	\$13,930 / 0.03%	\$8,101 / 0.02%	\$1,023,081 / 2.28%	\$1,439,706 / 3.21%	0 / 0%	0 / 0%
-I	\$115,231,170	0 / 0%	0 / 0%	0 / 0%	0 / 0%	0 / 0%	0 / 0%	0 / 0%
	<b>\$5,111,856,726</b>	<b>\$540,142,701 / 16.11%</b>	<b>\$32,963,906 / 0.67%</b>	<b>\$238,932,376 / 4.68%</b>	<b>\$199,780,100 / 6.18%</b>	<b>\$53,517,158 / 4.28%</b>	<b>\$13,704,468 / 0.27%</b>	<b>\$1,244,693 / 0.02%</b>

\*\*\* DOLLARS REPORTED BUT NOT SHOWN IN THESE COLUMNS. T=TREASURY, N=NON-TREASURY, S=SUBCONTRACTOR FUNDS & PROCUREMENT CARD HUB PURCHASES, TC=TERM CONTRACT, I= INTER GOVERNMENTAL



TEXAS HISTORICALLY UNDERUTILIZED BUSINESS (HUB) SEMI-ANNUAL REPORT RECEIVED FOR FISCAL YEAR 2023

SECTION VII - STATE AGENCY EXPENDITURE DATA

FUND TYPE	TOTAL EXPENDITURE	TOTAL SPENT WITH HUBS AMOUNT / %	BLACK AMOUNT / %	HISPANIC AMOUNT / %	WOMAN AMOUNT / %	ASIAN PACIFIC AMOUNT / %	NATIVE AMERICAN AMOUNT / %	SERVICE-DISABLED VETERAN AMOUNT / %
<b>608 - TEXAS DEPARTMENT OF MOTOR VEHICLES - HEAVY CONSTRUCTION UNADJUSTED GOAL IS 11.2%</b>								
T	0	0 / 0%	0 / 0%	0 / 0%	0 / 0%	0 / 0%	0 / 0%	0 / 0%
N	0	0 / 0%	0 / 0%	0 / 0%	0 / 0%	0 / 0%	0 / 0%	0 / 0%
S	***	0 / 0%	0 / 0%	0 / 0%	0 / 0%	0 / 0%	0 / 0%	0 / 0%
-TC	0	0 / 0%	0 / 0%	0 / 0%	0 / 0%	0 / 0%	0 / 0%	0 / 0%
-I	0	0 / 0%	0 / 0%	0 / 0%	0 / 0%	0 / 0%	0 / 0%	0 / 0%
	<b>0</b>	<b>0 / 0%</b>	<b>0 / 0%</b>	<b>0 / 0%</b>	<b>0 / 0%</b>	<b>0 / 0%</b>	<b>0 / 0%</b>	<b>0 / 0%</b>
<b>608 - TEXAS DEPARTMENT OF MOTOR VEHICLES - BUILDING CONSTRUCTION UNADJUSTED GOAL IS 21.1%</b>								
T	0	0 / 0%	0 / 0%	0 / 0%	0 / 0%	0 / 0%	0 / 0%	0 / 0%
N	0	0 / 0%	0 / 0%	0 / 0%	0 / 0%	0 / 0%	0 / 0%	0 / 0%
S	***	0 / 0%	0 / 0%	0 / 0%	0 / 0%	0 / 0%	0 / 0%	0 / 0%
-TC	0	0 / 0%	0 / 0%	0 / 0%	0 / 0%	0 / 0%	0 / 0%	0 / 0%
-I	0	0 / 0%	0 / 0%	0 / 0%	0 / 0%	0 / 0%	0 / 0%	0 / 0%
	<b>0</b>	<b>0 / 0%</b>	<b>0 / 0%</b>	<b>0 / 0%</b>	<b>0 / 0%</b>	<b>0 / 0%</b>	<b>0 / 0%</b>	<b>0 / 0%</b>
<b>608 - TEXAS DEPARTMENT OF MOTOR VEHICLES - SPECIAL TRADE UNADJUSTED GOAL IS 32.9%</b>								
T	\$347,510	\$10,546 / 3.03%	0 / 0%	\$275 / 0.08%	\$10,271 / 2.96%	0 / 0%	0 / 0%	0 / 0%
N	0	0 / 0%	0 / 0%	0 / 0%	0 / 0%	0 / 0%	0 / 0%	0 / 0%
S	***	0 / 0%	0 / 0%	0 / 0%	0 / 0%	0 / 0%	0 / 0%	0 / 0%
-TC	0	0 / 0%	0 / 0%	0 / 0%	0 / 0%	0 / 0%	0 / 0%	0 / 0%
-I	0	0 / 0%	0 / 0%	0 / 0%	0 / 0%	0 / 0%	0 / 0%	0 / 0%
	<b>\$347,510</b>	<b>\$10,546 / 3.03%</b>	<b>0 / 0%</b>	<b>\$275 / 0.08%</b>	<b>\$10,271 / 2.96%</b>	<b>0 / 0%</b>	<b>0 / 0%</b>	<b>0 / 0%</b>

\*\*\* DOLLARS REPORTED BUT NOT SHOWN IN THESE COLUMNS. T=TREASURY, N=NON-TREASURY, S=SUBCONTRACTOR FUNDS & PROCUREMENT CARD HUB PURCHASES, TC=TERM CONTRACT, I= INTER GOVERNMENT



TEXAS HISTORICALLY UNDERUTILIZED BUSINESS (HUB) SEMI-ANNUAL REPORT RECEIVED FOR FISCAL YEAR 2023

SECTION VII - STATE AGENCY EXPENDITURE DATA

FUND TYPE	TOTAL EXPENDITURE	TOTAL SPENT WITH HUBS AMOUNT / %	BLACK AMOUNT / %	HISPANIC AMOUNT / %	WOMAN AMOUNT / %	ASIAN PACIFIC AMOUNT / %	NATIVE AMERICAN AMOUNT / %	SERVICE-DISABLED VETERAN AMOUNT / %
-----------	-------------------	----------------------------------	------------------	---------------------	------------------	--------------------------	----------------------------	-------------------------------------

608 - TEXAS DEPARTMENT OF MOTOR VEHICLES - PROFESSIONAL SERVICES UNADJUSTED GOAL IS 23.7%

T	\$75,224	0 / 0%	0 / 0%	0 / 0%	0 / 0%	0 / 0%	0 / 0%	0 / 0%
N	0	0 / 0%	0 / 0%	0 / 0%	0 / 0%	0 / 0%	0 / 0%	0 / 0%
S	***	0 / 0%	0 / 0%	0 / 0%	0 / 0%	0 / 0%	0 / 0%	0 / 0%
-TC	0	0 / 0%	0 / 0%	0 / 0%	0 / 0%	0 / 0%	0 / 0%	0 / 0%
-I	0	0 / 0%	0 / 0%	0 / 0%	0 / 0%	0 / 0%	0 / 0%	0 / 0%
	<b>\$75,224</b>	<b>0 / 0%</b>	<b>0 / 0%</b>	<b>0 / 0%</b>	<b>0 / 0%</b>	<b>0 / 0%</b>	<b>0 / 0%</b>	<b>0 / 0%</b>

608 - TEXAS DEPARTMENT OF MOTOR VEHICLES - OTHER SERVICES UNADJUSTED GOAL IS 26%

T	\$19,739,561	\$4,104,094 / 20.79%	\$130,513 / 0.66%	\$1,784,668 / 9.04%	\$702,398 / 3.56%	\$1,486,251 / 7.53%	0 / 0%	\$265 / 0.00%
N	0	0 / 0%	0 / 0%	0 / 0%	0 / 0%	0 / 0%	0 / 0%	0 / 0%
S	***	0 / 0%	0 / 0%	0 / 0%	0 / 0%	0 / 0%	0 / 0%	0 / 0%
-TC	\$1,092,456	0 / 0%	0 / 0%	0 / 0%	0 / 0%	0 / 0%	0 / 0%	0 / 0%
-I	0	0 / 0%	0 / 0%	0 / 0%	0 / 0%	0 / 0%	0 / 0%	0 / 0%
	<b>\$18,647,105</b>	<b>\$4,104,094 / 20.79%</b>	<b>\$130,513 / 0.66%</b>	<b>\$1,784,668 / 9.04%</b>	<b>\$702,398 / 3.56%</b>	<b>\$1,486,251 / 7.53%</b>	<b>0 / 0%</b>	<b>\$265 / 0.00%</b>

608 - TEXAS DEPARTMENT OF MOTOR VEHICLES - COMMODITY PURCHASING UNADJUSTED GOAL IS 21.1%

T	\$2,266,046	\$960,742 / 42.40%	\$77,278 / 3.41%	\$60,455 / 2.67%	\$561,578 / 24.78%	\$261,431 / 11.54%	0 / 0%	0 / 0%
N	0	0 / 0%	0 / 0%	0 / 0%	0 / 0%	0 / 0%	0 / 0%	0 / 0%
S	***	0 / 0%	0 / 0%	0 / 0%	0 / 0%	0 / 0%	0 / 0%	0 / 0%
-TC	\$43,525	0 / 0%	0 / 0%	0 / 0%	0 / 0%	0 / 0%	0 / 0%	0 / 0%
-I	0	0 / 0%	0 / 0%	0 / 0%	0 / 0%	0 / 0%	0 / 0%	0 / 0%
	<b>\$2,222,521</b>	<b>\$960,742 / 42.40%</b>	<b>\$77,278 / 3.41%</b>	<b>\$60,455 / 2.67%</b>	<b>\$561,578 / 24.78%</b>	<b>\$261,431 / 11.54%</b>	<b>0 / 0%</b>	<b>0 / 0%</b>

\*\*\* DOLLARS REPORTED BUT NOT SHOWN IN THESE COLUMNS. T=TREASURY, N=NON-TREASURY, S=SUBCONTRACTOR FUNDS & PROCUREMENT CARD HUB PURCHASES, TC=TERM CONTRACT, I= INTER GOVERNMENTAL



TEXAS HISTORICALLY UNDERUTILIZED BUSINESS (HUB) SEMI-ANNUAL REPORT RECEIVED FOR FISCAL YEAR 2023

SECTION VII - STATE AGENCY EXPENDITURE DATA

FUND TYPE	TOTAL EXPENDITURE	TOTAL SPENT WITH HUBS AMOUNT / %	BLACK AMOUNT / %	HISPANIC AMOUNT / %	WOMAN AMOUNT / %	ASIAN PACIFIC AMOUNT / %	NATIVE AMERICAN AMOUNT / %	SERVICE-DISABLED VETERAN AMOUNT / %
<b>608 - TEXAS DEPARTMENT OF MOTOR VEHICLES - Statewide Grand Total Expenditures</b>								
T	\$22,428,340	\$5,075,382 / 22.63%	\$207,791 / 0.93%	\$1,845,398 / 8.23%	\$1,274,247 / 5.68%	\$1,747,682 / 7.79%	0 / 0%	\$265 / 0.00%
N	0	0 / 0%	0 / 0%	0 / 0%	0 / 0%	0 / 0%	0 / 0%	0 / 0%
S	***	0 / 0%	0 / 0%	0 / 0%	0 / 0%	0 / 0%	0 / 0%	0 / 0%
-TC	\$1,135,981	0 / 0%	0 / 0%	0 / 0%	0 / 0%	0 / 0%	0 / 0%	0 / 0%
-I	0	0 / 0%	0 / 0%	0 / 0%	0 / 0%	0 / 0%	0 / 0%	0 / 0%
	<b>\$21,292,359</b>	<b>\$5,075,382 / 22.63%</b>	<b>\$207,791 / 0.93%</b>	<b>\$1,845,398 / 8.23%</b>	<b>\$1,274,247 / 5.68%</b>	<b>\$1,747,682 / 7.79%</b>	<b>0 / 0%</b>	<b>\$265 / 0.00%</b>

\*\*\* DOLLARS REPORTED BUT NOT SHOWN IN THESE COLUMNS. T=TREASURY, N=NON-TREASURY, S=SUBCONTRACTOR FUNDS & PROCUREMENT CARD HUB PURCHASES, TC=TERM CONTRACT, I= INTER GOVERNMENTAL





TEXAS HISTORICALLY UNDERUTILIZED BUSINESS (HUB) SEMI-ANNUAL REPORT RECEIVED FOR FISCAL YEAR 2023

SECTION VII - STATE AGENCY EXPENDITURE DATA

FUND TYPE	TOTAL EXPENDITURE	TOTAL SPENT WITH HUBS AMOUNT / %	BLACK AMOUNT / %	HISPANIC AMOUNT / %	WOMAN AMOUNT / %	ASIAN PACIFIC AMOUNT / %	NATIVE AMERICAN AMOUNT / %	SERVICE-DISABLED VETERAN AMOUNT / %
-----------	-------------------	----------------------------------	------------------	---------------------	------------------	--------------------------	----------------------------	-------------------------------------

644 - TEXAS JUVENILE JUSTICE DEPT - HEAVY CONSTRUCTION UNADJUSTED GOAL IS 11.2%

T	0	0 / 0%	0 / 0%	0 / 0%	0 / 0%	0 / 0%	0 / 0%	0 / 0%
N	0	0 / 0%	0 / 0%	0 / 0%	0 / 0%	0 / 0%	0 / 0%	0 / 0%
S	***	0 / 0%	0 / 0%	0 / 0%	0 / 0%	0 / 0%	0 / 0%	0 / 0%
-TC	0	0 / 0%	0 / 0%	0 / 0%	0 / 0%	0 / 0%	0 / 0%	0 / 0%
-I	0	0 / 0%	0 / 0%	0 / 0%	0 / 0%	0 / 0%	0 / 0%	0 / 0%
	<b>0</b>	<b>0 / 0%</b>	<b>0 / 0%</b>	<b>0 / 0%</b>	<b>0 / 0%</b>	<b>0 / 0%</b>	<b>0 / 0%</b>	<b>0 / 0%</b>

644 - TEXAS JUVENILE JUSTICE DEPT - BUILDING CONSTRUCTION UNADJUSTED GOAL IS 21.1%

T	\$283,186	\$165,867 / 58.57%	0 / 0%	\$165,867 / 58.57%	0 / 0%	0 / 0%	0 / 0%	0 / 0%
N	0	0 / 0%	0 / 0%	0 / 0%	0 / 0%	0 / 0%	0 / 0%	0 / 0%
S	***	0 / 0%	0 / 0%	0 / 0%	0 / 0%	0 / 0%	0 / 0%	0 / 0%
-TC	0	0 / 0%	0 / 0%	0 / 0%	0 / 0%	0 / 0%	0 / 0%	0 / 0%
-I	0	0 / 0%	0 / 0%	0 / 0%	0 / 0%	0 / 0%	0 / 0%	0 / 0%
	<b>\$283,186</b>	<b>\$165,867 / 58.57%</b>	<b>0 / 0%</b>	<b>\$165,867 / 58.57%</b>	<b>0 / 0%</b>	<b>0 / 0%</b>	<b>0 / 0%</b>	<b>0 / 0%</b>

644 - TEXAS JUVENILE JUSTICE DEPT - SPECIAL TRADE UNADJUSTED GOAL IS 32.9%

T	\$1,175,965	\$438,376 / 37.28%	0 / 0%	\$414,470 / 35.25%	\$23,906 / 2.03%	0 / 0%	0 / 0%	0 / 0%
N	0	0 / 0%	0 / 0%	0 / 0%	0 / 0%	0 / 0%	0 / 0%	0 / 0%
S	***	0 / 0%	0 / 0%	0 / 0%	0 / 0%	0 / 0%	0 / 0%	0 / 0%
-TC	0	0 / 0%	0 / 0%	0 / 0%	0 / 0%	0 / 0%	0 / 0%	0 / 0%
-I	0	0 / 0%	0 / 0%	0 / 0%	0 / 0%	0 / 0%	0 / 0%	0 / 0%
	<b>\$1,175,965</b>	<b>\$438,376 / 37.28%</b>	<b>0 / 0%</b>	<b>\$414,470 / 35.25%</b>	<b>\$23,906 / 2.03%</b>	<b>0 / 0%</b>	<b>0 / 0%</b>	<b>0 / 0%</b>

\*\*\* DOLLARS REPORTED BUT NOT SHOWN IN THESE COLUMNS. T=TREASURY, N=NON-TREASURY, S=SUBCONTRACTOR FUNDS & PROCUREMENT CARD HUB PURCHASES, TC=TERM CONTRACT, I= INTER GOVERNMENTAL



TEXAS HISTORICALLY UNDERUTILIZED BUSINESS (HUB) SEMI-ANNUAL REPORT RECEIVED FOR FISCAL YEAR 2023

SECTION VII - STATE AGENCY EXPENDITURE DATA

FUND TYPE	TOTAL EXPENDITURE	TOTAL SPENT WITH HUBS AMOUNT / %	BLACK AMOUNT / %	HISPANIC AMOUNT / %	WOMAN AMOUNT / %	ASIAN PACIFIC AMOUNT / %	NATIVE AMERICAN AMOUNT / %	SERVICE-DISABLED VETERAN AMOUNT / %
<b>644 - TEXAS JUVENILE JUSTICE DEPT - PROFESSIONAL SERVICES UNADJUSTED GOAL IS 23.7%</b>								
T	\$295,076	0 / 0%	0 / 0%	0 / 0%	0 / 0%	0 / 0%	0 / 0%	0 / 0%
N	0	0 / 0%	0 / 0%	0 / 0%	0 / 0%	0 / 0%	0 / 0%	0 / 0%
S	***	0 / 0%	0 / 0%	0 / 0%	0 / 0%	0 / 0%	0 / 0%	0 / 0%
-TC	\$31,702	0 / 0%	0 / 0%	0 / 0%	0 / 0%	0 / 0%	0 / 0%	0 / 0%
-I	0	0 / 0%	0 / 0%	0 / 0%	0 / 0%	0 / 0%	0 / 0%	0 / 0%
	<b>\$263,374</b>	<b>0 / 0%</b>	<b>0 / 0%</b>	<b>0 / 0%</b>	<b>0 / 0%</b>	<b>0 / 0%</b>	<b>0 / 0%</b>	<b>0 / 0%</b>
<b>644 - TEXAS JUVENILE JUSTICE DEPT - OTHER SERVICES UNADJUSTED GOAL IS 26%</b>								
T	\$5,454,305	\$615,073 / 11.28%	\$20,119 / 0.37%	\$131,079 / 2.40%	\$168,306 / 3.09%	\$295,568 / 5.42%	0 / 0%	0 / 0%
N	0	0 / 0%	0 / 0%	0 / 0%	0 / 0%	0 / 0%	0 / 0%	0 / 0%
S	***	\$100 / 0.12%	0 / 0%	0 / 0%	\$100 / 0.12%	0 / 0%	0 / 0%	0 / 0%
-TC	\$118,274	\$1,644 / 1.39%	0 / 0%	0 / 0%	\$1,644 / 1.39%	0 / 0%	0 / 0%	0 / 0%
-I	\$1,304	0 / 0%	0 / 0%	0 / 0%	0 / 0%	0 / 0%	0 / 0%	0 / 0%
	<b>\$5,334,726</b>	<b>\$613,530 / 12.79%</b>	<b>\$20,119 / 0.37%</b>	<b>\$131,079 / 2.40%</b>	<b>\$166,763 / 4.59%</b>	<b>\$295,568 / 5.42%</b>	<b>0 / 0%</b>	<b>0 / 0%</b>
<b>644 - TEXAS JUVENILE JUSTICE DEPT - COMMODITY PURCHASING UNADJUSTED GOAL IS 21.1%</b>								
T	\$5,258,655	\$1,436,227 / 27.31%	\$10,098 / 0.19%	\$799,013 / 15.19%	\$596,265 / 11.34%	\$30,851 / 0.59%	0 / 0%	0 / 0%
N	0	0 / 0%	0 / 0%	0 / 0%	0 / 0%	0 / 0%	0 / 0%	0 / 0%
S	***	0 / 0%	0 / 0%	0 / 0%	0 / 0%	0 / 0%	0 / 0%	0 / 0%
-TC	\$1,135,528	\$23,647 / 2.08%	0 / 0%	0 / 0%	\$22,376 / 1.97%	\$1,271 / 0.11%	0 / 0%	0 / 0%
-I	\$63,816	0 / 0%	0 / 0%	0 / 0%	0 / 0%	0 / 0%	0 / 0%	0 / 0%
	<b>\$4,059,311</b>	<b>\$1,412,580 / 29.39%</b>	<b>\$10,098 / 0.19%</b>	<b>\$799,013 / 15.19%</b>	<b>\$573,889 / 13.31%</b>	<b>\$29,581 / 0.70%</b>	<b>0 / 0%</b>	<b>0 / 0%</b>

\*\*\* DOLLARS REPORTED BUT NOT SHOWN IN THESE COLUMNS. T=TREASURY, N=NON-TREASURY, S=SUBCONTRACTOR FUNDS & PROCUREMENT CARD HUB PURCHASES, TC=TERM CONTRACT, I= INTER GOVERNMENT



TEXAS HISTORICALLY UNDERUTILIZED BUSINESS (HUB) SEMI-ANNUAL REPORT RECEIVED FOR FISCAL YEAR 2023

SECTION VII - STATE AGENCY EXPENDITURE DATA

FUND TYPE	TOTAL EXPENDITURE	TOTAL SPENT WITH HUBS AMOUNT / %	BLACK AMOUNT / %	HISPANIC AMOUNT / %	WOMAN AMOUNT / %	ASIAN PACIFIC AMOUNT / %	NATIVE AMERICAN AMOUNT / %	SERVICE-DISABLED VETERAN AMOUNT / %
<b>644 - TEXAS JUVENILE JUSTICE DEPT - Statewide Grand Total Expenditures</b>								
T	\$12,467,186	\$2,655,543 / 21.30%	\$30,217 / 0.24%	\$1,510,429 / 12.12%	\$788,477 / 6.32%	\$326,420 / 2.62%	0 / 0%	0 / 0%
N	0	0 / 0%	0 / 0%	0 / 0%	0 / 0%	0 / 0%	0 / 0%	0 / 0%
S	***	\$100 / 0.12%	0 / 0%	0 / 0%	\$100 / 0.12%	0 / 0%	0 / 0%	0 / 0%
-TC	\$1,285,503	\$25,290 / 1.97%	0 / 0%	0 / 0%	\$24,020 / 1.87%	\$1,271 / 0.10%	0 / 0%	0 / 0%
-I	\$65,120	0 / 0%	0 / 0%	0 / 0%	0 / 0%	0 / 0%	0 / 0%	0 / 0%
	<b>\$11,116,562</b>	<b>\$2,630,353 / 23.39%</b>	<b>\$30,217 / 0.24%</b>	<b>\$1,510,429 / 12.12%</b>	<b>\$764,557 / 8.31%</b>	<b>\$325,149 / 2.72%</b>	<b>0 / 0%</b>	<b>0 / 0%</b>

\*\*\* DOLLARS REPORTED BUT NOT SHOWN IN THESE COLUMNS. T=TREASURY, N=NON-TREASURY, S=SUBCONTRACTOR FUNDS & PROCUREMENT CARD HUB PURCHASES, TC=TERM CONTRACT, I= INTER GOVERNMENTAL



TEXAS HISTORICALLY UNDERUTILIZED BUSINESS (HUB) SEMI-ANNUAL REPORT RECEIVED FOR FISCAL YEAR 2023

SECTION VII - STATE AGENCY EXPENDITURE DATA

FUND TYPE	TOTAL EXPENDITURE	TOTAL SPENT WITH HUBS AMOUNT / %	BLACK AMOUNT / %	HISPANIC AMOUNT / %	WOMAN AMOUNT / %	ASIAN PACIFIC AMOUNT / %	NATIVE AMERICAN AMOUNT / %	SERVICE-DISABLED VETERAN AMOUNT / %
<b>696 - TEXAS DEPT OF CRIMINAL JUSTICE - HEAVY CONSTRUCTION UNADJUSTED GOAL IS 11.2%</b>								
T	\$75,590	\$19,653 / 26.00%	0 / 0%	\$8,250 / 10.91%	\$11,403 / 15.09%	0 / 0%	0 / 0%	0 / 0%
N	0	0 / 0%	0 / 0%	0 / 0%	0 / 0%	0 / 0%	0 / 0%	0 / 0%
S	***	\$193 / 0.25%	0 / 0%	0 / 0%	\$193 / 0.25%	0 / 0%	0 / 0%	0 / 0%
-TC	0	0 / 0%	0 / 0%	0 / 0%	0 / 0%	0 / 0%	0 / 0%	0 / 0%
-I	0	0 / 0%	0 / 0%	0 / 0%	0 / 0%	0 / 0%	0 / 0%	0 / 0%
	<b>\$75,590</b>	<b>\$19,846 / 26.25%</b>	<b>0 / 0%</b>	<b>\$8,250 / 10.91%</b>	<b>\$11,596 / 15.34%</b>	<b>0 / 0%</b>	<b>0 / 0%</b>	<b>0 / 0%</b>
<b>696 - TEXAS DEPT OF CRIMINAL JUSTICE - BUILDING CONSTRUCTION UNADJUSTED GOAL IS 21.1%</b>								
T	\$1,776,070	\$395 / 0.02%	0 / 0%	0 / 0%	\$395 / 0.02%	0 / 0%	0 / 0%	0 / 0%
N	0	0 / 0%	0 / 0%	0 / 0%	0 / 0%	0 / 0%	0 / 0%	0 / 0%
S	***	0 / 0%	0 / 0%	0 / 0%	0 / 0%	0 / 0%	0 / 0%	0 / 0%
-TC	0	0 / 0%	0 / 0%	0 / 0%	0 / 0%	0 / 0%	0 / 0%	0 / 0%
-I	0	0 / 0%	0 / 0%	0 / 0%	0 / 0%	0 / 0%	0 / 0%	0 / 0%
	<b>\$1,776,070</b>	<b>\$395 / 0.02%</b>	<b>0 / 0%</b>	<b>0 / 0%</b>	<b>\$395 / 0.02%</b>	<b>0 / 0%</b>	<b>0 / 0%</b>	<b>0 / 0%</b>
<b>696 - TEXAS DEPT OF CRIMINAL JUSTICE - SPECIAL TRADE UNADJUSTED GOAL IS 32.9%</b>								
T	\$32,496,489	\$10,416,166 / 32.05%	0 / 0%	\$7,102,674 / 21.86%	\$3,232,887 / 9.95%	\$12,919 / 0.04%	\$67,686 / 0.21%	0 / 0%
N	0	0 / 0%	0 / 0%	0 / 0%	0 / 0%	0 / 0%	0 / 0%	0 / 0%
S	***	\$10,129 / 0.03%	0 / 0%	\$2,362 / 0.01%	\$7,767 / 0.02%	0 / 0%	0 / 0%	0 / 0%
-TC	\$5,171	0 / 0%	0 / 0%	0 / 0%	0 / 0%	0 / 0%	0 / 0%	0 / 0%
-I	0	0 / 0%	0 / 0%	0 / 0%	0 / 0%	0 / 0%	0 / 0%	0 / 0%
	<b>\$32,491,318</b>	<b>\$10,426,295 / 32.08%</b>	<b>0 / 0%</b>	<b>\$7,105,036 / 21.86%</b>	<b>\$3,240,654 / 9.97%</b>	<b>\$12,919 / 0.04%</b>	<b>\$67,686 / 0.21%</b>	<b>0 / 0%</b>

\*\*\* DOLLARS REPORTED BUT NOT SHOWN IN THESE COLUMNS. T=TREASURY, N=NON-TREASURY, S=SUBCONTRACTOR FUNDS & PROCUREMENT CARD HUB PURCHASES, TC=TERM CONTRACT, I= INTER GOVERNMENTAL



TEXAS HISTORICALLY UNDERUTILIZED BUSINESS (HUB) SEMI-ANNUAL REPORT RECEIVED FOR FISCAL YEAR 2023

SECTION VII - STATE AGENCY EXPENDITURE DATA

FUND TYPE	TOTAL EXPENDITURE	TOTAL SPENT WITH HUBS AMOUNT / %	BLACK AMOUNT / %	HISPANIC AMOUNT / %	WOMAN AMOUNT / %	ASIAN PACIFIC AMOUNT / %	NATIVE AMERICAN AMOUNT / %	SERVICE-DISABLED VETERAN AMOUNT / %
<b>696 - TEXAS DEPT OF CRIMINAL JUSTICE - PROFESSIONAL SERVICES UNADJUSTED GOAL IS 23.7%</b>								
T	\$12,295,550	\$426,776 / 3.47%	\$81,921 / 0.67%	\$343,326 / 2.79%	\$1,528 / 0.01%	0 / 0%	0 / 0%	0 / 0%
N	0	0 / 0%	0 / 0%	0 / 0%	0 / 0%	0 / 0%	0 / 0%	0 / 0%
S	***	\$130,984 / 4.39%	0 / 0%	0 / 0%	\$40,304 / 1.35%	\$69,699 / 2.34%	0 / 0%	\$20,981 / 0.70%
-TC	\$695,210	0 / 0%	0 / 0%	0 / 0%	0 / 0%	0 / 0%	0 / 0%	0 / 0%
-I	\$7,223,336	0 / 0%	0 / 0%	0 / 0%	0 / 0%	0 / 0%	0 / 0%	0 / 0%
	<b>\$4,377,004</b>	<b>\$557,760 / 7.86%</b>	<b>\$81,921 / 0.67%</b>	<b>\$343,326 / 2.79%</b>	<b>\$41,832 / 1.36%</b>	<b>\$69,699 / 2.34%</b>	<b>0 / 0%</b>	<b>\$20,981 / 0.70%</b>
<b>696 - TEXAS DEPT OF CRIMINAL JUSTICE - OTHER SERVICES UNADJUSTED GOAL IS 26%</b>								
T	\$39,407,580	\$995,013 / 2.52%	\$36,860 / 0.09%	\$207,427 / 0.53%	\$359,283 / 0.91%	\$220,939 / 0.56%	\$839 / 0.00%	\$169,665 / 0.43%
N	\$271,002	\$33,957 / 12.53%	\$15,000 / 5.54%	0 / 0%	\$550 / 0.20%	\$18,407 / 6.79%	0 / 0%	0 / 0%
S	***	\$108,110 / 0.52%	\$275 / 0.00%	\$101,858 / 0.49%	\$5,977 / 0.03%	0 / 0%	0 / 0%	0 / 0%
-TC	\$760,846	0 / 0%	0 / 0%	0 / 0%	0 / 0%	0 / 0%	0 / 0%	0 / 0%
-I	\$12,185,812	0 / 0%	0 / 0%	0 / 0%	0 / 0%	0 / 0%	0 / 0%	0 / 0%
	<b>\$26,731,923</b>	<b>\$1,137,081 / 15.57%</b>	<b>\$52,135 / 5.63%</b>	<b>\$309,285 / 1.02%</b>	<b>\$365,810 / 1.14%</b>	<b>\$239,346 / 7.35%</b>	<b>\$839 / 0.00%</b>	<b>\$169,665 / 0.43%</b>
<b>696 - TEXAS DEPT OF CRIMINAL JUSTICE - COMMODITY PURCHASING UNADJUSTED GOAL IS 21.1%</b>								
T	\$211,783,343	\$16,176,553 / 7.64%	\$683,093 / 0.32%	\$6,575,488 / 3.10%	\$8,336,601 / 3.94%	\$520,986 / 0.25%	\$26,914 / 0.01%	\$33,472 / 0.02%
N	\$1,428,906	\$112,856 / 7.90%	0 / 0%	0 / 0%	\$15,916 / 1.11%	\$96,940 / 6.78%	0 / 0%	0 / 0%
S	***	\$1,867,779 / 0.99%	\$2,106 / 0.00%	\$1,055,686 / 0.56%	\$787,672 / 0.42%	\$16,980 / 0.01%	\$5,335 / 0.00%	0 / 0%
-TC	\$107,864,539	\$263,097 / 0.24%	0 / 0%	0 / 0%	\$156,531 / 0.15%	\$106,566 / 0.10%	0 / 0%	0 / 0%
-I	\$6,857,397	0 / 0%	0 / 0%	0 / 0%	0 / 0%	0 / 0%	0 / 0%	0 / 0%
	<b>\$98,490,313</b>	<b>\$17,894,091 / 16.77%</b>	<b>\$685,199 / 0.32%</b>	<b>\$7,631,174 / 3.66%</b>	<b>\$8,983,658 / 5.61%</b>	<b>\$528,340 / 7.14%</b>	<b>\$32,249 / 0.02%</b>	<b>\$33,472 / 0.02%</b>

\*\*\* DOLLARS REPORTED BUT NOT SHOWN IN THESE COLUMNS. T=TREASURY, N=NON-TREASURY, S=SUBCONTRACTOR FUNDS & PROCUREMENT CARD HUB PURCHASES, TC=TERM CONTRACT, I= INTER GOVERNMENTAL



TEXAS HISTORICALLY UNDERUTILIZED BUSINESS (HUB) SEMI-ANNUAL REPORT RECEIVED FOR FISCAL YEAR 2023

SECTION VII - STATE AGENCY EXPENDITURE DATA

FUND TYPE	TOTAL EXPENDITURE	TOTAL SPENT WITH HUBS AMOUNT / %	BLACK AMOUNT / %	HISPANIC AMOUNT / %	WOMAN AMOUNT / %	ASIAN PACIFIC AMOUNT / %	NATIVE AMERICAN AMOUNT / %	SERVICE-DISABLED VETERAN AMOUNT / %
<b>696 - TEXAS DEPT OF CRIMINAL JUSTICE - Statewide Grand Total Expenditures</b>								
T	\$297,834,621	\$28,034,557 / 9.41%	\$801,875 / 0.27%	\$14,237,164 / 4.78%	\$11,942,098 / 4.01%	\$754,844 / 0.25%	\$95,439 / 0.03%	\$203,136 / 0.07%
N	\$1,699,907	\$146,813 / 8.64%	\$15,000 / 0.88%	0 / 0%	\$16,466 / 0.97%	\$115,347 / 6.79%	0 / 0%	0 / 0%
S	***	\$2,117,194 / 0.86%	\$2,381 / 0.00%	\$1,159,907 / 0.47%	\$841,912 / 0.34%	\$86,679 / 0.04%	\$5,335 / 0.00%	\$20,981 / 0.01%
-TC	\$109,325,766	\$263,097 / 0.24%	0 / 0%	0 / 0%	\$156,531 / 0.14%	\$106,566 / 0.10%	0 / 0%	0 / 0%
-I	\$26,266,544	0 / 0%	0 / 0%	0 / 0%	0 / 0%	0 / 0%	0 / 0%	0 / 0%
	<b>\$163,942,218</b>	<b>\$30,035,467 / 19.15%</b>	<b>\$819,255 / 1.15%</b>	<b>\$15,397,071 / 5.25%</b>	<b>\$12,643,945 / 5.46%</b>	<b>\$850,304 / 7.17%</b>	<b>\$100,774 / 0.03%</b>	<b>\$224,117 / 0.08%</b>

\*\*\* DOLLARS REPORTED BUT NOT SHOWN IN THESE COLUMNS. T=TREASURY, N=NON-TREASURY, S=SUBCONTRACTOR FUNDS & PROCUREMENT CARD HUB PURCHASES, TC=TERM CONTRACT, I= INTER GOVERNMENTAL



TEXAS HISTORICALLY UNDERUTILIZED BUSINESS (HUB) SEMI-ANNUAL REPORT RECEIVED FOR FISCAL YEAR 2023

SECTION VII - STATE AGENCY EXPENDITURE DATA

FUND TYPE	TOTAL EXPENDITURE	TOTAL SPENT WITH HUBS AMOUNT / %	BLACK AMOUNT / %	HISPANIC AMOUNT / %	WOMAN AMOUNT / %	ASIAN PACIFIC AMOUNT / %	NATIVE AMERICAN AMOUNT / %	SERVICE-DISABLED VETERAN AMOUNT / %
-----------	-------------------	----------------------------------	------------------	---------------------	------------------	--------------------------	----------------------------	-------------------------------------

701 - TEXAS EDUCATION AGENCY - HEAVY CONSTRUCTION UNADJUSTED GOAL IS 11.2%

T	0	0 / 0%	0 / 0%	0 / 0%	0 / 0%	0 / 0%	0 / 0%	0 / 0%
N	0	0 / 0%	0 / 0%	0 / 0%	0 / 0%	0 / 0%	0 / 0%	0 / 0%
S	***	0 / 0%	0 / 0%	0 / 0%	0 / 0%	0 / 0%	0 / 0%	0 / 0%
-TC	0	0 / 0%	0 / 0%	0 / 0%	0 / 0%	0 / 0%	0 / 0%	0 / 0%
-I	0	0 / 0%	0 / 0%	0 / 0%	0 / 0%	0 / 0%	0 / 0%	0 / 0%
	<b>0</b>	<b>0 / 0%</b>	<b>0 / 0%</b>	<b>0 / 0%</b>	<b>0 / 0%</b>	<b>0 / 0%</b>	<b>0 / 0%</b>	<b>0 / 0%</b>

701 - TEXAS EDUCATION AGENCY - BUILDING CONSTRUCTION UNADJUSTED GOAL IS 21.1%

T	0	0 / 0%	0 / 0%	0 / 0%	0 / 0%	0 / 0%	0 / 0%	0 / 0%
N	0	0 / 0%	0 / 0%	0 / 0%	0 / 0%	0 / 0%	0 / 0%	0 / 0%
S	***	0 / 0%	0 / 0%	0 / 0%	0 / 0%	0 / 0%	0 / 0%	0 / 0%
-TC	0	0 / 0%	0 / 0%	0 / 0%	0 / 0%	0 / 0%	0 / 0%	0 / 0%
-I	0	0 / 0%	0 / 0%	0 / 0%	0 / 0%	0 / 0%	0 / 0%	0 / 0%
	<b>0</b>	<b>0 / 0%</b>	<b>0 / 0%</b>	<b>0 / 0%</b>	<b>0 / 0%</b>	<b>0 / 0%</b>	<b>0 / 0%</b>	<b>0 / 0%</b>

701 - TEXAS EDUCATION AGENCY - SPECIAL TRADE UNADJUSTED GOAL IS 32.9%

T	\$30,288	\$1,811 / 5.98%	0 / 0%	0 / 0%	\$1,811 / 5.98%	0 / 0%	0 / 0%	0 / 0%
N	0	0 / 0%	0 / 0%	0 / 0%	0 / 0%	0 / 0%	0 / 0%	0 / 0%
S	***	0 / 0%	0 / 0%	0 / 0%	0 / 0%	0 / 0%	0 / 0%	0 / 0%
-TC	0	0 / 0%	0 / 0%	0 / 0%	0 / 0%	0 / 0%	0 / 0%	0 / 0%
-I	0	0 / 0%	0 / 0%	0 / 0%	0 / 0%	0 / 0%	0 / 0%	0 / 0%
	<b>\$30,288</b>	<b>\$1,811 / 5.98%</b>	<b>0 / 0%</b>	<b>0 / 0%</b>	<b>\$1,811 / 5.98%</b>	<b>0 / 0%</b>	<b>0 / 0%</b>	<b>0 / 0%</b>

\*\*\* DOLLARS REPORTED BUT NOT SHOWN IN THESE COLUMNS. T=TREASURY, N=NON-TREASURY, S=SUBCONTRACTOR FUNDS & PROCUREMENT CARD HUB PURCHASES, TC=TERM CONTRACT, I= INTER GOVERNMENT



TEXAS HISTORICALLY UNDERUTILIZED BUSINESS (HUB) SEMI-ANNUAL REPORT RECEIVED FOR FISCAL YEAR 2023

SECTION VII - STATE AGENCY EXPENDITURE DATA

FUND TYPE	TOTAL EXPENDITURE	TOTAL SPENT WITH HUBS AMOUNT / %	BLACK AMOUNT / %	HISPANIC AMOUNT / %	WOMAN AMOUNT / %	ASIAN PACIFIC AMOUNT / %	NATIVE AMERICAN AMOUNT / %	SERVICE-DISABLED VETERAN AMOUNT / %
<b>701 - TEXAS EDUCATION AGENCY - PROFESSIONAL SERVICES UNADJUSTED GOAL IS 23.7%</b>								
T	\$239,138	\$9,976 / 4.17%	\$9,976 / 4.17%	0 / 0%	0 / 0%	0 / 0%	0 / 0%	0 / 0%
N	0	0 / 0%	0 / 0%	0 / 0%	0 / 0%	0 / 0%	0 / 0%	0 / 0%
S	***	0 / 0%	0 / 0%	0 / 0%	0 / 0%	0 / 0%	0 / 0%	0 / 0%
-TC	0	0 / 0%	0 / 0%	0 / 0%	0 / 0%	0 / 0%	0 / 0%	0 / 0%
-I	0	0 / 0%	0 / 0%	0 / 0%	0 / 0%	0 / 0%	0 / 0%	0 / 0%
	<b>\$239,138</b>	<b>\$9,976 / 4.17%</b>	<b>\$9,976 / 4.17%</b>	<b>0 / 0%</b>	<b>0 / 0%</b>	<b>0 / 0%</b>	<b>0 / 0%</b>	<b>0 / 0%</b>
<b>701 - TEXAS EDUCATION AGENCY - OTHER SERVICES UNADJUSTED GOAL IS 26%</b>								
T	\$171,956,133	\$4,715,881 / 2.74%	\$315 / 0.00%	\$389,583 / 0.23%	\$3,323,201 / 1.93%	\$884,423 / 0.51%	\$118,359 / 0.07%	0 / 0%
N	0	0 / 0%	0 / 0%	0 / 0%	0 / 0%	0 / 0%	0 / 0%	0 / 0%
S	***	\$2,929,251 / 1.83%	\$34,139 / 0.02%	\$1,173,896 / 0.73%	\$1,345,446 / 0.84%	\$375,770 / 0.23%	0 / 0%	0 / 0%
-TC	\$17,407	\$71 / 0.41%	0 / 0%	0 / 0%	\$71 / 0.41%	0 / 0%	0 / 0%	0 / 0%
-I	0	0 / 0%	0 / 0%	0 / 0%	0 / 0%	0 / 0%	0 / 0%	0 / 0%
	<b>\$171,938,726</b>	<b>\$7,645,061 / 4.97%</b>	<b>\$34,454 / 0.02%</b>	<b>\$1,563,478 / 0.96%</b>	<b>\$4,668,577 / 3.18%</b>	<b>\$1,260,193 / 0.75%</b>	<b>\$118,359 / 0.07%</b>	<b>0 / 0%</b>
<b>701 - TEXAS EDUCATION AGENCY - COMMODITY PURCHASING UNADJUSTED GOAL IS 21.1%</b>								
T	\$14,619,253	\$66,321 / 0.45%	0 / 0%	0 / 0%	\$4,312 / 0.03%	\$62,009 / 0.42%	0 / 0%	0 / 0%
N	0	0 / 0%	0 / 0%	0 / 0%	0 / 0%	0 / 0%	0 / 0%	0 / 0%
S	***	0 / 0%	0 / 0%	0 / 0%	0 / 0%	0 / 0%	0 / 0%	0 / 0%
-TC	\$7,310	\$281 / 3.84%	0 / 0%	0 / 0%	\$281 / 3.84%	0 / 0%	0 / 0%	0 / 0%
-I	0	0 / 0%	0 / 0%	0 / 0%	0 / 0%	0 / 0%	0 / 0%	0 / 0%
	<b>\$14,611,943</b>	<b>\$66,040 / 4.30%</b>	<b>0 / 0%</b>	<b>0 / 0%</b>	<b>\$4,032 / 3.87%</b>	<b>\$62,009 / 0.42%</b>	<b>0 / 0%</b>	<b>0 / 0%</b>

\*\*\* DOLLARS REPORTED BUT NOT SHOWN IN THESE COLUMNS. T=TREASURY, N=NON-TREASURY, S=SUBCONTRACTOR FUNDS & PROCUREMENT CARD HUB PURCHASES, TC=TERM CONTRACT, I= INTER GOVERNMENTAL





TEXAS HISTORICALLY UNDERUTILIZED BUSINESS (HUB) SEMI-ANNUAL REPORT RECEIVED FOR FISCAL YEAR 2023

SECTION VII - STATE AGENCY EXPENDITURE DATA

FUND TYPE	TOTAL EXPENDITURE	TOTAL SPENT WITH HUBS AMOUNT / %	BLACK AMOUNT / %	HISPANIC AMOUNT / %	WOMAN AMOUNT / %	ASIAN PACIFIC AMOUNT / %	NATIVE AMERICAN AMOUNT / %	SERVICE-DISABLED VETERAN AMOUNT / %
<b>701 - TEXAS EDUCATION AGENCY - Statewide Grand Total Expenditures</b>								
T	\$186,844,812	\$4,793,989 / 2.57%	\$10,291 / 0.01%	\$389,583 / 0.21%	\$3,329,324 / 1.78%	\$946,432 / 0.51%	\$118,359 / 0.06%	0 / 0%
N	0	0 / 0%	0 / 0%	0 / 0%	0 / 0%	0 / 0%	0 / 0%	0 / 0%
S	***	\$2,929,251 / 1.83%	\$34,139 / 0.02%	\$1,173,896 / 0.73%	\$1,345,446 / 0.84%	\$375,770 / 0.23%	0 / 0%	0 / 0%
-TC	\$24,716	\$352 / 1.42%	0 / 0%	0 / 0%	\$352 / 1.42%	0 / 0%	0 / 0%	0 / 0%
-I	0	0 / 0%	0 / 0%	0 / 0%	0 / 0%	0 / 0%	0 / 0%	0 / 0%
	<b>\$186,820,095</b>	<b>\$7,722,888 / 5.81%</b>	<b>\$44,430 / 0.03%</b>	<b>\$1,563,478 / 0.94%</b>	<b>\$4,674,419 / 4.04%</b>	<b>\$1,322,202 / 0.74%</b>	<b>\$118,359 / 0.06%</b>	<b>0 / 0%</b>

\*\*\* DOLLARS REPORTED BUT NOT SHOWN IN THESE COLUMNS. T=TREASURY, N=NON-TREASURY, S=SUBCONTRACTOR FUNDS & PROCUREMENT CARD HUB PURCHASES, TC=TERM CONTRACT, I= INTER GOVERNMENTAL



TEXAS HISTORICALLY UNDERUTILIZED BUSINESS (HUB) SEMI-ANNUAL REPORT RECEIVED FOR FISCAL YEAR 2023

SECTION VII - STATE AGENCY EXPENDITURE DATA

FUND TYPE	TOTAL EXPENDITURE	TOTAL SPENT WITH HUBS AMOUNT / %	BLACK AMOUNT / %	HISPANIC AMOUNT / %	WOMAN AMOUNT / %	ASIAN PACIFIC AMOUNT / %	NATIVE AMERICAN AMOUNT / %	SERVICE-DISABLED VETERAN AMOUNT / %
<b>708 - TEXAS A&amp;M SYSTEM SHARED SERVICE CTR - HEAVY CONSTRUCTION UNADJUSTED GOAL IS 11.2%</b>								
T	0	0 / 0%	0 / 0%	0 / 0%	0 / 0%	0 / 0%	0 / 0%	0 / 0%
N	0	0 / 0%	0 / 0%	0 / 0%	0 / 0%	0 / 0%	0 / 0%	0 / 0%
S	***	0 / 0%	0 / 0%	0 / 0%	0 / 0%	0 / 0%	0 / 0%	0 / 0%
-TC	0	0 / 0%	0 / 0%	0 / 0%	0 / 0%	0 / 0%	0 / 0%	0 / 0%
-I	0	0 / 0%	0 / 0%	0 / 0%	0 / 0%	0 / 0%	0 / 0%	0 / 0%
	<b>0</b>	<b>0 / 0%</b>	<b>0 / 0%</b>	<b>0 / 0%</b>	<b>0 / 0%</b>	<b>0 / 0%</b>	<b>0 / 0%</b>	<b>0 / 0%</b>
<b>708 - TEXAS A&amp;M SYSTEM SHARED SERVICE CTR - BUILDING CONSTRUCTION UNADJUSTED GOAL IS 21.1%</b>								
T	0	0 / 0%	0 / 0%	0 / 0%	0 / 0%	0 / 0%	0 / 0%	0 / 0%
N	0	0 / 0%	0 / 0%	0 / 0%	0 / 0%	0 / 0%	0 / 0%	0 / 0%
S	***	0 / 0%	0 / 0%	0 / 0%	0 / 0%	0 / 0%	0 / 0%	0 / 0%
-TC	0	0 / 0%	0 / 0%	0 / 0%	0 / 0%	0 / 0%	0 / 0%	0 / 0%
-I	0	0 / 0%	0 / 0%	0 / 0%	0 / 0%	0 / 0%	0 / 0%	0 / 0%
	<b>0</b>	<b>0 / 0%</b>	<b>0 / 0%</b>	<b>0 / 0%</b>	<b>0 / 0%</b>	<b>0 / 0%</b>	<b>0 / 0%</b>	<b>0 / 0%</b>
<b>708 - TEXAS A&amp;M SYSTEM SHARED SERVICE CTR - SPECIAL TRADE UNADJUSTED GOAL IS 32.9%</b>								
T	0	0 / 0%	0 / 0%	0 / 0%	0 / 0%	0 / 0%	0 / 0%	0 / 0%
N	\$262,370	0 / 0%	0 / 0%	0 / 0%	0 / 0%	0 / 0%	0 / 0%	0 / 0%
S	***	0 / 0%	0 / 0%	0 / 0%	0 / 0%	0 / 0%	0 / 0%	0 / 0%
-TC	0	0 / 0%	0 / 0%	0 / 0%	0 / 0%	0 / 0%	0 / 0%	0 / 0%
-I	0	0 / 0%	0 / 0%	0 / 0%	0 / 0%	0 / 0%	0 / 0%	0 / 0%
	<b>\$262,370</b>	<b>0 / 0%</b>	<b>0 / 0%</b>	<b>0 / 0%</b>	<b>0 / 0%</b>	<b>0 / 0%</b>	<b>0 / 0%</b>	<b>0 / 0%</b>

\*\*\* DOLLARS REPORTED BUT NOT SHOWN IN THESE COLUMNS. T=TREASURY, N=NON-TREASURY, S=SUBCONTRACTOR FUNDS & PROCUREMENT CARD HUB PURCHASES, TC=TERM CONTRACT, I= INTER GOVERNMENT



TEXAS HISTORICALLY UNDERUTILIZED BUSINESS (HUB) SEMI-ANNUAL REPORT RECEIVED FOR FISCAL YEAR 2023

SECTION VII - STATE AGENCY EXPENDITURE DATA

FUND TYPE	TOTAL EXPENDITURE	TOTAL SPENT WITH HUBS AMOUNT / %	BLACK AMOUNT / %	HISPANIC AMOUNT / %	WOMAN AMOUNT / %	ASIAN PACIFIC AMOUNT / %	NATIVE AMERICAN AMOUNT / %	SERVICE-DISABLED VETERAN AMOUNT / %
-----------	-------------------	----------------------------------	------------------	---------------------	------------------	--------------------------	----------------------------	-------------------------------------

708 - TEXAS A&M SYSTEM SHARED SERVICE CTR - PROFESSIONAL SERVICES UNADJUSTED GOAL IS 23.7%

T	0	0 / 0%	0 / 0%	0 / 0%	0 / 0%	0 / 0%	0 / 0%	0 / 0%
N	0	0 / 0%	0 / 0%	0 / 0%	0 / 0%	0 / 0%	0 / 0%	0 / 0%
S	***	0 / 0%	0 / 0%	0 / 0%	0 / 0%	0 / 0%	0 / 0%	0 / 0%
-TC	0	0 / 0%	0 / 0%	0 / 0%	0 / 0%	0 / 0%	0 / 0%	0 / 0%
-I	0	0 / 0%	0 / 0%	0 / 0%	0 / 0%	0 / 0%	0 / 0%	0 / 0%
	<b>0</b>	<b>0 / 0%</b>	<b>0 / 0%</b>	<b>0 / 0%</b>	<b>0 / 0%</b>	<b>0 / 0%</b>	<b>0 / 0%</b>	<b>0 / 0%</b>

708 - TEXAS A&M SYSTEM SHARED SERVICE CTR - OTHER SERVICES UNADJUSTED GOAL IS 26%

T	0	0 / 0%	0 / 0%	0 / 0%	0 / 0%	0 / 0%	0 / 0%	0 / 0%
N	\$4,972,354	\$1,054,986 / 21.22%	\$916,028 / 18.42%	\$90,569 / 1.82%	\$6,793 / 0.14%	\$40,069 / 0.81%	0 / 0%	\$1,527 / 0.03%
S	***	0 / 0%	0 / 0%	0 / 0%	0 / 0%	0 / 0%	0 / 0%	0 / 0%
-TC	0	0 / 0%	0 / 0%	0 / 0%	0 / 0%	0 / 0%	0 / 0%	0 / 0%
-I	0	0 / 0%	0 / 0%	0 / 0%	0 / 0%	0 / 0%	0 / 0%	0 / 0%
	<b>\$4,972,354</b>	<b>\$1,054,986 / 21.22%</b>	<b>\$916,028 / 18.42%</b>	<b>\$90,569 / 1.82%</b>	<b>\$6,793 / 0.14%</b>	<b>\$40,069 / 0.81%</b>	<b>0 / 0%</b>	<b>\$1,527 / 0.03%</b>

708 - TEXAS A&M SYSTEM SHARED SERVICE CTR - COMMODITY PURCHASING UNADJUSTED GOAL IS 21.1%

T	0	0 / 0%	0 / 0%	0 / 0%	0 / 0%	0 / 0%	0 / 0%	0 / 0%
N	\$4,237,285	\$946,010 / 22.33%	\$83,759 / 1.98%	\$836,030 / 19.73%	\$18,576 / 0.44%	\$7,645 / 0.18%	0 / 0%	0 / 0%
S	***	\$1,107 / 1.11%	\$107 / 0.11%	0 / 0%	\$1,000 / 1.00%	0 / 0%	0 / 0%	0 / 0%
-TC	0	0 / 0%	0 / 0%	0 / 0%	0 / 0%	0 / 0%	0 / 0%	0 / 0%
-I	0	0 / 0%	0 / 0%	0 / 0%	0 / 0%	0 / 0%	0 / 0%	0 / 0%
	<b>\$4,237,285</b>	<b>\$947,118 / 23.43%</b>	<b>\$83,866 / 2.08%</b>	<b>\$836,030 / 19.73%</b>	<b>\$19,576 / 1.44%</b>	<b>\$7,645 / 0.18%</b>	<b>0 / 0%</b>	<b>0 / 0%</b>

\*\*\* DOLLARS REPORTED BUT NOT SHOWN IN THESE COLUMNS. T=TREASURY, N=NON-TREASURY, S=SUBCONTRACTOR FUNDS & PROCUREMENT CARD HUB PURCHASES, TC=TERM CONTRACT, I= INTER GOVERNMENT



TEXAS HISTORICALLY UNDERUTILIZED BUSINESS (HUB) SEMI-ANNUAL REPORT RECEIVED FOR FISCAL YEAR 2023

SECTION VII - STATE AGENCY EXPENDITURE DATA

FUND TYPE	TOTAL EXPENDITURE	TOTAL SPENT WITH HUBS AMOUNT / %	BLACK AMOUNT / %	HISPANIC AMOUNT / %	WOMAN AMOUNT / %	ASIAN PACIFIC AMOUNT / %	NATIVE AMERICAN AMOUNT / %	SERVICE-DISABLED VETERAN AMOUNT / %
<b>708 - TEXAS A&amp;M SYSTEM SHARED SERVICE CTR - Statewide Grand Total Expenditures</b>								
T	0	0 / 0%	0 / 0%	0 / 0%	0 / 0%	0 / 0%	0 / 0%	0 / 0%
N	\$9,472,009	\$2,000,996 / 21.13%	\$999,787 / 10.56%	\$926,599 / 9.78%	\$25,369 / 0.27%	\$47,714 / 0.50%	0 / 0%	\$1,527 / 0.02%
S	***	\$1,107 / 1.11%	\$107 / 0.11%	0 / 0%	\$1,000 / 1.00%	0 / 0%	0 / 0%	0 / 0%
-TC	0	0 / 0%	0 / 0%	0 / 0%	0 / 0%	0 / 0%	0 / 0%	0 / 0%
-I	0	0 / 0%	0 / 0%	0 / 0%	0 / 0%	0 / 0%	0 / 0%	0 / 0%
	<b>\$9,472,009</b>	<b>\$2,002,103 / 22.23%</b>	<b>\$999,894 / 10.66%</b>	<b>\$926,599 / 9.78%</b>	<b>\$26,369 / 1.27%</b>	<b>\$47,714 / 0.50%</b>	<b>0 / 0%</b>	<b>\$1,527 / 0.02%</b>

\*\*\* DOLLARS REPORTED BUT NOT SHOWN IN THESE COLUMNS. T=TREASURY, N=NON-TREASURY, S=SUBCONTRACTOR FUNDS & PROCUREMENT CARD HUB PURCHASES, TC=TERM CONTRACT, I= INTER GOVERNMENTAL



TEXAS HISTORICALLY UNDERUTILIZED BUSINESS (HUB) SEMI-ANNUAL REPORT RECEIVED FOR FISCAL YEAR 2023

SECTION VII - STATE AGENCY EXPENDITURE DATA

FUND TYPE	TOTAL EXPENDITURE	TOTAL SPENT WITH HUBS AMOUNT / %	BLACK AMOUNT / %	HISPANIC AMOUNT / %	WOMAN AMOUNT / %	ASIAN PACIFIC AMOUNT / %	NATIVE AMERICAN AMOUNT / %	SERVICE-DISABLED VETERAN AMOUNT / %
<b>709 - TEXAS A&amp;M HEALTH SCIENCE CENTER - HEAVY CONSTRUCTION UNADJUSTED GOAL IS 11.2%</b>								
T	0	0 / 0%	0 / 0%	0 / 0%	0 / 0%	0 / 0%	0 / 0%	0 / 0%
N	0	0 / 0%	0 / 0%	0 / 0%	0 / 0%	0 / 0%	0 / 0%	0 / 0%
S	***	0 / 0%	0 / 0%	0 / 0%	0 / 0%	0 / 0%	0 / 0%	0 / 0%
-TC	0	0 / 0%	0 / 0%	0 / 0%	0 / 0%	0 / 0%	0 / 0%	0 / 0%
-I	0	0 / 0%	0 / 0%	0 / 0%	0 / 0%	0 / 0%	0 / 0%	0 / 0%
	<b>0</b>	<b>0 / 0%</b>	<b>0 / 0%</b>	<b>0 / 0%</b>	<b>0 / 0%</b>	<b>0 / 0%</b>	<b>0 / 0%</b>	<b>0 / 0%</b>

<b>709 - TEXAS A&amp;M HEALTH SCIENCE CENTER - BUILDING CONSTRUCTION UNADJUSTED GOAL IS 21.1%</b>								
T	0	0 / 0%	0 / 0%	0 / 0%	0 / 0%	0 / 0%	0 / 0%	0 / 0%
N	\$200,334	0 / 0%	0 / 0%	0 / 0%	0 / 0%	0 / 0%	0 / 0%	0 / 0%
S	***	0 / 0%	0 / 0%	0 / 0%	0 / 0%	0 / 0%	0 / 0%	0 / 0%
-TC	0	0 / 0%	0 / 0%	0 / 0%	0 / 0%	0 / 0%	0 / 0%	0 / 0%
-I	0	0 / 0%	0 / 0%	0 / 0%	0 / 0%	0 / 0%	0 / 0%	0 / 0%
	<b>\$200,334</b>	<b>0 / 0%</b>	<b>0 / 0%</b>	<b>0 / 0%</b>	<b>0 / 0%</b>	<b>0 / 0%</b>	<b>0 / 0%</b>	<b>0 / 0%</b>

<b>709 - TEXAS A&amp;M HEALTH SCIENCE CENTER - SPECIAL TRADE UNADJUSTED GOAL IS 32.9%</b>								
T	\$-11,678	0 / 0%	0 / 0%	0 / 0%	0 / 0%	0 / 0%	0 / 0%	0 / 0%
N	\$4,839,830	0 / 0%	0 / 0%	0 / 0%	0 / 0%	0 / 0%	0 / 0%	0 / 0%
S	***	\$180,497 / 3.75%	\$7,380 / 0.15%	\$82,054 / 1.70%	\$91,063 / 1.89%	0 / 0%	0 / 0%	0 / 0%
-TC	0	0 / 0%	0 / 0%	0 / 0%	0 / 0%	0 / 0%	0 / 0%	0 / 0%
-I	0	0 / 0%	0 / 0%	0 / 0%	0 / 0%	0 / 0%	0 / 0%	0 / 0%
	<b>\$4,828,152</b>	<b>\$180,497 / 3.75%</b>	<b>\$7,380 / 0.15%</b>	<b>\$82,054 / 1.70%</b>	<b>\$91,063 / 1.89%</b>	<b>0 / 0%</b>	<b>0 / 0%</b>	<b>0 / 0%</b>

\*\*\* DOLLARS REPORTED BUT NOT SHOWN IN THESE COLUMNS. T=TREASURY, N=NON-TREASURY, S=SUBCONTRACTOR FUNDS & PROCUREMENT CARD HUB PURCHASES, TC=TERM CONTRACT, I= INTER GOVERNMENT



TEXAS HISTORICALLY UNDERUTILIZED BUSINESS (HUB) SEMI-ANNUAL REPORT RECEIVED FOR FISCAL YEAR 2023

SECTION VII - STATE AGENCY EXPENDITURE DATA

FUND TYPE	TOTAL EXPENDITURE	TOTAL SPENT WITH HUBS AMOUNT / %	BLACK AMOUNT / %	HISPANIC AMOUNT / %	WOMAN AMOUNT / %	ASIAN PACIFIC AMOUNT / %	NATIVE AMERICAN AMOUNT / %	SERVICE-DISABLED VETERAN AMOUNT / %
<b>709 - TEXAS A&amp;M HEALTH SCIENCE CENTER - PROFESSIONAL SERVICES UNADJUSTED GOAL IS 23.7%</b>								
T	0	0 / 0%	0 / 0%	0 / 0%	0 / 0%	0 / 0%	0 / 0%	0 / 0%
N	\$503,980	\$3,000 / 0.60%	0 / 0%	\$3,000 / 0.60%	0 / 0%	0 / 0%	0 / 0%	0 / 0%
S	***	0 / 0%	0 / 0%	0 / 0%	0 / 0%	0 / 0%	0 / 0%	0 / 0%
-TC	0	0 / 0%	0 / 0%	0 / 0%	0 / 0%	0 / 0%	0 / 0%	0 / 0%
-I	0	0 / 0%	0 / 0%	0 / 0%	0 / 0%	0 / 0%	0 / 0%	0 / 0%
	<b>\$503,980</b>	<b>\$3,000 / 0.60%</b>	<b>0 / 0%</b>	<b>\$3,000 / 0.60%</b>	<b>0 / 0%</b>	<b>0 / 0%</b>	<b>0 / 0%</b>	<b>0 / 0%</b>
<b>709 - TEXAS A&amp;M HEALTH SCIENCE CENTER - OTHER SERVICES UNADJUSTED GOAL IS 26%</b>								
T	\$-188,204	\$1,076 / -0.57%	0 / 0%	-\$38 / 0.02%	\$1,114 / -0.59%	0 / 0%	0 / 0%	0 / 0%
N	\$8,398,926	\$345,037 / 4.11%	\$5,877 / 0.07%	\$98,860 / 1.18%	\$36,887 / 0.44%	\$150,828 / 1.80%	0 / 0%	\$52,584 / 0.63%
S	***	\$82,593 / 1.40%	0 / 0%	\$48,095 / 0.81%	\$33,142 / 0.56%	0 / 0%	0 / 0%	\$1,355 / 0.02%
-TC	0	0 / 0%	0 / 0%	0 / 0%	0 / 0%	0 / 0%	0 / 0%	0 / 0%
-I	0	0 / 0%	0 / 0%	0 / 0%	0 / 0%	0 / 0%	0 / 0%	0 / 0%
	<b>\$8,210,722</b>	<b>\$428,705 / 4.93%</b>	<b>\$5,877 / 0.07%</b>	<b>\$146,917 / 2.01%</b>	<b>\$71,144 / 0.41%</b>	<b>\$150,828 / 1.80%</b>	<b>0 / 0%</b>	<b>\$53,939 / 0.65%</b>
<b>709 - TEXAS A&amp;M HEALTH SCIENCE CENTER - COMMODITY PURCHASING UNADJUSTED GOAL IS 21.1%</b>								
T	\$-141,141	-\$100,640 / 71.30%	-\$1,027 / 0.73%	-\$98,272 / 69.63%	-\$1,341 / 0.95%	0 / 0%	0 / 0%	0 / 0%
N	\$15,462,247	\$3,081,177 / 19.93%	\$1,064,514 / 6.88%	\$1,255,184 / 8.12%	\$370,661 / 2.40%	\$386,824 / 2.50%	0 / 0%	\$3,994 / 0.03%
S	***	\$31,350 / 0.46%	\$80 / 0.00%	\$15,132 / 0.22%	\$15,914 / 0.24%	0 / 0%	0 / 0%	\$225 / 0.00%
-TC	0	0 / 0%	0 / 0%	0 / 0%	0 / 0%	0 / 0%	0 / 0%	0 / 0%
-I	\$-353	0 / 0%	0 / 0%	0 / 0%	0 / 0%	0 / 0%	0 / 0%	0 / 0%
	<b>\$15,321,459</b>	<b>\$3,011,887 / 91.70%</b>	<b>\$1,063,567 / 7.61%</b>	<b>\$1,172,044 / 77.97%</b>	<b>\$385,234 / 3.58%</b>	<b>\$386,824 / 2.50%</b>	<b>0 / 0%</b>	<b>\$4,219 / 0.03%</b>

\*\*\* DOLLARS REPORTED BUT NOT SHOWN IN THESE COLUMNS. T=TREASURY, N=NON-TREASURY, S=SUBCONTRACTOR FUNDS & PROCUREMENT CARD HUB PURCHASES, TC=TERM CONTRACT, I= INTER GOVERNMENTAL



TEXAS HISTORICALLY UNDERUTILIZED BUSINESS (HUB) SEMI-ANNUAL REPORT RECEIVED FOR FISCAL YEAR 2023

SECTION VII - STATE AGENCY EXPENDITURE DATA

FUND TYPE	TOTAL EXPENDITURE	TOTAL SPENT WITH HUBS AMOUNT / %	BLACK AMOUNT / %	HISPANIC AMOUNT / %	WOMAN AMOUNT / %	ASIAN PACIFIC AMOUNT / %	NATIVE AMERICAN AMOUNT / %	SERVICE-DISABLED VETERAN AMOUNT / %
<b>709 - TEXAS A&amp;M HEALTH SCIENCE CENTER - Statewide Grand Total Expenditures</b>								
T	\$-341,023	-\$99,564 / 29.20%	-\$1,027 / 0.30%	-\$98,310 / 28.83%	-\$227 / 0.07%	0 / 0%	0 / 0%	0 / 0%
N	\$29,405,317	\$3,429,214 / 11.66%	\$1,070,391 / 3.64%	\$1,357,044 / 4.61%	\$407,549 / 1.39%	\$537,653 / 1.83%	0 / 0%	\$56,578 / 0.19%
S	***	\$294,440 / 1.68%	\$7,460 / 0.04%	\$145,281 / 0.83%	\$140,119 / 0.80%	0 / 0%	0 / 0%	\$1,580 / 0.01%
-TC	0	0 / 0%	0 / 0%	0 / 0%	0 / 0%	0 / 0%	0 / 0%	0 / 0%
-I	\$-353	0 / 0%	0 / 0%	0 / 0%	0 / 0%	0 / 0%	0 / 0%	0 / 0%
	<b>\$29,064,647</b>	<b>\$3,624,089 / 42.54%</b>	<b>\$1,076,824 / 3.98%</b>	<b>\$1,404,015 / 34.27%</b>	<b>\$547,440 / 2.25%</b>	<b>\$537,653 / 1.83%</b>	<b>0 / 0%</b>	<b>\$58,158 / 0.20%</b>

\*\*\* DOLLARS REPORTED BUT NOT SHOWN IN THESE COLUMNS. T=TREASURY, N=NON-TREASURY, S=SUBCONTRACTOR FUNDS & PROCUREMENT CARD HUB PURCHASES, TC=TERM CONTRACT, I= INTER GOVERNMENTAL



TEXAS HISTORICALLY UNDERUTILIZED BUSINESS (HUB) SEMI-ANNUAL REPORT RECEIVED FOR FISCAL YEAR 2023

SECTION VII - STATE AGENCY EXPENDITURE DATA

FUND TYPE	TOTAL EXPENDITURE	TOTAL SPENT WITH HUBS AMOUNT / %	BLACK AMOUNT / %	HISPANIC AMOUNT / %	WOMAN AMOUNT / %	ASIAN PACIFIC AMOUNT / %	NATIVE AMERICAN AMOUNT / %	SERVICE-DISABLED VETERAN AMOUNT / %
-----------	-------------------	----------------------------------	------------------	---------------------	------------------	--------------------------	----------------------------	-------------------------------------

710 - THE TEXAS A&M UNIVERSITY SYSTEM - HEAVY CONSTRUCTION UNADJUSTED GOAL IS 11.2%

T	0	0 / 0%	0 / 0%	0 / 0%	0 / 0%	0 / 0%	0 / 0%	0 / 0%
N	0	0 / 0%	0 / 0%	0 / 0%	0 / 0%	0 / 0%	0 / 0%	0 / 0%
S	***	0 / 0%	0 / 0%	0 / 0%	0 / 0%	0 / 0%	0 / 0%	0 / 0%
-TC	0	0 / 0%	0 / 0%	0 / 0%	0 / 0%	0 / 0%	0 / 0%	0 / 0%
-I	0	0 / 0%	0 / 0%	0 / 0%	0 / 0%	0 / 0%	0 / 0%	0 / 0%
	<b>0</b>	<b>0 / 0%</b>	<b>0 / 0%</b>	<b>0 / 0%</b>	<b>0 / 0%</b>	<b>0 / 0%</b>	<b>0 / 0%</b>	<b>0 / 0%</b>

710 - THE TEXAS A&M UNIVERSITY SYSTEM - BUILDING CONSTRUCTION UNADJUSTED GOAL IS 21.1%

T	0	0 / 0%	0 / 0%	0 / 0%	0 / 0%	0 / 0%	0 / 0%	0 / 0%
N	\$119,715,819	\$8,481,151 / 7.08%	\$19,600 / 0.02%	\$5,110,289 / 4.27%	\$3,230,072 / 2.70%	\$121,190 / 0.10%	0 / 0%	0 / 0%
S	***	\$11,827,117 / 9.88%	\$1,074,428 / 0.90%	\$3,071,904 / 2.57%	\$7,538,601 / 6.30%	\$7,666 / 0.01%	0 / 0%	\$134,517 / 0.11%
-TC	0	0 / 0%	0 / 0%	0 / 0%	0 / 0%	0 / 0%	0 / 0%	0 / 0%
-I	0	0 / 0%	0 / 0%	0 / 0%	0 / 0%	0 / 0%	0 / 0%	0 / 0%
	<b>\$119,715,819</b>	<b>\$20,308,268 / 16.96%</b>	<b>\$1,094,028 / 0.91%</b>	<b>\$8,182,193 / 6.83%</b>	<b>\$10,768,673 / 9.00%</b>	<b>\$128,856 / 0.11%</b>	<b>0 / 0%</b>	<b>\$134,517 / 0.11%</b>

710 - THE TEXAS A&M UNIVERSITY SYSTEM - SPECIAL TRADE UNADJUSTED GOAL IS 32.9%

T	0	0 / 0%	0 / 0%	0 / 0%	0 / 0%	0 / 0%	0 / 0%	0 / 0%
N	\$38,128	0 / 0%	0 / 0%	0 / 0%	0 / 0%	0 / 0%	0 / 0%	0 / 0%
S	***	0 / 0%	0 / 0%	0 / 0%	0 / 0%	0 / 0%	0 / 0%	0 / 0%
-TC	0	0 / 0%	0 / 0%	0 / 0%	0 / 0%	0 / 0%	0 / 0%	0 / 0%
-I	0	0 / 0%	0 / 0%	0 / 0%	0 / 0%	0 / 0%	0 / 0%	0 / 0%
	<b>\$38,128</b>	<b>0 / 0%</b>	<b>0 / 0%</b>	<b>0 / 0%</b>	<b>0 / 0%</b>	<b>0 / 0%</b>	<b>0 / 0%</b>	<b>0 / 0%</b>

\*\*\* DOLLARS REPORTED BUT NOT SHOWN IN THESE COLUMNS. T=TREASURY, N=NON-TREASURY, S=SUBCONTRACTOR FUNDS & PROCUREMENT CARD HUB PURCHASES, TC=TERM CONTRACT, I= INTER GOVERNMENT





TEXAS HISTORICALLY UNDERUTILIZED BUSINESS (HUB) SEMI-ANNUAL REPORT RECEIVED FOR FISCAL YEAR 2023

SECTION VII - STATE AGENCY EXPENDITURE DATA

FUND TYPE	TOTAL EXPENDITURE	TOTAL SPENT WITH HUBS AMOUNT / %	BLACK AMOUNT / %	HISPANIC AMOUNT / %	WOMAN AMOUNT / %	ASIAN PACIFIC AMOUNT / %	NATIVE AMERICAN AMOUNT / %	SERVICE-DISABLED VETERAN AMOUNT / %
<b>710 - THE TEXAS A&amp;M UNIVERSITY SYSTEM - PROFESSIONAL SERVICES UNADJUSTED GOAL IS 23.7%</b>								
T	0	0 / 0%	0 / 0%	0 / 0%	0 / 0%	0 / 0%	0 / 0%	0 / 0%
N	\$16,877,841	\$2,972,281 / 17.61%	0 / 0%	\$1,514,661 / 8.97%	0 / 0%	\$1,457,620 / 8.64%	0 / 0%	0 / 0%
S	***	\$4,152,166 / 24.71%	\$185,760 / 1.11%	\$722,345 / 4.30%	\$1,047,589 / 6.23%	\$1,962,848 / 11.68%	\$1,400 / 0.01%	\$232,225 / 1.38%
-TC	0	0 / 0%	0 / 0%	0 / 0%	0 / 0%	0 / 0%	0 / 0%	0 / 0%
-I	0	0 / 0%	0 / 0%	0 / 0%	0 / 0%	0 / 0%	0 / 0%	0 / 0%
	<b>\$16,877,841</b>	<b>\$7,124,447 / 42.32%</b>	<b>\$185,760 / 1.11%</b>	<b>\$2,237,006 / 13.27%</b>	<b>\$1,047,589 / 6.23%</b>	<b>\$3,420,468 / 20.32%</b>	<b>\$1,400 / 0.01%</b>	<b>\$232,225 / 1.38%</b>

<b>710 - THE TEXAS A&amp;M UNIVERSITY SYSTEM - OTHER SERVICES UNADJUSTED GOAL IS 26%</b>								
T	\$-44,915	0 / 0%	0 / 0%	0 / 0%	0 / 0%	0 / 0%	0 / 0%	0 / 0%
N	\$11,294,586	\$503,941 / 4.46%	\$262,506 / 2.32%	\$2,170 / 0.02%	\$164,828 / 1.46%	\$74,102 / 0.66%	0 / 0%	\$335 / 0.00%
S	***	0 / 0%	0 / 0%	0 / 0%	0 / 0%	0 / 0%	0 / 0%	0 / 0%
-TC	0	0 / 0%	0 / 0%	0 / 0%	0 / 0%	0 / 0%	0 / 0%	0 / 0%
-I	0	0 / 0%	0 / 0%	0 / 0%	0 / 0%	0 / 0%	0 / 0%	0 / 0%
	<b>\$11,249,670</b>	<b>\$503,941 / 4.46%</b>	<b>\$262,506 / 2.32%</b>	<b>\$2,170 / 0.02%</b>	<b>\$164,828 / 1.46%</b>	<b>\$74,102 / 0.66%</b>	<b>0 / 0%</b>	<b>\$335 / 0.00%</b>

<b>710 - THE TEXAS A&amp;M UNIVERSITY SYSTEM - COMMODITY PURCHASING UNADJUSTED GOAL IS 21.1%</b>								
T	\$-1,221,926	0 / 0%	0 / 0%	0 / 0%	0 / 0%	0 / 0%	0 / 0%	0 / 0%
N	\$14,010,325	\$9,738,404 / 69.51%	\$3,448,788 / 24.62%	\$3,441,319 / 24.56%	\$2,629,249 / 18.77%	\$23,214 / 0.17%	\$195,834 / 1.40%	0 / 0%
S	***	\$3,655 / 10.87%	0 / 0%	0 / 0%	\$3,655 / 10.87%	0 / 0%	0 / 0%	0 / 0%
-TC	0	0 / 0%	0 / 0%	0 / 0%	0 / 0%	0 / 0%	0 / 0%	0 / 0%
-I	0	0 / 0%	0 / 0%	0 / 0%	0 / 0%	0 / 0%	0 / 0%	0 / 0%
	<b>\$12,788,400</b>	<b>\$9,742,060 / 80.38%</b>	<b>\$3,448,788 / 24.62%</b>	<b>\$3,441,319 / 24.56%</b>	<b>\$2,632,905 / 29.63%</b>	<b>\$23,214 / 0.17%</b>	<b>\$195,834 / 1.40%</b>	<b>0 / 0%</b>

\*\*\* DOLLARS REPORTED BUT NOT SHOWN IN THESE COLUMNS. T=TREASURY, N=NON-TREASURY, S=SUBCONTRACTOR FUNDS & PROCUREMENT CARD HUB PURCHASES, TC=TERM CONTRACT, I= INTER GOVERNMENTAL



TEXAS HISTORICALLY UNDERUTILIZED BUSINESS (HUB) SEMI-ANNUAL REPORT RECEIVED FOR FISCAL YEAR 2023

SECTION VII - STATE AGENCY EXPENDITURE DATA

FUND TYPE	TOTAL EXPENDITURE	TOTAL SPENT WITH HUBS AMOUNT / %	BLACK AMOUNT / %	HISPANIC AMOUNT / %	WOMAN AMOUNT / %	ASIAN PACIFIC AMOUNT / %	NATIVE AMERICAN AMOUNT / %	SERVICE-DISABLED VETERAN AMOUNT / %
<b>710 - THE TEXAS A&amp;M UNIVERSITY SYSTEM - Statewide Grand Total Expenditures</b>								
T	\$-1,266,841	0 / 0%	0 / 0%	0 / 0%	0 / 0%	0 / 0%	0 / 0%	0 / 0%
N	\$161,936,699	\$21,695,777 / 13.40%	\$3,730,894 / 2.30%	\$10,068,439 / 6.22%	\$6,024,149 / 3.72%	\$1,676,126 / 1.04%	\$195,834 / 0.12%	\$335 / 0.00%
S	***	\$15,982,938 / 11.70%	\$1,260,188 / 0.92%	\$3,794,249 / 2.78%	\$8,589,845 / 6.29%	\$1,970,514 / 1.44%	\$1,400 / 0.00%	\$366,742 / 0.27%
-TC	0	0 / 0%	0 / 0%	0 / 0%	0 / 0%	0 / 0%	0 / 0%	0 / 0%
-I	0	0 / 0%	0 / 0%	0 / 0%	0 / 0%	0 / 0%	0 / 0%	0 / 0%
	<b>\$160,669,858</b>	<b>\$37,678,715 / 25.10%</b>	<b>\$4,991,082 / 3.23%</b>	<b>\$13,862,687 / 9.00%</b>	<b>\$14,613,994 / 10.01%</b>	<b>\$3,646,641 / 2.48%</b>	<b>\$197,234 / 0.12%</b>	<b>\$367,077 / 0.27%</b>

\*\*\* DOLLARS REPORTED BUT NOT SHOWN IN THESE COLUMNS. T=TREASURY, N=NON-TREASURY, S=SUBCONTRACTOR FUNDS & PROCUREMENT CARD HUB PURCHASES, TC=TERM CONTRACT, I= INTER GOVERNMENTAL



TEXAS HISTORICALLY UNDERUTILIZED BUSINESS (HUB) SEMI-ANNUAL REPORT RECEIVED FOR FISCAL YEAR 2023

SECTION VII - STATE AGENCY EXPENDITURE DATA

FUND TYPE	TOTAL EXPENDITURE	TOTAL SPENT WITH HUBS AMOUNT / %	BLACK AMOUNT / %	HISPANIC AMOUNT / %	WOMAN AMOUNT / %	ASIAN PACIFIC AMOUNT / %	NATIVE AMERICAN AMOUNT / %	SERVICE-DISABLED VETERAN AMOUNT / %
-----------	-------------------	----------------------------------	------------------	---------------------	------------------	--------------------------	----------------------------	-------------------------------------

711 - TEXAS A & M UNIVERSITY (MAIN UNIV) - HEAVY CONSTRUCTION UNADJUSTED GOAL IS 11.2%

T	0	0 / 0%	0 / 0%	0 / 0%	0 / 0%	0 / 0%	0 / 0%	0 / 0%
N	\$7,874	0 / 0%	0 / 0%	0 / 0%	0 / 0%	0 / 0%	0 / 0%	0 / 0%
S	***	0 / 0%	0 / 0%	0 / 0%	0 / 0%	0 / 0%	0 / 0%	0 / 0%
-TC	0	0 / 0%	0 / 0%	0 / 0%	0 / 0%	0 / 0%	0 / 0%	0 / 0%
-I	0	0 / 0%	0 / 0%	0 / 0%	0 / 0%	0 / 0%	0 / 0%	0 / 0%
	<b>\$7,874</b>	<b>0 / 0%</b>	<b>0 / 0%</b>	<b>0 / 0%</b>	<b>0 / 0%</b>	<b>0 / 0%</b>	<b>0 / 0%</b>	<b>0 / 0%</b>

711 - TEXAS A & M UNIVERSITY (MAIN UNIV) - BUILDING CONSTRUCTION UNADJUSTED GOAL IS 21.1%

T	0	0 / 0%	0 / 0%	0 / 0%	0 / 0%	0 / 0%	0 / 0%	0 / 0%
N	\$6,901,300	\$188,554 / 2.73%	\$70,920 / 1.03%	0 / 0%	\$100,072 / 1.45%	0 / 0%	0 / 0%	\$17,562 / 0.25%
S	***	\$4,389,750 / 64.91%	0 / 0%	\$209,259 / 3.09%	\$4,180,491 / 61.81%	0 / 0%	0 / 0%	0 / 0%
-TC	0	0 / 0%	0 / 0%	0 / 0%	0 / 0%	0 / 0%	0 / 0%	0 / 0%
-I	0	0 / 0%	0 / 0%	0 / 0%	0 / 0%	0 / 0%	0 / 0%	0 / 0%
	<b>\$6,901,300</b>	<b>\$4,578,304 / 67.64%</b>	<b>\$70,920 / 1.03%</b>	<b>\$209,259 / 3.09%</b>	<b>\$4,280,563 / 63.27%</b>	<b>0 / 0%</b>	<b>0 / 0%</b>	<b>\$17,562 / 0.25%</b>

711 - TEXAS A & M UNIVERSITY (MAIN UNIV) - SPECIAL TRADE UNADJUSTED GOAL IS 32.9%

T	0	0 / 0%	0 / 0%	0 / 0%	0 / 0%	0 / 0%	0 / 0%	0 / 0%
N	\$64,953,099	\$1,105,373 / 1.70%	\$264,292 / 0.41%	0 / 0%	\$841,081 / 1.29%	0 / 0%	0 / 0%	0 / 0%
S	***	\$11,458,777 / 18.77%	\$257,526 / 0.42%	\$876,259 / 1.44%	\$10,096,068 / 16.54%	\$228,924 / 0.38%	0 / 0%	0 / 0%
-TC	0	0 / 0%	0 / 0%	0 / 0%	0 / 0%	0 / 0%	0 / 0%	0 / 0%
-I	0	0 / 0%	0 / 0%	0 / 0%	0 / 0%	0 / 0%	0 / 0%	0 / 0%
	<b>\$64,953,099</b>	<b>\$12,564,150 / 20.47%</b>	<b>\$521,817 / 0.83%</b>	<b>\$876,259 / 1.44%</b>	<b>\$10,937,149 / 17.84%</b>	<b>\$228,924 / 0.38%</b>	<b>0 / 0%</b>	<b>0 / 0%</b>

\*\*\* DOLLARS REPORTED BUT NOT SHOWN IN THESE COLUMNS. T=TREASURY, N=NON-TREASURY, S=SUBCONTRACTOR FUNDS & PROCUREMENT CARD HUB PURCHASES, TC=TERM CONTRACT, I= INTER GOVERNMENT



TEXAS HISTORICALLY UNDERUTILIZED BUSINESS (HUB) SEMI-ANNUAL REPORT RECEIVED FOR FISCAL YEAR 2023

SECTION VII - STATE AGENCY EXPENDITURE DATA

FUND TYPE	TOTAL EXPENDITURE	TOTAL SPENT WITH HUBS AMOUNT / %	BLACK AMOUNT / %	HISPANIC AMOUNT / %	WOMAN AMOUNT / %	ASIAN PACIFIC AMOUNT / %	NATIVE AMERICAN AMOUNT / %	SERVICE-DISABLED VETERAN AMOUNT / %
<b>711 - TEXAS A &amp; M UNIVERSITY (MAIN UNIV) - PROFESSIONAL SERVICES UNADJUSTED GOAL IS 23.7%</b>								
T	0	0 / 0%	0 / 0%	0 / 0%	0 / 0%	0 / 0%	0 / 0%	0 / 0%
N	\$3,616,840	\$4,845 / 0.13%	0 / 0%	0 / 0%	\$4,845 / 0.13%	0 / 0%	0 / 0%	0 / 0%
S	***	\$29,396 / 10.88%	\$29,396 / 10.88%	0 / 0%	0 / 0%	0 / 0%	0 / 0%	0 / 0%
-TC	0	0 / 0%	0 / 0%	0 / 0%	0 / 0%	0 / 0%	0 / 0%	0 / 0%
-I	0	0 / 0%	0 / 0%	0 / 0%	0 / 0%	0 / 0%	0 / 0%	0 / 0%
	<b>\$3,616,840</b>	<b>\$34,241 / 11.01%</b>	<b>\$29,396 / 10.88%</b>	<b>0 / 0%</b>	<b>\$4,845 / 0.13%</b>	<b>0 / 0%</b>	<b>0 / 0%</b>	<b>0 / 0%</b>

<b>711 - TEXAS A &amp; M UNIVERSITY (MAIN UNIV) - OTHER SERVICES UNADJUSTED GOAL IS 26%</b>								
T	\$14,734	0 / 0%	0 / 0%	0 / 0%	0 / 0%	0 / 0%	0 / 0%	0 / 0%
N	\$77,437,965	\$5,134,695 / 6.63%	\$305,965 / 0.40%	\$2,222,913 / 2.87%	\$1,902,063 / 2.46%	\$515,054 / 0.67%	0 / 0%	\$188,701 / 0.24%
S	***	\$3,345,626 / 5.79%	\$3,026 / 0.01%	\$2,066,521 / 3.58%	\$1,205,485 / 2.09%	\$1,276 / 0.00%	0 / 0%	\$69,319 / 0.12%
-TC	0	0 / 0%	0 / 0%	0 / 0%	0 / 0%	0 / 0%	0 / 0%	0 / 0%
-I	0	0 / 0%	0 / 0%	0 / 0%	0 / 0%	0 / 0%	0 / 0%	0 / 0%
	<b>\$77,452,699</b>	<b>\$8,480,321 / 12.42%</b>	<b>\$308,992 / 0.40%</b>	<b>\$4,289,434 / 6.45%</b>	<b>\$3,107,547 / 4.54%</b>	<b>\$516,329 / 0.67%</b>	<b>0 / 0%</b>	<b>\$258,019 / 0.36%</b>

<b>711 - TEXAS A &amp; M UNIVERSITY (MAIN UNIV) - COMMODITY PURCHASING UNADJUSTED GOAL IS 21.1%</b>								
T	\$-206,103	-\$113 / 0.05%	-\$113 / 0.05%	0 / 0%	0 / 0%	0 / 0%	0 / 0%	0 / 0%
N	\$88,766,653	\$20,771,163 / 23.40%	\$10,086,805 / 11.36%	\$4,906,233 / 5.53%	\$4,826,016 / 5.44%	\$535,727 / 0.60%	\$760 / 0.00%	\$415,623 / 0.47%
S	***	\$255,343 / 0.41%	\$37,509 / 0.06%	\$49,896 / 0.08%	\$160,211 / 0.26%	\$1,669 / 0.00%	0 / 0%	\$6,057 / 0.01%
-TC	\$1,656	0 / 0%	0 / 0%	0 / 0%	0 / 0%	0 / 0%	0 / 0%	0 / 0%
-I	0	0 / 0%	0 / 0%	0 / 0%	0 / 0%	0 / 0%	0 / 0%	0 / 0%
	<b>\$88,558,894</b>	<b>\$21,026,393 / 23.86%</b>	<b>\$10,124,201 / 11.48%</b>	<b>\$4,956,130 / 5.61%</b>	<b>\$4,986,227 / 5.69%</b>	<b>\$537,396 / 0.61%</b>	<b>\$760 / 0.00%</b>	<b>\$421,680 / 0.48%</b>

\*\*\* DOLLARS REPORTED BUT NOT SHOWN IN THESE COLUMNS. T=TREASURY, N=NON-TREASURY, S=SUBCONTRACTOR FUNDS & PROCUREMENT CARD HUB PURCHASES, TC=TERM CONTRACT, I= INTER GOVERNMENT



TEXAS HISTORICALLY UNDERUTILIZED BUSINESS (HUB) SEMI-ANNUAL REPORT RECEIVED FOR FISCAL YEAR 2023

SECTION VII - STATE AGENCY EXPENDITURE DATA

FUND TYPE	TOTAL EXPENDITURE	TOTAL SPENT WITH HUBS AMOUNT / %	BLACK AMOUNT / %	HISPANIC AMOUNT / %	WOMAN AMOUNT / %	ASIAN PACIFIC AMOUNT / %	NATIVE AMERICAN AMOUNT / %	SERVICE-DISABLED VETERAN AMOUNT / %
<b>711 - TEXAS A &amp; M UNIVERSITY (MAIN UNIV) - Statewide Grand Total Expenditures</b>								
T	\$-191,368	-\$113 / 0.06%	-\$113 / 0.06%	0 / 0%	0 / 0%	0 / 0%	0 / 0%	0 / 0%
N	\$241,683,731	\$27,204,630 / 11.26%	\$10,727,982 / 4.44%	\$7,129,146 / 2.95%	\$7,674,076 / 3.18%	\$1,050,781 / 0.43%	\$760 / 0.00%	\$621,885 / 0.26%
S	***	\$19,478,892 / 10.33%	\$327,457 / 0.17%	\$3,201,936 / 1.70%	\$15,642,255 / 8.30%	\$231,869 / 0.12%	0 / 0%	\$75,376 / 0.04%
-TC	\$1,656	0 / 0%	0 / 0%	0 / 0%	0 / 0%	0 / 0%	0 / 0%	0 / 0%
-I	0	0 / 0%	0 / 0%	0 / 0%	0 / 0%	0 / 0%	0 / 0%	0 / 0%
	<b>\$241,490,707</b>	<b>\$46,683,408 / 21.65%</b>	<b>\$11,055,326 / 4.67%</b>	<b>\$10,331,082 / 4.65%</b>	<b>\$23,316,330 / 11.47%</b>	<b>\$1,282,649 / 0.56%</b>	<b>\$760 / 0.00%</b>	<b>\$697,261 / 0.30%</b>

\*\*\* DOLLARS REPORTED BUT NOT SHOWN IN THESE COLUMNS. T=TREASURY, N=NON-TREASURY, S=SUBCONTRACTOR FUNDS & PROCUREMENT CARD HUB PURCHASES, TC=TERM CONTRACT, I= INTER GOVERNMENTAL



TEXAS HISTORICALLY UNDERUTILIZED BUSINESS (HUB) SEMI-ANNUAL REPORT RECEIVED FOR FISCAL YEAR 2023

SECTION VII - STATE AGENCY EXPENDITURE DATA

FUND TYPE	TOTAL EXPENDITURE	TOTAL SPENT WITH HUBS AMOUNT / %	BLACK AMOUNT / %	HISPANIC AMOUNT / %	WOMAN AMOUNT / %	ASIAN PACIFIC AMOUNT / %	NATIVE AMERICAN AMOUNT / %	SERVICE-DISABLED VETERAN AMOUNT / %
<b>712 - TEXAS A&amp;M ENGINEERING EXPERIMENT STA - HEAVY CONSTRUCTION UNADJUSTED GOAL IS 11.2%</b>								
T	0	0 / 0%	0 / 0%	0 / 0%	0 / 0%	0 / 0%	0 / 0%	0 / 0%
N	0	0 / 0%	0 / 0%	0 / 0%	0 / 0%	0 / 0%	0 / 0%	0 / 0%
S	***	0 / 0%	0 / 0%	0 / 0%	0 / 0%	0 / 0%	0 / 0%	0 / 0%
-TC	0	0 / 0%	0 / 0%	0 / 0%	0 / 0%	0 / 0%	0 / 0%	0 / 0%
-I	0	0 / 0%	0 / 0%	0 / 0%	0 / 0%	0 / 0%	0 / 0%	0 / 0%
	<b>0</b>	<b>0 / 0%</b>	<b>0 / 0%</b>	<b>0 / 0%</b>	<b>0 / 0%</b>	<b>0 / 0%</b>	<b>0 / 0%</b>	<b>0 / 0%</b>

<b>712 - TEXAS A&amp;M ENGINEERING EXPERIMENT STA - BUILDING CONSTRUCTION UNADJUSTED GOAL IS 21.1%</b>								
T	\$-3,002,119	0 / 0%	0 / 0%	0 / 0%	0 / 0%	0 / 0%	0 / 0%	0 / 0%
N	\$8,026,238	0 / 0%	0 / 0%	0 / 0%	0 / 0%	0 / 0%	0 / 0%	0 / 0%
S	***	\$1,147,612 / 22.84%	0 / 0%	\$920,976 / 18.33%	\$226,636 / 4.51%	0 / 0%	0 / 0%	0 / 0%
-TC	0	0 / 0%	0 / 0%	0 / 0%	0 / 0%	0 / 0%	0 / 0%	0 / 0%
-I	0	0 / 0%	0 / 0%	0 / 0%	0 / 0%	0 / 0%	0 / 0%	0 / 0%
	<b>\$5,024,118</b>	<b>\$1,147,612 / 22.84%</b>	<b>0 / 0%</b>	<b>\$920,976 / 18.33%</b>	<b>\$226,636 / 4.51%</b>	<b>0 / 0%</b>	<b>0 / 0%</b>	<b>0 / 0%</b>

<b>712 - TEXAS A&amp;M ENGINEERING EXPERIMENT STA - SPECIAL TRADE UNADJUSTED GOAL IS 32.9%</b>								
T	0	0 / 0%	0 / 0%	0 / 0%	0 / 0%	0 / 0%	0 / 0%	0 / 0%
N	\$401,339	0 / 0%	0 / 0%	0 / 0%	0 / 0%	0 / 0%	0 / 0%	0 / 0%
S	***	\$203,122 / 50.61%	0 / 0%	0 / 0%	\$124,877 / 31.11%	0 / 0%	0 / 0%	\$78,245 / 19.50%
-TC	0	0 / 0%	0 / 0%	0 / 0%	0 / 0%	0 / 0%	0 / 0%	0 / 0%
-I	0	0 / 0%	0 / 0%	0 / 0%	0 / 0%	0 / 0%	0 / 0%	0 / 0%
	<b>\$401,339</b>	<b>\$203,122 / 50.61%</b>	<b>0 / 0%</b>	<b>0 / 0%</b>	<b>\$124,877 / 31.11%</b>	<b>0 / 0%</b>	<b>0 / 0%</b>	<b>\$78,245 / 19.50%</b>

\*\*\* DOLLARS REPORTED BUT NOT SHOWN IN THESE COLUMNS. T=TREASURY, N=NON-TREASURY, S=SUBCONTRACTOR FUNDS & PROCUREMENT CARD HUB PURCHASES, TC=TERM CONTRACT, I= INTER GOVERNMENT



TEXAS HISTORICALLY UNDERUTILIZED BUSINESS (HUB) SEMI-ANNUAL REPORT RECEIVED FOR FISCAL YEAR 2023

SECTION VII - STATE AGENCY EXPENDITURE DATA

FUND TYPE	TOTAL EXPENDITURE	TOTAL SPENT WITH HUBS AMOUNT / %	BLACK AMOUNT / %	HISPANIC AMOUNT / %	WOMAN AMOUNT / %	ASIAN PACIFIC AMOUNT / %	NATIVE AMERICAN AMOUNT / %	SERVICE-DISABLED VETERAN AMOUNT / %
<b>712 - TEXAS A&amp;M ENGINEERING EXPERIMENT STA - PROFESSIONAL SERVICES UNADJUSTED GOAL IS 23.7%</b>								
T	0	0 / 0%	0 / 0%	0 / 0%	0 / 0%	0 / 0%	0 / 0%	0 / 0%
N	\$67,587	\$15,600 / 23.08%	0 / 0%	0 / 0%	\$15,600 / 23.08%	0 / 0%	0 / 0%	0 / 0%
S	***	\$13,020 / 19.28%	0 / 0%	\$13,020 / 19.28%	0 / 0%	0 / 0%	0 / 0%	0 / 0%
-TC	0	0 / 0%	0 / 0%	0 / 0%	0 / 0%	0 / 0%	0 / 0%	0 / 0%
-I	0	0 / 0%	0 / 0%	0 / 0%	0 / 0%	0 / 0%	0 / 0%	0 / 0%
	<b>\$67,587</b>	<b>\$28,620 / 42.36%</b>	<b>0 / 0%</b>	<b>\$13,020 / 19.28%</b>	<b>\$15,600 / 23.08%</b>	<b>0 / 0%</b>	<b>0 / 0%</b>	<b>0 / 0%</b>

<b>712 - TEXAS A&amp;M ENGINEERING EXPERIMENT STA - OTHER SERVICES UNADJUSTED GOAL IS 26%</b>								
T	0	0 / 0%	0 / 0%	0 / 0%	0 / 0%	0 / 0%	0 / 0%	0 / 0%
N	\$3,703,263	\$422,664 / 11.41%	\$10,791 / 0.29%	\$116,766 / 3.15%	\$287,547 / 7.76%	\$1,092 / 0.03%	\$6,468 / 0.17%	0 / 0%
S	***	\$5,474 / 2.65%	0 / 0%	0 / 0%	\$5,474 / 2.65%	0 / 0%	0 / 0%	0 / 0%
-TC	0	0 / 0%	0 / 0%	0 / 0%	0 / 0%	0 / 0%	0 / 0%	0 / 0%
-I	0	0 / 0%	0 / 0%	0 / 0%	0 / 0%	0 / 0%	0 / 0%	0 / 0%
	<b>\$3,703,263</b>	<b>\$428,138 / 14.06%</b>	<b>\$10,791 / 0.29%</b>	<b>\$116,766 / 3.15%</b>	<b>\$293,021 / 10.41%</b>	<b>\$1,092 / 0.03%</b>	<b>\$6,468 / 0.17%</b>	<b>0 / 0%</b>

<b>712 - TEXAS A&amp;M ENGINEERING EXPERIMENT STA - COMMODITY PURCHASING UNADJUSTED GOAL IS 21.1%</b>								
T	0	0 / 0%	0 / 0%	0 / 0%	0 / 0%	0 / 0%	0 / 0%	0 / 0%
N	\$10,170,591	\$1,779,340 / 17.49%	\$923,239 / 9.08%	\$556,608 / 5.47%	\$242,469 / 2.38%	\$50,198 / 0.49%	\$6,826 / 0.07%	0 / 0%
S	***	\$20,665 / 0.66%	0 / 0%	\$993 / 0.03%	\$19,671 / 0.62%	0 / 0%	0 / 0%	0 / 0%
-TC	0	0 / 0%	0 / 0%	0 / 0%	0 / 0%	0 / 0%	0 / 0%	0 / 0%
-I	0	0 / 0%	0 / 0%	0 / 0%	0 / 0%	0 / 0%	0 / 0%	0 / 0%
	<b>\$10,170,591</b>	<b>\$1,800,005 / 18.15%</b>	<b>\$923,239 / 9.08%</b>	<b>\$557,602 / 5.50%</b>	<b>\$262,141 / 3.01%</b>	<b>\$50,198 / 0.49%</b>	<b>\$6,826 / 0.07%</b>	<b>0 / 0%</b>

\*\*\* DOLLARS REPORTED BUT NOT SHOWN IN THESE COLUMNS. T=TREASURY, N=NON-TREASURY, S=SUBCONTRACTOR FUNDS & PROCUREMENT CARD HUB PURCHASES, TC=TERM CONTRACT, I= INTER GOVERNMENT



TEXAS HISTORICALLY UNDERUTILIZED BUSINESS (HUB) SEMI-ANNUAL REPORT RECEIVED FOR FISCAL YEAR 2023

SECTION VII - STATE AGENCY EXPENDITURE DATA

FUND TYPE	TOTAL EXPENDITURE	TOTAL SPENT WITH HUBS AMOUNT / %	BLACK AMOUNT / %	HISPANIC AMOUNT / %	WOMAN AMOUNT / %	ASIAN PACIFIC AMOUNT / %	NATIVE AMERICAN AMOUNT / %	SERVICE-DISABLED VETERAN AMOUNT / %
<b>712 - TEXAS A&amp;M ENGINEERING EXPERIMENT STA - Statewide Grand Total Expenditures</b>								
T	\$-3,002,119	0 / 0%	0 / 0%	0 / 0%	0 / 0%	0 / 0%	0 / 0%	0 / 0%
N	\$22,369,018	\$2,217,604 / 9.91%	\$934,030 / 4.18%	\$673,374 / 3.01%	\$545,617 / 2.44%	\$51,290 / 0.23%	\$13,294 / 0.06%	0 / 0%
S	***	\$1,389,892 / 15.70%	0 / 0%	\$934,989 / 10.56%	\$376,657 / 4.25%	0 / 0%	0 / 0%	\$78,245 / 0.88%
-TC	0	0 / 0%	0 / 0%	0 / 0%	0 / 0%	0 / 0%	0 / 0%	0 / 0%
-I	0	0 / 0%	0 / 0%	0 / 0%	0 / 0%	0 / 0%	0 / 0%	0 / 0%
	<b>\$19,366,898</b>	<b>\$3,607,496 / 25.61%</b>	<b>\$934,030 / 4.18%</b>	<b>\$1,608,364 / 13.57%</b>	<b>\$922,274 / 6.69%</b>	<b>\$51,290 / 0.23%</b>	<b>\$13,294 / 0.06%</b>	<b>\$78,245 / 0.88%</b>

\*\*\* DOLLARS REPORTED BUT NOT SHOWN IN THESE COLUMNS. T=TREASURY, N=NON-TREASURY, S=SUBCONTRACTOR FUNDS & PROCUREMENT CARD HUB PURCHASES, TC=TERM CONTRACT, I= INTER GOVERNMENTAL





TEXAS HISTORICALLY UNDERUTILIZED BUSINESS (HUB) SEMI-ANNUAL REPORT RECEIVED FOR FISCAL YEAR 2023

SECTION VII - STATE AGENCY EXPENDITURE DATA

FUND TYPE	TOTAL EXPENDITURE	TOTAL SPENT WITH HUBS AMOUNT / %	BLACK AMOUNT / %	HISPANIC AMOUNT / %	WOMAN AMOUNT / %	ASIAN PACIFIC AMOUNT / %	NATIVE AMERICAN AMOUNT / %	SERVICE-DISABLED VETERAN AMOUNT / %
-----------	-------------------	----------------------------------	------------------	---------------------	------------------	--------------------------	----------------------------	-------------------------------------

713 - TARLETON STATE UNIVERSITY - HEAVY CONSTRUCTION UNADJUSTED GOAL IS 11.2%

T	0	0 / 0%	0 / 0%	0 / 0%	0 / 0%	0 / 0%	0 / 0%	0 / 0%
N	0	0 / 0%	0 / 0%	0 / 0%	0 / 0%	0 / 0%	0 / 0%	0 / 0%
S	***	0 / 0%	0 / 0%	0 / 0%	0 / 0%	0 / 0%	0 / 0%	0 / 0%
-TC	0	0 / 0%	0 / 0%	0 / 0%	0 / 0%	0 / 0%	0 / 0%	0 / 0%
-I	0	0 / 0%	0 / 0%	0 / 0%	0 / 0%	0 / 0%	0 / 0%	0 / 0%
	<b>0</b>	<b>0 / 0%</b>	<b>0 / 0%</b>	<b>0 / 0%</b>	<b>0 / 0%</b>	<b>0 / 0%</b>	<b>0 / 0%</b>	<b>0 / 0%</b>

713 - TARLETON STATE UNIVERSITY - BUILDING CONSTRUCTION UNADJUSTED GOAL IS 21.1%

T	0	0 / 0%	0 / 0%	0 / 0%	0 / 0%	0 / 0%	0 / 0%	0 / 0%
N	0	0 / 0%	0 / 0%	0 / 0%	0 / 0%	0 / 0%	0 / 0%	0 / 0%
S	***	0 / 0%	0 / 0%	0 / 0%	0 / 0%	0 / 0%	0 / 0%	0 / 0%
-TC	0	0 / 0%	0 / 0%	0 / 0%	0 / 0%	0 / 0%	0 / 0%	0 / 0%
-I	0	0 / 0%	0 / 0%	0 / 0%	0 / 0%	0 / 0%	0 / 0%	0 / 0%
	<b>0</b>	<b>0 / 0%</b>	<b>0 / 0%</b>	<b>0 / 0%</b>	<b>0 / 0%</b>	<b>0 / 0%</b>	<b>0 / 0%</b>	<b>0 / 0%</b>

713 - TARLETON STATE UNIVERSITY - SPECIAL TRADE UNADJUSTED GOAL IS 32.9%

T	0	0 / 0%	0 / 0%	0 / 0%	0 / 0%	0 / 0%	0 / 0%	0 / 0%
N	0	0 / 0%	0 / 0%	0 / 0%	0 / 0%	0 / 0%	0 / 0%	0 / 0%
S	***	0 / 0%	0 / 0%	0 / 0%	0 / 0%	0 / 0%	0 / 0%	0 / 0%
-TC	0	0 / 0%	0 / 0%	0 / 0%	0 / 0%	0 / 0%	0 / 0%	0 / 0%
-I	0	0 / 0%	0 / 0%	0 / 0%	0 / 0%	0 / 0%	0 / 0%	0 / 0%
	<b>0</b>	<b>0 / 0%</b>	<b>0 / 0%</b>	<b>0 / 0%</b>	<b>0 / 0%</b>	<b>0 / 0%</b>	<b>0 / 0%</b>	<b>0 / 0%</b>

\*\*\* DOLLARS REPORTED BUT NOT SHOWN IN THESE COLUMNS. T=TREASURY, N=NON-TREASURY, S=SUBCONTRACTOR FUNDS & PROCUREMENT CARD HUB PURCHASES, TC=TERM CONTRACT, I= INTER GOVERNMENT



TEXAS HISTORICALLY UNDERUTILIZED BUSINESS (HUB) SEMI-ANNUAL REPORT RECEIVED FOR FISCAL YEAR 2023

SECTION VII - STATE AGENCY EXPENDITURE DATA

FUND TYPE	TOTAL EXPENDITURE	TOTAL SPENT WITH HUBS AMOUNT / %	BLACK AMOUNT / %	HISPANIC AMOUNT / %	WOMAN AMOUNT / %	ASIAN PACIFIC AMOUNT / %	NATIVE AMERICAN AMOUNT / %	SERVICE-DISABLED VETERAN AMOUNT / %
<b>713 - TARLETON STATE UNIVERSITY - PROFESSIONAL SERVICES UNADJUSTED GOAL IS 23.7%</b>								
T	0	0 / 0%	0 / 0%	0 / 0%	0 / 0%	0 / 0%	0 / 0%	0 / 0%
N	\$149,692	0 / 0%	0 / 0%	0 / 0%	0 / 0%	0 / 0%	0 / 0%	0 / 0%
S	***	0 / 0%	0 / 0%	0 / 0%	0 / 0%	0 / 0%	0 / 0%	0 / 0%
-TC	0	0 / 0%	0 / 0%	0 / 0%	0 / 0%	0 / 0%	0 / 0%	0 / 0%
-I	0	0 / 0%	0 / 0%	0 / 0%	0 / 0%	0 / 0%	0 / 0%	0 / 0%
	<b>\$149,692</b>	<b>0 / 0%</b>	<b>0 / 0%</b>	<b>0 / 0%</b>	<b>0 / 0%</b>	<b>0 / 0%</b>	<b>0 / 0%</b>	<b>0 / 0%</b>

<b>713 - TARLETON STATE UNIVERSITY - OTHER SERVICES UNADJUSTED GOAL IS 26%</b>								
T	\$-305	0 / 0%	0 / 0%	0 / 0%	0 / 0%	0 / 0%	0 / 0%	0 / 0%
N	\$37,223,261	\$951,297 / 2.56%	\$4 / 0.00%	\$309,659 / 0.83%	\$632,542 / 1.70%	\$9,091 / 0.02%	0 / 0%	0 / 0%
S	***	\$2,186,078 / 7.11%	\$41,958 / 0.14%	\$123,615 / 0.40%	\$1,538,620 / 5.01%	0 / 0%	\$481,885 / 1.57%	0 / 0%
-TC	0	0 / 0%	0 / 0%	0 / 0%	0 / 0%	0 / 0%	0 / 0%	0 / 0%
-I	0	0 / 0%	0 / 0%	0 / 0%	0 / 0%	0 / 0%	0 / 0%	0 / 0%
	<b>\$37,222,957</b>	<b>\$3,137,375 / 9.67%</b>	<b>\$41,962 / 0.14%</b>	<b>\$433,274 / 1.23%</b>	<b>\$2,171,162 / 6.70%</b>	<b>\$9,091 / 0.02%</b>	<b>\$481,885 / 1.57%</b>	<b>0 / 0%</b>

<b>713 - TARLETON STATE UNIVERSITY - COMMODITY PURCHASING UNADJUSTED GOAL IS 21.1%</b>								
T	0	0 / 0%	0 / 0%	0 / 0%	0 / 0%	0 / 0%	0 / 0%	0 / 0%
N	\$8,705,056	\$2,142,538 / 24.61%	\$524,106 / 6.02%	\$365,969 / 4.20%	\$1,223,599 / 14.06%	\$28,865 / 0.33%	0 / 0%	0 / 0%
S	***	\$16,678 / 0.54%	0 / 0%	\$13,329 / 0.43%	\$3,349 / 0.11%	0 / 0%	0 / 0%	0 / 0%
-TC	0	0 / 0%	0 / 0%	0 / 0%	0 / 0%	0 / 0%	0 / 0%	0 / 0%
-I	0	0 / 0%	0 / 0%	0 / 0%	0 / 0%	0 / 0%	0 / 0%	0 / 0%
	<b>\$8,705,056</b>	<b>\$2,159,216 / 25.15%</b>	<b>\$524,106 / 6.02%</b>	<b>\$379,298 / 4.64%</b>	<b>\$1,226,948 / 14.16%</b>	<b>\$28,865 / 0.33%</b>	<b>0 / 0%</b>	<b>0 / 0%</b>

\*\*\* DOLLARS REPORTED BUT NOT SHOWN IN THESE COLUMNS. T=TREASURY, N=NON-TREASURY, S=SUBCONTRACTOR FUNDS & PROCUREMENT CARD HUB PURCHASES, TC=TERM CONTRACT, I= INTER GOVERNMENTAL



TEXAS HISTORICALLY UNDERUTILIZED BUSINESS (HUB) SEMI-ANNUAL REPORT RECEIVED FOR FISCAL YEAR 2023

SECTION VII - STATE AGENCY EXPENDITURE DATA

FUND TYPE	TOTAL EXPENDITURE	TOTAL SPENT WITH HUBS AMOUNT / %	BLACK AMOUNT / %	HISPANIC AMOUNT / %	WOMAN AMOUNT / %	ASIAN PACIFIC AMOUNT / %	NATIVE AMERICAN AMOUNT / %	SERVICE-DISABLED VETERAN AMOUNT / %
<b>713 - TARLETON STATE UNIVERSITY - Statewide Grand Total Expenditures</b>								
T	\$-305	0 / 0%	0 / 0%	0 / 0%	0 / 0%	0 / 0%	0 / 0%	0 / 0%
N	\$46,078,009	\$3,093,835 / 6.71%	\$524,111 / 1.14%	\$675,628 / 1.47%	\$1,856,141 / 4.03%	\$37,956 / 0.08%	0 / 0%	0 / 0%
S	***	\$2,202,756 / 6.51%	\$41,958 / 0.12%	\$136,944 / 0.40%	\$1,541,969 / 4.56%	0 / 0%	\$481,885 / 1.42%	0 / 0%
-TC	0	0 / 0%	0 / 0%	0 / 0%	0 / 0%	0 / 0%	0 / 0%	0 / 0%
-I	0	0 / 0%	0 / 0%	0 / 0%	0 / 0%	0 / 0%	0 / 0%	0 / 0%
	<b>\$46,077,704</b>	<b>\$5,296,591 / 13.23%</b>	<b>\$566,069 / 1.26%</b>	<b>\$812,572 / 1.87%</b>	<b>\$3,398,110 / 8.59%</b>	<b>\$37,956 / 0.08%</b>	<b>\$481,885 / 1.42%</b>	<b>0 / 0%</b>

\*\*\* DOLLARS REPORTED BUT NOT SHOWN IN THESE COLUMNS. T=TREASURY, N=NON-TREASURY, S=SUBCONTRACTOR FUNDS & PROCUREMENT CARD HUB PURCHASES, TC=TERM CONTRACT, I= INTER GOVERNMENTAL



TEXAS HISTORICALLY UNDERUTILIZED BUSINESS (HUB) SEMI-ANNUAL REPORT RECEIVED FOR FISCAL YEAR 2023

SECTION VII - STATE AGENCY EXPENDITURE DATA

FUND TYPE	TOTAL EXPENDITURE	TOTAL SPENT WITH HUBS AMOUNT / %	BLACK AMOUNT / %	HISPANIC AMOUNT / %	WOMAN AMOUNT / %	ASIAN PACIFIC AMOUNT / %	NATIVE AMERICAN AMOUNT / %	SERVICE-DISABLED VETERAN AMOUNT / %
-----------	-------------------	----------------------------------	------------------	---------------------	------------------	--------------------------	----------------------------	-------------------------------------

714 - UNIVERSITY OF TEXAS AT ARLINGTON - HEAVY CONSTRUCTION UNADJUSTED GOAL IS 11.2%

T	0	0 / 0%	0 / 0%	0 / 0%	0 / 0%	0 / 0%	0 / 0%	0 / 0%
N	\$33,139	\$3,877 / 11.70%	0 / 0%	0 / 0%	\$3,877 / 11.70%	0 / 0%	0 / 0%	0 / 0%
S	***	0 / 0%	0 / 0%	0 / 0%	0 / 0%	0 / 0%	0 / 0%	0 / 0%
-TC	0	0 / 0%	0 / 0%	0 / 0%	0 / 0%	0 / 0%	0 / 0%	0 / 0%
-I	0	0 / 0%	0 / 0%	0 / 0%	0 / 0%	0 / 0%	0 / 0%	0 / 0%
	<b>\$33,139</b>	<b>\$3,877 / 11.70%</b>	<b>0 / 0%</b>	<b>0 / 0%</b>	<b>\$3,877 / 11.70%</b>	<b>0 / 0%</b>	<b>0 / 0%</b>	<b>0 / 0%</b>

714 - UNIVERSITY OF TEXAS AT ARLINGTON - BUILDING CONSTRUCTION UNADJUSTED GOAL IS 21.1%

T	0	0 / 0%	0 / 0%	0 / 0%	0 / 0%	0 / 0%	0 / 0%	0 / 0%
N	\$12,666,354	\$27,565 / 0.22%	0 / 0%	0 / 0%	\$27,565 / 0.22%	0 / 0%	0 / 0%	0 / 0%
S	***	\$2,486,592 / 19.65%	0 / 0%	\$1,429,921 / 11.30%	\$510,211 / 4.03%	\$546,459 / 4.32%	0 / 0%	0 / 0%
-TC	0	0 / 0%	0 / 0%	0 / 0%	0 / 0%	0 / 0%	0 / 0%	0 / 0%
-I	0	0 / 0%	0 / 0%	0 / 0%	0 / 0%	0 / 0%	0 / 0%	0 / 0%
	<b>\$12,666,354</b>	<b>\$2,514,156 / 19.86%</b>	<b>0 / 0%</b>	<b>\$1,429,921 / 11.30%</b>	<b>\$537,776 / 4.25%</b>	<b>\$546,459 / 4.32%</b>	<b>0 / 0%</b>	<b>0 / 0%</b>

714 - UNIVERSITY OF TEXAS AT ARLINGTON - SPECIAL TRADE UNADJUSTED GOAL IS 32.9%

T	0	0 / 0%	0 / 0%	0 / 0%	0 / 0%	0 / 0%	0 / 0%	0 / 0%
N	\$6,835,262	\$2,903,741 / 42.48%	\$25,610 / 0.37%	\$138,661 / 2.03%	\$2,478,382 / 36.26%	\$261,087 / 3.82%	0 / 0%	0 / 0%
S	***	\$243,847 / 7.31%	0 / 0%	0 / 0%	\$243,847 / 7.31%	0 / 0%	0 / 0%	0 / 0%
-TC	0	0 / 0%	0 / 0%	0 / 0%	0 / 0%	0 / 0%	0 / 0%	0 / 0%
-I	0	0 / 0%	0 / 0%	0 / 0%	0 / 0%	0 / 0%	0 / 0%	0 / 0%
	<b>\$6,835,262</b>	<b>\$3,147,588 / 49.79%</b>	<b>\$25,610 / 0.37%</b>	<b>\$138,661 / 2.03%</b>	<b>\$2,722,229 / 43.57%</b>	<b>\$261,087 / 3.82%</b>	<b>0 / 0%</b>	<b>0 / 0%</b>

\*\*\* DOLLARS REPORTED BUT NOT SHOWN IN THESE COLUMNS. T=TREASURY, N=NON-TREASURY, S=SUBCONTRACTOR FUNDS & PROCUREMENT CARD HUB PURCHASES, TC=TERM CONTRACT, I= INTER GOVERNMENT



TEXAS HISTORICALLY UNDERUTILIZED BUSINESS (HUB) SEMI-ANNUAL REPORT RECEIVED FOR FISCAL YEAR 2023

SECTION VII - STATE AGENCY EXPENDITURE DATA

FUND TYPE	TOTAL EXPENDITURE	TOTAL SPENT WITH HUBS AMOUNT / %	BLACK AMOUNT / %	HISPANIC AMOUNT / %	WOMAN AMOUNT / %	ASIAN PACIFIC AMOUNT / %	NATIVE AMERICAN AMOUNT / %	SERVICE-DISABLED VETERAN AMOUNT / %
-----------	-------------------	----------------------------------	------------------	---------------------	------------------	--------------------------	----------------------------	-------------------------------------

714 - UNIVERSITY OF TEXAS AT ARLINGTON - PROFESSIONAL SERVICES UNADJUSTED GOAL IS 23.7%

T	0	0 / 0%	0 / 0%	0 / 0%	0 / 0%	0 / 0%	0 / 0%	0 / 0%
N	\$1,077,488	\$29,896 / 2.77%	0 / 0%	0 / 0%	\$29,896 / 2.77%	0 / 0%	0 / 0%	0 / 0%
S	***	0 / 0%	0 / 0%	0 / 0%	0 / 0%	0 / 0%	0 / 0%	0 / 0%
-TC	0	0 / 0%	0 / 0%	0 / 0%	0 / 0%	0 / 0%	0 / 0%	0 / 0%
-I	0	0 / 0%	0 / 0%	0 / 0%	0 / 0%	0 / 0%	0 / 0%	0 / 0%
	<b>\$1,077,488</b>	<b>\$29,896 / 2.77%</b>	<b>0 / 0%</b>	<b>0 / 0%</b>	<b>\$29,896 / 2.77%</b>	<b>0 / 0%</b>	<b>0 / 0%</b>	<b>0 / 0%</b>

714 - UNIVERSITY OF TEXAS AT ARLINGTON - OTHER SERVICES UNADJUSTED GOAL IS 26%

T	\$-12,938	-\$2,438 / 18.84%	0 / 0%	0 / 0%	-\$2,438 / 18.84%	0 / 0%	0 / 0%	0 / 0%
N	\$21,890,770	\$3,428,529 / 15.66%	\$476,955 / 2.18%	\$270,734 / 1.24%	\$2,355,966 / 10.76%	\$42,918 / 0.20%	\$281,956 / 1.29%	0 / 0%
S	***	\$12,901 / 1.33%	0 / 0%	0 / 0%	0 / 0%	\$12,901 / 1.33%	0 / 0%	0 / 0%
-TC	0	0 / 0%	0 / 0%	0 / 0%	0 / 0%	0 / 0%	0 / 0%	0 / 0%
-I	0	0 / 0%	0 / 0%	0 / 0%	0 / 0%	0 / 0%	0 / 0%	0 / 0%
	<b>\$21,877,832</b>	<b>\$3,438,992 / 35.84%</b>	<b>\$476,955 / 2.18%</b>	<b>\$270,734 / 1.24%</b>	<b>\$2,353,528 / 29.61%</b>	<b>\$55,819 / 1.53%</b>	<b>\$281,956 / 1.29%</b>	<b>0 / 0%</b>

714 - UNIVERSITY OF TEXAS AT ARLINGTON - COMMODITY PURCHASING UNADJUSTED GOAL IS 21.1%

T	0	0 / 0%	0 / 0%	0 / 0%	0 / 0%	0 / 0%	0 / 0%	0 / 0%
N	\$30,217,922	\$6,965,879 / 23.05%	\$1,812,525 / 6.00%	\$713,462 / 2.36%	\$4,209,574 / 13.93%	\$230,317 / 0.76%	0 / 0%	0 / 0%
S	***	\$403,028 / 5.19%	0 / 0%	\$11,599 / 0.15%	\$200,621 / 2.59%	\$190,808 / 2.46%	0 / 0%	0 / 0%
-TC	0	0 / 0%	0 / 0%	0 / 0%	0 / 0%	0 / 0%	0 / 0%	0 / 0%
-I	0	0 / 0%	0 / 0%	0 / 0%	0 / 0%	0 / 0%	0 / 0%	0 / 0%
	<b>\$30,217,922</b>	<b>\$7,368,907 / 28.25%</b>	<b>\$1,812,525 / 6.00%</b>	<b>\$725,061 / 2.51%</b>	<b>\$4,410,196 / 16.52%</b>	<b>\$421,125 / 3.22%</b>	<b>0 / 0%</b>	<b>0 / 0%</b>

\*\*\* DOLLARS REPORTED BUT NOT SHOWN IN THESE COLUMNS. T=TREASURY, N=NON-TREASURY, S=SUBCONTRACTOR FUNDS & PROCUREMENT CARD HUB PURCHASES, TC=TERM CONTRACT, I= INTER GOVERNMENTAL



TEXAS HISTORICALLY UNDERUTILIZED BUSINESS (HUB) SEMI-ANNUAL REPORT RECEIVED FOR FISCAL YEAR 2023

SECTION VII - STATE AGENCY EXPENDITURE DATA

FUND TYPE	TOTAL EXPENDITURE	TOTAL SPENT WITH HUBS AMOUNT / %	BLACK AMOUNT / %	HISPANIC AMOUNT / %	WOMAN AMOUNT / %	ASIAN PACIFIC AMOUNT / %	NATIVE AMERICAN AMOUNT / %	SERVICE-DISABLED VETERAN AMOUNT / %
<b>714 - UNIVERSITY OF TEXAS AT ARLINGTON - Statewide Grand Total Expenditures</b>								
T	\$-12,938	-\$2,438 / 18.84%	0 / 0%	0 / 0%	-\$2,438 / 18.84%	0 / 0%	0 / 0%	0 / 0%
N	\$72,720,933	\$13,359,486 / 18.37%	\$2,315,090 / 3.18%	\$1,122,857 / 1.54%	\$9,105,260 / 12.52%	\$534,322 / 0.73%	\$281,956 / 0.39%	0 / 0%
S	***	\$3,146,368 / 12.73%	0 / 0%	\$1,441,520 / 5.83%	\$954,680 / 3.86%	\$750,168 / 3.03%	0 / 0%	0 / 0%
-TC	0	0 / 0%	0 / 0%	0 / 0%	0 / 0%	0 / 0%	0 / 0%	0 / 0%
-I	0	0 / 0%	0 / 0%	0 / 0%	0 / 0%	0 / 0%	0 / 0%	0 / 0%
	<b>\$72,707,995</b>	<b>\$16,503,416 / 49.94%</b>	<b>\$2,315,090 / 3.18%</b>	<b>\$2,564,377 / 7.37%</b>	<b>\$10,057,502 / 35.23%</b>	<b>\$1,284,490 / 3.77%</b>	<b>\$281,956 / 0.39%</b>	<b>0 / 0%</b>

\*\*\* DOLLARS REPORTED BUT NOT SHOWN IN THESE COLUMNS. T=TREASURY, N=NON-TREASURY, S=SUBCONTRACTOR FUNDS & PROCUREMENT CARD HUB PURCHASES, TC=TERM CONTRACT, I= INTER GOVERNMENTAL



TEXAS HISTORICALLY UNDERUTILIZED BUSINESS (HUB) SEMI-ANNUAL REPORT RECEIVED FOR FISCAL YEAR 2023

SECTION VII - STATE AGENCY EXPENDITURE DATA

FUND TYPE	TOTAL EXPENDITURE	TOTAL SPENT WITH HUBS AMOUNT / %	BLACK AMOUNT / %	HISPANIC AMOUNT / %	WOMAN AMOUNT / %	ASIAN PACIFIC AMOUNT / %	NATIVE AMERICAN AMOUNT / %	SERVICE-DISABLED VETERAN AMOUNT / %
-----------	-------------------	----------------------------------	------------------	---------------------	------------------	--------------------------	----------------------------	-------------------------------------

715 - PRAIRIE VIEW A & M UNIVERSITY - HEAVY CONSTRUCTION UNADJUSTED GOAL IS 11.2%

T	0	0 / 0%	0 / 0%	0 / 0%	0 / 0%	0 / 0%	0 / 0%	0 / 0%
N	0	0 / 0%	0 / 0%	0 / 0%	0 / 0%	0 / 0%	0 / 0%	0 / 0%
S	***	0 / 0%	0 / 0%	0 / 0%	0 / 0%	0 / 0%	0 / 0%	0 / 0%
-TC	0	0 / 0%	0 / 0%	0 / 0%	0 / 0%	0 / 0%	0 / 0%	0 / 0%
-I	0	0 / 0%	0 / 0%	0 / 0%	0 / 0%	0 / 0%	0 / 0%	0 / 0%
	<b>0</b>	<b>0 / 0%</b>	<b>0 / 0%</b>	<b>0 / 0%</b>	<b>0 / 0%</b>	<b>0 / 0%</b>	<b>0 / 0%</b>	<b>0 / 0%</b>

715 - PRAIRIE VIEW A & M UNIVERSITY - BUILDING CONSTRUCTION UNADJUSTED GOAL IS 21.1%

T	0	0 / 0%	0 / 0%	0 / 0%	0 / 0%	0 / 0%	0 / 0%	0 / 0%
N	\$431,259	0 / 0%	0 / 0%	0 / 0%	0 / 0%	0 / 0%	0 / 0%	0 / 0%
S	***	0 / 0%	0 / 0%	0 / 0%	0 / 0%	0 / 0%	0 / 0%	0 / 0%
-TC	0	0 / 0%	0 / 0%	0 / 0%	0 / 0%	0 / 0%	0 / 0%	0 / 0%
-I	0	0 / 0%	0 / 0%	0 / 0%	0 / 0%	0 / 0%	0 / 0%	0 / 0%
	<b>\$431,259</b>	<b>0 / 0%</b>	<b>0 / 0%</b>	<b>0 / 0%</b>	<b>0 / 0%</b>	<b>0 / 0%</b>	<b>0 / 0%</b>	<b>0 / 0%</b>

715 - PRAIRIE VIEW A & M UNIVERSITY - SPECIAL TRADE UNADJUSTED GOAL IS 32.9%

T	0	0 / 0%	0 / 0%	0 / 0%	0 / 0%	0 / 0%	0 / 0%	0 / 0%
N	\$910,834	\$86,674 / 9.52%	\$3,098 / 0.34%	\$79,843 / 8.77%	\$3,733 / 0.41%	0 / 0%	0 / 0%	0 / 0%
S	***	\$511,010 / 56.34%	0 / 0%	\$39,224 / 4.32%	\$471,786 / 52.01%	0 / 0%	0 / 0%	0 / 0%
-TC	0	0 / 0%	0 / 0%	0 / 0%	0 / 0%	0 / 0%	0 / 0%	0 / 0%
-I	0	0 / 0%	0 / 0%	0 / 0%	0 / 0%	0 / 0%	0 / 0%	0 / 0%
	<b>\$910,834</b>	<b>\$597,684 / 65.85%</b>	<b>\$3,098 / 0.34%</b>	<b>\$119,067 / 13.09%</b>	<b>\$475,519 / 52.42%</b>	<b>0 / 0%</b>	<b>0 / 0%</b>	<b>0 / 0%</b>

\*\*\* DOLLARS REPORTED BUT NOT SHOWN IN THESE COLUMNS. T=TREASURY, N=NON-TREASURY, S=SUBCONTRACTOR FUNDS & PROCUREMENT CARD HUB PURCHASES, TC=TERM CONTRACT, I= INTER GOVERNMENT



TEXAS HISTORICALLY UNDERUTILIZED BUSINESS (HUB) SEMI-ANNUAL REPORT RECEIVED FOR FISCAL YEAR 2023

SECTION VII - STATE AGENCY EXPENDITURE DATA

FUND TYPE	TOTAL EXPENDITURE	TOTAL SPENT WITH HUBS AMOUNT / %	BLACK AMOUNT / %	HISPANIC AMOUNT / %	WOMAN AMOUNT / %	ASIAN PACIFIC AMOUNT / %	NATIVE AMERICAN AMOUNT / %	SERVICE-DISABLED VETERAN AMOUNT / %
<b>715 - PRAIRIE VIEW A &amp; M UNIVERSITY - PROFESSIONAL SERVICES UNADJUSTED GOAL IS 23.7%</b>								
T	0	0 / 0%	0 / 0%	0 / 0%	0 / 0%	0 / 0%	0 / 0%	0 / 0%
N	\$123,248	\$1,238 / 1.00%	\$1,238 / 1.00%	0 / 0%	0 / 0%	0 / 0%	0 / 0%	0 / 0%
S	***	0 / 0%	0 / 0%	0 / 0%	0 / 0%	0 / 0%	0 / 0%	0 / 0%
-TC	0	0 / 0%	0 / 0%	0 / 0%	0 / 0%	0 / 0%	0 / 0%	0 / 0%
-I	0	0 / 0%	0 / 0%	0 / 0%	0 / 0%	0 / 0%	0 / 0%	0 / 0%
	<b>\$123,248</b>	<b>\$1,238 / 1.00%</b>	<b>\$1,238 / 1.00%</b>	<b>0 / 0%</b>	<b>0 / 0%</b>	<b>0 / 0%</b>	<b>0 / 0%</b>	<b>0 / 0%</b>

<b>715 - PRAIRIE VIEW A &amp; M UNIVERSITY - OTHER SERVICES UNADJUSTED GOAL IS 26%</b>								
T	\$-531	0 / 0%	0 / 0%	0 / 0%	0 / 0%	0 / 0%	0 / 0%	0 / 0%
N	\$10,647,220	\$1,100,766 / 10.34%	\$494,827 / 4.65%	\$7,361 / 0.07%	\$100,536 / 0.94%	\$498,042 / 4.68%	0 / 0%	0 / 0%
S	***	\$543,592 / 7.26%	\$537,285 / 7.17%	0 / 0%	\$5,395 / 0.07%	\$912 / 0.01%	0 / 0%	0 / 0%
-TC	0	0 / 0%	0 / 0%	0 / 0%	0 / 0%	0 / 0%	0 / 0%	0 / 0%
-I	0	0 / 0%	0 / 0%	0 / 0%	0 / 0%	0 / 0%	0 / 0%	0 / 0%
	<b>\$10,646,689</b>	<b>\$1,644,359 / 17.59%</b>	<b>\$1,032,112 / 11.82%</b>	<b>\$7,361 / 0.07%</b>	<b>\$105,931 / 1.02%</b>	<b>\$498,954 / 4.69%</b>	<b>0 / 0%</b>	<b>0 / 0%</b>

<b>715 - PRAIRIE VIEW A &amp; M UNIVERSITY - COMMODITY PURCHASING UNADJUSTED GOAL IS 21.1%</b>								
T	0	0 / 0%	0 / 0%	0 / 0%	0 / 0%	0 / 0%	0 / 0%	0 / 0%
N	\$9,861,558	\$2,852,376 / 28.92%	\$1,487,275 / 15.08%	\$546,094 / 5.54%	\$432,030 / 4.38%	\$386,977 / 3.92%	0 / 0%	0 / 0%
S	***	\$116,322 / 3.32%	\$56,051 / 1.60%	\$33,728 / 0.96%	\$1,885 / 0.05%	\$24,658 / 0.70%	0 / 0%	0 / 0%
-TC	0	0 / 0%	0 / 0%	0 / 0%	0 / 0%	0 / 0%	0 / 0%	0 / 0%
-I	0	0 / 0%	0 / 0%	0 / 0%	0 / 0%	0 / 0%	0 / 0%	0 / 0%
	<b>\$9,861,558</b>	<b>\$2,968,697 / 32.24%</b>	<b>\$1,543,326 / 16.68%</b>	<b>\$579,822 / 6.50%</b>	<b>\$433,914 / 4.43%</b>	<b>\$411,636 / 4.63%</b>	<b>0 / 0%</b>	<b>0 / 0%</b>

\*\*\* DOLLARS REPORTED BUT NOT SHOWN IN THESE COLUMNS. T=TREASURY, N=NON-TREASURY, S=SUBCONTRACTOR FUNDS & PROCUREMENT CARD HUB PURCHASES, TC=TERM CONTRACT, I= INTER GOVERNMENTAL





TEXAS HISTORICALLY UNDERUTILIZED BUSINESS (HUB) SEMI-ANNUAL REPORT RECEIVED FOR FISCAL YEAR 2023

SECTION VII - STATE AGENCY EXPENDITURE DATA

FUND TYPE	TOTAL EXPENDITURE	TOTAL SPENT WITH HUBS AMOUNT / %	BLACK AMOUNT / %	HISPANIC AMOUNT / %	WOMAN AMOUNT / %	ASIAN PACIFIC AMOUNT / %	NATIVE AMERICAN AMOUNT / %	SERVICE-DISABLED VETERAN AMOUNT / %
<b>715 - PRAIRIE VIEW A &amp; M UNIVERSITY - Statewide Grand Total Expenditures</b>								
T	\$-531	0 / 0%	0 / 0%	0 / 0%	0 / 0%	0 / 0%	0 / 0%	0 / 0%
N	\$21,974,119	\$4,041,054 / 18.39%	\$1,986,437 / 9.04%	\$633,298 / 2.88%	\$536,299 / 2.44%	\$885,020 / 4.03%	0 / 0%	0 / 0%
S	***	\$1,170,924 / 9.82%	\$593,337 / 4.97%	\$72,952 / 0.61%	\$479,066 / 4.02%	\$25,570 / 0.21%	0 / 0%	0 / 0%
-TC	0	0 / 0%	0 / 0%	0 / 0%	0 / 0%	0 / 0%	0 / 0%	0 / 0%
-I	0	0 / 0%	0 / 0%	0 / 0%	0 / 0%	0 / 0%	0 / 0%	0 / 0%
	<b>\$21,973,588</b>	<b>\$5,211,977 / 28.21%</b>	<b>\$2,579,774 / 14.01%</b>	<b>\$706,250 / 3.49%</b>	<b>\$1,015,364 / 6.46%</b>	<b>\$910,590 / 4.24%</b>	<b>0 / 0%</b>	<b>0 / 0%</b>

\*\*\* DOLLARS REPORTED BUT NOT SHOWN IN THESE COLUMNS. T=TREASURY, N=NON-TREASURY, S=SUBCONTRACTOR FUNDS & PROCUREMENT CARD HUB PURCHASES, TC=TERM CONTRACT, I= INTER GOVERNMENTAL



TEXAS HISTORICALLY UNDERUTILIZED BUSINESS (HUB) SEMI-ANNUAL REPORT RECEIVED FOR FISCAL YEAR 2023

SECTION VII - STATE AGENCY EXPENDITURE DATA

FUND TYPE	TOTAL EXPENDITURE	TOTAL SPENT WITH HUBS AMOUNT / %	BLACK AMOUNT / %	HISPANIC AMOUNT / %	WOMAN AMOUNT / %	ASIAN PACIFIC AMOUNT / %	NATIVE AMERICAN AMOUNT / %	SERVICE-DISABLED VETERAN AMOUNT / %
<b>716 - TEXAS A&amp;M ENGINEERING EXTENSION SERV - HEAVY CONSTRUCTION UNADJUSTED GOAL IS 11.2%</b>								
T	0	0 / 0%	0 / 0%	0 / 0%	0 / 0%	0 / 0%	0 / 0%	0 / 0%
N	\$15,775	0 / 0%	0 / 0%	0 / 0%	0 / 0%	0 / 0%	0 / 0%	0 / 0%
S	***	0 / 0%	0 / 0%	0 / 0%	0 / 0%	0 / 0%	0 / 0%	0 / 0%
-TC	0	0 / 0%	0 / 0%	0 / 0%	0 / 0%	0 / 0%	0 / 0%	0 / 0%
-I	0	0 / 0%	0 / 0%	0 / 0%	0 / 0%	0 / 0%	0 / 0%	0 / 0%
	<b>\$15,775</b>	<b>0 / 0%</b>	<b>0 / 0%</b>	<b>0 / 0%</b>	<b>0 / 0%</b>	<b>0 / 0%</b>	<b>0 / 0%</b>	<b>0 / 0%</b>
<b>716 - TEXAS A&amp;M ENGINEERING EXTENSION SERV - BUILDING CONSTRUCTION UNADJUSTED GOAL IS 21.1%</b>								
T	0	0 / 0%	0 / 0%	0 / 0%	0 / 0%	0 / 0%	0 / 0%	0 / 0%
N	0	0 / 0%	0 / 0%	0 / 0%	0 / 0%	0 / 0%	0 / 0%	0 / 0%
S	***	0 / 0%	0 / 0%	0 / 0%	0 / 0%	0 / 0%	0 / 0%	0 / 0%
-TC	0	0 / 0%	0 / 0%	0 / 0%	0 / 0%	0 / 0%	0 / 0%	0 / 0%
-I	0	0 / 0%	0 / 0%	0 / 0%	0 / 0%	0 / 0%	0 / 0%	0 / 0%
	<b>0</b>	<b>0 / 0%</b>	<b>0 / 0%</b>	<b>0 / 0%</b>	<b>0 / 0%</b>	<b>0 / 0%</b>	<b>0 / 0%</b>	<b>0 / 0%</b>
<b>716 - TEXAS A&amp;M ENGINEERING EXTENSION SERV - SPECIAL TRADE UNADJUSTED GOAL IS 32.9%</b>								
T	0	0 / 0%	0 / 0%	0 / 0%	0 / 0%	0 / 0%	0 / 0%	0 / 0%
N	\$130,013	\$5,562 / 4.28%	0 / 0%	\$1,600 / 1.23%	\$3,962 / 3.05%	0 / 0%	0 / 0%	0 / 0%
S	***	\$404 / 0.31%	0 / 0%	\$370 / 0.28%	\$34 / 0.03%	0 / 0%	0 / 0%	0 / 0%
-TC	0	0 / 0%	0 / 0%	0 / 0%	0 / 0%	0 / 0%	0 / 0%	0 / 0%
-I	0	0 / 0%	0 / 0%	0 / 0%	0 / 0%	0 / 0%	0 / 0%	0 / 0%
	<b>\$130,013</b>	<b>\$5,967 / 4.59%</b>	<b>0 / 0%</b>	<b>\$1,970 / 1.52%</b>	<b>\$3,997 / 3.07%</b>	<b>0 / 0%</b>	<b>0 / 0%</b>	<b>0 / 0%</b>

\*\*\* DOLLARS REPORTED BUT NOT SHOWN IN THESE COLUMNS. T=TREASURY, N=NON-TREASURY, S=SUBCONTRACTOR FUNDS & PROCUREMENT CARD HUB PURCHASES, TC=TERM CONTRACT, I= INTER GOVERNMENT



TEXAS HISTORICALLY UNDERUTILIZED BUSINESS (HUB) SEMI-ANNUAL REPORT RECEIVED FOR FISCAL YEAR 2023

SECTION VII - STATE AGENCY EXPENDITURE DATA

FUND TYPE	TOTAL EXPENDITURE	TOTAL SPENT WITH HUBS AMOUNT / %	BLACK AMOUNT / %	HISPANIC AMOUNT / %	WOMAN AMOUNT / %	ASIAN PACIFIC AMOUNT / %	NATIVE AMERICAN AMOUNT / %	SERVICE-DISABLED VETERAN AMOUNT / %
<b>716 - TEXAS A&amp;M ENGINEERING EXTENSION SERV - PROFESSIONAL SERVICES UNADJUSTED GOAL IS 23.7%</b>								
T	0	0 / 0%	0 / 0%	0 / 0%	0 / 0%	0 / 0%	0 / 0%	0 / 0%
N	\$42,531	0 / 0%	0 / 0%	0 / 0%	0 / 0%	0 / 0%	0 / 0%	0 / 0%
S	***	0 / 0%	0 / 0%	0 / 0%	0 / 0%	0 / 0%	0 / 0%	0 / 0%
-TC	0	0 / 0%	0 / 0%	0 / 0%	0 / 0%	0 / 0%	0 / 0%	0 / 0%
-I	0	0 / 0%	0 / 0%	0 / 0%	0 / 0%	0 / 0%	0 / 0%	0 / 0%
	<b>\$42,531</b>	<b>0 / 0%</b>	<b>0 / 0%</b>	<b>0 / 0%</b>	<b>0 / 0%</b>	<b>0 / 0%</b>	<b>0 / 0%</b>	<b>0 / 0%</b>

<b>716 - TEXAS A&amp;M ENGINEERING EXTENSION SERV - OTHER SERVICES UNADJUSTED GOAL IS 26%</b>								
T	\$925	0 / 0%	0 / 0%	0 / 0%	0 / 0%	0 / 0%	0 / 0%	0 / 0%
N	\$2,275,876	\$196,809 / 8.65%	\$39,609 / 1.74%	\$71,588 / 3.15%	\$84,657 / 3.72%	0 / 0%	0 / 0%	\$954 / 0.04%
S	***	\$29,989 / 2.22%	0 / 0%	\$23,184 / 1.72%	\$6,806 / 0.50%	0 / 0%	0 / 0%	0 / 0%
-TC	\$206,244	0 / 0%	0 / 0%	0 / 0%	0 / 0%	0 / 0%	0 / 0%	0 / 0%
-I	0	0 / 0%	0 / 0%	0 / 0%	0 / 0%	0 / 0%	0 / 0%	0 / 0%
	<b>\$2,070,557</b>	<b>\$226,798 / 10.87%</b>	<b>\$39,609 / 1.74%</b>	<b>\$94,771 / 4.86%</b>	<b>\$91,463 / 4.22%</b>	<b>0 / 0%</b>	<b>0 / 0%</b>	<b>\$954 / 0.04%</b>

<b>716 - TEXAS A&amp;M ENGINEERING EXTENSION SERV - COMMODITY PURCHASING UNADJUSTED GOAL IS 21.1%</b>								
T	\$9,556	\$497 / 5.20%	0 / 0%	0 / 0%	\$497 / 5.20%	0 / 0%	0 / 0%	0 / 0%
N	\$4,980,076	\$1,097,074 / 22.03%	\$743,789 / 14.94%	\$100,058 / 2.01%	\$248,575 / 4.99%	\$4,652 / 0.09%	0 / 0%	0 / 0%
S	***	\$70,257 / 1.83%	0 / 0%	\$49,589 / 1.29%	\$20,559 / 0.54%	\$109 / 0.00%	0 / 0%	0 / 0%
-TC	\$88,800	0 / 0%	0 / 0%	0 / 0%	0 / 0%	0 / 0%	0 / 0%	0 / 0%
-I	0	0 / 0%	0 / 0%	0 / 0%	0 / 0%	0 / 0%	0 / 0%	0 / 0%
	<b>\$4,900,833</b>	<b>\$1,167,827 / 29.06%</b>	<b>\$743,789 / 14.94%</b>	<b>\$149,647 / 3.30%</b>	<b>\$269,631 / 10.72%</b>	<b>\$4,760 / 0.10%</b>	<b>0 / 0%</b>	<b>0 / 0%</b>

\*\*\* DOLLARS REPORTED BUT NOT SHOWN IN THESE COLUMNS. T=TREASURY, N=NON-TREASURY, S=SUBCONTRACTOR FUNDS & PROCUREMENT CARD HUB PURCHASES, TC=TERM CONTRACT, I= INTER GOVERNMENT



TEXAS HISTORICALLY UNDERUTILIZED BUSINESS (HUB) SEMI-ANNUAL REPORT RECEIVED FOR FISCAL YEAR 2023

SECTION VII - STATE AGENCY EXPENDITURE DATA

FUND TYPE	TOTAL EXPENDITURE	TOTAL SPENT WITH HUBS AMOUNT / %	BLACK AMOUNT / %	HISPANIC AMOUNT / %	WOMAN AMOUNT / %	ASIAN PACIFIC AMOUNT / %	NATIVE AMERICAN AMOUNT / %	SERVICE-DISABLED VETERAN AMOUNT / %
<b>716 - TEXAS A&amp;M ENGINEERING EXTENSION SERV - Statewide Grand Total Expenditures</b>								
T	\$10,481	\$497 / 4.74%	0 / 0%	0 / 0%	\$497 / 4.74%	0 / 0%	0 / 0%	0 / 0%
N	\$7,444,272	\$1,299,445 / 17.46%	\$783,399 / 10.52%	\$173,246 / 2.33%	\$337,195 / 4.53%	\$4,652 / 0.06%	0 / 0%	\$954 / 0.01%
S	***	\$100,650 / 1.90%	0 / 0%	\$73,142 / 1.38%	\$27,399 / 0.52%	\$109 / 0.00%	0 / 0%	0 / 0%
-TC	\$295,044	0 / 0%	0 / 0%	0 / 0%	0 / 0%	0 / 0%	0 / 0%	0 / 0%
-I	0	0 / 0%	0 / 0%	0 / 0%	0 / 0%	0 / 0%	0 / 0%	0 / 0%
	<b>\$7,159,709</b>	<b>\$1,400,591 / 24.09%</b>	<b>\$783,399 / 10.52%</b>	<b>\$246,388 / 3.70%</b>	<b>\$365,090 / 9.78%</b>	<b>\$4,760 / 0.06%</b>	<b>0 / 0%</b>	<b>\$954 / 0.01%</b>

\*\*\* DOLLARS REPORTED BUT NOT SHOWN IN THESE COLUMNS. T=TREASURY, N=NON-TREASURY, S=SUBCONTRACTOR FUNDS & PROCUREMENT CARD HUB PURCHASES, TC=TERM CONTRACT, I= INTER GOVERNMENTAL



TEXAS HISTORICALLY UNDERUTILIZED BUSINESS (HUB) SEMI-ANNUAL REPORT RECEIVED FOR FISCAL YEAR 2023

SECTION VII - STATE AGENCY EXPENDITURE DATA

FUND TYPE	TOTAL EXPENDITURE	TOTAL SPENT WITH HUBS AMOUNT / %	BLACK AMOUNT / %	HISPANIC AMOUNT / %	WOMAN AMOUNT / %	ASIAN PACIFIC AMOUNT / %	NATIVE AMERICAN AMOUNT / %	SERVICE-DISABLED VETERAN AMOUNT / %
<b>717 - TEXAS SOUTHERN UNIVERSITY - HEAVY CONSTRUCTION UNADJUSTED GOAL IS 11.2%</b>								
T	\$48,120	0 / 0%	0 / 0%	0 / 0%	0 / 0%	0 / 0%	0 / 0%	0 / 0%
N	\$64,170	0 / 0%	0 / 0%	0 / 0%	0 / 0%	0 / 0%	0 / 0%	0 / 0%
S	***	0 / 0%	0 / 0%	0 / 0%	0 / 0%	0 / 0%	0 / 0%	0 / 0%
-TC	0	0 / 0%	0 / 0%	0 / 0%	0 / 0%	0 / 0%	0 / 0%	0 / 0%
-I	0	0 / 0%	0 / 0%	0 / 0%	0 / 0%	0 / 0%	0 / 0%	0 / 0%
	<b>\$112,290</b>	<b>0 / 0%</b>	<b>0 / 0%</b>	<b>0 / 0%</b>	<b>0 / 0%</b>	<b>0 / 0%</b>	<b>0 / 0%</b>	<b>0 / 0%</b>
<b>717 - TEXAS SOUTHERN UNIVERSITY - BUILDING CONSTRUCTION UNADJUSTED GOAL IS 21.1%</b>								
T	0	0 / 0%	0 / 0%	0 / 0%	0 / 0%	0 / 0%	0 / 0%	0 / 0%
N	\$510,926	0 / 0%	0 / 0%	0 / 0%	0 / 0%	0 / 0%	0 / 0%	0 / 0%
S	***	0 / 0%	0 / 0%	0 / 0%	0 / 0%	0 / 0%	0 / 0%	0 / 0%
-TC	0	0 / 0%	0 / 0%	0 / 0%	0 / 0%	0 / 0%	0 / 0%	0 / 0%
-I	0	0 / 0%	0 / 0%	0 / 0%	0 / 0%	0 / 0%	0 / 0%	0 / 0%
	<b>\$510,926</b>	<b>0 / 0%</b>	<b>0 / 0%</b>	<b>0 / 0%</b>	<b>0 / 0%</b>	<b>0 / 0%</b>	<b>0 / 0%</b>	<b>0 / 0%</b>
<b>717 - TEXAS SOUTHERN UNIVERSITY - SPECIAL TRADE UNADJUSTED GOAL IS 32.9%</b>								
T	\$1,647,337	\$689,721 / 41.87%	\$120,879 / 7.34%	\$273,939 / 16.63%	\$259,342 / 15.74%	0 / 0%	\$35,560 / 2.16%	0 / 0%
N	\$2,389,561	\$730,570 / 30.57%	\$282,326 / 11.81%	\$269,424 / 11.28%	\$174,016 / 7.28%	0 / 0%	\$4,805 / 0.20%	0 / 0%
S	***	0 / 0%	0 / 0%	0 / 0%	0 / 0%	0 / 0%	0 / 0%	0 / 0%
-TC	0	0 / 0%	0 / 0%	0 / 0%	0 / 0%	0 / 0%	0 / 0%	0 / 0%
-I	0	0 / 0%	0 / 0%	0 / 0%	0 / 0%	0 / 0%	0 / 0%	0 / 0%
	<b>\$4,036,898</b>	<b>\$1,420,291 / 72.44%</b>	<b>\$403,205 / 19.15%</b>	<b>\$543,363 / 27.90%</b>	<b>\$433,359 / 23.03%</b>	<b>0 / 0%</b>	<b>\$40,365 / 2.36%</b>	<b>0 / 0%</b>

\*\*\* DOLLARS REPORTED BUT NOT SHOWN IN THESE COLUMNS. T=TREASURY, N=NON-TREASURY, S=SUBCONTRACTOR FUNDS & PROCUREMENT CARD HUB PURCHASES, TC=TERM CONTRACT, I= INTER GOVERNMENT



TEXAS HISTORICALLY UNDERUTILIZED BUSINESS (HUB) SEMI-ANNUAL REPORT RECEIVED FOR FISCAL YEAR 2023

SECTION VII - STATE AGENCY EXPENDITURE DATA

FUND TYPE	TOTAL EXPENDITURE	TOTAL SPENT WITH HUBS AMOUNT / %	BLACK AMOUNT / %	HISPANIC AMOUNT / %	WOMAN AMOUNT / %	ASIAN PACIFIC AMOUNT / %	NATIVE AMERICAN AMOUNT / %	SERVICE-DISABLED VETERAN AMOUNT / %
<b>717 - TEXAS SOUTHERN UNIVERSITY - PROFESSIONAL SERVICES UNADJUSTED GOAL IS 23.7%</b>								
T	\$12,999	0 / 0%	0 / 0%	0 / 0%	0 / 0%	0 / 0%	0 / 0%	0 / 0%
N	\$314,113	\$194,491 / 61.92%	\$194,491 / 61.92%	0 / 0%	0 / 0%	0 / 0%	0 / 0%	0 / 0%
S	***	0 / 0%	0 / 0%	0 / 0%	0 / 0%	0 / 0%	0 / 0%	0 / 0%
-TC	0	0 / 0%	0 / 0%	0 / 0%	0 / 0%	0 / 0%	0 / 0%	0 / 0%
-I	0	0 / 0%	0 / 0%	0 / 0%	0 / 0%	0 / 0%	0 / 0%	0 / 0%
	<b>\$327,112</b>	<b>\$194,491 / 61.92%</b>	<b>\$194,491 / 61.92%</b>	<b>0 / 0%</b>	<b>0 / 0%</b>	<b>0 / 0%</b>	<b>0 / 0%</b>	<b>0 / 0%</b>

<b>717 - TEXAS SOUTHERN UNIVERSITY - OTHER SERVICES UNADJUSTED GOAL IS 26%</b>								
T	\$277,244	\$43,284 / 15.61%	\$7,584 / 2.74%	0 / 0%	0 / 0%	\$35,700 / 12.88%	0 / 0%	0 / 0%
N	\$12,836,332	\$1,149,478 / 8.95%	\$301,805 / 2.35%	\$276,429 / 2.15%	\$543,219 / 4.23%	\$23,250 / 0.18%	0 / 0%	\$4,775 / 0.04%
S	***	\$228 / 0.00%	0 / 0%	\$228 / 0.00%	0 / 0%	0 / 0%	0 / 0%	0 / 0%
-TC	0	0 / 0%	0 / 0%	0 / 0%	0 / 0%	0 / 0%	0 / 0%	0 / 0%
-I	0	0 / 0%	0 / 0%	0 / 0%	0 / 0%	0 / 0%	0 / 0%	0 / 0%
	<b>\$13,113,576</b>	<b>\$1,192,990 / 24.57%</b>	<b>\$309,389 / 5.09%</b>	<b>\$276,657 / 2.16%</b>	<b>\$543,219 / 4.23%</b>	<b>\$58,950 / 13.06%</b>	<b>0 / 0%</b>	<b>\$4,775 / 0.04%</b>

<b>717 - TEXAS SOUTHERN UNIVERSITY - COMMODITY PURCHASING UNADJUSTED GOAL IS 21.1%</b>								
T	\$320,114	\$3,668 / 1.15%	\$1,579 / 0.49%	\$2,090 / 0.65%	0 / 0%	0 / 0%	0 / 0%	0 / 0%
N	\$13,233,827	\$4,680,740 / 35.37%	\$3,063,609 / 23.15%	\$1,110,846 / 8.39%	\$391,951 / 2.96%	\$114,334 / 0.86%	0 / 0%	0 / 0%
S	***	\$78,072 / 1.85%	0 / 0%	\$78,072 / 1.85%	0 / 0%	0 / 0%	0 / 0%	0 / 0%
-TC	0	0 / 0%	0 / 0%	0 / 0%	0 / 0%	0 / 0%	0 / 0%	0 / 0%
-I	0	0 / 0%	0 / 0%	0 / 0%	0 / 0%	0 / 0%	0 / 0%	0 / 0%
	<b>\$13,553,942</b>	<b>\$4,762,481 / 38.37%</b>	<b>\$3,065,188 / 23.64%</b>	<b>\$1,191,007 / 10.90%</b>	<b>\$391,951 / 2.96%</b>	<b>\$114,334 / 0.86%</b>	<b>0 / 0%</b>	<b>0 / 0%</b>

\*\*\* DOLLARS REPORTED BUT NOT SHOWN IN THESE COLUMNS. T=TREASURY, N=NON-TREASURY, S=SUBCONTRACTOR FUNDS & PROCUREMENT CARD HUB PURCHASES, TC=TERM CONTRACT, I= INTER GOVERNMENTAL



TEXAS HISTORICALLY UNDERUTILIZED BUSINESS (HUB) SEMI-ANNUAL REPORT RECEIVED FOR FISCAL YEAR 2023

SECTION VII - STATE AGENCY EXPENDITURE DATA

FUND TYPE	TOTAL EXPENDITURE	TOTAL SPENT WITH HUBS AMOUNT / %	BLACK AMOUNT / %	HISPANIC AMOUNT / %	WOMAN AMOUNT / %	ASIAN PACIFIC AMOUNT / %	NATIVE AMERICAN AMOUNT / %	SERVICE-DISABLED VETERAN AMOUNT / %
<b>717 - TEXAS SOUTHERN UNIVERSITY - Statewide Grand Total Expenditures</b>								
T	\$2,305,814	\$736,673 / 31.95%	\$130,042 / 5.64%	\$276,029 / 11.97%	\$259,342 / 11.25%	\$35,700 / 1.55%	\$35,560 / 1.54%	0 / 0%
N	\$29,348,929	\$6,755,280 / 23.02%	\$3,842,230 / 13.09%	\$1,656,698 / 5.64%	\$1,109,186 / 3.78%	\$137,584 / 0.47%	\$4,805 / 0.02%	\$4,775 / 0.02%
S	***	\$78,300 / 0.49%	0 / 0%	\$78,300 / 0.49%	0 / 0%	0 / 0%	0 / 0%	0 / 0%
-TC	0	0 / 0%	0 / 0%	0 / 0%	0 / 0%	0 / 0%	0 / 0%	0 / 0%
-I	0	0 / 0%	0 / 0%	0 / 0%	0 / 0%	0 / 0%	0 / 0%	0 / 0%
	<b>\$31,654,743</b>	<b>\$7,570,252 / 55.45%</b>	<b>\$3,972,273 / 18.73%</b>	<b>\$2,011,027 / 18.10%</b>	<b>\$1,368,529 / 15.03%</b>	<b>\$173,284 / 2.02%</b>	<b>\$40,365 / 1.56%</b>	<b>\$4,775 / 0.02%</b>

\*\*\* DOLLARS REPORTED BUT NOT SHOWN IN THESE COLUMNS. T=TREASURY, N=NON-TREASURY, S=SUBCONTRACTOR FUNDS & PROCUREMENT CARD HUB PURCHASES, TC=TERM CONTRACT, I= INTER GOVERNMENTAL



TEXAS HISTORICALLY UNDERUTILIZED BUSINESS (HUB) SEMI-ANNUAL REPORT RECEIVED FOR FISCAL YEAR 2023

SECTION VII - STATE AGENCY EXPENDITURE DATA

FUND TYPE	TOTAL EXPENDITURE	TOTAL SPENT WITH HUBS AMOUNT / %	BLACK AMOUNT / %	HISPANIC AMOUNT / %	WOMAN AMOUNT / %	ASIAN PACIFIC AMOUNT / %	NATIVE AMERICAN AMOUNT / %	SERVICE-DISABLED VETERAN AMOUNT / %
<b>718 - TEXAS A &amp; M UNIVERSITY AT GALVESTON - HEAVY CONSTRUCTION UNADJUSTED GOAL IS 11.2%</b>								
T	0	0 / 0%	0 / 0%	0 / 0%	0 / 0%	0 / 0%	0 / 0%	0 / 0%
N	0	0 / 0%	0 / 0%	0 / 0%	0 / 0%	0 / 0%	0 / 0%	0 / 0%
S	***	0 / 0%	0 / 0%	0 / 0%	0 / 0%	0 / 0%	0 / 0%	0 / 0%
-TC	0	0 / 0%	0 / 0%	0 / 0%	0 / 0%	0 / 0%	0 / 0%	0 / 0%
-I	0	0 / 0%	0 / 0%	0 / 0%	0 / 0%	0 / 0%	0 / 0%	0 / 0%
	<b>0</b>	<b>0 / 0%</b>	<b>0 / 0%</b>	<b>0 / 0%</b>	<b>0 / 0%</b>	<b>0 / 0%</b>	<b>0 / 0%</b>	<b>0 / 0%</b>

<b>718 - TEXAS A &amp; M UNIVERSITY AT GALVESTON - BUILDING CONSTRUCTION UNADJUSTED GOAL IS 21.1%</b>								
T	0	0 / 0%	0 / 0%	0 / 0%	0 / 0%	0 / 0%	0 / 0%	0 / 0%
N	0	0 / 0%	0 / 0%	0 / 0%	0 / 0%	0 / 0%	0 / 0%	0 / 0%
S	***	0 / 0%	0 / 0%	0 / 0%	0 / 0%	0 / 0%	0 / 0%	0 / 0%
-TC	0	0 / 0%	0 / 0%	0 / 0%	0 / 0%	0 / 0%	0 / 0%	0 / 0%
-I	0	0 / 0%	0 / 0%	0 / 0%	0 / 0%	0 / 0%	0 / 0%	0 / 0%
	<b>0</b>	<b>0 / 0%</b>	<b>0 / 0%</b>	<b>0 / 0%</b>	<b>0 / 0%</b>	<b>0 / 0%</b>	<b>0 / 0%</b>	<b>0 / 0%</b>

<b>718 - TEXAS A &amp; M UNIVERSITY AT GALVESTON - SPECIAL TRADE UNADJUSTED GOAL IS 32.9%</b>								
T	0	0 / 0%	0 / 0%	0 / 0%	0 / 0%	0 / 0%	0 / 0%	0 / 0%
N	\$1,084,309	0 / 0%	0 / 0%	0 / 0%	0 / 0%	0 / 0%	0 / 0%	0 / 0%
S	***	\$111,616 / 12.62%	\$16,589 / 1.88%	\$83,928 / 9.49%	\$535 / 0.06%	\$10,563 / 1.19%	0 / 0%	0 / 0%
-TC	0	0 / 0%	0 / 0%	0 / 0%	0 / 0%	0 / 0%	0 / 0%	0 / 0%
-I	0	0 / 0%	0 / 0%	0 / 0%	0 / 0%	0 / 0%	0 / 0%	0 / 0%
	<b>\$1,084,309</b>	<b>\$111,616 / 12.62%</b>	<b>\$16,589 / 1.88%</b>	<b>\$83,928 / 9.49%</b>	<b>\$535 / 0.06%</b>	<b>\$10,563 / 1.19%</b>	<b>0 / 0%</b>	<b>0 / 0%</b>

\*\*\* DOLLARS REPORTED BUT NOT SHOWN IN THESE COLUMNS. T=TREASURY, N=NON-TREASURY, S=SUBCONTRACTOR FUNDS & PROCUREMENT CARD HUB PURCHASES, TC=TERM CONTRACT, I= INTER GOVERNMENT





TEXAS HISTORICALLY UNDERUTILIZED BUSINESS (HUB) SEMI-ANNUAL REPORT RECEIVED FOR FISCAL YEAR 2023

SECTION VII - STATE AGENCY EXPENDITURE DATA

FUND TYPE	TOTAL EXPENDITURE	TOTAL SPENT WITH HUBS AMOUNT / %	BLACK AMOUNT / %	HISPANIC AMOUNT / %	WOMAN AMOUNT / %	ASIAN PACIFIC AMOUNT / %	NATIVE AMERICAN AMOUNT / %	SERVICE-DISABLED VETERAN AMOUNT / %
-----------	-------------------	----------------------------------	------------------	---------------------	------------------	--------------------------	----------------------------	-------------------------------------

718 - TEXAS A & M UNIVERSITY AT GALVESTON - PROFESSIONAL SERVICES UNADJUSTED GOAL IS 23.7%

T	0	0 / 0%	0 / 0%	0 / 0%	0 / 0%	0 / 0%	0 / 0%	0 / 0%
N	\$1,984	0 / 0%	0 / 0%	0 / 0%	0 / 0%	0 / 0%	0 / 0%	0 / 0%
S	***	0 / 0%	0 / 0%	0 / 0%	0 / 0%	0 / 0%	0 / 0%	0 / 0%
-TC	0	0 / 0%	0 / 0%	0 / 0%	0 / 0%	0 / 0%	0 / 0%	0 / 0%
-I	0	0 / 0%	0 / 0%	0 / 0%	0 / 0%	0 / 0%	0 / 0%	0 / 0%
	<b>\$1,984</b>	<b>0 / 0%</b>	<b>0 / 0%</b>	<b>0 / 0%</b>	<b>0 / 0%</b>	<b>0 / 0%</b>	<b>0 / 0%</b>	<b>0 / 0%</b>

718 - TEXAS A & M UNIVERSITY AT GALVESTON - OTHER SERVICES UNADJUSTED GOAL IS 26%

T	0	0 / 0%	0 / 0%	0 / 0%	0 / 0%	0 / 0%	0 / 0%	0 / 0%
N	\$4,724,726	\$384,249 / 8.13%	0 / 0%	\$28 / 0.00%	\$384,221 / 8.13%	0 / 0%	0 / 0%	0 / 0%
S	***	\$543,803 / 13.79%	0 / 0%	\$211,631 / 5.37%	0 / 0%	0 / 0%	\$332,172 / 8.42%	0 / 0%
-TC	0	0 / 0%	0 / 0%	0 / 0%	0 / 0%	0 / 0%	0 / 0%	0 / 0%
-I	0	0 / 0%	0 / 0%	0 / 0%	0 / 0%	0 / 0%	0 / 0%	0 / 0%
	<b>\$4,724,726</b>	<b>\$928,052 / 21.92%</b>	<b>0 / 0%</b>	<b>\$211,659 / 5.37%</b>	<b>\$384,221 / 8.13%</b>	<b>0 / 0%</b>	<b>\$332,172 / 8.42%</b>	<b>0 / 0%</b>

718 - TEXAS A & M UNIVERSITY AT GALVESTON - COMMODITY PURCHASING UNADJUSTED GOAL IS 21.1%

T	-\$1,382	0 / 0%	0 / 0%	0 / 0%	0 / 0%	0 / 0%	0 / 0%	0 / 0%
N	\$2,167,711	\$281,052 / 12.97%	\$160,610 / 7.41%	\$42,814 / 1.98%	\$68,805 / 3.17%	\$8,823 / 0.41%	0 / 0%	0 / 0%
S	***	\$15,042 / 1.91%	0 / 0%	\$6,158 / 0.78%	\$8,884 / 1.13%	0 / 0%	0 / 0%	0 / 0%
-TC	0	0 / 0%	0 / 0%	0 / 0%	0 / 0%	0 / 0%	0 / 0%	0 / 0%
-I	0	0 / 0%	0 / 0%	0 / 0%	0 / 0%	0 / 0%	0 / 0%	0 / 0%
	<b>\$2,166,329</b>	<b>\$296,094 / 14.87%</b>	<b>\$160,610 / 7.41%</b>	<b>\$48,971 / 2.76%</b>	<b>\$77,689 / 4.30%</b>	<b>\$8,823 / 0.41%</b>	<b>0 / 0%</b>	<b>0 / 0%</b>

\*\*\* DOLLARS REPORTED BUT NOT SHOWN IN THESE COLUMNS. T=TREASURY, N=NON-TREASURY, S=SUBCONTRACTOR FUNDS & PROCUREMENT CARD HUB PURCHASES, TC=TERM CONTRACT, I= INTER GOVERNMENT



TEXAS HISTORICALLY UNDERUTILIZED BUSINESS (HUB) SEMI-ANNUAL REPORT RECEIVED FOR FISCAL YEAR 2023

SECTION VII - STATE AGENCY EXPENDITURE DATA

FUND TYPE	TOTAL EXPENDITURE	TOTAL SPENT WITH HUBS AMOUNT / %	BLACK AMOUNT / %	HISPANIC AMOUNT / %	WOMAN AMOUNT / %	ASIAN PACIFIC AMOUNT / %	NATIVE AMERICAN AMOUNT / %	SERVICE-DISABLED VETERAN AMOUNT / %
<b>718 - TEXAS A &amp; M UNIVERSITY AT GALVESTON - Statewide Grand Total Expenditures</b>								
T	\$-1,382	0 / 0%	0 / 0%	0 / 0%	0 / 0%	0 / 0%	0 / 0%	0 / 0%
N	\$7,978,730	\$665,301 / 8.34%	\$160,610 / 2.01%	\$42,842 / 0.54%	\$453,026 / 5.68%	\$8,823 / 0.11%	0 / 0%	0 / 0%
S	***	\$670,460 / 11.94%	\$16,589 / 0.30%	\$301,717 / 5.37%	\$9,419 / 0.17%	\$10,563 / 0.19%	\$332,172 / 5.91%	0 / 0%
-TC	0	0 / 0%	0 / 0%	0 / 0%	0 / 0%	0 / 0%	0 / 0%	0 / 0%
-I	0	0 / 0%	0 / 0%	0 / 0%	0 / 0%	0 / 0%	0 / 0%	0 / 0%
	<b>\$7,977,348</b>	<b>\$1,335,761 / 20.28%</b>	<b>\$177,199 / 2.31%</b>	<b>\$344,559 / 5.91%</b>	<b>\$462,445 / 5.85%</b>	<b>\$19,387 / 0.30%</b>	<b>\$332,172 / 5.91%</b>	<b>0 / 0%</b>

\*\*\* DOLLARS REPORTED BUT NOT SHOWN IN THESE COLUMNS. T=TREASURY, N=NON-TREASURY, S=SUBCONTRACTOR FUNDS & PROCUREMENT CARD HUB PURCHASES, TC=TERM CONTRACT, I= INTER GOVERNMENTAL



TEXAS HISTORICALLY UNDERUTILIZED BUSINESS (HUB) SEMI-ANNUAL REPORT RECEIVED FOR FISCAL YEAR 2023

SECTION VII - STATE AGENCY EXPENDITURE DATA

FUND TYPE	TOTAL EXPENDITURE	TOTAL SPENT WITH HUBS AMOUNT / %	BLACK AMOUNT / %	HISPANIC AMOUNT / %	WOMAN AMOUNT / %	ASIAN PACIFIC AMOUNT / %	NATIVE AMERICAN AMOUNT / %	SERVICE-DISABLED VETERAN AMOUNT / %
<b>719 - TEXAS STATE TECHNICAL COLLEGE - HEAVY CONSTRUCTION UNADJUSTED GOAL IS 11.2%</b>								
T	0	0 / 0%	0 / 0%	0 / 0%	0 / 0%	0 / 0%	0 / 0%	0 / 0%
N	0	0 / 0%	0 / 0%	0 / 0%	0 / 0%	0 / 0%	0 / 0%	0 / 0%
S	***	0 / 0%	0 / 0%	0 / 0%	0 / 0%	0 / 0%	0 / 0%	0 / 0%
-TC	0	0 / 0%	0 / 0%	0 / 0%	0 / 0%	0 / 0%	0 / 0%	0 / 0%
-I	0	0 / 0%	0 / 0%	0 / 0%	0 / 0%	0 / 0%	0 / 0%	0 / 0%
	<b>0</b>	<b>0 / 0%</b>	<b>0 / 0%</b>	<b>0 / 0%</b>	<b>0 / 0%</b>	<b>0 / 0%</b>	<b>0 / 0%</b>	<b>0 / 0%</b>

<b>719 - TEXAS STATE TECHNICAL COLLEGE - BUILDING CONSTRUCTION UNADJUSTED GOAL IS 21.1%</b>								
T	\$3,595,979	0 / 0%	0 / 0%	0 / 0%	0 / 0%	0 / 0%	0 / 0%	0 / 0%
N	0	0 / 0%	0 / 0%	0 / 0%	0 / 0%	0 / 0%	0 / 0%	0 / 0%
S	***	0 / 0%	0 / 0%	0 / 0%	0 / 0%	0 / 0%	0 / 0%	0 / 0%
-TC	0	0 / 0%	0 / 0%	0 / 0%	0 / 0%	0 / 0%	0 / 0%	0 / 0%
-I	0	0 / 0%	0 / 0%	0 / 0%	0 / 0%	0 / 0%	0 / 0%	0 / 0%
	<b>\$3,595,979</b>	<b>0 / 0%</b>	<b>0 / 0%</b>	<b>0 / 0%</b>	<b>0 / 0%</b>	<b>0 / 0%</b>	<b>0 / 0%</b>	<b>0 / 0%</b>

<b>719 - TEXAS STATE TECHNICAL COLLEGE - SPECIAL TRADE UNADJUSTED GOAL IS 32.9%</b>								
T	\$198,023	\$4,125 / 2.08%	0 / 0%	0 / 0%	\$4,125 / 2.08%	0 / 0%	0 / 0%	0 / 0%
N	\$308,798	\$82,495 / 26.71%	0 / 0%	\$62,210 / 20.15%	\$20,285 / 6.57%	0 / 0%	0 / 0%	0 / 0%
S	***	0 / 0%	0 / 0%	0 / 0%	0 / 0%	0 / 0%	0 / 0%	0 / 0%
-TC	0	0 / 0%	0 / 0%	0 / 0%	0 / 0%	0 / 0%	0 / 0%	0 / 0%
-I	0	0 / 0%	0 / 0%	0 / 0%	0 / 0%	0 / 0%	0 / 0%	0 / 0%
	<b>\$506,820</b>	<b>\$86,620 / 28.80%</b>	<b>0 / 0%</b>	<b>\$62,210 / 20.15%</b>	<b>\$24,410 / 8.65%</b>	<b>0 / 0%</b>	<b>0 / 0%</b>	<b>0 / 0%</b>

\*\*\* DOLLARS REPORTED BUT NOT SHOWN IN THESE COLUMNS. T=TREASURY, N=NON-TREASURY, S=SUBCONTRACTOR FUNDS & PROCUREMENT CARD HUB PURCHASES, TC=TERM CONTRACT, I= INTER GOVERNMENTAL



TEXAS HISTORICALLY UNDERUTILIZED BUSINESS (HUB) SEMI-ANNUAL REPORT RECEIVED FOR FISCAL YEAR 2023

SECTION VII - STATE AGENCY EXPENDITURE DATA

FUND TYPE	TOTAL EXPENDITURE	TOTAL SPENT WITH HUBS AMOUNT / %	BLACK AMOUNT / %	HISPANIC AMOUNT / %	WOMAN AMOUNT / %	ASIAN PACIFIC AMOUNT / %	NATIVE AMERICAN AMOUNT / %	SERVICE-DISABLED VETERAN AMOUNT / %
-----------	-------------------	----------------------------------	------------------	---------------------	------------------	--------------------------	----------------------------	-------------------------------------

719 - TEXAS STATE TECHNICAL COLLEGE - PROFESSIONAL SERVICES UNADJUSTED GOAL IS 23.7%

T	0	0 / 0%	0 / 0%	0 / 0%	0 / 0%	0 / 0%	0 / 0%	0 / 0%
N	\$1,779	0 / 0%	0 / 0%	0 / 0%	0 / 0%	0 / 0%	0 / 0%	0 / 0%
S	***	0 / 0%	0 / 0%	0 / 0%	0 / 0%	0 / 0%	0 / 0%	0 / 0%
-TC	0	0 / 0%	0 / 0%	0 / 0%	0 / 0%	0 / 0%	0 / 0%	0 / 0%
-I	0	0 / 0%	0 / 0%	0 / 0%	0 / 0%	0 / 0%	0 / 0%	0 / 0%
	<b>\$1,779</b>	<b>0 / 0%</b>	<b>0 / 0%</b>	<b>0 / 0%</b>	<b>0 / 0%</b>	<b>0 / 0%</b>	<b>0 / 0%</b>	<b>0 / 0%</b>

719 - TEXAS STATE TECHNICAL COLLEGE - OTHER SERVICES UNADJUSTED GOAL IS 26%

T	\$611,534	\$417,552 / 68.28%	0 / 0%	0 / 0%	\$417,552 / 68.28%	0 / 0%	0 / 0%	0 / 0%
N	\$862,196	\$31,770 / 3.68%	0 / 0%	0 / 0%	\$31,770 / 3.68%	0 / 0%	0 / 0%	0 / 0%
S	***	\$27,284 / 14.64%	0 / 0%	0 / 0%	\$27,284 / 14.64%	0 / 0%	0 / 0%	0 / 0%
-TC	0	0 / 0%	0 / 0%	0 / 0%	0 / 0%	0 / 0%	0 / 0%	0 / 0%
-I	0	0 / 0%	0 / 0%	0 / 0%	0 / 0%	0 / 0%	0 / 0%	0 / 0%
	<b>\$1,473,730</b>	<b>\$476,606 / 86.61%</b>	<b>0 / 0%</b>	<b>0 / 0%</b>	<b>\$476,606 / 86.61%</b>	<b>0 / 0%</b>	<b>0 / 0%</b>	<b>0 / 0%</b>

719 - TEXAS STATE TECHNICAL COLLEGE - COMMODITY PURCHASING UNADJUSTED GOAL IS 21.1%

T	\$1,153,264	\$553 / 0.05%	\$553 / 0.05%	0 / 0%	0 / 0%	0 / 0%	0 / 0%	0 / 0%
N	\$1,785,104	\$62,868 / 3.52%	\$22,099 / 1.24%	\$24,602 / 1.38%	\$15,895 / 0.89%	\$272 / 0.02%	0 / 0%	0 / 0%
S	***	0 / 0%	0 / 0%	0 / 0%	0 / 0%	0 / 0%	0 / 0%	0 / 0%
-TC	0	0 / 0%	0 / 0%	0 / 0%	0 / 0%	0 / 0%	0 / 0%	0 / 0%
-I	0	0 / 0%	0 / 0%	0 / 0%	0 / 0%	0 / 0%	0 / 0%	0 / 0%
	<b>\$2,938,368</b>	<b>\$63,421 / 3.57%</b>	<b>\$22,652 / 1.29%</b>	<b>\$24,602 / 1.38%</b>	<b>\$15,895 / 0.89%</b>	<b>\$272 / 0.02%</b>	<b>0 / 0%</b>	<b>0 / 0%</b>

\*\*\* DOLLARS REPORTED BUT NOT SHOWN IN THESE COLUMNS. T=TREASURY, N=NON-TREASURY, S=SUBCONTRACTOR FUNDS & PROCUREMENT CARD HUB PURCHASES, TC=TERM CONTRACT, I= INTER GOVERNMENT



TEXAS HISTORICALLY UNDERUTILIZED BUSINESS (HUB) SEMI-ANNUAL REPORT RECEIVED FOR FISCAL YEAR 2023

SECTION VII - STATE AGENCY EXPENDITURE DATA

FUND TYPE	TOTAL EXPENDITURE	TOTAL SPENT WITH HUBS AMOUNT / %	BLACK AMOUNT / %	HISPANIC AMOUNT / %	WOMAN AMOUNT / %	ASIAN PACIFIC AMOUNT / %	NATIVE AMERICAN AMOUNT / %	SERVICE-DISABLED VETERAN AMOUNT / %
<b>719 - TEXAS STATE TECHNICAL COLLEGE - Statewide Grand Total Expenditures</b>								
T	\$5,558,800	\$422,231 / 7.60%	\$553 / 0.01%	0 / 0%	\$421,677 / 7.59%	0 / 0%	0 / 0%	0 / 0%
N	\$2,957,876	\$177,133 / 5.99%	\$22,099 / 0.75%	\$86,812 / 2.93%	\$67,949 / 2.30%	\$272 / 0.01%	0 / 0%	0 / 0%
S	***	\$27,284 / 14.64%	0 / 0%	0 / 0%	\$27,284 / 14.64%	0 / 0%	0 / 0%	0 / 0%
-TC	0	0 / 0%	0 / 0%	0 / 0%	0 / 0%	0 / 0%	0 / 0%	0 / 0%
-I	0	0 / 0%	0 / 0%	0 / 0%	0 / 0%	0 / 0%	0 / 0%	0 / 0%
	<b>\$8,516,676</b>	<b>\$626,647 / 28.23%</b>	<b>\$22,652 / 0.76%</b>	<b>\$86,812 / 2.93%</b>	<b>\$516,910 / 24.53%</b>	<b>\$272 / 0.01%</b>	<b>0 / 0%</b>	<b>0 / 0%</b>

\*\*\* DOLLARS REPORTED BUT NOT SHOWN IN THESE COLUMNS. T=TREASURY, N=NON-TREASURY, S=SUBCONTRACTOR FUNDS & PROCUREMENT CARD HUB PURCHASES, TC=TERM CONTRACT, I= INTER GOVERNMENTAL



TEXAS HISTORICALLY UNDERUTILIZED BUSINESS (HUB) SEMI-ANNUAL REPORT RECEIVED FOR FISCAL YEAR 2023

SECTION VII - STATE AGENCY EXPENDITURE DATA

FUND TYPE	TOTAL EXPENDITURE	TOTAL SPENT WITH HUBS AMOUNT / %	BLACK AMOUNT / %	HISPANIC AMOUNT / %	WOMAN AMOUNT / %	ASIAN PACIFIC AMOUNT / %	NATIVE AMERICAN AMOUNT / %	SERVICE-DISABLED VETERAN AMOUNT / %
-----------	-------------------	----------------------------------	------------------	---------------------	------------------	--------------------------	----------------------------	-------------------------------------

720 - UNIVERSITY OF TEXAS SYSTEM - HEAVY CONSTRUCTION UNADJUSTED GOAL IS 11.2%

T	0	0 / 0%	0 / 0%	0 / 0%	0 / 0%	0 / 0%	0 / 0%	0 / 0%
N	0	0 / 0%	0 / 0%	0 / 0%	0 / 0%	0 / 0%	0 / 0%	0 / 0%
S	***	0 / 0%	0 / 0%	0 / 0%	0 / 0%	0 / 0%	0 / 0%	0 / 0%
-TC	0	0 / 0%	0 / 0%	0 / 0%	0 / 0%	0 / 0%	0 / 0%	0 / 0%
-I	0	0 / 0%	0 / 0%	0 / 0%	0 / 0%	0 / 0%	0 / 0%	0 / 0%
	<b>0</b>	<b>0 / 0%</b>	<b>0 / 0%</b>	<b>0 / 0%</b>	<b>0 / 0%</b>	<b>0 / 0%</b>	<b>0 / 0%</b>	<b>0 / 0%</b>

720 - UNIVERSITY OF TEXAS SYSTEM - BUILDING CONSTRUCTION UNADJUSTED GOAL IS 21.1%

T	0	0 / 0%	0 / 0%	0 / 0%	0 / 0%	0 / 0%	0 / 0%	0 / 0%
N	\$12,691,793	0 / 0%	0 / 0%	0 / 0%	0 / 0%	0 / 0%	0 / 0%	0 / 0%
S	***	\$175,070 / 1.38%	\$46,340 / 0.37%	\$125,736 / 0.99%	0 / 0%	\$2,850 / 0.02%	0 / 0%	\$144 / 0.00%
-TC	0	0 / 0%	0 / 0%	0 / 0%	0 / 0%	0 / 0%	0 / 0%	0 / 0%
-I	0	0 / 0%	0 / 0%	0 / 0%	0 / 0%	0 / 0%	0 / 0%	0 / 0%
	<b>\$12,691,793</b>	<b>\$175,070 / 1.38%</b>	<b>\$46,340 / 0.37%</b>	<b>\$125,736 / 0.99%</b>	<b>0 / 0%</b>	<b>\$2,850 / 0.02%</b>	<b>0 / 0%</b>	<b>\$144 / 0.00%</b>

720 - UNIVERSITY OF TEXAS SYSTEM - SPECIAL TRADE UNADJUSTED GOAL IS 32.9%

T	0	0 / 0%	0 / 0%	0 / 0%	0 / 0%	0 / 0%	0 / 0%	0 / 0%
N	\$239,515	\$68,540 / 28.62%	0 / 0%	\$2,306 / 0.96%	\$66,234 / 27.65%	0 / 0%	0 / 0%	0 / 0%
S	***	0 / 0%	0 / 0%	0 / 0%	0 / 0%	0 / 0%	0 / 0%	0 / 0%
-TC	0	0 / 0%	0 / 0%	0 / 0%	0 / 0%	0 / 0%	0 / 0%	0 / 0%
-I	0	0 / 0%	0 / 0%	0 / 0%	0 / 0%	0 / 0%	0 / 0%	0 / 0%
	<b>\$239,515</b>	<b>\$68,540 / 28.62%</b>	<b>0 / 0%</b>	<b>\$2,306 / 0.96%</b>	<b>\$66,234 / 27.65%</b>	<b>0 / 0%</b>	<b>0 / 0%</b>	<b>0 / 0%</b>

\*\*\* DOLLARS REPORTED BUT NOT SHOWN IN THESE COLUMNS. T=TREASURY, N=NON-TREASURY, S=SUBCONTRACTOR FUNDS & PROCUREMENT CARD HUB PURCHASES, TC=TERM CONTRACT, I= INTER GOVERNMENTAL



TEXAS HISTORICALLY UNDERUTILIZED BUSINESS (HUB) SEMI-ANNUAL REPORT RECEIVED FOR FISCAL YEAR 2023

SECTION VII - STATE AGENCY EXPENDITURE DATA

FUND TYPE	TOTAL EXPENDITURE	TOTAL SPENT WITH HUBS AMOUNT / %	BLACK AMOUNT / %	HISPANIC AMOUNT / %	WOMAN AMOUNT / %	ASIAN PACIFIC AMOUNT / %	NATIVE AMERICAN AMOUNT / %	SERVICE-DISABLED VETERAN AMOUNT / %
<b>720 - UNIVERSITY OF TEXAS SYSTEM - PROFESSIONAL SERVICES UNADJUSTED GOAL IS 23.7%</b>								
T	0	0 / 0%	0 / 0%	0 / 0%	0 / 0%	0 / 0%	0 / 0%	0 / 0%
N	\$10,858,656	\$605,467 / 5.58%	\$555,750 / 5.12%	\$29,925 / 0.28%	0 / 0%	\$19,792 / 0.18%	0 / 0%	0 / 0%
S	***	\$1,957,231 / 26.59%	\$132,000 / 1.79%	\$600,834 / 8.16%	\$726,302 / 9.87%	\$498,096 / 6.77%	0 / 0%	0 / 0%
-TC	0	0 / 0%	0 / 0%	0 / 0%	0 / 0%	0 / 0%	0 / 0%	0 / 0%
-I	0	0 / 0%	0 / 0%	0 / 0%	0 / 0%	0 / 0%	0 / 0%	0 / 0%
	<b>\$10,858,656</b>	<b>\$2,562,698 / 32.16%</b>	<b>\$687,750 / 6.91%</b>	<b>\$630,759 / 8.44%</b>	<b>\$726,302 / 9.87%</b>	<b>\$517,888 / 6.95%</b>	<b>0 / 0%</b>	<b>0 / 0%</b>

<b>720 - UNIVERSITY OF TEXAS SYSTEM - OTHER SERVICES UNADJUSTED GOAL IS 26%</b>								
T	0	0 / 0%	0 / 0%	0 / 0%	0 / 0%	0 / 0%	0 / 0%	0 / 0%
N	\$20,822,161	\$937,824 / 4.50%	\$37,754 / 0.18%	\$595,671 / 2.86%	\$5,266 / 0.03%	\$291,232 / 1.40%	0 / 0%	\$7,901 / 0.04%
S	***	\$3,157 / 0.05%	0 / 0%	\$577 / 0.01%	\$180 / 0.00%	\$2,400 / 0.04%	0 / 0%	0 / 0%
-TC	0	0 / 0%	0 / 0%	0 / 0%	0 / 0%	0 / 0%	0 / 0%	0 / 0%
-I	0	0 / 0%	0 / 0%	0 / 0%	0 / 0%	0 / 0%	0 / 0%	0 / 0%
	<b>\$20,822,161</b>	<b>\$940,981 / 4.56%</b>	<b>\$37,754 / 0.18%</b>	<b>\$596,248 / 2.87%</b>	<b>\$5,446 / 0.03%</b>	<b>\$293,632 / 1.44%</b>	<b>0 / 0%</b>	<b>\$7,901 / 0.04%</b>

<b>720 - UNIVERSITY OF TEXAS SYSTEM - COMMODITY PURCHASING UNADJUSTED GOAL IS 21.1%</b>								
T	0	0 / 0%	0 / 0%	0 / 0%	0 / 0%	0 / 0%	0 / 0%	0 / 0%
N	\$7,586,945	\$1,146,515 / 15.11%	\$960,993 / 12.67%	\$76,858 / 1.01%	\$8,059 / 0.11%	\$100,604 / 1.33%	0 / 0%	0 / 0%
S	***	\$13,556 / 0.21%	0 / 0%	\$2,921 / 0.04%	\$4,306 / 0.07%	\$6,329 / 0.10%	0 / 0%	0 / 0%
-TC	0	0 / 0%	0 / 0%	0 / 0%	0 / 0%	0 / 0%	0 / 0%	0 / 0%
-I	0	0 / 0%	0 / 0%	0 / 0%	0 / 0%	0 / 0%	0 / 0%	0 / 0%
	<b>\$7,586,945</b>	<b>\$1,160,070 / 15.32%</b>	<b>\$960,993 / 12.67%</b>	<b>\$79,780 / 1.06%</b>	<b>\$12,365 / 0.17%</b>	<b>\$106,932 / 1.42%</b>	<b>0 / 0%</b>	<b>0 / 0%</b>

\*\*\* DOLLARS REPORTED BUT NOT SHOWN IN THESE COLUMNS. T=TREASURY, N=NON-TREASURY, S=SUBCONTRACTOR FUNDS & PROCUREMENT CARD HUB PURCHASES, TC=TERM CONTRACT, I= INTER GOVERNMENTAL



TEXAS HISTORICALLY UNDERUTILIZED BUSINESS (HUB) SEMI-ANNUAL REPORT RECEIVED FOR FISCAL YEAR 2023

SECTION VII - STATE AGENCY EXPENDITURE DATA

FUND TYPE	TOTAL EXPENDITURE	TOTAL SPENT WITH HUBS AMOUNT / %	BLACK AMOUNT / %	HISPANIC AMOUNT / %	WOMAN AMOUNT / %	ASIAN PACIFIC AMOUNT / %	NATIVE AMERICAN AMOUNT / %	SERVICE-DISABLED VETERAN AMOUNT / %
<b>720 - UNIVERSITY OF TEXAS SYSTEM - Statewide Grand Total Expenditures</b>								
T	0	0 / 0%	0 / 0%	0 / 0%	0 / 0%	0 / 0%	0 / 0%	0 / 0%
N	\$52,199,070	\$2,758,346 / 5.28%	\$1,554,497 / 2.98%	\$704,761 / 1.35%	\$79,559 / 0.15%	\$411,628 / 0.79%	0 / 0%	\$7,901 / 0.02%
S	***	\$2,149,014 / 6.55%	\$178,340 / 0.54%	\$730,068 / 2.22%	\$730,787 / 2.23%	\$509,674 / 1.55%	0 / 0%	\$144 / 0.00%
-TC	0	0 / 0%	0 / 0%	0 / 0%	0 / 0%	0 / 0%	0 / 0%	0 / 0%
-I	0	0 / 0%	0 / 0%	0 / 0%	0 / 0%	0 / 0%	0 / 0%	0 / 0%
	<b>\$52,199,070</b>	<b>\$4,907,360 / 11.83%</b>	<b>\$1,732,837 / 3.52%</b>	<b>\$1,434,829 / 3.57%</b>	<b>\$810,347 / 2.38%</b>	<b>\$921,302 / 2.34%</b>	<b>0 / 0%</b>	<b>\$8,045 / 0.02%</b>

\*\*\* DOLLARS REPORTED BUT NOT SHOWN IN THESE COLUMNS. T=TREASURY, N=NON-TREASURY, S=SUBCONTRACTOR FUNDS & PROCUREMENT CARD HUB PURCHASES, TC=TERM CONTRACT, I= INTER GOVERNMENTAL





TEXAS HISTORICALLY UNDERUTILIZED BUSINESS (HUB) SEMI-ANNUAL REPORT RECEIVED FOR FISCAL YEAR 2023

SECTION VII - STATE AGENCY EXPENDITURE DATA

FUND TYPE	TOTAL EXPENDITURE	TOTAL SPENT WITH HUBS AMOUNT / %	BLACK AMOUNT / %	HISPANIC AMOUNT / %	WOMAN AMOUNT / %	ASIAN PACIFIC AMOUNT / %	NATIVE AMERICAN AMOUNT / %	SERVICE-DISABLED VETERAN AMOUNT / %
-----------	-------------------	----------------------------------	------------------	---------------------	------------------	--------------------------	----------------------------	-------------------------------------

721 - UNIVERSITY OF TEXAS AT AUSTIN - HEAVY CONSTRUCTION UNADJUSTED GOAL IS 11.2%

T	0	0 / 0%	0 / 0%	0 / 0%	0 / 0%	0 / 0%	0 / 0%	0 / 0%
N	0	0 / 0%	0 / 0%	0 / 0%	0 / 0%	0 / 0%	0 / 0%	0 / 0%
S	***	0 / 0%	0 / 0%	0 / 0%	0 / 0%	0 / 0%	0 / 0%	0 / 0%
-TC	0	0 / 0%	0 / 0%	0 / 0%	0 / 0%	0 / 0%	0 / 0%	0 / 0%
-I	0	0 / 0%	0 / 0%	0 / 0%	0 / 0%	0 / 0%	0 / 0%	0 / 0%
	<b>0</b>	<b>0 / 0%</b>	<b>0 / 0%</b>	<b>0 / 0%</b>	<b>0 / 0%</b>	<b>0 / 0%</b>	<b>0 / 0%</b>	<b>0 / 0%</b>

721 - UNIVERSITY OF TEXAS AT AUSTIN - BUILDING CONSTRUCTION UNADJUSTED GOAL IS 21.1%

T	0	0 / 0%	0 / 0%	0 / 0%	0 / 0%	0 / 0%	0 / 0%	0 / 0%
N	\$17,669,297	\$304,407 / 1.72%	0 / 0%	\$178,255 / 1.01%	\$126,153 / 0.71%	0 / 0%	0 / 0%	0 / 0%
S	***	\$2,118,162 / 11.99%	0 / 0%	\$655,119 / 3.71%	\$1,009,406 / 5.71%	\$314,408 / 1.78%	\$139,229 / 0.79%	0 / 0%
-TC	0	0 / 0%	0 / 0%	0 / 0%	0 / 0%	0 / 0%	0 / 0%	0 / 0%
-I	0	0 / 0%	0 / 0%	0 / 0%	0 / 0%	0 / 0%	0 / 0%	0 / 0%
	<b>\$17,669,297</b>	<b>\$2,422,569 / 13.71%</b>	<b>0 / 0%</b>	<b>\$833,373 / 4.72%</b>	<b>\$1,135,558 / 6.43%</b>	<b>\$314,408 / 1.78%</b>	<b>\$139,229 / 0.79%</b>	<b>0 / 0%</b>

721 - UNIVERSITY OF TEXAS AT AUSTIN - SPECIAL TRADE UNADJUSTED GOAL IS 32.9%

T	0	0 / 0%	0 / 0%	0 / 0%	0 / 0%	0 / 0%	0 / 0%	0 / 0%
N	\$69,374,134	\$15,947,626 / 22.99%	0 / 0%	\$11,347,844 / 16.36%	\$2,501,374 / 3.61%	\$2,096,110 / 3.02%	0 / 0%	\$2,299 / 0.00%
S	***	\$1,178,022 / 1.70%	0 / 0%	\$792,126 / 1.14%	\$216,050 / 0.31%	\$72,686 / 0.10%	0 / 0%	\$97,159 / 0.14%
-TC	0	0 / 0%	0 / 0%	0 / 0%	0 / 0%	0 / 0%	0 / 0%	0 / 0%
-I	0	0 / 0%	0 / 0%	0 / 0%	0 / 0%	0 / 0%	0 / 0%	0 / 0%
	<b>\$69,374,134</b>	<b>\$17,125,648 / 24.69%</b>	<b>0 / 0%</b>	<b>\$12,139,971 / 17.50%</b>	<b>\$2,717,423 / 3.92%</b>	<b>\$2,168,796 / 3.13%</b>	<b>0 / 0%</b>	<b>\$99,458 / 0.14%</b>

\*\*\* DOLLARS REPORTED BUT NOT SHOWN IN THESE COLUMNS. T=TREASURY, N=NON-TREASURY, S=SUBCONTRACTOR FUNDS & PROCUREMENT CARD HUB PURCHASES, TC=TERM CONTRACT, I= INTER GOVERNMENTAL



TEXAS HISTORICALLY UNDERUTILIZED BUSINESS (HUB) SEMI-ANNUAL REPORT RECEIVED FOR FISCAL YEAR 2023

SECTION VII - STATE AGENCY EXPENDITURE DATA

FUND TYPE	TOTAL EXPENDITURE	TOTAL SPENT WITH HUBS AMOUNT / %	BLACK AMOUNT / %	HISPANIC AMOUNT / %	WOMAN AMOUNT / %	ASIAN PACIFIC AMOUNT / %	NATIVE AMERICAN AMOUNT / %	SERVICE-DISABLED VETERAN AMOUNT / %
<b>721 - UNIVERSITY OF TEXAS AT AUSTIN - PROFESSIONAL SERVICES UNADJUSTED GOAL IS 23.7%</b>								
T	0	0 / 0%	0 / 0%	0 / 0%	0 / 0%	0 / 0%	0 / 0%	0 / 0%
N	\$2,237,684	\$374,018 / 16.71%	0 / 0%	\$118,085 / 5.28%	\$136,540 / 6.10%	\$119,393 / 5.34%	0 / 0%	0 / 0%
S	***	\$211,800 / 12.70%	\$17,915 / 1.07%	\$101,725 / 6.10%	\$81,569 / 4.89%	\$6,892 / 0.41%	\$3,700 / 0.22%	0 / 0%
-TC	0	0 / 0%	0 / 0%	0 / 0%	0 / 0%	0 / 0%	0 / 0%	0 / 0%
-I	0	0 / 0%	0 / 0%	0 / 0%	0 / 0%	0 / 0%	0 / 0%	0 / 0%
	<b>\$2,237,684</b>	<b>\$585,818 / 29.41%</b>	<b>\$17,915 / 1.07%</b>	<b>\$219,810 / 11.38%</b>	<b>\$218,108 / 10.99%</b>	<b>\$126,284 / 5.75%</b>	<b>\$3,700 / 0.22%</b>	<b>0 / 0%</b>
<b>721 - UNIVERSITY OF TEXAS AT AUSTIN - OTHER SERVICES UNADJUSTED GOAL IS 26%</b>								
T	\$-8,769,094	0 / 0%	0 / 0%	0 / 0%	0 / 0%	0 / 0%	0 / 0%	0 / 0%
N	\$153,866,761	\$7,008,582 / 4.55%	-\$44,423 / -0.03%	\$2,481,666 / 1.61%	\$4,108,138 / 2.67%	\$452,187 / 0.29%	\$6,767 / 0.00%	\$4,248 / 0.00%
S	***	\$7,310,349 / 5.31%	\$61,208 / 0.04%	\$2,803,142 / 2.03%	\$4,221,762 / 3.06%	\$19,259 / 0.01%	\$203,375 / 0.15%	\$1,601 / 0.00%
-TC	0	0 / 0%	0 / 0%	0 / 0%	0 / 0%	0 / 0%	0 / 0%	0 / 0%
-I	0	0 / 0%	0 / 0%	0 / 0%	0 / 0%	0 / 0%	0 / 0%	0 / 0%
	<b>\$145,097,667</b>	<b>\$14,318,931 / 9.86%</b>	<b>\$16,785 / 0.02%</b>	<b>\$5,284,808 / 3.65%</b>	<b>\$8,329,900 / 5.73%</b>	<b>\$471,446 / 0.31%</b>	<b>\$210,142 / 0.15%</b>	<b>\$5,850 / 0.00%</b>
<b>721 - UNIVERSITY OF TEXAS AT AUSTIN - COMMODITY PURCHASING UNADJUSTED GOAL IS 21.1%</b>								
T	0	0 / 0%	0 / 0%	0 / 0%	0 / 0%	0 / 0%	0 / 0%	0 / 0%
N	\$113,177,428	\$25,231,942 / 22.29%	\$4,428,821 / 3.91%	\$10,824,611 / 9.56%	\$8,827,179 / 7.80%	\$1,113,204 / 0.98%	\$3,250 / 0.00%	\$34,878 / 0.03%
S	***	\$173,523 / 0.21%	\$5,012 / 0.01%	\$34,312 / 0.04%	\$134,140 / 0.16%	\$59 / 0.00%	0 / 0%	0 / 0%
-TC	\$49,902	0 / 0%	0 / 0%	0 / 0%	0 / 0%	0 / 0%	0 / 0%	0 / 0%
-I	0	0 / 0%	0 / 0%	0 / 0%	0 / 0%	0 / 0%	0 / 0%	0 / 0%
	<b>\$113,127,526</b>	<b>\$25,405,465 / 22.51%</b>	<b>\$4,433,834 / 3.92%</b>	<b>\$10,858,923 / 9.61%</b>	<b>\$8,961,319 / 7.96%</b>	<b>\$1,113,262 / 0.98%</b>	<b>\$3,250 / 0.00%</b>	<b>\$34,878 / 0.03%</b>

\*\*\* DOLLARS REPORTED BUT NOT SHOWN IN THESE COLUMNS. T=TREASURY, N=NON-TREASURY, S=SUBCONTRACTOR FUNDS & PROCUREMENT CARD HUB PURCHASES, TC=TERM CONTRACT, I= INTER GOVERNMENTAL



TEXAS HISTORICALLY UNDERUTILIZED BUSINESS (HUB) SEMI-ANNUAL REPORT RECEIVED FOR FISCAL YEAR 2023

SECTION VII - STATE AGENCY EXPENDITURE DATA

FUND TYPE	TOTAL EXPENDITURE	TOTAL SPENT WITH HUBS AMOUNT / %	BLACK AMOUNT / %	HISPANIC AMOUNT / %	WOMAN AMOUNT / %	ASIAN PACIFIC AMOUNT / %	NATIVE AMERICAN AMOUNT / %	SERVICE-DISABLED VETERAN AMOUNT / %
<b>721 - UNIVERSITY OF TEXAS AT AUSTIN - Statewide Grand Total Expenditures</b>								
T	\$-8,769,094	0 / 0%	0 / 0%	0 / 0%	0 / 0%	0 / 0%	0 / 0%	0 / 0%
N	\$356,325,304	\$48,866,575 / 13.71%	\$4,384,398 / 1.23%	\$24,950,460 / 7.00%	\$15,699,382 / 4.41%	\$3,780,893 / 1.06%	\$10,017 / 0.00%	\$41,425 / 0.01%
S	***	\$10,991,856 / 3.57%	\$84,136 / 0.03%	\$4,386,424 / 1.42%	\$5,662,926 / 1.84%	\$413,305 / 0.13%	\$346,305 / 0.11%	\$98,761 / 0.03%
-TC	\$49,902	0 / 0%	0 / 0%	0 / 0%	0 / 0%	0 / 0%	0 / 0%	0 / 0%
-I	0	0 / 0%	0 / 0%	0 / 0%	0 / 0%	0 / 0%	0 / 0%	0 / 0%
	<b>\$347,506,308</b>	<b>\$59,858,431 / 17.28%</b>	<b>\$4,468,534 / 1.26%</b>	<b>\$29,336,885 / 8.43%</b>	<b>\$21,362,308 / 6.24%</b>	<b>\$4,194,197 / 1.20%</b>	<b>\$356,322 / 0.12%</b>	<b>\$140,186 / 0.04%</b>

\*\*\* DOLLARS REPORTED BUT NOT SHOWN IN THESE COLUMNS. T=TREASURY, N=NON-TREASURY, S=SUBCONTRACTOR FUNDS & PROCUREMENT CARD HUB PURCHASES, TC=TERM CONTRACT, I= INTER GOVERNMENTAL



TEXAS HISTORICALLY UNDERUTILIZED BUSINESS (HUB) SEMI-ANNUAL REPORT RECEIVED FOR FISCAL YEAR 2023

SECTION VII - STATE AGENCY EXPENDITURE DATA

FUND TYPE	TOTAL EXPENDITURE	TOTAL SPENT WITH HUBS AMOUNT / %	BLACK AMOUNT / %	HISPANIC AMOUNT / %	WOMAN AMOUNT / %	ASIAN PACIFIC AMOUNT / %	NATIVE AMERICAN AMOUNT / %	SERVICE-DISABLED VETERAN AMOUNT / %
-----------	-------------------	----------------------------------	------------------	---------------------	------------------	--------------------------	----------------------------	-------------------------------------

723 - UNIVERSITY OF TEXAS MEDICAL BRANCH - HEAVY CONSTRUCTION UNADJUSTED GOAL IS 11.2%

T	0	0 / 0%	0 / 0%	0 / 0%	0 / 0%	0 / 0%	0 / 0%	0 / 0%
N	0	0 / 0%	0 / 0%	0 / 0%	0 / 0%	0 / 0%	0 / 0%	0 / 0%
S	***	0 / 0%	0 / 0%	0 / 0%	0 / 0%	0 / 0%	0 / 0%	0 / 0%
-TC	0	0 / 0%	0 / 0%	0 / 0%	0 / 0%	0 / 0%	0 / 0%	0 / 0%
-I	0	0 / 0%	0 / 0%	0 / 0%	0 / 0%	0 / 0%	0 / 0%	0 / 0%
	<b>0</b>	<b>0 / 0%</b>	<b>0 / 0%</b>	<b>0 / 0%</b>	<b>0 / 0%</b>	<b>0 / 0%</b>	<b>0 / 0%</b>	<b>0 / 0%</b>

723 - UNIVERSITY OF TEXAS MEDICAL BRANCH - BUILDING CONSTRUCTION UNADJUSTED GOAL IS 21.1%

T	0	0 / 0%	0 / 0%	0 / 0%	0 / 0%	0 / 0%	0 / 0%	0 / 0%
N	0	0 / 0%	0 / 0%	0 / 0%	0 / 0%	0 / 0%	0 / 0%	0 / 0%
S	***	0 / 0%	0 / 0%	0 / 0%	0 / 0%	0 / 0%	0 / 0%	0 / 0%
-TC	0	0 / 0%	0 / 0%	0 / 0%	0 / 0%	0 / 0%	0 / 0%	0 / 0%
-I	0	0 / 0%	0 / 0%	0 / 0%	0 / 0%	0 / 0%	0 / 0%	0 / 0%
	<b>0</b>	<b>0 / 0%</b>	<b>0 / 0%</b>	<b>0 / 0%</b>	<b>0 / 0%</b>	<b>0 / 0%</b>	<b>0 / 0%</b>	<b>0 / 0%</b>

723 - UNIVERSITY OF TEXAS MEDICAL BRANCH - SPECIAL TRADE UNADJUSTED GOAL IS 32.9%

T	0	0 / 0%	0 / 0%	0 / 0%	0 / 0%	0 / 0%	0 / 0%	0 / 0%
N	\$48,705,924	\$4,150,822 / 8.52%	\$213,658 / 0.44%	\$2,456,087 / 5.04%	\$1,392,547 / 2.86%	\$84,945 / 0.17%	0 / 0%	\$3,586 / 0.01%
S	***	\$1,980,153 / 37.32%	\$19,400 / 0.37%	\$642,369 / 12.11%	\$1,310,309 / 24.70%	\$8,075 / 0.15%	0 / 0%	0 / 0%
-TC	0	0 / 0%	0 / 0%	0 / 0%	0 / 0%	0 / 0%	0 / 0%	0 / 0%
-I	0	0 / 0%	0 / 0%	0 / 0%	0 / 0%	0 / 0%	0 / 0%	0 / 0%
	<b>\$48,705,924</b>	<b>\$6,130,975 / 45.84%</b>	<b>\$233,058 / 0.80%</b>	<b>\$3,098,456 / 17.15%</b>	<b>\$2,702,855 / 27.56%</b>	<b>\$93,020 / 0.33%</b>	<b>0 / 0%</b>	<b>\$3,586 / 0.01%</b>

\*\*\* DOLLARS REPORTED BUT NOT SHOWN IN THESE COLUMNS. T=TREASURY, N=NON-TREASURY, S=SUBCONTRACTOR FUNDS & PROCUREMENT CARD HUB PURCHASES, TC=TERM CONTRACT, I= INTER GOVERNMENT



TEXAS HISTORICALLY UNDERUTILIZED BUSINESS (HUB) SEMI-ANNUAL REPORT RECEIVED FOR FISCAL YEAR 2023

SECTION VII - STATE AGENCY EXPENDITURE DATA

FUND TYPE	TOTAL EXPENDITURE	TOTAL SPENT WITH HUBS AMOUNT / %	BLACK AMOUNT / %	HISPANIC AMOUNT / %	WOMAN AMOUNT / %	ASIAN PACIFIC AMOUNT / %	NATIVE AMERICAN AMOUNT / %	SERVICE-DISABLED VETERAN AMOUNT / %
<b>723 - UNIVERSITY OF TEXAS MEDICAL BRANCH - PROFESSIONAL SERVICES UNADJUSTED GOAL IS 23.7%</b>								
T	0	0 / 0%	0 / 0%	0 / 0%	0 / 0%	0 / 0%	0 / 0%	0 / 0%
N	\$15,336,295	\$220,757 / 1.44%	\$688 / 0.00%	\$70,556 / 0.46%	\$144,513 / 0.94%	\$5,000 / 0.03%	0 / 0%	0 / 0%
S	***	\$250,139 / 5.48%	0 / 0%	0 / 0%	\$151,019 / 3.31%	\$99,120 / 2.17%	0 / 0%	0 / 0%
-TC	0	0 / 0%	0 / 0%	0 / 0%	0 / 0%	0 / 0%	0 / 0%	0 / 0%
-I	0	0 / 0%	0 / 0%	0 / 0%	0 / 0%	0 / 0%	0 / 0%	0 / 0%
	<b>\$15,336,295</b>	<b>\$470,896 / 6.92%</b>	<b>\$688 / 0.00%</b>	<b>\$70,556 / 0.46%</b>	<b>\$295,532 / 4.25%</b>	<b>\$104,120 / 2.20%</b>	<b>0 / 0%</b>	<b>0 / 0%</b>

<b>723 - UNIVERSITY OF TEXAS MEDICAL BRANCH - OTHER SERVICES UNADJUSTED GOAL IS 26%</b>								
T	0	0 / 0%	0 / 0%	0 / 0%	0 / 0%	0 / 0%	0 / 0%	0 / 0%
N	\$59,920,830	\$3,175,032 / 5.30%	\$713,542 / 1.19%	\$1,359,559 / 2.27%	\$403,028 / 0.67%	\$698,192 / 1.17%	0 / 0%	\$710 / 0.00%
S	***	\$617,318 / 2.23%	0 / 0%	\$20,500 / 0.07%	\$574,924 / 2.07%	\$21,895 / 0.08%	0 / 0%	0 / 0%
-TC	0	0 / 0%	0 / 0%	0 / 0%	0 / 0%	0 / 0%	0 / 0%	0 / 0%
-I	0	0 / 0%	0 / 0%	0 / 0%	0 / 0%	0 / 0%	0 / 0%	0 / 0%
	<b>\$59,920,830</b>	<b>\$3,792,350 / 7.52%</b>	<b>\$713,542 / 1.19%</b>	<b>\$1,380,059 / 2.34%</b>	<b>\$977,952 / 2.75%</b>	<b>\$720,087 / 1.24%</b>	<b>0 / 0%</b>	<b>\$710 / 0.00%</b>

<b>723 - UNIVERSITY OF TEXAS MEDICAL BRANCH - COMMODITY PURCHASING UNADJUSTED GOAL IS 21.1%</b>								
T	0	0 / 0%	0 / 0%	0 / 0%	0 / 0%	0 / 0%	0 / 0%	0 / 0%
N	\$241,829,991	\$10,850,579 / 4.49%	\$3,616,350 / 1.50%	\$4,514,277 / 1.87%	\$2,196,973 / 0.91%	\$308,833 / 0.13%	\$33,933 / 0.01%	\$180,213 / 0.07%
S	***	\$569,458 / 8.30%	0 / 0%	\$542,913 / 7.91%	\$26,545 / 0.39%	0 / 0%	0 / 0%	0 / 0%
-TC	0	0 / 0%	0 / 0%	0 / 0%	0 / 0%	0 / 0%	0 / 0%	0 / 0%
-I	0	0 / 0%	0 / 0%	0 / 0%	0 / 0%	0 / 0%	0 / 0%	0 / 0%
	<b>\$241,829,991</b>	<b>\$11,420,036 / 12.78%</b>	<b>\$3,616,350 / 1.50%</b>	<b>\$5,057,189 / 9.78%</b>	<b>\$2,223,517 / 1.30%</b>	<b>\$308,833 / 0.13%</b>	<b>\$33,933 / 0.01%</b>	<b>\$180,213 / 0.07%</b>

\*\*\* DOLLARS REPORTED BUT NOT SHOWN IN THESE COLUMNS. T=TREASURY, N=NON-TREASURY, S=SUBCONTRACTOR FUNDS & PROCUREMENT CARD HUB PURCHASES, TC=TERM CONTRACT, I= INTER GOVERNMENTAL



TEXAS HISTORICALLY UNDERUTILIZED BUSINESS (HUB) SEMI-ANNUAL REPORT RECEIVED FOR FISCAL YEAR 2023

SECTION VII - STATE AGENCY EXPENDITURE DATA

FUND TYPE	TOTAL EXPENDITURE	TOTAL SPENT WITH HUBS AMOUNT / %	BLACK AMOUNT / %	HISPANIC AMOUNT / %	WOMAN AMOUNT / %	ASIAN PACIFIC AMOUNT / %	NATIVE AMERICAN AMOUNT / %	SERVICE-DISABLED VETERAN AMOUNT / %
<b>723 - UNIVERSITY OF TEXAS MEDICAL BRANCH - Statewide Grand Total Expenditures</b>								
T	0	0 / 0%	0 / 0%	0 / 0%	0 / 0%	0 / 0%	0 / 0%	0 / 0%
N	\$365,793,040	\$18,397,190 / 5.03%	\$4,544,238 / 1.24%	\$8,400,478 / 2.30%	\$4,137,061 / 1.13%	\$1,096,971 / 0.30%	\$33,933 / 0.01%	\$184,510 / 0.05%
S	***	\$3,417,067 / 7.68%	\$19,400 / 0.04%	\$1,205,782 / 2.71%	\$2,062,796 / 4.64%	\$129,090 / 0.29%	0 / 0%	0 / 0%
-TC	0	0 / 0%	0 / 0%	0 / 0%	0 / 0%	0 / 0%	0 / 0%	0 / 0%
-I	0	0 / 0%	0 / 0%	0 / 0%	0 / 0%	0 / 0%	0 / 0%	0 / 0%
	<b>\$365,793,040</b>	<b>\$21,814,257 / 12.71%</b>	<b>\$4,563,638 / 1.29%</b>	<b>\$9,606,260 / 5.01%</b>	<b>\$6,199,856 / 5.77%</b>	<b>\$1,226,060 / 0.59%</b>	<b>\$33,933 / 0.01%</b>	<b>\$184,510 / 0.05%</b>

\*\*\* DOLLARS REPORTED BUT NOT SHOWN IN THESE COLUMNS. T=TREASURY, N=NON-TREASURY, S=SUBCONTRACTOR FUNDS & PROCUREMENT CARD HUB PURCHASES, TC=TERM CONTRACT, I= INTER GOVERNMENTAL



TEXAS HISTORICALLY UNDERUTILIZED BUSINESS (HUB) SEMI-ANNUAL REPORT RECEIVED FOR FISCAL YEAR 2023

SECTION VII - STATE AGENCY EXPENDITURE DATA

FUND TYPE	TOTAL EXPENDITURE	TOTAL SPENT WITH HUBS AMOUNT / %	BLACK AMOUNT / %	HISPANIC AMOUNT / %	WOMAN AMOUNT / %	ASIAN PACIFIC AMOUNT / %	NATIVE AMERICAN AMOUNT / %	SERVICE-DISABLED VETERAN AMOUNT / %
-----------	-------------------	----------------------------------	------------------	---------------------	------------------	--------------------------	----------------------------	-------------------------------------

724 - UNIVERSITY OF TEXAS AT EL PASO - HEAVY CONSTRUCTION UNADJUSTED GOAL IS 11.2%

T	0	0 / 0%	0 / 0%	0 / 0%	0 / 0%	0 / 0%	0 / 0%	0 / 0%
N	0	0 / 0%	0 / 0%	0 / 0%	0 / 0%	0 / 0%	0 / 0%	0 / 0%
S	***	0 / 0%	0 / 0%	0 / 0%	0 / 0%	0 / 0%	0 / 0%	0 / 0%
-TC	0	0 / 0%	0 / 0%	0 / 0%	0 / 0%	0 / 0%	0 / 0%	0 / 0%
-I	0	0 / 0%	0 / 0%	0 / 0%	0 / 0%	0 / 0%	0 / 0%	0 / 0%
	<b>0</b>	<b>0 / 0%</b>	<b>0 / 0%</b>	<b>0 / 0%</b>	<b>0 / 0%</b>	<b>0 / 0%</b>	<b>0 / 0%</b>	<b>0 / 0%</b>

724 - UNIVERSITY OF TEXAS AT EL PASO - BUILDING CONSTRUCTION UNADJUSTED GOAL IS 21.1%

T	0	0 / 0%	0 / 0%	0 / 0%	0 / 0%	0 / 0%	0 / 0%	0 / 0%
N	\$328,564	\$116,071 / 35.33%	0 / 0%	\$110,368 / 33.59%	\$5,703 / 1.74%	0 / 0%	0 / 0%	0 / 0%
S	***	0 / 0%	0 / 0%	0 / 0%	0 / 0%	0 / 0%	0 / 0%	0 / 0%
-TC	0	0 / 0%	0 / 0%	0 / 0%	0 / 0%	0 / 0%	0 / 0%	0 / 0%
-I	0	0 / 0%	0 / 0%	0 / 0%	0 / 0%	0 / 0%	0 / 0%	0 / 0%
	<b>\$328,564</b>	<b>\$116,071 / 35.33%</b>	<b>0 / 0%</b>	<b>\$110,368 / 33.59%</b>	<b>\$5,703 / 1.74%</b>	<b>0 / 0%</b>	<b>0 / 0%</b>	<b>0 / 0%</b>

724 - UNIVERSITY OF TEXAS AT EL PASO - SPECIAL TRADE UNADJUSTED GOAL IS 32.9%

T	0	0 / 0%	0 / 0%	0 / 0%	0 / 0%	0 / 0%	0 / 0%	0 / 0%
N	\$2,783,701	\$1,266,233 / 45.49%	0 / 0%	\$736,474 / 26.46%	\$23,578 / 0.85%	0 / 0%	\$506,182 / 18.18%	0 / 0%
S	***	0 / 0%	0 / 0%	0 / 0%	0 / 0%	0 / 0%	0 / 0%	0 / 0%
-TC	0	0 / 0%	0 / 0%	0 / 0%	0 / 0%	0 / 0%	0 / 0%	0 / 0%
-I	0	0 / 0%	0 / 0%	0 / 0%	0 / 0%	0 / 0%	0 / 0%	0 / 0%
	<b>\$2,783,701</b>	<b>\$1,266,233 / 45.49%</b>	<b>0 / 0%</b>	<b>\$736,474 / 26.46%</b>	<b>\$23,578 / 0.85%</b>	<b>0 / 0%</b>	<b>\$506,182 / 18.18%</b>	<b>0 / 0%</b>

\*\*\* DOLLARS REPORTED BUT NOT SHOWN IN THESE COLUMNS. T=TREASURY, N=NON-TREASURY, S=SUBCONTRACTOR FUNDS & PROCUREMENT CARD HUB PURCHASES, TC=TERM CONTRACT, I= INTER GOVERNMENT



TEXAS HISTORICALLY UNDERUTILIZED BUSINESS (HUB) SEMI-ANNUAL REPORT RECEIVED FOR FISCAL YEAR 2023

SECTION VII - STATE AGENCY EXPENDITURE DATA

FUND TYPE	TOTAL EXPENDITURE	TOTAL SPENT WITH HUBS AMOUNT / %	BLACK AMOUNT / %	HISPANIC AMOUNT / %	WOMAN AMOUNT / %	ASIAN PACIFIC AMOUNT / %	NATIVE AMERICAN AMOUNT / %	SERVICE-DISABLED VETERAN AMOUNT / %
<b>724 - UNIVERSITY OF TEXAS AT EL PASO - PROFESSIONAL SERVICES UNADJUSTED GOAL IS 23.7%</b>								
T	0	0 / 0%	0 / 0%	0 / 0%	0 / 0%	0 / 0%	0 / 0%	0 / 0%
N	\$192,659	\$1,023 / 0.53%	0 / 0%	\$558 / 0.29%	\$465 / 0.24%	0 / 0%	0 / 0%	0 / 0%
S	***	0 / 0%	0 / 0%	0 / 0%	0 / 0%	0 / 0%	0 / 0%	0 / 0%
-TC	0	0 / 0%	0 / 0%	0 / 0%	0 / 0%	0 / 0%	0 / 0%	0 / 0%
-I	0	0 / 0%	0 / 0%	0 / 0%	0 / 0%	0 / 0%	0 / 0%	0 / 0%
	<b>\$192,659</b>	<b>\$1,023 / 0.53%</b>	<b>0 / 0%</b>	<b>\$558 / 0.29%</b>	<b>\$465 / 0.24%</b>	<b>0 / 0%</b>	<b>0 / 0%</b>	<b>0 / 0%</b>

<b>724 - UNIVERSITY OF TEXAS AT EL PASO - OTHER SERVICES UNADJUSTED GOAL IS 26%</b>								
T	0	0 / 0%	0 / 0%	0 / 0%	0 / 0%	0 / 0%	0 / 0%	0 / 0%
N	\$13,424,014	\$1,470,861 / 10.96%	0 / 0%	\$489,871 / 3.65%	\$812,179 / 6.05%	\$168,811 / 1.26%	0 / 0%	0 / 0%
S	***	\$440 / 0.01%	0 / 0%	\$300 / 0.00%	\$140 / 0.00%	0 / 0%	0 / 0%	0 / 0%
-TC	0	0 / 0%	0 / 0%	0 / 0%	0 / 0%	0 / 0%	0 / 0%	0 / 0%
-I	0	0 / 0%	0 / 0%	0 / 0%	0 / 0%	0 / 0%	0 / 0%	0 / 0%
	<b>\$13,424,014</b>	<b>\$1,471,301 / 10.96%</b>	<b>0 / 0%</b>	<b>\$490,171 / 3.65%</b>	<b>\$812,319 / 6.05%</b>	<b>\$168,811 / 1.26%</b>	<b>0 / 0%</b>	<b>0 / 0%</b>

<b>724 - UNIVERSITY OF TEXAS AT EL PASO - COMMODITY PURCHASING UNADJUSTED GOAL IS 21.1%</b>								
T	0	0 / 0%	0 / 0%	0 / 0%	0 / 0%	0 / 0%	0 / 0%	0 / 0%
N	\$17,118,931	\$3,639,668 / 21.26%	0 / 0%	\$2,988,825 / 17.46%	\$471,276 / 2.75%	\$160,621 / 0.94%	0 / 0%	\$18,947 / 0.11%
S	***	\$6,124 / 0.06%	0 / 0%	\$5,022 / 0.05%	\$1,102 / 0.01%	0 / 0%	0 / 0%	0 / 0%
-TC	0	0 / 0%	0 / 0%	0 / 0%	0 / 0%	0 / 0%	0 / 0%	0 / 0%
-I	0	0 / 0%	0 / 0%	0 / 0%	0 / 0%	0 / 0%	0 / 0%	0 / 0%
	<b>\$17,118,931</b>	<b>\$3,645,793 / 21.32%</b>	<b>0 / 0%</b>	<b>\$2,993,848 / 17.51%</b>	<b>\$472,377 / 2.76%</b>	<b>\$160,621 / 0.94%</b>	<b>0 / 0%</b>	<b>\$18,947 / 0.11%</b>

\*\*\* DOLLARS REPORTED BUT NOT SHOWN IN THESE COLUMNS. T=TREASURY, N=NON-TREASURY, S=SUBCONTRACTOR FUNDS & PROCUREMENT CARD HUB PURCHASES, TC=TERM CONTRACT, I= INTER GOVERNMENTAL





TEXAS HISTORICALLY UNDERUTILIZED BUSINESS (HUB) SEMI-ANNUAL REPORT RECEIVED FOR FISCAL YEAR 2023

SECTION VII - STATE AGENCY EXPENDITURE DATA

FUND TYPE	TOTAL EXPENDITURE	TOTAL SPENT WITH HUBS AMOUNT / %	BLACK AMOUNT / %	HISPANIC AMOUNT / %	WOMAN AMOUNT / %	ASIAN PACIFIC AMOUNT / %	NATIVE AMERICAN AMOUNT / %	SERVICE-DISABLED VETERAN AMOUNT / %
<b>724 - UNIVERSITY OF TEXAS AT EL PASO - Statewide Grand Total Expenditures</b>								
T	0	0 / 0%	0 / 0%	0 / 0%	0 / 0%	0 / 0%	0 / 0%	0 / 0%
N	\$33,847,870	\$6,493,856 / 19.19%	0 / 0%	\$4,326,095 / 12.78%	\$1,313,200 / 3.88%	\$329,432 / 0.97%	\$506,182 / 1.50%	\$18,947 / 0.06%
S	***	\$6,564 / 0.04%	0 / 0%	\$5,322 / 0.03%	\$1,242 / 0.01%	0 / 0%	0 / 0%	0 / 0%
-TC	0	0 / 0%	0 / 0%	0 / 0%	0 / 0%	0 / 0%	0 / 0%	0 / 0%
-I	0	0 / 0%	0 / 0%	0 / 0%	0 / 0%	0 / 0%	0 / 0%	0 / 0%
	<b>\$33,847,870</b>	<b>\$6,500,420 / 19.22%</b>	<b>0 / 0%</b>	<b>\$4,331,418 / 12.81%</b>	<b>\$1,314,442 / 3.89%</b>	<b>\$329,432 / 0.97%</b>	<b>\$506,182 / 1.50%</b>	<b>\$18,947 / 0.06%</b>

\*\*\* DOLLARS REPORTED BUT NOT SHOWN IN THESE COLUMNS. T=TREASURY, N=NON-TREASURY, S=SUBCONTRACTOR FUNDS & PROCUREMENT CARD HUB PURCHASES, TC=TERM CONTRACT, I= INTER GOVERNMENTAL



TEXAS HISTORICALLY UNDERUTILIZED BUSINESS (HUB) SEMI-ANNUAL REPORT RECEIVED FOR FISCAL YEAR 2023

SECTION VII - STATE AGENCY EXPENDITURE DATA

FUND TYPE	TOTAL EXPENDITURE	TOTAL SPENT WITH HUBS AMOUNT / %	BLACK AMOUNT / %	HISPANIC AMOUNT / %	WOMAN AMOUNT / %	ASIAN PACIFIC AMOUNT / %	NATIVE AMERICAN AMOUNT / %	SERVICE-DISABLED VETERAN AMOUNT / %
-----------	-------------------	----------------------------------	------------------	---------------------	------------------	--------------------------	----------------------------	-------------------------------------

727 - TEXAS A&M TRANSPORTATION INSTITUTE - HEAVY CONSTRUCTION UNADJUSTED GOAL IS 11.2%

T	0	0 / 0%	0 / 0%	0 / 0%	0 / 0%	0 / 0%	0 / 0%	0 / 0%
N	0	0 / 0%	0 / 0%	0 / 0%	0 / 0%	0 / 0%	0 / 0%	0 / 0%
S	***	0 / 0%	0 / 0%	0 / 0%	0 / 0%	0 / 0%	0 / 0%	0 / 0%
-TC	0	0 / 0%	0 / 0%	0 / 0%	0 / 0%	0 / 0%	0 / 0%	0 / 0%
-I	0	0 / 0%	0 / 0%	0 / 0%	0 / 0%	0 / 0%	0 / 0%	0 / 0%
	<b>0</b>	<b>0 / 0%</b>	<b>0 / 0%</b>	<b>0 / 0%</b>	<b>0 / 0%</b>	<b>0 / 0%</b>	<b>0 / 0%</b>	<b>0 / 0%</b>

727 - TEXAS A&M TRANSPORTATION INSTITUTE - BUILDING CONSTRUCTION UNADJUSTED GOAL IS 21.1%

T	0	0 / 0%	0 / 0%	0 / 0%	0 / 0%	0 / 0%	0 / 0%	0 / 0%
N	0	0 / 0%	0 / 0%	0 / 0%	0 / 0%	0 / 0%	0 / 0%	0 / 0%
S	***	0 / 0%	0 / 0%	0 / 0%	0 / 0%	0 / 0%	0 / 0%	0 / 0%
-TC	0	0 / 0%	0 / 0%	0 / 0%	0 / 0%	0 / 0%	0 / 0%	0 / 0%
-I	0	0 / 0%	0 / 0%	0 / 0%	0 / 0%	0 / 0%	0 / 0%	0 / 0%
	<b>0</b>	<b>0 / 0%</b>	<b>0 / 0%</b>	<b>0 / 0%</b>	<b>0 / 0%</b>	<b>0 / 0%</b>	<b>0 / 0%</b>	<b>0 / 0%</b>

727 - TEXAS A&M TRANSPORTATION INSTITUTE - SPECIAL TRADE UNADJUSTED GOAL IS 32.9%

T	0	0 / 0%	0 / 0%	0 / 0%	0 / 0%	0 / 0%	0 / 0%	0 / 0%
N	\$180,086	0 / 0%	0 / 0%	0 / 0%	0 / 0%	0 / 0%	0 / 0%	0 / 0%
S	***	\$168,400 / 95.24%	0 / 0%	0 / 0%	\$168,400 / 95.24%	0 / 0%	0 / 0%	0 / 0%
-TC	0	0 / 0%	0 / 0%	0 / 0%	0 / 0%	0 / 0%	0 / 0%	0 / 0%
-I	0	0 / 0%	0 / 0%	0 / 0%	0 / 0%	0 / 0%	0 / 0%	0 / 0%
	<b>\$180,086</b>	<b>\$168,400 / 95.24%</b>	<b>0 / 0%</b>	<b>0 / 0%</b>	<b>\$168,400 / 95.24%</b>	<b>0 / 0%</b>	<b>0 / 0%</b>	<b>0 / 0%</b>

\*\*\* DOLLARS REPORTED BUT NOT SHOWN IN THESE COLUMNS. T=TREASURY, N=NON-TREASURY, S=SUBCONTRACTOR FUNDS & PROCUREMENT CARD HUB PURCHASES, TC=TERM CONTRACT, I= INTER GOVERNMENT



TEXAS HISTORICALLY UNDERUTILIZED BUSINESS (HUB) SEMI-ANNUAL REPORT RECEIVED FOR FISCAL YEAR 2023

SECTION VII - STATE AGENCY EXPENDITURE DATA

FUND TYPE	TOTAL EXPENDITURE	TOTAL SPENT WITH HUBS AMOUNT / %	BLACK AMOUNT / %	HISPANIC AMOUNT / %	WOMAN AMOUNT / %	ASIAN PACIFIC AMOUNT / %	NATIVE AMERICAN AMOUNT / %	SERVICE-DISABLED VETERAN AMOUNT / %
<b>727 - TEXAS A&amp;M TRANSPORTATION INSTITUTE - PROFESSIONAL SERVICES UNADJUSTED GOAL IS 23.7%</b>								
T	0	0 / 0%	0 / 0%	0 / 0%	0 / 0%	0 / 0%	0 / 0%	0 / 0%
N	0	0 / 0%	0 / 0%	0 / 0%	0 / 0%	0 / 0%	0 / 0%	0 / 0%
S	***	0 / 0%	0 / 0%	0 / 0%	0 / 0%	0 / 0%	0 / 0%	0 / 0%
-TC	0	0 / 0%	0 / 0%	0 / 0%	0 / 0%	0 / 0%	0 / 0%	0 / 0%
-I	0	0 / 0%	0 / 0%	0 / 0%	0 / 0%	0 / 0%	0 / 0%	0 / 0%
	<b>0</b>	<b>0 / 0%</b>	<b>0 / 0%</b>	<b>0 / 0%</b>	<b>0 / 0%</b>	<b>0 / 0%</b>	<b>0 / 0%</b>	<b>0 / 0%</b>

<b>727 - TEXAS A&amp;M TRANSPORTATION INSTITUTE - OTHER SERVICES UNADJUSTED GOAL IS 26%</b>								
T	0	0 / 0%	0 / 0%	0 / 0%	0 / 0%	0 / 0%	0 / 0%	0 / 0%
N	\$1,042,447	\$95,214 / 9.13%	\$3,899 / 0.37%	\$59,808 / 5.74%	\$31,507 / 3.02%	0 / 0%	0 / 0%	0 / 0%
S	***	\$2,136 / 3.11%	0 / 0%	\$2,136 / 3.11%	0 / 0%	0 / 0%	0 / 0%	0 / 0%
-TC	0	0 / 0%	0 / 0%	0 / 0%	0 / 0%	0 / 0%	0 / 0%	0 / 0%
-I	0	0 / 0%	0 / 0%	0 / 0%	0 / 0%	0 / 0%	0 / 0%	0 / 0%
	<b>\$1,042,447</b>	<b>\$97,350 / 12.24%</b>	<b>\$3,899 / 0.37%</b>	<b>\$61,944 / 8.85%</b>	<b>\$31,507 / 3.02%</b>	<b>0 / 0%</b>	<b>0 / 0%</b>	<b>0 / 0%</b>

<b>727 - TEXAS A&amp;M TRANSPORTATION INSTITUTE - COMMODITY PURCHASING UNADJUSTED GOAL IS 21.1%</b>								
T	0	0 / 0%	0 / 0%	0 / 0%	0 / 0%	0 / 0%	0 / 0%	0 / 0%
N	\$3,066,110	\$1,436,695 / 46.86%	\$599,990 / 19.57%	\$8,428 / 0.27%	\$792,086 / 25.83%	\$18,472 / 0.60%	\$17,718 / 0.58%	0 / 0%
S	***	\$4,409 / 0.23%	0 / 0%	0 / 0%	\$3,891 / 0.20%	\$518 / 0.03%	0 / 0%	0 / 0%
-TC	0	0 / 0%	0 / 0%	0 / 0%	0 / 0%	0 / 0%	0 / 0%	0 / 0%
-I	0	0 / 0%	0 / 0%	0 / 0%	0 / 0%	0 / 0%	0 / 0%	0 / 0%
	<b>\$3,066,110</b>	<b>\$1,441,105 / 47.09%</b>	<b>\$599,990 / 19.57%</b>	<b>\$8,428 / 0.27%</b>	<b>\$795,978 / 26.04%</b>	<b>\$18,990 / 0.63%</b>	<b>\$17,718 / 0.58%</b>	<b>0 / 0%</b>

\*\*\* DOLLARS REPORTED BUT NOT SHOWN IN THESE COLUMNS. T=TREASURY, N=NON-TREASURY, S=SUBCONTRACTOR FUNDS & PROCUREMENT CARD HUB PURCHASES, TC=TERM CONTRACT, I= INTER GOVERNMENT



TEXAS HISTORICALLY UNDERUTILIZED BUSINESS (HUB) SEMI-ANNUAL REPORT RECEIVED FOR FISCAL YEAR 2023

SECTION VII - STATE AGENCY EXPENDITURE DATA

FUND TYPE	TOTAL EXPENDITURE	TOTAL SPENT WITH HUBS AMOUNT / %	BLACK AMOUNT / %	HISPANIC AMOUNT / %	WOMAN AMOUNT / %	ASIAN PACIFIC AMOUNT / %	NATIVE AMERICAN AMOUNT / %	SERVICE-DISABLED VETERAN AMOUNT / %
<b>727 - TEXAS A&amp;M TRANSPORTATION INSTITUTE - Statewide Grand Total Expenditures</b>								
T	0	0 / 0%	0 / 0%	0 / 0%	0 / 0%	0 / 0%	0 / 0%	0 / 0%
N	\$4,288,643	\$1,531,910 / 35.72%	\$603,890 / 14.08%	\$68,236 / 1.59%	\$823,594 / 19.20%	\$18,472 / 0.43%	\$17,718 / 0.41%	0 / 0%
S	***	\$174,945 / 8.06%	0 / 0%	\$2,136 / 0.10%	\$172,291 / 7.93%	\$518 / 0.02%	0 / 0%	0 / 0%
-TC	0	0 / 0%	0 / 0%	0 / 0%	0 / 0%	0 / 0%	0 / 0%	0 / 0%
-I	0	0 / 0%	0 / 0%	0 / 0%	0 / 0%	0 / 0%	0 / 0%	0 / 0%
	<b>\$4,288,643</b>	<b>\$1,706,855 / 43.78%</b>	<b>\$603,890 / 14.08%</b>	<b>\$70,372 / 1.69%</b>	<b>\$995,885 / 27.14%</b>	<b>\$18,990 / 0.45%</b>	<b>\$17,718 / 0.41%</b>	<b>0 / 0%</b>

\*\*\* DOLLARS REPORTED BUT NOT SHOWN IN THESE COLUMNS. T=TREASURY, N=NON-TREASURY, S=SUBCONTRACTOR FUNDS & PROCUREMENT CARD HUB PURCHASES, TC=TERM CONTRACT, I= INTER GOVERNMENTAL



TEXAS HISTORICALLY UNDERUTILIZED BUSINESS (HUB) SEMI-ANNUAL REPORT RECEIVED FOR FISCAL YEAR 2023

SECTION VII - STATE AGENCY EXPENDITURE DATA

FUND TYPE	TOTAL EXPENDITURE	TOTAL SPENT WITH HUBS AMOUNT / %	BLACK AMOUNT / %	HISPANIC AMOUNT / %	WOMAN AMOUNT / %	ASIAN PACIFIC AMOUNT / %	NATIVE AMERICAN AMOUNT / %	SERVICE-DISABLED VETERAN AMOUNT / %
-----------	-------------------	----------------------------------	------------------	---------------------	------------------	--------------------------	----------------------------	-------------------------------------

729 - UT SOUTHWESTERN MEDICAL CENTER - HEAVY CONSTRUCTION UNADJUSTED GOAL IS 11.2%

T	0	0 / 0%	0 / 0%	0 / 0%	0 / 0%	0 / 0%	0 / 0%	0 / 0%
N	0	0 / 0%	0 / 0%	0 / 0%	0 / 0%	0 / 0%	0 / 0%	0 / 0%
S	***	0 / 0%	0 / 0%	0 / 0%	0 / 0%	0 / 0%	0 / 0%	0 / 0%
-TC	0	0 / 0%	0 / 0%	0 / 0%	0 / 0%	0 / 0%	0 / 0%	0 / 0%
-I	0	0 / 0%	0 / 0%	0 / 0%	0 / 0%	0 / 0%	0 / 0%	0 / 0%
	<b>0</b>	<b>0 / 0%</b>	<b>0 / 0%</b>	<b>0 / 0%</b>	<b>0 / 0%</b>	<b>0 / 0%</b>	<b>0 / 0%</b>	<b>0 / 0%</b>

729 - UT SOUTHWESTERN MEDICAL CENTER - BUILDING CONSTRUCTION UNADJUSTED GOAL IS 21.1%

T	0	0 / 0%	0 / 0%	0 / 0%	0 / 0%	0 / 0%	0 / 0%	0 / 0%
N	\$84,559,272	\$2,890,554 / 3.42%	0 / 0%	\$7,259 / 0.01%	\$2,842,084 / 3.36%	\$41,211 / 0.05%	0 / 0%	0 / 0%
S	***	\$11,165,499 / 13.20%	\$513,900 / 0.61%	\$2,603,965 / 3.08%	\$7,407,377 / 8.76%	\$474,909 / 0.56%	\$165,349 / 0.20%	0 / 0%
-TC	0	0 / 0%	0 / 0%	0 / 0%	0 / 0%	0 / 0%	0 / 0%	0 / 0%
-I	0	0 / 0%	0 / 0%	0 / 0%	0 / 0%	0 / 0%	0 / 0%	0 / 0%
	<b>\$84,559,272</b>	<b>\$14,056,053 / 16.62%</b>	<b>\$513,900 / 0.61%</b>	<b>\$2,611,223 / 3.09%</b>	<b>\$10,249,461 / 12.12%</b>	<b>\$516,120 / 0.61%</b>	<b>\$165,349 / 0.20%</b>	<b>0 / 0%</b>

729 - UT SOUTHWESTERN MEDICAL CENTER - SPECIAL TRADE UNADJUSTED GOAL IS 32.9%

T	0	0 / 0%	0 / 0%	0 / 0%	0 / 0%	0 / 0%	0 / 0%	0 / 0%
N	\$52,285,130	\$7,264,502 / 13.89%	\$1,430 / 0.00%	\$2,810,185 / 5.37%	\$3,860,665 / 7.38%	\$66,016 / 0.13%	\$526,205 / 1.01%	0 / 0%
S	***	\$3,059,090 / 5.85%	\$135,261 / 0.26%	\$683,401 / 1.31%	\$1,361,642 / 2.60%	\$15,933 / 0.03%	\$862,853 / 1.65%	0 / 0%
-TC	0	0 / 0%	0 / 0%	0 / 0%	0 / 0%	0 / 0%	0 / 0%	0 / 0%
-I	0	0 / 0%	0 / 0%	0 / 0%	0 / 0%	0 / 0%	0 / 0%	0 / 0%
	<b>\$52,285,130</b>	<b>\$10,323,592 / 19.74%</b>	<b>\$136,691 / 0.26%</b>	<b>\$3,493,587 / 6.68%</b>	<b>\$5,222,308 / 9.99%</b>	<b>\$81,949 / 0.16%</b>	<b>\$1,389,058 / 2.66%</b>	<b>0 / 0%</b>

\*\*\* DOLLARS REPORTED BUT NOT SHOWN IN THESE COLUMNS. T=TREASURY, N=NON-TREASURY, S=SUBCONTRACTOR FUNDS & PROCUREMENT CARD HUB PURCHASES, TC=TERM CONTRACT, I= INTER GOVERNMENTAL



TEXAS HISTORICALLY UNDERUTILIZED BUSINESS (HUB) SEMI-ANNUAL REPORT RECEIVED FOR FISCAL YEAR 2023

SECTION VII - STATE AGENCY EXPENDITURE DATA

FUND TYPE	TOTAL EXPENDITURE	TOTAL SPENT WITH HUBS AMOUNT / %	BLACK AMOUNT / %	HISPANIC AMOUNT / %	WOMAN AMOUNT / %	ASIAN PACIFIC AMOUNT / %	NATIVE AMERICAN AMOUNT / %	SERVICE-DISABLED VETERAN AMOUNT / %
<b>729 - UT SOUTHWESTERN MEDICAL CENTER - PROFESSIONAL SERVICES UNADJUSTED GOAL IS 23.7%</b>								
T	0	0 / 0%	0 / 0%	0 / 0%	0 / 0%	0 / 0%	0 / 0%	0 / 0%
N	\$8,840,769	\$4,298 / 0.05%	0 / 0%	\$3,562 / 0.04%	\$736 / 0.01%	0 / 0%	0 / 0%	0 / 0%
S	***	\$932,079 / 20.24%	0 / 0%	\$358,683 / 7.79%	\$573,396 / 12.45%	0 / 0%	0 / 0%	0 / 0%
-TC	0	0 / 0%	0 / 0%	0 / 0%	0 / 0%	0 / 0%	0 / 0%	0 / 0%
-I	0	0 / 0%	0 / 0%	0 / 0%	0 / 0%	0 / 0%	0 / 0%	0 / 0%
	<b>\$8,840,769</b>	<b>\$936,377 / 20.29%</b>	<b>0 / 0%</b>	<b>\$362,245 / 7.83%</b>	<b>\$574,133 / 12.46%</b>	<b>0 / 0%</b>	<b>0 / 0%</b>	<b>0 / 0%</b>

<b>729 - UT SOUTHWESTERN MEDICAL CENTER - OTHER SERVICES UNADJUSTED GOAL IS 26%</b>								
T	\$-1,497,201	0 / 0%	0 / 0%	0 / 0%	0 / 0%	0 / 0%	0 / 0%	0 / 0%
N	\$148,146,375	\$6,074,088 / 4.10%	\$144,053 / 0.10%	\$2,728,659 / 1.84%	\$1,667,313 / 1.13%	\$1,492,860 / 1.01%	\$41,204 / 0.03%	0 / 0%
S	***	\$3,007 / 0.01%	0 / 0%	0 / 0%	\$3,007 / 0.01%	0 / 0%	0 / 0%	0 / 0%
-TC	0	0 / 0%	0 / 0%	0 / 0%	0 / 0%	0 / 0%	0 / 0%	0 / 0%
-I	0	0 / 0%	0 / 0%	0 / 0%	0 / 0%	0 / 0%	0 / 0%	0 / 0%
	<b>\$146,649,174</b>	<b>\$6,077,095 / 4.11%</b>	<b>\$144,053 / 0.10%</b>	<b>\$2,728,659 / 1.84%</b>	<b>\$1,670,320 / 1.13%</b>	<b>\$1,492,860 / 1.01%</b>	<b>\$41,204 / 0.03%</b>	<b>0 / 0%</b>

<b>729 - UT SOUTHWESTERN MEDICAL CENTER - COMMODITY PURCHASING UNADJUSTED GOAL IS 21.1%</b>								
T	0	0 / 0%	0 / 0%	0 / 0%	0 / 0%	0 / 0%	0 / 0%	0 / 0%
N	\$524,079,906	\$18,131,848 / 3.46%	\$22,286 / 0.00%	\$12,330,773 / 2.35%	\$2,514,684 / 0.48%	\$3,264,104 / 0.62%	0 / 0%	0 / 0%
S	***	0 / 0%	0 / 0%	0 / 0%	0 / 0%	0 / 0%	0 / 0%	0 / 0%
-TC	0	0 / 0%	0 / 0%	0 / 0%	0 / 0%	0 / 0%	0 / 0%	0 / 0%
-I	0	0 / 0%	0 / 0%	0 / 0%	0 / 0%	0 / 0%	0 / 0%	0 / 0%
	<b>\$524,079,906</b>	<b>\$18,131,848 / 3.46%</b>	<b>\$22,286 / 0.00%</b>	<b>\$12,330,773 / 2.35%</b>	<b>\$2,514,684 / 0.48%</b>	<b>\$3,264,104 / 0.62%</b>	<b>0 / 0%</b>	<b>0 / 0%</b>

\*\*\* DOLLARS REPORTED BUT NOT SHOWN IN THESE COLUMNS. T=TREASURY, N=NON-TREASURY, S=SUBCONTRACTOR FUNDS & PROCUREMENT CARD HUB PURCHASES, TC=TERM CONTRACT, I= INTER GOVERNMENTAL



TEXAS HISTORICALLY UNDERUTILIZED BUSINESS (HUB) SEMI-ANNUAL REPORT RECEIVED FOR FISCAL YEAR 2023

SECTION VII - STATE AGENCY EXPENDITURE DATA

FUND TYPE	TOTAL EXPENDITURE	TOTAL SPENT WITH HUBS AMOUNT / %	BLACK AMOUNT / %	HISPANIC AMOUNT / %	WOMAN AMOUNT / %	ASIAN PACIFIC AMOUNT / %	NATIVE AMERICAN AMOUNT / %	SERVICE-DISABLED VETERAN AMOUNT / %
<b>729 - UT SOUTHWESTERN MEDICAL CENTER - Statewide Grand Total Expenditures</b>								
T	\$-1,497,201	0 / 0%	0 / 0%	0 / 0%	0 / 0%	0 / 0%	0 / 0%	0 / 0%
N	\$817,911,452	\$34,365,290 / 4.20%	\$167,769 / 0.02%	\$17,880,438 / 2.19%	\$10,885,483 / 1.33%	\$4,864,191 / 0.59%	\$567,409 / 0.07%	0 / 0%
S	***	\$15,159,675 / 8.01%	\$649,161 / 0.34%	\$3,646,049 / 1.93%	\$9,345,422 / 4.94%	\$490,841 / 0.26%	\$1,028,202 / 0.54%	0 / 0%
-TC	0	0 / 0%	0 / 0%	0 / 0%	0 / 0%	0 / 0%	0 / 0%	0 / 0%
-I	0	0 / 0%	0 / 0%	0 / 0%	0 / 0%	0 / 0%	0 / 0%	0 / 0%
	<b>\$816,414,251</b>	<b>\$49,524,966 / 12.21%</b>	<b>\$816,930 / 0.36%</b>	<b>\$21,526,487 / 4.11%</b>	<b>\$20,230,906 / 6.27%</b>	<b>\$5,355,033 / 0.85%</b>	<b>\$1,595,611 / 0.61%</b>	<b>0 / 0%</b>

\*\*\* DOLLARS REPORTED BUT NOT SHOWN IN THESE COLUMNS. T=TREASURY, N=NON-TREASURY, S=SUBCONTRACTOR FUNDS & PROCUREMENT CARD HUB PURCHASES, TC=TERM CONTRACT, I= INTER GOVERNMENTAL



TEXAS HISTORICALLY UNDERUTILIZED BUSINESS (HUB) SEMI-ANNUAL REPORT RECEIVED FOR FISCAL YEAR 2023

SECTION VII - STATE AGENCY EXPENDITURE DATA

FUND TYPE	TOTAL EXPENDITURE	TOTAL SPENT WITH HUBS AMOUNT / %	BLACK AMOUNT / %	HISPANIC AMOUNT / %	WOMAN AMOUNT / %	ASIAN PACIFIC AMOUNT / %	NATIVE AMERICAN AMOUNT / %	SERVICE-DISABLED VETERAN AMOUNT / %
<b>730 - UNIVERSITY OF HOUSTON - HEAVY CONSTRUCTION UNADJUSTED GOAL IS 11.2%</b>								
T	0	0 / 0%	0 / 0%	0 / 0%	0 / 0%	0 / 0%	0 / 0%	0 / 0%
N	\$32,322	\$32,322 / 100.00%	0 / 0%	\$32,322 / 100.00%	0 / 0%	0 / 0%	0 / 0%	0 / 0%
S	***	0 / 0%	0 / 0%	0 / 0%	0 / 0%	0 / 0%	0 / 0%	0 / 0%
-TC	0	0 / 0%	0 / 0%	0 / 0%	0 / 0%	0 / 0%	0 / 0%	0 / 0%
-I	0	0 / 0%	0 / 0%	0 / 0%	0 / 0%	0 / 0%	0 / 0%	0 / 0%
	<b>\$32,322</b>	<b>\$32,322 / 100.00%</b>	<b>0 / 0%</b>	<b>\$32,322 / 100.00%</b>	<b>0 / 0%</b>	<b>0 / 0%</b>	<b>0 / 0%</b>	<b>0 / 0%</b>

<b>730 - UNIVERSITY OF HOUSTON - BUILDING CONSTRUCTION UNADJUSTED GOAL IS 21.1%</b>								
T	\$5,806,103	\$1,009,672 / 17.39%	0 / 0%	\$78,628 / 1.35%	\$915,936 / 15.78%	\$15,107 / 0.26%	0 / 0%	0 / 0%
N	\$20,618,973	\$1,180,898 / 5.73%	\$30,014 / 0.15%	\$523,020 / 2.54%	\$532,675 / 2.58%	\$95,190 / 0.46%	0 / 0%	0 / 0%
S	***	0 / 0%	0 / 0%	0 / 0%	0 / 0%	0 / 0%	0 / 0%	0 / 0%
-TC	0	0 / 0%	0 / 0%	0 / 0%	0 / 0%	0 / 0%	0 / 0%	0 / 0%
-I	0	0 / 0%	0 / 0%	0 / 0%	0 / 0%	0 / 0%	0 / 0%	0 / 0%
	<b>\$26,425,077</b>	<b>\$2,190,570 / 23.12%</b>	<b>\$30,014 / 0.15%</b>	<b>\$601,648 / 3.89%</b>	<b>\$1,448,611 / 18.36%</b>	<b>\$110,297 / 0.72%</b>	<b>0 / 0%</b>	<b>0 / 0%</b>

<b>730 - UNIVERSITY OF HOUSTON - SPECIAL TRADE UNADJUSTED GOAL IS 32.9%</b>								
T	\$4,186,815	\$783,263 / 18.71%	\$20,207 / 0.48%	\$454,016 / 10.84%	\$301,140 / 7.19%	\$7,901 / 0.19%	0 / 0%	0 / 0%
N	\$10,644,829	\$1,137,462 / 10.69%	\$12,341 / 0.12%	\$576,844 / 5.42%	\$517,931 / 4.87%	\$25,662 / 0.24%	0 / 0%	\$4,684 / 0.04%
S	***	0 / 0%	0 / 0%	0 / 0%	0 / 0%	0 / 0%	0 / 0%	0 / 0%
-TC	0	0 / 0%	0 / 0%	0 / 0%	0 / 0%	0 / 0%	0 / 0%	0 / 0%
-I	0	0 / 0%	0 / 0%	0 / 0%	0 / 0%	0 / 0%	0 / 0%	0 / 0%
	<b>\$14,831,645</b>	<b>\$1,920,725 / 29.39%</b>	<b>\$32,548 / 0.60%</b>	<b>\$1,030,860 / 16.26%</b>	<b>\$819,071 / 12.06%</b>	<b>\$33,563 / 0.43%</b>	<b>0 / 0%</b>	<b>\$4,684 / 0.04%</b>

\*\*\* DOLLARS REPORTED BUT NOT SHOWN IN THESE COLUMNS. T=TREASURY, N=NON-TREASURY, S=SUBCONTRACTOR FUNDS & PROCUREMENT CARD HUB PURCHASES, TC=TERM CONTRACT, I= INTER GOVERNMENTAL





TEXAS HISTORICALLY UNDERUTILIZED BUSINESS (HUB) SEMI-ANNUAL REPORT RECEIVED FOR FISCAL YEAR 2023

SECTION VII - STATE AGENCY EXPENDITURE DATA

FUND TYPE	TOTAL EXPENDITURE	TOTAL SPENT WITH HUBS AMOUNT / %	BLACK AMOUNT / %	HISPANIC AMOUNT / %	WOMAN AMOUNT / %	ASIAN PACIFIC AMOUNT / %	NATIVE AMERICAN AMOUNT / %	SERVICE-DISABLED VETERAN AMOUNT / %
<b>730 - UNIVERSITY OF HOUSTON - PROFESSIONAL SERVICES UNADJUSTED GOAL IS 23.7%</b>								
T	\$293,412	\$29,950 / 10.21%	0 / 0%	\$9,250 / 3.15%	0 / 0%	\$20,700 / 7.05%	0 / 0%	0 / 0%
N	\$547,701	\$25,425 / 4.64%	0 / 0%	\$9,250 / 1.69%	0 / 0%	\$16,175 / 2.95%	0 / 0%	0 / 0%
S	***	0 / 0%	0 / 0%	0 / 0%	0 / 0%	0 / 0%	0 / 0%	0 / 0%
-TC	0	0 / 0%	0 / 0%	0 / 0%	0 / 0%	0 / 0%	0 / 0%	0 / 0%
-I	0	0 / 0%	0 / 0%	0 / 0%	0 / 0%	0 / 0%	0 / 0%	0 / 0%
	<b>\$841,113</b>	<b>\$55,375 / 14.85%</b>	<b>0 / 0%</b>	<b>\$18,500 / 4.84%</b>	<b>0 / 0%</b>	<b>\$36,875 / 10.01%</b>	<b>0 / 0%</b>	<b>0 / 0%</b>
<b>730 - UNIVERSITY OF HOUSTON - OTHER SERVICES UNADJUSTED GOAL IS 26%</b>								
T	\$2,128,676	\$347,578 / 16.33%	\$213 / 0.01%	\$28,870 / 1.36%	\$317,720 / 14.93%	\$775 / 0.04%	0 / 0%	0 / 0%
N	\$35,251,038	\$4,676,904 / 13.27%	\$229,295 / 0.65%	\$1,012,824 / 2.87%	\$2,817,339 / 7.99%	\$304,978 / 0.87%	\$24,683 / 0.07%	\$287,784 / 0.82%
S	***	\$1,066,826 / 5.01%	\$344,100 / 1.62%	\$625,131 / 2.94%	\$64,111 / 0.30%	\$33,484 / 0.16%	0 / 0%	0 / 0%
-TC	0	0 / 0%	0 / 0%	0 / 0%	0 / 0%	0 / 0%	0 / 0%	0 / 0%
-I	0	0 / 0%	0 / 0%	0 / 0%	0 / 0%	0 / 0%	0 / 0%	0 / 0%
	<b>\$37,379,714</b>	<b>\$6,091,308 / 34.61%</b>	<b>\$573,608 / 2.28%</b>	<b>\$1,666,825 / 7.17%</b>	<b>\$3,199,170 / 23.22%</b>	<b>\$339,237 / 1.06%</b>	<b>\$24,683 / 0.07%</b>	<b>\$287,784 / 0.82%</b>
<b>730 - UNIVERSITY OF HOUSTON - COMMODITY PURCHASING UNADJUSTED GOAL IS 21.1%</b>								
T	\$7,558,710	\$2,203,917 / 29.16%	\$208,062 / 2.75%	\$177,105 / 2.34%	\$1,818,749 / 24.06%	0 / 0%	0 / 0%	0 / 0%
N	\$30,964,219	\$7,525,904 / 24.31%	\$2,528,567 / 8.17%	\$1,265,341 / 4.09%	\$3,585,732 / 11.58%	\$53,397 / 0.17%	0 / 0%	\$92,868 / 0.30%
S	***	\$355,039 / 1.32%	\$6,449 / 0.02%	\$211,220 / 0.79%	\$137,370 / 0.51%	0 / 0%	0 / 0%	0 / 0%
-TC	0	0 / 0%	0 / 0%	0 / 0%	0 / 0%	0 / 0%	0 / 0%	0 / 0%
-I	0	0 / 0%	0 / 0%	0 / 0%	0 / 0%	0 / 0%	0 / 0%	0 / 0%
	<b>\$38,522,929</b>	<b>\$10,084,860 / 54.79%</b>	<b>\$2,743,078 / 10.94%</b>	<b>\$1,653,666 / 7.22%</b>	<b>\$5,541,850 / 36.15%</b>	<b>\$53,397 / 0.17%</b>	<b>0 / 0%</b>	<b>\$92,868 / 0.30%</b>

\*\*\* DOLLARS REPORTED BUT NOT SHOWN IN THESE COLUMNS. T=TREASURY, N=NON-TREASURY, S=SUBCONTRACTOR FUNDS & PROCUREMENT CARD HUB PURCHASES, TC=TERM CONTRACT, I= INTER GOVERNMENTAL



TEXAS HISTORICALLY UNDERUTILIZED BUSINESS (HUB) SEMI-ANNUAL REPORT RECEIVED FOR FISCAL YEAR 2023

SECTION VII - STATE AGENCY EXPENDITURE DATA

FUND TYPE	TOTAL EXPENDITURE	TOTAL SPENT WITH HUBS AMOUNT / %	BLACK AMOUNT / %	HISPANIC AMOUNT / %	WOMAN AMOUNT / %	ASIAN PACIFIC AMOUNT / %	NATIVE AMERICAN AMOUNT / %	SERVICE-DISABLED VETERAN AMOUNT / %
<b>730 - UNIVERSITY OF HOUSTON - Statewide Grand Total Expenditures</b>								
T	\$19,973,717	\$4,374,380 / 21.90%	\$228,482 / 1.14%	\$747,869 / 3.74%	\$3,353,545 / 16.79%	\$44,483 / 0.22%	0 / 0%	0 / 0%
N	\$98,059,082	\$14,578,914 / 14.87%	\$2,800,216 / 2.86%	\$3,419,600 / 3.49%	\$7,453,676 / 7.60%	\$495,402 / 0.51%	\$24,683 / 0.03%	\$385,336 / 0.39%
S	***	\$1,421,865 / 2.96%	\$350,549 / 0.73%	\$836,351 / 1.74%	\$201,481 / 0.42%	\$33,484 / 0.07%	0 / 0%	0 / 0%
-TC	0	0 / 0%	0 / 0%	0 / 0%	0 / 0%	0 / 0%	0 / 0%	0 / 0%
-I	0	0 / 0%	0 / 0%	0 / 0%	0 / 0%	0 / 0%	0 / 0%	0 / 0%
	<b>\$118,032,799</b>	<b>\$20,375,159 / 39.72%</b>	<b>\$3,379,247 / 4.73%</b>	<b>\$5,003,821 / 8.97%</b>	<b>\$11,008,702 / 24.81%</b>	<b>\$573,369 / 0.80%</b>	<b>\$24,683 / 0.03%</b>	<b>\$385,336 / 0.39%</b>

\*\*\* DOLLARS REPORTED BUT NOT SHOWN IN THESE COLUMNS. T=TREASURY, N=NON-TREASURY, S=SUBCONTRACTOR FUNDS & PROCUREMENT CARD HUB PURCHASES, TC=TERM CONTRACT, I= INTER GOVERNMENTAL



TEXAS HISTORICALLY UNDERUTILIZED BUSINESS (HUB) SEMI-ANNUAL REPORT RECEIVED FOR FISCAL YEAR 2023

SECTION VII - STATE AGENCY EXPENDITURE DATA

FUND TYPE	TOTAL EXPENDITURE	TOTAL SPENT WITH HUBS AMOUNT / %	BLACK AMOUNT / %	HISPANIC AMOUNT / %	WOMAN AMOUNT / %	ASIAN PACIFIC AMOUNT / %	NATIVE AMERICAN AMOUNT / %	SERVICE-DISABLED VETERAN AMOUNT / %
<b>731 - TEXAS WOMAN'S UNIVERSITY - HEAVY CONSTRUCTION UNADJUSTED GOAL IS 11.2%</b>								
T	0	0 / 0%	0 / 0%	0 / 0%	0 / 0%	0 / 0%	0 / 0%	0 / 0%
N	\$469,471	\$193,257 / 41.16%	0 / 0%	\$90,551 / 19.29%	\$102,706 / 21.88%	0 / 0%	0 / 0%	0 / 0%
S	***	0 / 0%	0 / 0%	0 / 0%	0 / 0%	0 / 0%	0 / 0%	0 / 0%
-TC	0	0 / 0%	0 / 0%	0 / 0%	0 / 0%	0 / 0%	0 / 0%	0 / 0%
-I	0	0 / 0%	0 / 0%	0 / 0%	0 / 0%	0 / 0%	0 / 0%	0 / 0%
	<b>\$469,471</b>	<b>\$193,257 / 41.16%</b>	<b>0 / 0%</b>	<b>\$90,551 / 19.29%</b>	<b>\$102,706 / 21.88%</b>	<b>0 / 0%</b>	<b>0 / 0%</b>	<b>0 / 0%</b>

<b>731 - TEXAS WOMAN'S UNIVERSITY - BUILDING CONSTRUCTION UNADJUSTED GOAL IS 21.1%</b>								
T	0	0 / 0%	0 / 0%	0 / 0%	0 / 0%	0 / 0%	0 / 0%	0 / 0%
N	\$10,033,980	\$1,709,529 / 17.04%	0 / 0%	\$26,581 / 0.26%	\$1,160,362 / 11.56%	\$173,271 / 1.73%	0 / 0%	\$349,315 / 3.48%
S	***	\$699,138 / 7.26%	0 / 0%	\$351,245 / 3.65%	\$310,001 / 3.22%	\$37,891 / 0.39%	0 / 0%	0 / 0%
-TC	0	0 / 0%	0 / 0%	0 / 0%	0 / 0%	0 / 0%	0 / 0%	0 / 0%
-I	0	0 / 0%	0 / 0%	0 / 0%	0 / 0%	0 / 0%	0 / 0%	0 / 0%
	<b>\$10,033,980</b>	<b>\$2,408,667 / 24.30%</b>	<b>0 / 0%</b>	<b>\$377,827 / 3.91%</b>	<b>\$1,470,363 / 14.78%</b>	<b>\$211,162 / 2.12%</b>	<b>0 / 0%</b>	<b>\$349,315 / 3.48%</b>

<b>731 - TEXAS WOMAN'S UNIVERSITY - SPECIAL TRADE UNADJUSTED GOAL IS 32.9%</b>								
T	0	0 / 0%	0 / 0%	0 / 0%	0 / 0%	0 / 0%	0 / 0%	0 / 0%
N	\$2,123,946	\$283,834 / 13.36%	0 / 0%	\$34,293 / 1.61%	\$159,447 / 7.51%	0 / 0%	0 / 0%	\$90,094 / 4.24%
S	***	0 / 0%	0 / 0%	0 / 0%	0 / 0%	0 / 0%	0 / 0%	0 / 0%
-TC	0	0 / 0%	0 / 0%	0 / 0%	0 / 0%	0 / 0%	0 / 0%	0 / 0%
-I	0	0 / 0%	0 / 0%	0 / 0%	0 / 0%	0 / 0%	0 / 0%	0 / 0%
	<b>\$2,123,946</b>	<b>\$283,834 / 13.36%</b>	<b>0 / 0%</b>	<b>\$34,293 / 1.61%</b>	<b>\$159,447 / 7.51%</b>	<b>0 / 0%</b>	<b>0 / 0%</b>	<b>\$90,094 / 4.24%</b>

\*\*\* DOLLARS REPORTED BUT NOT SHOWN IN THESE COLUMNS. T=TREASURY, N=NON-TREASURY, S=SUBCONTRACTOR FUNDS & PROCUREMENT CARD HUB PURCHASES, TC=TERM CONTRACT, I= INTER GOVERNMENTAL



TEXAS HISTORICALLY UNDERUTILIZED BUSINESS (HUB) SEMI-ANNUAL REPORT RECEIVED FOR FISCAL YEAR 2023

SECTION VII - STATE AGENCY EXPENDITURE DATA

FUND TYPE	TOTAL EXPENDITURE	TOTAL SPENT WITH HUBS AMOUNT / %	BLACK AMOUNT / %	HISPANIC AMOUNT / %	WOMAN AMOUNT / %	ASIAN PACIFIC AMOUNT / %	NATIVE AMERICAN AMOUNT / %	SERVICE-DISABLED VETERAN AMOUNT / %
<b>731 - TEXAS WOMAN'S UNIVERSITY - PROFESSIONAL SERVICES UNADJUSTED GOAL IS 23.7%</b>								
T	0	0 / 0%	0 / 0%	0 / 0%	0 / 0%	0 / 0%	0 / 0%	0 / 0%
N	\$312,978	\$5,225 / 1.67%	0 / 0%	0 / 0%	\$5,225 / 1.67%	0 / 0%	0 / 0%	0 / 0%
S	***	0 / 0%	0 / 0%	0 / 0%	0 / 0%	0 / 0%	0 / 0%	0 / 0%
-TC	0	0 / 0%	0 / 0%	0 / 0%	0 / 0%	0 / 0%	0 / 0%	0 / 0%
-I	0	0 / 0%	0 / 0%	0 / 0%	0 / 0%	0 / 0%	0 / 0%	0 / 0%
	<b>\$312,978</b>	<b>\$5,225 / 1.67%</b>	<b>0 / 0%</b>	<b>0 / 0%</b>	<b>\$5,225 / 1.67%</b>	<b>0 / 0%</b>	<b>0 / 0%</b>	<b>0 / 0%</b>

<b>731 - TEXAS WOMAN'S UNIVERSITY - OTHER SERVICES UNADJUSTED GOAL IS 26%</b>								
T	0	0 / 0%	0 / 0%	0 / 0%	0 / 0%	0 / 0%	0 / 0%	0 / 0%
N	\$12,983,896	\$897,576 / 6.91%	\$52,587 / 0.41%	\$133,428 / 1.03%	\$346,175 / 2.67%	\$365,386 / 2.81%	0 / 0%	0 / 0%
S	***	\$14,663 / 1.11%	\$1,554 / 0.12%	\$1,365 / 0.10%	\$5,015 / 0.38%	\$6,729 / 0.51%	0 / 0%	0 / 0%
-TC	0	0 / 0%	0 / 0%	0 / 0%	0 / 0%	0 / 0%	0 / 0%	0 / 0%
-I	0	0 / 0%	0 / 0%	0 / 0%	0 / 0%	0 / 0%	0 / 0%	0 / 0%
	<b>\$12,983,896</b>	<b>\$912,239 / 8.03%</b>	<b>\$54,141 / 0.52%</b>	<b>\$134,793 / 1.13%</b>	<b>\$351,190 / 3.05%</b>	<b>\$372,115 / 3.32%</b>	<b>0 / 0%</b>	<b>0 / 0%</b>

<b>731 - TEXAS WOMAN'S UNIVERSITY - COMMODITY PURCHASING UNADJUSTED GOAL IS 21.1%</b>								
T	0	0 / 0%	0 / 0%	0 / 0%	0 / 0%	0 / 0%	0 / 0%	0 / 0%
N	\$10,285,439	\$2,172,169 / 21.12%	\$91,035 / 0.89%	\$655,786 / 6.38%	\$1,257,989 / 12.23%	\$141,969 / 1.38%	0 / 0%	\$25,392 / 0.25%
S	***	\$224,220 / 2.81%	\$202,500 / 2.54%	\$4,166 / 0.05%	\$17,219 / 0.22%	\$335 / 0.00%	0 / 0%	0 / 0%
-TC	0	0 / 0%	0 / 0%	0 / 0%	0 / 0%	0 / 0%	0 / 0%	0 / 0%
-I	0	0 / 0%	0 / 0%	0 / 0%	0 / 0%	0 / 0%	0 / 0%	0 / 0%
	<b>\$10,285,439</b>	<b>\$2,396,390 / 23.93%</b>	<b>\$293,535 / 3.43%</b>	<b>\$659,951 / 6.43%</b>	<b>\$1,275,208 / 12.45%</b>	<b>\$142,304 / 1.38%</b>	<b>0 / 0%</b>	<b>\$25,392 / 0.25%</b>

\*\*\* DOLLARS REPORTED BUT NOT SHOWN IN THESE COLUMNS. T=TREASURY, N=NON-TREASURY, S=SUBCONTRACTOR FUNDS & PROCUREMENT CARD HUB PURCHASES, TC=TERM CONTRACT, I= INTER GOVERNMENT



TEXAS HISTORICALLY UNDERUTILIZED BUSINESS (HUB) SEMI-ANNUAL REPORT RECEIVED FOR FISCAL YEAR 2023

SECTION VII - STATE AGENCY EXPENDITURE DATA

FUND TYPE	TOTAL EXPENDITURE	TOTAL SPENT WITH HUBS AMOUNT / %	BLACK AMOUNT / %	HISPANIC AMOUNT / %	WOMAN AMOUNT / %	ASIAN PACIFIC AMOUNT / %	NATIVE AMERICAN AMOUNT / %	SERVICE-DISABLED VETERAN AMOUNT / %
<b>731 - TEXAS WOMAN'S UNIVERSITY - Statewide Grand Total Expenditures</b>								
T	0	0 / 0%	0 / 0%	0 / 0%	0 / 0%	0 / 0%	0 / 0%	0 / 0%
N	\$36,209,710	\$5,261,591 / 14.53%	\$143,622 / 0.40%	\$940,639 / 2.60%	\$3,031,905 / 8.37%	\$680,625 / 1.88%	0 / 0%	\$464,801 / 1.28%
S	***	\$938,021 / 4.48%	\$204,054 / 0.97%	\$356,776 / 1.70%	\$332,235 / 1.59%	\$44,955 / 0.21%	0 / 0%	0 / 0%
-TC	0	0 / 0%	0 / 0%	0 / 0%	0 / 0%	0 / 0%	0 / 0%	0 / 0%
-I	0	0 / 0%	0 / 0%	0 / 0%	0 / 0%	0 / 0%	0 / 0%	0 / 0%
	<b>\$36,209,710</b>	<b>\$6,199,613 / 19.01%</b>	<b>\$347,676 / 1.37%</b>	<b>\$1,297,415 / 4.30%</b>	<b>\$3,364,140 / 9.96%</b>	<b>\$725,580 / 2.09%</b>	<b>0 / 0%</b>	<b>\$464,801 / 1.28%</b>

\*\*\* DOLLARS REPORTED BUT NOT SHOWN IN THESE COLUMNS. T=TREASURY, N=NON-TREASURY, S=SUBCONTRACTOR FUNDS & PROCUREMENT CARD HUB PURCHASES, TC=TERM CONTRACT, I= INTER GOVERNMENTAL



TEXAS HISTORICALLY UNDERUTILIZED BUSINESS (HUB) SEMI-ANNUAL REPORT RECEIVED FOR FISCAL YEAR 2023

SECTION VII - STATE AGENCY EXPENDITURE DATA

FUND TYPE	TOTAL EXPENDITURE	TOTAL SPENT WITH HUBS AMOUNT / %	BLACK AMOUNT / %	HISPANIC AMOUNT / %	WOMAN AMOUNT / %	ASIAN PACIFIC AMOUNT / %	NATIVE AMERICAN AMOUNT / %	SERVICE-DISABLED VETERAN AMOUNT / %
<b>732 - TEXAS A &amp; M UNIVERSITY - KINGSVILLE - HEAVY CONSTRUCTION UNADJUSTED GOAL IS 11.2%</b>								
T	0	0 / 0%	0 / 0%	0 / 0%	0 / 0%	0 / 0%	0 / 0%	0 / 0%
N	0	0 / 0%	0 / 0%	0 / 0%	0 / 0%	0 / 0%	0 / 0%	0 / 0%
S	***	0 / 0%	0 / 0%	0 / 0%	0 / 0%	0 / 0%	0 / 0%	0 / 0%
-TC	0	0 / 0%	0 / 0%	0 / 0%	0 / 0%	0 / 0%	0 / 0%	0 / 0%
-I	0	0 / 0%	0 / 0%	0 / 0%	0 / 0%	0 / 0%	0 / 0%	0 / 0%
	<b>0</b>	<b>0 / 0%</b>	<b>0 / 0%</b>	<b>0 / 0%</b>	<b>0 / 0%</b>	<b>0 / 0%</b>	<b>0 / 0%</b>	<b>0 / 0%</b>

<b>732 - TEXAS A &amp; M UNIVERSITY - KINGSVILLE - BUILDING CONSTRUCTION UNADJUSTED GOAL IS 21.1%</b>								
T	0	0 / 0%	0 / 0%	0 / 0%	0 / 0%	0 / 0%	0 / 0%	0 / 0%
N	\$3,104,036	\$751,759 / 24.22%	0 / 0%	\$727,387 / 23.43%	\$24,371 / 0.79%	0 / 0%	0 / 0%	0 / 0%
S	***	0 / 0%	0 / 0%	0 / 0%	0 / 0%	0 / 0%	0 / 0%	0 / 0%
-TC	0	0 / 0%	0 / 0%	0 / 0%	0 / 0%	0 / 0%	0 / 0%	0 / 0%
-I	0	0 / 0%	0 / 0%	0 / 0%	0 / 0%	0 / 0%	0 / 0%	0 / 0%
	<b>\$3,104,036</b>	<b>\$751,759 / 24.22%</b>	<b>0 / 0%</b>	<b>\$727,387 / 23.43%</b>	<b>\$24,371 / 0.79%</b>	<b>0 / 0%</b>	<b>0 / 0%</b>	<b>0 / 0%</b>

<b>732 - TEXAS A &amp; M UNIVERSITY - KINGSVILLE - SPECIAL TRADE UNADJUSTED GOAL IS 32.9%</b>								
T	0	0 / 0%	0 / 0%	0 / 0%	0 / 0%	0 / 0%	0 / 0%	0 / 0%
N	\$2,666,778	\$314,081 / 11.78%	0 / 0%	\$195,068 / 7.31%	\$119,014 / 4.46%	0 / 0%	0 / 0%	0 / 0%
S	***	0 / 0%	0 / 0%	0 / 0%	0 / 0%	0 / 0%	0 / 0%	0 / 0%
-TC	0	0 / 0%	0 / 0%	0 / 0%	0 / 0%	0 / 0%	0 / 0%	0 / 0%
-I	0	0 / 0%	0 / 0%	0 / 0%	0 / 0%	0 / 0%	0 / 0%	0 / 0%
	<b>\$2,666,778</b>	<b>\$314,081 / 11.78%</b>	<b>0 / 0%</b>	<b>\$195,068 / 7.31%</b>	<b>\$119,014 / 4.46%</b>	<b>0 / 0%</b>	<b>0 / 0%</b>	<b>0 / 0%</b>

\*\*\* DOLLARS REPORTED BUT NOT SHOWN IN THESE COLUMNS. T=TREASURY, N=NON-TREASURY, S=SUBCONTRACTOR FUNDS & PROCUREMENT CARD HUB PURCHASES, TC=TERM CONTRACT, I= INTER GOVERNMENT



TEXAS HISTORICALLY UNDERUTILIZED BUSINESS (HUB) SEMI-ANNUAL REPORT RECEIVED FOR FISCAL YEAR 2023

SECTION VII - STATE AGENCY EXPENDITURE DATA

FUND TYPE	TOTAL EXPENDITURE	TOTAL SPENT WITH HUBS AMOUNT / %	BLACK AMOUNT / %	HISPANIC AMOUNT / %	WOMAN AMOUNT / %	ASIAN PACIFIC AMOUNT / %	NATIVE AMERICAN AMOUNT / %	SERVICE-DISABLED VETERAN AMOUNT / %
-----------	-------------------	----------------------------------	------------------	---------------------	------------------	--------------------------	----------------------------	-------------------------------------

732 - TEXAS A & M UNIVERSITY - KINGSVILLE - PROFESSIONAL SERVICES UNADJUSTED GOAL IS 23.7%

T	0	0 / 0%	0 / 0%	0 / 0%	0 / 0%	0 / 0%	0 / 0%	0 / 0%
N	\$168,274	\$10,250 / 6.09%	0 / 0%	\$10,250 / 6.09%	0 / 0%	0 / 0%	0 / 0%	0 / 0%
S	***	0 / 0%	0 / 0%	0 / 0%	0 / 0%	0 / 0%	0 / 0%	0 / 0%
-TC	0	0 / 0%	0 / 0%	0 / 0%	0 / 0%	0 / 0%	0 / 0%	0 / 0%
-I	0	0 / 0%	0 / 0%	0 / 0%	0 / 0%	0 / 0%	0 / 0%	0 / 0%
	<b>\$168,274</b>	<b>\$10,250 / 6.09%</b>	<b>0 / 0%</b>	<b>\$10,250 / 6.09%</b>	<b>0 / 0%</b>	<b>0 / 0%</b>	<b>0 / 0%</b>	<b>0 / 0%</b>

732 - TEXAS A & M UNIVERSITY - KINGSVILLE - OTHER SERVICES UNADJUSTED GOAL IS 26%

T	0	0 / 0%	0 / 0%	0 / 0%	0 / 0%	0 / 0%	0 / 0%	0 / 0%
N	\$10,013,668	\$694,091 / 6.93%	\$1,503 / 0.02%	\$151,102 / 1.51%	\$541,388 / 5.41%	\$99 / 0.00%	0 / 0%	0 / 0%
S	***	0 / 0%	0 / 0%	0 / 0%	0 / 0%	0 / 0%	0 / 0%	0 / 0%
-TC	0	0 / 0%	0 / 0%	0 / 0%	0 / 0%	0 / 0%	0 / 0%	0 / 0%
-I	0	0 / 0%	0 / 0%	0 / 0%	0 / 0%	0 / 0%	0 / 0%	0 / 0%
	<b>\$10,013,668</b>	<b>\$694,091 / 6.93%</b>	<b>\$1,503 / 0.02%</b>	<b>\$151,102 / 1.51%</b>	<b>\$541,388 / 5.41%</b>	<b>\$99 / 0.00%</b>	<b>0 / 0%</b>	<b>0 / 0%</b>

732 - TEXAS A & M UNIVERSITY - KINGSVILLE - COMMODITY PURCHASING UNADJUSTED GOAL IS 21.1%

T	\$-216	-\$173 / 80.44%	-\$173 / 80.44%	0 / 0%	0 / 0%	0 / 0%	0 / 0%	0 / 0%
N	\$6,102,410	\$1,571,924 / 25.76%	\$518,629 / 8.50%	\$566,144 / 9.28%	\$316,825 / 5.19%	\$170,325 / 2.79%	0 / 0%	0 / 0%
S	***	0 / 0%	0 / 0%	0 / 0%	0 / 0%	0 / 0%	0 / 0%	0 / 0%
-TC	0	0 / 0%	0 / 0%	0 / 0%	0 / 0%	0 / 0%	0 / 0%	0 / 0%
-I	0	0 / 0%	0 / 0%	0 / 0%	0 / 0%	0 / 0%	0 / 0%	0 / 0%
	<b>\$6,102,194</b>	<b>\$1,571,750 / 106.19%</b>	<b>\$518,456 / 88.93%</b>	<b>\$566,144 / 9.28%</b>	<b>\$316,825 / 5.19%</b>	<b>\$170,325 / 2.79%</b>	<b>0 / 0%</b>	<b>0 / 0%</b>

\*\*\* DOLLARS REPORTED BUT NOT SHOWN IN THESE COLUMNS. T=TREASURY, N=NON-TREASURY, S=SUBCONTRACTOR FUNDS & PROCUREMENT CARD HUB PURCHASES, TC=TERM CONTRACT, I= INTER GOVERNMENT



TEXAS HISTORICALLY UNDERUTILIZED BUSINESS (HUB) SEMI-ANNUAL REPORT RECEIVED FOR FISCAL YEAR 2023

SECTION VII - STATE AGENCY EXPENDITURE DATA

FUND TYPE	TOTAL EXPENDITURE	TOTAL SPENT WITH HUBS AMOUNT / %	BLACK AMOUNT / %	HISPANIC AMOUNT / %	WOMAN AMOUNT / %	ASIAN PACIFIC AMOUNT / %	NATIVE AMERICAN AMOUNT / %	SERVICE-DISABLED VETERAN AMOUNT / %
<b>732 - TEXAS A &amp; M UNIVERSITY - KINGSVILLE - Statewide Grand Total Expenditures</b>								
T	\$-216	-\$173 / 80.44%	-\$173 / 80.44%	0 / 0%	0 / 0%	0 / 0%	0 / 0%	0 / 0%
N	\$22,055,166	\$3,342,105 / 15.15%	\$520,133 / 2.36%	\$1,649,951 / 7.48%	\$1,001,598 / 4.54%	\$170,424 / 0.77%	0 / 0%	0 / 0%
S	***	0 / 0%	0 / 0%	0 / 0%	0 / 0%	0 / 0%	0 / 0%	0 / 0%
-TC	0	0 / 0%	0 / 0%	0 / 0%	0 / 0%	0 / 0%	0 / 0%	0 / 0%
-I	0	0 / 0%	0 / 0%	0 / 0%	0 / 0%	0 / 0%	0 / 0%	0 / 0%
	<b>\$22,054,950</b>	<b>\$3,341,932 / 95.59%</b>	<b>\$519,959 / 82.79%</b>	<b>\$1,649,951 / 7.48%</b>	<b>\$1,001,598 / 4.54%</b>	<b>\$170,424 / 0.77%</b>	<b>0 / 0%</b>	<b>0 / 0%</b>

\*\*\* DOLLARS REPORTED BUT NOT SHOWN IN THESE COLUMNS. T=TREASURY, N=NON-TREASURY, S=SUBCONTRACTOR FUNDS & PROCUREMENT CARD HUB PURCHASES, TC=TERM CONTRACT, I= INTER GOVERNMENTAL





TEXAS HISTORICALLY UNDERUTILIZED BUSINESS (HUB) SEMI-ANNUAL REPORT RECEIVED FOR FISCAL YEAR 2023

SECTION VII - STATE AGENCY EXPENDITURE DATA

FUND TYPE	TOTAL EXPENDITURE	TOTAL SPENT WITH HUBS AMOUNT / %	BLACK AMOUNT / %	HISPANIC AMOUNT / %	WOMAN AMOUNT / %	ASIAN PACIFIC AMOUNT / %	NATIVE AMERICAN AMOUNT / %	SERVICE-DISABLED VETERAN AMOUNT / %
<b>733 - TEXAS TECH UNIVERSITY - HEAVY CONSTRUCTION UNADJUSTED GOAL IS 11.2%</b>								
T	\$-268,952	0 / 0%	0 / 0%	0 / 0%	0 / 0%	0 / 0%	0 / 0%	0 / 0%
N	\$487,656	\$15,894 / 3.26%	0 / 0%	0 / 0%	0 / 0%	0 / 0%	\$15,894 / 3.26%	0 / 0%
S	***	0 / 0%	0 / 0%	0 / 0%	0 / 0%	0 / 0%	0 / 0%	0 / 0%
-TC	0	0 / 0%	0 / 0%	0 / 0%	0 / 0%	0 / 0%	0 / 0%	0 / 0%
-I	0	0 / 0%	0 / 0%	0 / 0%	0 / 0%	0 / 0%	0 / 0%	0 / 0%
	<b>\$218,704</b>	<b>\$15,894 / 3.26%</b>	<b>0 / 0%</b>	<b>0 / 0%</b>	<b>0 / 0%</b>	<b>0 / 0%</b>	<b>\$15,894 / 3.26%</b>	<b>0 / 0%</b>

<b>733 - TEXAS TECH UNIVERSITY - BUILDING CONSTRUCTION UNADJUSTED GOAL IS 21.1%</b>								
T	\$8,984,859	\$55,340 / 0.62%	0 / 0%	\$5,663 / 0.06%	\$49,677 / 0.55%	0 / 0%	0 / 0%	0 / 0%
N	\$19,604,671	\$524,650 / 2.68%	0 / 0%	\$377,098 / 1.92%	\$145,032 / 0.74%	\$2,520 / 0.01%	0 / 0%	0 / 0%
S	***	\$484,733 / 1.75%	\$14,325 / 0.05%	\$48,095 / 0.17%	\$422,312 / 1.52%	0 / 0%	0 / 0%	0 / 0%
-TC	0	0 / 0%	0 / 0%	0 / 0%	0 / 0%	0 / 0%	0 / 0%	0 / 0%
-I	0	0 / 0%	0 / 0%	0 / 0%	0 / 0%	0 / 0%	0 / 0%	0 / 0%
	<b>\$28,589,530</b>	<b>\$1,064,723 / 5.04%</b>	<b>\$14,325 / 0.05%</b>	<b>\$430,856 / 2.16%</b>	<b>\$617,021 / 2.81%</b>	<b>\$2,520 / 0.01%</b>	<b>0 / 0%</b>	<b>0 / 0%</b>

<b>733 - TEXAS TECH UNIVERSITY - SPECIAL TRADE UNADJUSTED GOAL IS 32.9%</b>								
T	\$3,115,292	\$1,622,561 / 52.08%	\$1,081 / 0.03%	\$114,120 / 3.66%	\$1,111,768 / 35.69%	0 / 0%	\$395,592 / 12.70%	0 / 0%
N	\$17,117,278	\$3,188,138 / 18.63%	\$13,680 / 0.08%	\$203,386 / 1.19%	\$2,758,257 / 16.11%	0 / 0%	\$212,815 / 1.24%	0 / 0%
S	***	\$532,477 / 2.68%	0 / 0%	\$8,565 / 0.04%	\$523,912 / 2.64%	0 / 0%	0 / 0%	0 / 0%
-TC	0	0 / 0%	0 / 0%	0 / 0%	0 / 0%	0 / 0%	0 / 0%	0 / 0%
-I	0	0 / 0%	0 / 0%	0 / 0%	0 / 0%	0 / 0%	0 / 0%	0 / 0%
	<b>\$20,232,570</b>	<b>\$5,343,176 / 73.39%</b>	<b>\$14,761 / 0.11%</b>	<b>\$326,072 / 4.89%</b>	<b>\$4,393,937 / 54.44%</b>	<b>0 / 0%</b>	<b>\$608,407 / 13.94%</b>	<b>0 / 0%</b>

\*\*\* DOLLARS REPORTED BUT NOT SHOWN IN THESE COLUMNS. T=TREASURY, N=NON-TREASURY, S=SUBCONTRACTOR FUNDS & PROCUREMENT CARD HUB PURCHASES, TC=TERM CONTRACT, I= INTER GOVERNMENTAL



TEXAS HISTORICALLY UNDERUTILIZED BUSINESS (HUB) SEMI-ANNUAL REPORT RECEIVED FOR FISCAL YEAR 2023

SECTION VII - STATE AGENCY EXPENDITURE DATA

FUND TYPE	TOTAL EXPENDITURE	TOTAL SPENT WITH HUBS AMOUNT / %	BLACK AMOUNT / %	HISPANIC AMOUNT / %	WOMAN AMOUNT / %	ASIAN PACIFIC AMOUNT / %	NATIVE AMERICAN AMOUNT / %	SERVICE-DISABLED VETERAN AMOUNT / %
<b>733 - TEXAS TECH UNIVERSITY - PROFESSIONAL SERVICES UNADJUSTED GOAL IS 23.7%</b>								
T	\$45,561	\$25,000 / 54.87%	0 / 0%	0 / 0%	\$25,000 / 54.87%	0 / 0%	0 / 0%	0 / 0%
N	\$335,031	\$7,200 / 2.15%	0 / 0%	0 / 0%	\$7,200 / 2.15%	0 / 0%	0 / 0%	0 / 0%
S	***	0 / 0%	0 / 0%	0 / 0%	0 / 0%	0 / 0%	0 / 0%	0 / 0%
-TC	0	0 / 0%	0 / 0%	0 / 0%	0 / 0%	0 / 0%	0 / 0%	0 / 0%
-I	0	0 / 0%	0 / 0%	0 / 0%	0 / 0%	0 / 0%	0 / 0%	0 / 0%
	<b>\$380,593</b>	<b>\$32,200 / 57.02%</b>	<b>0 / 0%</b>	<b>0 / 0%</b>	<b>\$32,200 / 57.02%</b>	<b>0 / 0%</b>	<b>0 / 0%</b>	<b>0 / 0%</b>
<b>733 - TEXAS TECH UNIVERSITY - OTHER SERVICES UNADJUSTED GOAL IS 26%</b>								
T	\$537,443	\$7,943 / 1.48%	\$5,210 / 0.97%	\$940 / 0.17%	\$1,793 / 0.33%	0 / 0%	0 / 0%	0 / 0%
N	\$27,471,521	\$3,817,736 / 13.90%	\$1,363,414 / 4.96%	\$413,959 / 1.51%	\$1,869,010 / 6.80%	\$170,008 / 0.62%	\$1,344 / 0.00%	0 / 0%
S	***	\$2,959 / 0.04%	0 / 0%	0 / 0%	\$2,959 / 0.04%	0 / 0%	0 / 0%	0 / 0%
-TC	0	0 / 0%	0 / 0%	0 / 0%	0 / 0%	0 / 0%	0 / 0%	0 / 0%
-I	0	0 / 0%	0 / 0%	0 / 0%	0 / 0%	0 / 0%	0 / 0%	0 / 0%
	<b>\$28,008,965</b>	<b>\$3,828,638 / 15.42%</b>	<b>\$1,368,624 / 5.93%</b>	<b>\$414,899 / 1.68%</b>	<b>\$1,873,762 / 7.18%</b>	<b>\$170,008 / 0.62%</b>	<b>\$1,344 / 0.00%</b>	<b>0 / 0%</b>
<b>733 - TEXAS TECH UNIVERSITY - COMMODITY PURCHASING UNADJUSTED GOAL IS 21.1%</b>								
T	\$5,107,548	\$1,909,859 / 37.39%	\$952,075 / 18.64%	\$811,947 / 15.90%	\$139,939 / 2.74%	\$5,897 / 0.12%	0 / 0%	0 / 0%
N	\$39,333,554	\$13,453,973 / 34.20%	\$5,263,365 / 13.38%	\$5,895,626 / 14.99%	\$1,856,571 / 4.72%	\$413,730 / 1.05%	\$24,681 / 0.06%	0 / 0%
S	***	\$6,882 / 0.06%	\$2,666 / 0.02%	0 / 0%	\$3,361 / 0.03%	0 / 0%	\$855 / 0.01%	0 / 0%
-TC	0	0 / 0%	0 / 0%	0 / 0%	0 / 0%	0 / 0%	0 / 0%	0 / 0%
-I	0	0 / 0%	0 / 0%	0 / 0%	0 / 0%	0 / 0%	0 / 0%	0 / 0%
	<b>\$44,441,102</b>	<b>\$15,370,714 / 71.65%</b>	<b>\$6,218,106 / 32.04%</b>	<b>\$6,707,574 / 30.89%</b>	<b>\$1,999,871 / 7.49%</b>	<b>\$419,627 / 1.17%</b>	<b>\$25,536 / 0.07%</b>	<b>0 / 0%</b>

\*\*\* DOLLARS REPORTED BUT NOT SHOWN IN THESE COLUMNS. T=TREASURY, N=NON-TREASURY, S=SUBCONTRACTOR FUNDS & PROCUREMENT CARD HUB PURCHASES, TC=TERM CONTRACT, I= INTER GOVERNMENTAL



TEXAS HISTORICALLY UNDERUTILIZED BUSINESS (HUB) SEMI-ANNUAL REPORT RECEIVED FOR FISCAL YEAR 2023

SECTION VII - STATE AGENCY EXPENDITURE DATA

FUND TYPE	TOTAL EXPENDITURE	TOTAL SPENT WITH HUBS AMOUNT / %	BLACK AMOUNT / %	HISPANIC AMOUNT / %	WOMAN AMOUNT / %	ASIAN PACIFIC AMOUNT / %	NATIVE AMERICAN AMOUNT / %	SERVICE-DISABLED VETERAN AMOUNT / %
<b>733 - TEXAS TECH UNIVERSITY - Statewide Grand Total Expenditures</b>								
T	\$17,521,752	\$3,620,703 / 20.66%	\$958,366 / 5.47%	\$932,671 / 5.32%	\$1,328,177 / 7.58%	\$5,897 / 0.03%	\$395,592 / 2.26%	0 / 0%
N	\$104,349,711	\$21,007,591 / 20.13%	\$6,640,460 / 6.36%	\$6,890,070 / 6.60%	\$6,636,070 / 6.36%	\$586,258 / 0.56%	\$254,733 / 0.24%	0 / 0%
S	***	\$1,027,051 / 1.52%	\$16,991 / 0.03%	\$56,660 / 0.08%	\$952,544 / 1.41%	0 / 0%	\$855 / 0.00%	0 / 0%
-TC	0	0 / 0%	0 / 0%	0 / 0%	0 / 0%	0 / 0%	0 / 0%	0 / 0%
-I	0	0 / 0%	0 / 0%	0 / 0%	0 / 0%	0 / 0%	0 / 0%	0 / 0%
	<b>\$121,871,463</b>	<b>\$25,655,344 / 42.32%</b>	<b>\$7,615,817 / 11.86%</b>	<b>\$7,879,401 / 12.01%</b>	<b>\$8,916,791 / 15.35%</b>	<b>\$592,155 / 0.60%</b>	<b>\$651,180 / 2.50%</b>	<b>0 / 0%</b>

\*\*\* DOLLARS REPORTED BUT NOT SHOWN IN THESE COLUMNS. T=TREASURY, N=NON-TREASURY, S=SUBCONTRACTOR FUNDS & PROCUREMENT CARD HUB PURCHASES, TC=TERM CONTRACT, I= INTER GOVERNMENTAL



TEXAS HISTORICALLY UNDERUTILIZED BUSINESS (HUB) SEMI-ANNUAL REPORT RECEIVED FOR FISCAL YEAR 2023

SECTION VII - STATE AGENCY EXPENDITURE DATA

FUND TYPE	TOTAL EXPENDITURE	TOTAL SPENT WITH HUBS AMOUNT / %	BLACK AMOUNT / %	HISPANIC AMOUNT / %	WOMAN AMOUNT / %	ASIAN PACIFIC AMOUNT / %	NATIVE AMERICAN AMOUNT / %	SERVICE-DISABLED VETERAN AMOUNT / %
-----------	-------------------	----------------------------------	------------------	---------------------	------------------	--------------------------	----------------------------	-------------------------------------

734 - LAMAR UNIVERSITY - BEAUMONT - HEAVY CONSTRUCTION UNADJUSTED GOAL IS 11.2%

T	0	0 / 0%	0 / 0%	0 / 0%	0 / 0%	0 / 0%	0 / 0%	0 / 0%
N	\$178,630	0 / 0%	0 / 0%	0 / 0%	0 / 0%	0 / 0%	0 / 0%	0 / 0%
S	***	0 / 0%	0 / 0%	0 / 0%	0 / 0%	0 / 0%	0 / 0%	0 / 0%
-TC	0	0 / 0%	0 / 0%	0 / 0%	0 / 0%	0 / 0%	0 / 0%	0 / 0%
-I	0	0 / 0%	0 / 0%	0 / 0%	0 / 0%	0 / 0%	0 / 0%	0 / 0%
	<b>\$178,630</b>	<b>0 / 0%</b>	<b>0 / 0%</b>	<b>0 / 0%</b>	<b>0 / 0%</b>	<b>0 / 0%</b>	<b>0 / 0%</b>	<b>0 / 0%</b>

734 - LAMAR UNIVERSITY - BEAUMONT - BUILDING CONSTRUCTION UNADJUSTED GOAL IS 21.1%

T	\$1,537,759	\$381,231 / 24.79%	0 / 0%	\$381,231 / 24.79%	0 / 0%	0 / 0%	0 / 0%	0 / 0%
N	\$89,499	\$88,883 / 99.31%	0 / 0%	\$88,883 / 99.31%	0 / 0%	0 / 0%	0 / 0%	0 / 0%
S	***	\$448,085 / 27.55%	0 / 0%	\$240,411 / 14.78%	\$207,674 / 12.77%	0 / 0%	0 / 0%	0 / 0%
-TC	0	0 / 0%	0 / 0%	0 / 0%	0 / 0%	0 / 0%	0 / 0%	0 / 0%
-I	0	0 / 0%	0 / 0%	0 / 0%	0 / 0%	0 / 0%	0 / 0%	0 / 0%
	<b>\$1,627,259</b>	<b>\$918,199 / 151.65%</b>	<b>0 / 0%</b>	<b>\$710,525 / 138.88%</b>	<b>\$207,674 / 12.77%</b>	<b>0 / 0%</b>	<b>0 / 0%</b>	<b>0 / 0%</b>

734 - LAMAR UNIVERSITY - BEAUMONT - SPECIAL TRADE UNADJUSTED GOAL IS 32.9%

T	\$1,303,772	\$55,435 / 4.25%	0 / 0%	\$14,886 / 1.14%	\$40,549 / 3.11%	0 / 0%	0 / 0%	0 / 0%
N	\$1,632,691	\$643,500 / 39.41%	0 / 0%	\$502,851 / 30.80%	\$140,649 / 8.61%	0 / 0%	0 / 0%	0 / 0%
S	***	\$404,619 / 13.82%	\$36,710 / 1.25%	\$117,666 / 4.02%	\$250,243 / 8.55%	0 / 0%	0 / 0%	0 / 0%
-TC	0	0 / 0%	0 / 0%	0 / 0%	0 / 0%	0 / 0%	0 / 0%	0 / 0%
-I	0	0 / 0%	0 / 0%	0 / 0%	0 / 0%	0 / 0%	0 / 0%	0 / 0%
	<b>\$2,936,463</b>	<b>\$1,103,555 / 57.49%</b>	<b>\$36,710 / 1.25%</b>	<b>\$635,403 / 35.96%</b>	<b>\$431,442 / 20.27%</b>	<b>0 / 0%</b>	<b>0 / 0%</b>	<b>0 / 0%</b>

\*\*\* DOLLARS REPORTED BUT NOT SHOWN IN THESE COLUMNS. T=TREASURY, N=NON-TREASURY, S=SUBCONTRACTOR FUNDS & PROCUREMENT CARD HUB PURCHASES, TC=TERM CONTRACT, I= INTER GOVERNMENT



TEXAS HISTORICALLY UNDERUTILIZED BUSINESS (HUB) SEMI-ANNUAL REPORT RECEIVED FOR FISCAL YEAR 2023

SECTION VII - STATE AGENCY EXPENDITURE DATA

FUND TYPE	TOTAL EXPENDITURE	TOTAL SPENT WITH HUBS AMOUNT / %	BLACK AMOUNT / %	HISPANIC AMOUNT / %	WOMAN AMOUNT / %	ASIAN PACIFIC AMOUNT / %	NATIVE AMERICAN AMOUNT / %	SERVICE-DISABLED VETERAN AMOUNT / %
<b>734 - LAMAR UNIVERSITY - BEAUMONT - PROFESSIONAL SERVICES UNADJUSTED GOAL IS 23.7%</b>								
T	\$345,058	\$60,668 / 17.58%	0 / 0%	\$56,359 / 16.33%	\$2,000 / 0.58%	\$2,309 / 0.67%	0 / 0%	0 / 0%
N	\$126,295	\$35,146 / 27.83%	0 / 0%	\$33,876 / 26.82%	0 / 0%	\$1,270 / 1.01%	0 / 0%	0 / 0%
S	***	\$134,347 / 32.26%	0 / 0%	\$18,859 / 4.53%	\$100,400 / 24.11%	\$13,775 / 3.31%	\$1,313 / 0.32%	0 / 0%
-TC	0	0 / 0%	0 / 0%	0 / 0%	0 / 0%	0 / 0%	0 / 0%	0 / 0%
-I	\$219	0 / 0%	0 / 0%	0 / 0%	0 / 0%	0 / 0%	0 / 0%	0 / 0%
	<b>\$471,133</b>	<b>\$230,161 / 77.67%</b>	<b>0 / 0%</b>	<b>\$109,094 / 47.69%</b>	<b>\$102,400 / 24.69%</b>	<b>\$17,354 / 4.98%</b>	<b>\$1,313 / 0.32%</b>	<b>0 / 0%</b>
<b>734 - LAMAR UNIVERSITY - BEAUMONT - OTHER SERVICES UNADJUSTED GOAL IS 26%</b>								
T	\$479,574	\$31,772 / 6.63%	0 / 0%	\$36 / 0.01%	\$31,736 / 6.62%	0 / 0%	0 / 0%	0 / 0%
N	\$5,745,957	\$927,255 / 16.14%	\$52,113 / 0.91%	\$113,342 / 1.97%	\$469,258 / 8.17%	\$292,542 / 5.09%	0 / 0%	0 / 0%
S	***	0 / 0%	0 / 0%	0 / 0%	0 / 0%	0 / 0%	0 / 0%	0 / 0%
-TC	\$10,214	0 / 0%	0 / 0%	0 / 0%	0 / 0%	0 / 0%	0 / 0%	0 / 0%
-I	\$47,170	0 / 0%	0 / 0%	0 / 0%	0 / 0%	0 / 0%	0 / 0%	0 / 0%
	<b>\$6,168,147</b>	<b>\$959,027 / 22.76%</b>	<b>\$52,113 / 0.91%</b>	<b>\$113,378 / 1.98%</b>	<b>\$500,994 / 14.78%</b>	<b>\$292,542 / 5.09%</b>	<b>0 / 0%</b>	<b>0 / 0%</b>
<b>734 - LAMAR UNIVERSITY - BEAUMONT - COMMODITY PURCHASING UNADJUSTED GOAL IS 21.1%</b>								
T	\$1,556,463	\$685,695 / 44.05%	\$337,145 / 21.66%	\$21,420 / 1.38%	\$105,274 / 6.76%	\$221,855 / 14.25%	0 / 0%	0 / 0%
N	\$8,095,375	\$800,723 / 9.89%	\$112,187 / 1.39%	\$255,007 / 3.15%	\$321,227 / 3.97%	\$112,303 / 1.39%	0 / 0%	0 / 0%
S	***	0 / 0%	0 / 0%	0 / 0%	0 / 0%	0 / 0%	0 / 0%	0 / 0%
-TC	\$20,608	0 / 0%	0 / 0%	0 / 0%	0 / 0%	0 / 0%	0 / 0%	0 / 0%
-I	\$237	0 / 0%	0 / 0%	0 / 0%	0 / 0%	0 / 0%	0 / 0%	0 / 0%
	<b>\$9,630,993</b>	<b>\$1,486,418 / 53.95%</b>	<b>\$449,332 / 23.05%</b>	<b>\$276,427 / 4.53%</b>	<b>\$426,501 / 10.73%</b>	<b>\$334,158 / 15.64%</b>	<b>0 / 0%</b>	<b>0 / 0%</b>

\*\*\* DOLLARS REPORTED BUT NOT SHOWN IN THESE COLUMNS. T=TREASURY, N=NON-TREASURY, S=SUBCONTRACTOR FUNDS & PROCUREMENT CARD HUB PURCHASES, TC=TERM CONTRACT, I= INTER GOVERNMENT



TEXAS HISTORICALLY UNDERUTILIZED BUSINESS (HUB) SEMI-ANNUAL REPORT RECEIVED FOR FISCAL YEAR 2023

SECTION VII - STATE AGENCY EXPENDITURE DATA

FUND TYPE	TOTAL EXPENDITURE	TOTAL SPENT WITH HUBS AMOUNT / %	BLACK AMOUNT / %	HISPANIC AMOUNT / %	WOMAN AMOUNT / %	ASIAN PACIFIC AMOUNT / %	NATIVE AMERICAN AMOUNT / %	SERVICE-DISABLED VETERAN AMOUNT / %
<b>734 - LAMAR UNIVERSITY - BEAUMONT - Statewide Grand Total Expenditures</b>								
T	\$5,222,625	\$1,214,801 / 23.26%	\$337,145 / 6.46%	\$473,933 / 9.07%	\$179,559 / 3.44%	\$224,164 / 4.29%	0 / 0%	0 / 0%
N	\$15,868,448	\$2,495,508 / 15.73%	\$164,300 / 1.04%	\$993,959 / 6.26%	\$931,134 / 5.87%	\$406,115 / 2.56%	0 / 0%	0 / 0%
S	***	\$987,051 / 19.17%	\$36,710 / 0.71%	\$376,936 / 7.32%	\$558,317 / 10.84%	\$13,775 / 0.27%	\$1,313 / 0.03%	0 / 0%
-TC	\$30,822	0 / 0%	0 / 0%	0 / 0%	0 / 0%	0 / 0%	0 / 0%	0 / 0%
-I	\$47,625	0 / 0%	0 / 0%	0 / 0%	0 / 0%	0 / 0%	0 / 0%	0 / 0%
	<b>\$21,012,625</b>	<b>\$4,697,360 / 58.16%</b>	<b>\$538,155 / 8.20%</b>	<b>\$1,844,828 / 22.66%</b>	<b>\$1,669,011 / 20.15%</b>	<b>\$644,054 / 7.12%</b>	<b>\$1,313 / 0.03%</b>	<b>0 / 0%</b>

\*\*\* DOLLARS REPORTED BUT NOT SHOWN IN THESE COLUMNS. T=TREASURY, N=NON-TREASURY, S=SUBCONTRACTOR FUNDS & PROCUREMENT CARD HUB PURCHASES, TC=TERM CONTRACT, I= INTER GOVERNMENTAL



TEXAS HISTORICALLY UNDERUTILIZED BUSINESS (HUB) SEMI-ANNUAL REPORT RECEIVED FOR FISCAL YEAR 2023

SECTION VII - STATE AGENCY EXPENDITURE DATA

FUND TYPE	TOTAL EXPENDITURE	TOTAL SPENT WITH HUBS AMOUNT / %	BLACK AMOUNT / %	HISPANIC AMOUNT / %	WOMAN AMOUNT / %	ASIAN PACIFIC AMOUNT / %	NATIVE AMERICAN AMOUNT / %	SERVICE-DISABLED VETERAN AMOUNT / %
-----------	-------------------	----------------------------------	------------------	---------------------	------------------	--------------------------	----------------------------	-------------------------------------

735 - MIDWESTERN STATE UNIVERSITY - HEAVY CONSTRUCTION UNADJUSTED GOAL IS 11.2%

T	\$122,887	0 / 0%	0 / 0%	0 / 0%	0 / 0%	0 / 0%	0 / 0%	0 / 0%
N	\$8,963	0 / 0%	0 / 0%	0 / 0%	0 / 0%	0 / 0%	0 / 0%	0 / 0%
S	***	0 / 0%	0 / 0%	0 / 0%	0 / 0%	0 / 0%	0 / 0%	0 / 0%
-TC	0	0 / 0%	0 / 0%	0 / 0%	0 / 0%	0 / 0%	0 / 0%	0 / 0%
-I	0	0 / 0%	0 / 0%	0 / 0%	0 / 0%	0 / 0%	0 / 0%	0 / 0%
	<b>\$131,851</b>	<b>0 / 0%</b>	<b>0 / 0%</b>	<b>0 / 0%</b>	<b>0 / 0%</b>	<b>0 / 0%</b>	<b>0 / 0%</b>	<b>0 / 0%</b>

735 - MIDWESTERN STATE UNIVERSITY - BUILDING CONSTRUCTION UNADJUSTED GOAL IS 21.1%

T	\$2,724	0 / 0%	0 / 0%	0 / 0%	0 / 0%	0 / 0%	0 / 0%	0 / 0%
N	\$419,035	0 / 0%	0 / 0%	0 / 0%	0 / 0%	0 / 0%	0 / 0%	0 / 0%
S	***	\$2,185 / 0.52%	\$2,185 / 0.52%	0 / 0%	0 / 0%	0 / 0%	0 / 0%	0 / 0%
-TC	0	0 / 0%	0 / 0%	0 / 0%	0 / 0%	0 / 0%	0 / 0%	0 / 0%
-I	0	0 / 0%	0 / 0%	0 / 0%	0 / 0%	0 / 0%	0 / 0%	0 / 0%
	<b>\$421,759</b>	<b>\$2,185 / 0.52%</b>	<b>\$2,185 / 0.52%</b>	<b>0 / 0%</b>	<b>0 / 0%</b>	<b>0 / 0%</b>	<b>0 / 0%</b>	<b>0 / 0%</b>

735 - MIDWESTERN STATE UNIVERSITY - SPECIAL TRADE UNADJUSTED GOAL IS 32.9%

T	\$154,816	0 / 0%	0 / 0%	0 / 0%	0 / 0%	0 / 0%	0 / 0%	0 / 0%
N	\$311,512	0 / 0%	0 / 0%	0 / 0%	0 / 0%	0 / 0%	0 / 0%	0 / 0%
S	***	0 / 0%	0 / 0%	0 / 0%	0 / 0%	0 / 0%	0 / 0%	0 / 0%
-TC	0	0 / 0%	0 / 0%	0 / 0%	0 / 0%	0 / 0%	0 / 0%	0 / 0%
-I	0	0 / 0%	0 / 0%	0 / 0%	0 / 0%	0 / 0%	0 / 0%	0 / 0%
	<b>\$466,327</b>	<b>0 / 0%</b>	<b>0 / 0%</b>	<b>0 / 0%</b>	<b>0 / 0%</b>	<b>0 / 0%</b>	<b>0 / 0%</b>	<b>0 / 0%</b>

\*\*\* DOLLARS REPORTED BUT NOT SHOWN IN THESE COLUMNS. T=TREASURY, N=NON-TREASURY, S=SUBCONTRACTOR FUNDS & PROCUREMENT CARD HUB PURCHASES, TC=TERM CONTRACT, I= INTER GOVERNMENT



TEXAS HISTORICALLY UNDERUTILIZED BUSINESS (HUB) SEMI-ANNUAL REPORT RECEIVED FOR FISCAL YEAR 2023

SECTION VII - STATE AGENCY EXPENDITURE DATA

FUND TYPE	TOTAL EXPENDITURE	TOTAL SPENT WITH HUBS AMOUNT / %	BLACK AMOUNT / %	HISPANIC AMOUNT / %	WOMAN AMOUNT / %	ASIAN PACIFIC AMOUNT / %	NATIVE AMERICAN AMOUNT / %	SERVICE-DISABLED VETERAN AMOUNT / %
<b>735 - MIDWESTERN STATE UNIVERSITY - PROFESSIONAL SERVICES UNADJUSTED GOAL IS 23.7%</b>								
T	0	0 / 0%	0 / 0%	0 / 0%	0 / 0%	0 / 0%	0 / 0%	0 / 0%
N	\$305,682	0 / 0%	0 / 0%	0 / 0%	0 / 0%	0 / 0%	0 / 0%	0 / 0%
S	***	0 / 0%	0 / 0%	0 / 0%	0 / 0%	0 / 0%	0 / 0%	0 / 0%
-TC	0	0 / 0%	0 / 0%	0 / 0%	0 / 0%	0 / 0%	0 / 0%	0 / 0%
-I	0	0 / 0%	0 / 0%	0 / 0%	0 / 0%	0 / 0%	0 / 0%	0 / 0%
	<b>\$305,682</b>	<b>0 / 0%</b>	<b>0 / 0%</b>	<b>0 / 0%</b>	<b>0 / 0%</b>	<b>0 / 0%</b>	<b>0 / 0%</b>	<b>0 / 0%</b>
<b>735 - MIDWESTERN STATE UNIVERSITY - OTHER SERVICES UNADJUSTED GOAL IS 26%</b>								
T	\$399,431	0 / 0%	0 / 0%	0 / 0%	0 / 0%	0 / 0%	0 / 0%	0 / 0%
N	\$2,628,761	\$28,624 / 1.09%	0 / 0%	0 / 0%	\$28,624 / 1.09%	0 / 0%	0 / 0%	0 / 0%
S	***	\$216 / 0.01%	0 / 0%	0 / 0%	\$55 / 0.00%	\$161 / 0.01%	0 / 0%	0 / 0%
-TC	0	0 / 0%	0 / 0%	0 / 0%	0 / 0%	0 / 0%	0 / 0%	0 / 0%
-I	\$10,155	0 / 0%	0 / 0%	0 / 0%	0 / 0%	0 / 0%	0 / 0%	0 / 0%
	<b>\$3,018,037</b>	<b>\$28,840 / 1.10%</b>	<b>0 / 0%</b>	<b>0 / 0%</b>	<b>\$28,679 / 1.09%</b>	<b>\$161 / 0.01%</b>	<b>0 / 0%</b>	<b>0 / 0%</b>
<b>735 - MIDWESTERN STATE UNIVERSITY - COMMODITY PURCHASING UNADJUSTED GOAL IS 21.1%</b>								
T	\$1,232,287	\$144,633 / 11.74%	\$11,852 / 0.96%	\$94,196 / 7.64%	\$23,864 / 1.94%	\$14,721 / 1.19%	0 / 0%	0 / 0%
N	\$2,445,877	\$353,877 / 14.47%	\$99,400 / 4.06%	\$875 / 0.04%	\$188,924 / 7.72%	\$61,703 / 2.52%	0 / 0%	\$2,975 / 0.12%
S	***	\$15,022 / 0.48%	\$2,984 / 0.09%	0 / 0%	\$12,038 / 0.38%	0 / 0%	0 / 0%	0 / 0%
-TC	\$14,960	0 / 0%	0 / 0%	0 / 0%	0 / 0%	0 / 0%	0 / 0%	0 / 0%
-I	0	0 / 0%	0 / 0%	0 / 0%	0 / 0%	0 / 0%	0 / 0%	0 / 0%
	<b>\$3,663,204</b>	<b>\$513,532 / 26.68%</b>	<b>\$114,235 / 5.12%</b>	<b>\$95,071 / 7.68%</b>	<b>\$224,827 / 10.04%</b>	<b>\$76,425 / 3.72%</b>	<b>0 / 0%</b>	<b>\$2,975 / 0.12%</b>

\*\*\* DOLLARS REPORTED BUT NOT SHOWN IN THESE COLUMNS. T=TREASURY, N=NON-TREASURY, S=SUBCONTRACTOR FUNDS & PROCUREMENT CARD HUB PURCHASES, TC=TERM CONTRACT, I= INTER GOVERNMENT





TEXAS HISTORICALLY UNDERUTILIZED BUSINESS (HUB) SEMI-ANNUAL REPORT RECEIVED FOR FISCAL YEAR 2023

SECTION VII - STATE AGENCY EXPENDITURE DATA

FUND TYPE	TOTAL EXPENDITURE	TOTAL SPENT WITH HUBS AMOUNT / %	BLACK AMOUNT / %	HISPANIC AMOUNT / %	WOMAN AMOUNT / %	ASIAN PACIFIC AMOUNT / %	NATIVE AMERICAN AMOUNT / %	SERVICE-DISABLED VETERAN AMOUNT / %
<b>735 - MIDWESTERN STATE UNIVERSITY - Statewide Grand Total Expenditures</b>								
T	\$1,912,146	\$144,633 / 7.56%	\$11,852 / 0.62%	\$94,196 / 4.93%	\$23,864 / 1.25%	\$14,721 / 0.77%	0 / 0%	0 / 0%
N	\$6,119,829	\$382,501 / 6.25%	\$99,400 / 1.62%	\$875 / 0.01%	\$217,549 / 3.55%	\$61,703 / 1.01%	0 / 0%	\$2,975 / 0.05%
S	***	\$17,423 / 0.29%	\$5,169 / 0.09%	0 / 0%	\$12,093 / 0.20%	\$161 / 0.00%	0 / 0%	0 / 0%
-TC	\$14,960	0 / 0%	0 / 0%	0 / 0%	0 / 0%	0 / 0%	0 / 0%	0 / 0%
-I	\$10,155	0 / 0%	0 / 0%	0 / 0%	0 / 0%	0 / 0%	0 / 0%	0 / 0%
	<b>\$8,006,860</b>	<b>\$544,557 / 14.11%</b>	<b>\$116,420 / 2.33%</b>	<b>\$95,071 / 4.94%</b>	<b>\$253,506 / 5.00%</b>	<b>\$76,585 / 1.78%</b>	<b>0 / 0%</b>	<b>\$2,975 / 0.05%</b>

\*\*\* DOLLARS REPORTED BUT NOT SHOWN IN THESE COLUMNS. T=TREASURY, N=NON-TREASURY, S=SUBCONTRACTOR FUNDS & PROCUREMENT CARD HUB PURCHASES, TC=TERM CONTRACT, I= INTER GOVERNMENTAL



TEXAS HISTORICALLY UNDERUTILIZED BUSINESS (HUB) SEMI-ANNUAL REPORT RECEIVED FOR FISCAL YEAR 2023

SECTION VII - STATE AGENCY EXPENDITURE DATA

FUND TYPE	TOTAL EXPENDITURE	TOTAL SPENT WITH HUBS AMOUNT / %	BLACK AMOUNT / %	HISPANIC AMOUNT / %	WOMAN AMOUNT / %	ASIAN PACIFIC AMOUNT / %	NATIVE AMERICAN AMOUNT / %	SERVICE-DISABLED VETERAN AMOUNT / %
<b>737 - ANGELO STATE UNIVERSITY - HEAVY CONSTRUCTION UNADJUSTED GOAL IS 11.2%</b>								
T	0	0 / 0%	0 / 0%	0 / 0%	0 / 0%	0 / 0%	0 / 0%	0 / 0%
N	0	0 / 0%	0 / 0%	0 / 0%	0 / 0%	0 / 0%	0 / 0%	0 / 0%
S	***	0 / 0%	0 / 0%	0 / 0%	0 / 0%	0 / 0%	0 / 0%	0 / 0%
-TC	0	0 / 0%	0 / 0%	0 / 0%	0 / 0%	0 / 0%	0 / 0%	0 / 0%
-I	0	0 / 0%	0 / 0%	0 / 0%	0 / 0%	0 / 0%	0 / 0%	0 / 0%
	<b>0</b>	<b>0 / 0%</b>	<b>0 / 0%</b>	<b>0 / 0%</b>	<b>0 / 0%</b>	<b>0 / 0%</b>	<b>0 / 0%</b>	<b>0 / 0%</b>

<b>737 - ANGELO STATE UNIVERSITY - BUILDING CONSTRUCTION UNADJUSTED GOAL IS 21.1%</b>								
T	\$858,622	\$850,526 / 99.06%	0 / 0%	\$792,426 / 92.29%	\$58,100 / 6.77%	0 / 0%	0 / 0%	0 / 0%
N	\$2,169,794	\$71,468 / 3.29%	0 / 0%	\$36,772 / 1.69%	\$34,696 / 1.60%	0 / 0%	0 / 0%	0 / 0%
S	***	\$109,636 / 5.53%	0 / 0%	\$1,187 / 0.06%	\$108,449 / 5.47%	0 / 0%	0 / 0%	0 / 0%
-TC	0	0 / 0%	0 / 0%	0 / 0%	0 / 0%	0 / 0%	0 / 0%	0 / 0%
-I	0	0 / 0%	0 / 0%	0 / 0%	0 / 0%	0 / 0%	0 / 0%	0 / 0%
	<b>\$3,028,417</b>	<b>\$1,031,631 / 107.88%</b>	<b>0 / 0%</b>	<b>\$830,386 / 94.05%</b>	<b>\$201,245 / 13.83%</b>	<b>0 / 0%</b>	<b>0 / 0%</b>	<b>0 / 0%</b>

<b>737 - ANGELO STATE UNIVERSITY - SPECIAL TRADE UNADJUSTED GOAL IS 32.9%</b>								
T	\$363,502	\$77,772 / 21.40%	0 / 0%	0 / 0%	\$77,772 / 21.40%	0 / 0%	0 / 0%	0 / 0%
N	\$986,158	\$440,930 / 44.71%	0 / 0%	\$116,864 / 11.85%	\$324,066 / 32.86%	0 / 0%	0 / 0%	0 / 0%
S	***	\$216 / 0.03%	0 / 0%	0 / 0%	\$216 / 0.03%	0 / 0%	0 / 0%	0 / 0%
-TC	\$48,247	0 / 0%	0 / 0%	0 / 0%	0 / 0%	0 / 0%	0 / 0%	0 / 0%
-I	\$4,743	0 / 0%	0 / 0%	0 / 0%	0 / 0%	0 / 0%	0 / 0%	0 / 0%
	<b>\$1,296,670</b>	<b>\$518,918 / 66.13%</b>	<b>0 / 0%</b>	<b>\$116,864 / 11.85%</b>	<b>\$402,054 / 54.28%</b>	<b>0 / 0%</b>	<b>0 / 0%</b>	<b>0 / 0%</b>

\*\*\* DOLLARS REPORTED BUT NOT SHOWN IN THESE COLUMNS. T=TREASURY, N=NON-TREASURY, S=SUBCONTRACTOR FUNDS & PROCUREMENT CARD HUB PURCHASES, TC=TERM CONTRACT, I= INTER GOVERNMENT



TEXAS HISTORICALLY UNDERUTILIZED BUSINESS (HUB) SEMI-ANNUAL REPORT RECEIVED FOR FISCAL YEAR 2023

SECTION VII - STATE AGENCY EXPENDITURE DATA

FUND TYPE	TOTAL EXPENDITURE	TOTAL SPENT WITH HUBS AMOUNT / %	BLACK AMOUNT / %	HISPANIC AMOUNT / %	WOMAN AMOUNT / %	ASIAN PACIFIC AMOUNT / %	NATIVE AMERICAN AMOUNT / %	SERVICE-DISABLED VETERAN AMOUNT / %
<b>737 - ANGELO STATE UNIVERSITY - PROFESSIONAL SERVICES UNADJUSTED GOAL IS 23.7%</b>								
T	\$30,959	0 / 0%	0 / 0%	0 / 0%	0 / 0%	0 / 0%	0 / 0%	0 / 0%
N	\$395,896	\$43,761 / 11.05%	0 / 0%	0 / 0%	\$43,761 / 11.05%	0 / 0%	0 / 0%	0 / 0%
S	***	\$51,242 / 19.23%	0 / 0%	\$35,142 / 13.19%	\$6,900 / 2.59%	\$9,200 / 3.45%	0 / 0%	0 / 0%
-TC	0	0 / 0%	0 / 0%	0 / 0%	0 / 0%	0 / 0%	0 / 0%	0 / 0%
-I	0	0 / 0%	0 / 0%	0 / 0%	0 / 0%	0 / 0%	0 / 0%	0 / 0%
	<b>\$426,856</b>	<b>\$95,003 / 30.29%</b>	<b>0 / 0%</b>	<b>\$35,142 / 13.19%</b>	<b>\$50,661 / 13.64%</b>	<b>\$9,200 / 3.45%</b>	<b>0 / 0%</b>	<b>0 / 0%</b>
<b>737 - ANGELO STATE UNIVERSITY - OTHER SERVICES UNADJUSTED GOAL IS 26%</b>								
T	\$1,333,328	\$101,771 / 7.63%	\$60,413 / 4.53%	\$21,403 / 1.61%	\$17,146 / 1.29%	\$2,809 / 0.21%	0 / 0%	0 / 0%
N	\$3,292,368	\$730,838 / 22.20%	\$350,679 / 10.65%	\$27,172 / 0.83%	\$232,059 / 7.05%	\$120,928 / 3.67%	0 / 0%	0 / 0%
S	***	\$74,855 / 11.10%	0 / 0%	\$74,082 / 10.99%	\$773 / 0.11%	0 / 0%	0 / 0%	0 / 0%
-TC	\$7,682	0 / 0%	0 / 0%	0 / 0%	0 / 0%	0 / 0%	0 / 0%	0 / 0%
-I	\$26,937	0 / 0%	0 / 0%	0 / 0%	0 / 0%	0 / 0%	0 / 0%	0 / 0%
	<b>\$4,591,076</b>	<b>\$907,463 / 40.93%</b>	<b>\$411,093 / 15.18%</b>	<b>\$122,656 / 13.42%</b>	<b>\$249,978 / 8.45%</b>	<b>\$123,737 / 3.88%</b>	<b>0 / 0%</b>	<b>0 / 0%</b>
<b>737 - ANGELO STATE UNIVERSITY - COMMODITY PURCHASING UNADJUSTED GOAL IS 21.1%</b>								
T	\$974,993	\$605,387 / 62.09%	\$289,516 / 29.69%	\$5,506 / 0.56%	\$211,306 / 21.67%	\$99,058 / 10.16%	0 / 0%	0 / 0%
N	\$9,937,161	\$3,628,971 / 36.52%	\$1,165,290 / 11.73%	\$78,146 / 0.79%	\$1,937,409 / 19.50%	\$448,125 / 4.51%	0 / 0%	0 / 0%
S	***	\$35,819 / 0.63%	\$3,666 / 0.06%	\$183 / 0.00%	\$29,195 / 0.52%	\$2,775 / 0.05%	0 / 0%	0 / 0%
-TC	\$304,553	0 / 0%	0 / 0%	0 / 0%	0 / 0%	0 / 0%	0 / 0%	0 / 0%
-I	\$48	0 / 0%	0 / 0%	0 / 0%	0 / 0%	0 / 0%	0 / 0%	0 / 0%
	<b>\$10,607,553</b>	<b>\$4,270,176 / 99.25%</b>	<b>\$1,458,472 / 41.49%</b>	<b>\$83,836 / 1.35%</b>	<b>\$2,177,910 / 41.69%</b>	<b>\$549,958 / 14.72%</b>	<b>0 / 0%</b>	<b>0 / 0%</b>

\*\*\* DOLLARS REPORTED BUT NOT SHOWN IN THESE COLUMNS. T=TREASURY, N=NON-TREASURY, S=SUBCONTRACTOR FUNDS & PROCUREMENT CARD HUB PURCHASES, TC=TERM CONTRACT, I= INTER GOVERNMENTAL



TEXAS HISTORICALLY UNDERUTILIZED BUSINESS (HUB) SEMI-ANNUAL REPORT RECEIVED FOR FISCAL YEAR 2023

SECTION VII - STATE AGENCY EXPENDITURE DATA

FUND TYPE	TOTAL EXPENDITURE	TOTAL SPENT WITH HUBS AMOUNT / %	BLACK AMOUNT / %	HISPANIC AMOUNT / %	WOMAN AMOUNT / %	ASIAN PACIFIC AMOUNT / %	NATIVE AMERICAN AMOUNT / %	SERVICE-DISABLED VETERAN AMOUNT / %
<b>737 - ANGELO STATE UNIVERSITY - Statewide Grand Total Expenditures</b>								
T	\$3,561,404	\$1,635,456 / 45.92%	\$349,929 / 9.83%	\$819,335 / 23.01%	\$364,325 / 10.23%	\$101,867 / 2.86%	0 / 0%	0 / 0%
N	\$16,781,378	\$4,915,967 / 29.29%	\$1,515,970 / 9.03%	\$258,955 / 1.54%	\$2,571,990 / 15.33%	\$569,053 / 3.39%	0 / 0%	0 / 0%
S	***	\$271,768 / 2.90%	\$3,666 / 0.04%	\$110,595 / 1.18%	\$145,532 / 1.56%	\$11,975 / 0.13%	0 / 0%	0 / 0%
-TC	\$360,482	0 / 0%	0 / 0%	0 / 0%	0 / 0%	0 / 0%	0 / 0%	0 / 0%
-I	\$31,728	0 / 0%	0 / 0%	0 / 0%	0 / 0%	0 / 0%	0 / 0%	0 / 0%
	<b>\$19,950,572</b>	<b>\$6,823,191 / 78.12%</b>	<b>\$1,869,565 / 18.90%</b>	<b>\$1,188,885 / 25.73%</b>	<b>\$3,081,847 / 27.11%</b>	<b>\$682,895 / 6.38%</b>	<b>0 / 0%</b>	<b>0 / 0%</b>

\*\*\* DOLLARS REPORTED BUT NOT SHOWN IN THESE COLUMNS. T=TREASURY, N=NON-TREASURY, S=SUBCONTRACTOR FUNDS & PROCUREMENT CARD HUB PURCHASES, TC=TERM CONTRACT, I= INTER GOVERNMENTAL



TEXAS HISTORICALLY UNDERUTILIZED BUSINESS (HUB) SEMI-ANNUAL REPORT RECEIVED FOR FISCAL YEAR 2023

SECTION VII - STATE AGENCY EXPENDITURE DATA

FUND TYPE	TOTAL EXPENDITURE	TOTAL SPENT WITH HUBS AMOUNT / %	BLACK AMOUNT / %	HISPANIC AMOUNT / %	WOMAN AMOUNT / %	ASIAN PACIFIC AMOUNT / %	NATIVE AMERICAN AMOUNT / %	SERVICE-DISABLED VETERAN AMOUNT / %
-----------	-------------------	----------------------------------	------------------	---------------------	------------------	--------------------------	----------------------------	-------------------------------------

738 - UNIVERSITY OF TEXAS AT DALLAS - HEAVY CONSTRUCTION UNADJUSTED GOAL IS 11.2%

T	0	0 / 0%	0 / 0%	0 / 0%	0 / 0%	0 / 0%	0 / 0%	0 / 0%
N	0	0 / 0%	0 / 0%	0 / 0%	0 / 0%	0 / 0%	0 / 0%	0 / 0%
S	***	0 / 0%	0 / 0%	0 / 0%	0 / 0%	0 / 0%	0 / 0%	0 / 0%
-TC	0	0 / 0%	0 / 0%	0 / 0%	0 / 0%	0 / 0%	0 / 0%	0 / 0%
-I	0	0 / 0%	0 / 0%	0 / 0%	0 / 0%	0 / 0%	0 / 0%	0 / 0%
	<b>0</b>	<b>0 / 0%</b>	<b>0 / 0%</b>	<b>0 / 0%</b>	<b>0 / 0%</b>	<b>0 / 0%</b>	<b>0 / 0%</b>	<b>0 / 0%</b>

738 - UNIVERSITY OF TEXAS AT DALLAS - BUILDING CONSTRUCTION UNADJUSTED GOAL IS 21.1%

T	0	0 / 0%	0 / 0%	0 / 0%	0 / 0%	0 / 0%	0 / 0%	0 / 0%
N	\$10,583,308	\$482,701 / 4.56%	0 / 0%	\$21,568 / 0.20%	\$379,388 / 3.58%	0 / 0%	\$81,744 / 0.77%	0 / 0%
S	***	0 / 0%	0 / 0%	0 / 0%	0 / 0%	0 / 0%	0 / 0%	0 / 0%
-TC	0	0 / 0%	0 / 0%	0 / 0%	0 / 0%	0 / 0%	0 / 0%	0 / 0%
-I	0	0 / 0%	0 / 0%	0 / 0%	0 / 0%	0 / 0%	0 / 0%	0 / 0%
	<b>\$10,583,308</b>	<b>\$482,701 / 4.56%</b>	<b>0 / 0%</b>	<b>\$21,568 / 0.20%</b>	<b>\$379,388 / 3.58%</b>	<b>0 / 0%</b>	<b>\$81,744 / 0.77%</b>	<b>0 / 0%</b>

738 - UNIVERSITY OF TEXAS AT DALLAS - SPECIAL TRADE UNADJUSTED GOAL IS 32.9%

T	0	0 / 0%	0 / 0%	0 / 0%	0 / 0%	0 / 0%	0 / 0%	0 / 0%
N	\$5,297,652	\$1,459,509 / 27.55%	\$311,682 / 5.88%	\$174,935 / 3.30%	\$688,322 / 12.99%	\$4,700 / 0.09%	\$279,871 / 5.28%	0 / 0%
S	***	\$183,431 / 3.46%	0 / 0%	0 / 0%	\$183,374 / 3.46%	\$57 / 0.00%	0 / 0%	0 / 0%
-TC	0	0 / 0%	0 / 0%	0 / 0%	0 / 0%	0 / 0%	0 / 0%	0 / 0%
-I	0	0 / 0%	0 / 0%	0 / 0%	0 / 0%	0 / 0%	0 / 0%	0 / 0%
	<b>\$5,297,652</b>	<b>\$1,642,940 / 31.01%</b>	<b>\$311,682 / 5.88%</b>	<b>\$174,935 / 3.30%</b>	<b>\$871,696 / 16.45%</b>	<b>\$4,757 / 0.09%</b>	<b>\$279,871 / 5.28%</b>	<b>0 / 0%</b>

\*\*\* DOLLARS REPORTED BUT NOT SHOWN IN THESE COLUMNS. T=TREASURY, N=NON-TREASURY, S=SUBCONTRACTOR FUNDS & PROCUREMENT CARD HUB PURCHASES, TC=TERM CONTRACT, I= INTER GOVERNMENT



TEXAS HISTORICALLY UNDERUTILIZED BUSINESS (HUB) SEMI-ANNUAL REPORT RECEIVED FOR FISCAL YEAR 2023

SECTION VII - STATE AGENCY EXPENDITURE DATA

FUND TYPE	TOTAL EXPENDITURE	TOTAL SPENT WITH HUBS AMOUNT / %	BLACK AMOUNT / %	HISPANIC AMOUNT / %	WOMAN AMOUNT / %	ASIAN PACIFIC AMOUNT / %	NATIVE AMERICAN AMOUNT / %	SERVICE-DISABLED VETERAN AMOUNT / %
-----------	-------------------	----------------------------------	------------------	---------------------	------------------	--------------------------	----------------------------	-------------------------------------

738 - UNIVERSITY OF TEXAS AT DALLAS - PROFESSIONAL SERVICES UNADJUSTED GOAL IS 23.7%

T	0	0 / 0%	0 / 0%	0 / 0%	0 / 0%	0 / 0%	0 / 0%	0 / 0%
N	\$23,543	\$500 / 2.12%	0 / 0%	\$500 / 2.12%	0 / 0%	0 / 0%	0 / 0%	0 / 0%
S	***	0 / 0%	0 / 0%	0 / 0%	0 / 0%	0 / 0%	0 / 0%	0 / 0%
-TC	0	0 / 0%	0 / 0%	0 / 0%	0 / 0%	0 / 0%	0 / 0%	0 / 0%
-I	0	0 / 0%	0 / 0%	0 / 0%	0 / 0%	0 / 0%	0 / 0%	0 / 0%
	<b>\$23,543</b>	<b>\$500 / 2.12%</b>	<b>0 / 0%</b>	<b>\$500 / 2.12%</b>	<b>0 / 0%</b>	<b>0 / 0%</b>	<b>0 / 0%</b>	<b>0 / 0%</b>

738 - UNIVERSITY OF TEXAS AT DALLAS - OTHER SERVICES UNADJUSTED GOAL IS 26%

T	0	0 / 0%	0 / 0%	0 / 0%	0 / 0%	0 / 0%	0 / 0%	0 / 0%
N	\$21,228,910	\$4,707,708 / 22.18%	\$332,609 / 1.57%	\$402,278 / 1.89%	\$3,712,302 / 17.49%	\$208,308 / 0.98%	\$52,211 / 0.25%	0 / 0%
S	***	\$29,768 / 0.36%	\$700 / 0.01%	0 / 0%	\$28,373 / 0.35%	\$695 / 0.01%	0 / 0%	0 / 0%
-TC	0	0 / 0%	0 / 0%	0 / 0%	0 / 0%	0 / 0%	0 / 0%	0 / 0%
-I	0	0 / 0%	0 / 0%	0 / 0%	0 / 0%	0 / 0%	0 / 0%	0 / 0%
	<b>\$21,228,910</b>	<b>\$4,737,476 / 22.54%</b>	<b>\$333,309 / 1.58%</b>	<b>\$402,278 / 1.89%</b>	<b>\$3,740,675 / 17.83%</b>	<b>\$209,003 / 0.99%</b>	<b>\$52,211 / 0.25%</b>	<b>0 / 0%</b>

738 - UNIVERSITY OF TEXAS AT DALLAS - COMMODITY PURCHASING UNADJUSTED GOAL IS 21.1%

T	0	0 / 0%	0 / 0%	0 / 0%	0 / 0%	0 / 0%	0 / 0%	0 / 0%
N	\$26,771,467	\$9,243,016 / 34.53%	\$2,746,743 / 10.26%	\$1,426,983 / 5.33%	\$3,678,059 / 13.74%	\$1,391,230 / 5.20%	0 / 0%	0 / 0%
S	***	\$52,384 / 0.49%	0 / 0%	\$2,072 / 0.02%	\$47,233 / 0.44%	\$3,079 / 0.03%	0 / 0%	0 / 0%
-TC	0	0 / 0%	0 / 0%	0 / 0%	0 / 0%	0 / 0%	0 / 0%	0 / 0%
-I	0	0 / 0%	0 / 0%	0 / 0%	0 / 0%	0 / 0%	0 / 0%	0 / 0%
	<b>\$26,771,467</b>	<b>\$9,295,401 / 35.01%</b>	<b>\$2,746,743 / 10.26%</b>	<b>\$1,429,055 / 5.35%</b>	<b>\$3,725,292 / 14.18%</b>	<b>\$1,394,310 / 5.23%</b>	<b>0 / 0%</b>	<b>0 / 0%</b>

\*\*\* DOLLARS REPORTED BUT NOT SHOWN IN THESE COLUMNS. T=TREASURY, N=NON-TREASURY, S=SUBCONTRACTOR FUNDS & PROCUREMENT CARD HUB PURCHASES, TC=TERM CONTRACT, I= INTER GOVERNMENTAL



TEXAS HISTORICALLY UNDERUTILIZED BUSINESS (HUB) SEMI-ANNUAL REPORT RECEIVED FOR FISCAL YEAR 2023

SECTION VII - STATE AGENCY EXPENDITURE DATA

FUND TYPE	TOTAL EXPENDITURE	TOTAL SPENT WITH HUBS AMOUNT / %	BLACK AMOUNT / %	HISPANIC AMOUNT / %	WOMAN AMOUNT / %	ASIAN PACIFIC AMOUNT / %	NATIVE AMERICAN AMOUNT / %	SERVICE-DISABLED VETERAN AMOUNT / %
<b>738 - UNIVERSITY OF TEXAS AT DALLAS - Statewide Grand Total Expenditures</b>								
T	0	0 / 0%	0 / 0%	0 / 0%	0 / 0%	0 / 0%	0 / 0%	0 / 0%
N	\$63,904,880	\$15,893,434 / 24.87%	\$3,391,034 / 5.31%	\$2,026,264 / 3.17%	\$8,458,071 / 13.24%	\$1,604,238 / 2.51%	\$413,826 / 0.65%	0 / 0%
S	***	\$265,584 / 1.09%	\$700 / 0.00%	\$2,072 / 0.01%	\$258,981 / 1.07%	\$3,831 / 0.02%	0 / 0%	0 / 0%
-TC	0	0 / 0%	0 / 0%	0 / 0%	0 / 0%	0 / 0%	0 / 0%	0 / 0%
-I	0	0 / 0%	0 / 0%	0 / 0%	0 / 0%	0 / 0%	0 / 0%	0 / 0%
	<b>\$63,904,880</b>	<b>\$16,159,017 / 25.96%</b>	<b>\$3,391,734 / 5.31%</b>	<b>\$2,028,336 / 3.18%</b>	<b>\$8,717,052 / 14.30%</b>	<b>\$1,608,069 / 2.53%</b>	<b>\$413,826 / 0.65%</b>	<b>0 / 0%</b>

\*\*\* DOLLARS REPORTED BUT NOT SHOWN IN THESE COLUMNS. T=TREASURY, N=NON-TREASURY, S=SUBCONTRACTOR FUNDS & PROCUREMENT CARD HUB PURCHASES, TC=TERM CONTRACT, I= INTER GOVERNMENTAL



TEXAS HISTORICALLY UNDERUTILIZED BUSINESS (HUB) SEMI-ANNUAL REPORT RECEIVED FOR FISCAL YEAR 2023

SECTION VII - STATE AGENCY EXPENDITURE DATA

FUND TYPE	TOTAL EXPENDITURE	TOTAL SPENT WITH HUBS AMOUNT / %	BLACK AMOUNT / %	HISPANIC AMOUNT / %	WOMAN AMOUNT / %	ASIAN PACIFIC AMOUNT / %	NATIVE AMERICAN AMOUNT / %	SERVICE-DISABLED VETERAN AMOUNT / %
-----------	-------------------	----------------------------------	------------------	---------------------	------------------	--------------------------	----------------------------	-------------------------------------

739 - TX TECH UNIV HEALTH SCIENCES CENTER - HEAVY CONSTRUCTION UNADJUSTED GOAL IS 11.2%

T	0	0 / 0%	0 / 0%	0 / 0%	0 / 0%	0 / 0%	0 / 0%	0 / 0%
N	0	0 / 0%	0 / 0%	0 / 0%	0 / 0%	0 / 0%	0 / 0%	0 / 0%
S	***	0 / 0%	0 / 0%	0 / 0%	0 / 0%	0 / 0%	0 / 0%	0 / 0%
-TC	0	0 / 0%	0 / 0%	0 / 0%	0 / 0%	0 / 0%	0 / 0%	0 / 0%
-I	0	0 / 0%	0 / 0%	0 / 0%	0 / 0%	0 / 0%	0 / 0%	0 / 0%
	<b>0</b>	<b>0 / 0%</b>	<b>0 / 0%</b>	<b>0 / 0%</b>	<b>0 / 0%</b>	<b>0 / 0%</b>	<b>0 / 0%</b>	<b>0 / 0%</b>

739 - TX TECH UNIV HEALTH SCIENCES CENTER - BUILDING CONSTRUCTION UNADJUSTED GOAL IS 21.1%

T	\$3,509,044	\$30,323 / 0.86%	0 / 0%	0 / 0%	\$30,323 / 0.86%	0 / 0%	0 / 0%	0 / 0%
N	\$2,226,866	\$96,799 / 4.35%	0 / 0%	0 / 0%	\$96,799 / 4.35%	0 / 0%	0 / 0%	0 / 0%
S	***	\$137,328 / 2.44%	0 / 0%	\$51,329 / 0.91%	\$86,000 / 1.53%	0 / 0%	0 / 0%	0 / 0%
-TC	0	0 / 0%	0 / 0%	0 / 0%	0 / 0%	0 / 0%	0 / 0%	0 / 0%
-I	0	0 / 0%	0 / 0%	0 / 0%	0 / 0%	0 / 0%	0 / 0%	0 / 0%
	<b>\$5,735,910</b>	<b>\$264,450 / 7.66%</b>	<b>0 / 0%</b>	<b>\$51,329 / 0.91%</b>	<b>\$213,122 / 6.74%</b>	<b>0 / 0%</b>	<b>0 / 0%</b>	<b>0 / 0%</b>

739 - TX TECH UNIV HEALTH SCIENCES CENTER - SPECIAL TRADE UNADJUSTED GOAL IS 32.9%

T	\$2,779,361	\$773,334 / 27.82%	0 / 0%	\$1,402 / 0.05%	\$771,932 / 27.77%	0 / 0%	0 / 0%	0 / 0%
N	\$2,568,757	\$425,629 / 16.57%	\$2,676 / 0.10%	\$59,188 / 2.30%	\$363,692 / 14.16%	0 / 0%	\$73 / 0.00%	0 / 0%
S	***	\$86,514 / 1.62%	0 / 0%	\$9,211 / 0.17%	\$77,302 / 1.45%	0 / 0%	0 / 0%	0 / 0%
-TC	0	0 / 0%	0 / 0%	0 / 0%	0 / 0%	0 / 0%	0 / 0%	0 / 0%
-I	0	0 / 0%	0 / 0%	0 / 0%	0 / 0%	0 / 0%	0 / 0%	0 / 0%
	<b>\$5,348,118</b>	<b>\$1,285,477 / 46.01%</b>	<b>\$2,676 / 0.10%</b>	<b>\$69,802 / 2.53%</b>	<b>\$1,212,926 / 43.38%</b>	<b>0 / 0%</b>	<b>\$73 / 0.00%</b>	<b>0 / 0%</b>

\*\*\* DOLLARS REPORTED BUT NOT SHOWN IN THESE COLUMNS. T=TREASURY, N=NON-TREASURY, S=SUBCONTRACTOR FUNDS & PROCUREMENT CARD HUB PURCHASES, TC=TERM CONTRACT, I= INTER GOVERNMENT





TEXAS HISTORICALLY UNDERUTILIZED BUSINESS (HUB) SEMI-ANNUAL REPORT RECEIVED FOR FISCAL YEAR 2023

SECTION VII - STATE AGENCY EXPENDITURE DATA

FUND TYPE	TOTAL EXPENDITURE	TOTAL SPENT WITH HUBS AMOUNT / %	BLACK AMOUNT / %	HISPANIC AMOUNT / %	WOMAN AMOUNT / %	ASIAN PACIFIC AMOUNT / %	NATIVE AMERICAN AMOUNT / %	SERVICE-DISABLED VETERAN AMOUNT / %
<b>739 - TX TECH UNIV HEALTH SCIENCES CENTER - PROFESSIONAL SERVICES UNADJUSTED GOAL IS 23.7%</b>								
T	\$418,155	0 / 0%	0 / 0%	0 / 0%	0 / 0%	0 / 0%	0 / 0%	0 / 0%
N	\$1,999,785	\$12,513 / 0.63%	0 / 0%	\$12,513 / 0.63%	0 / 0%	0 / 0%	0 / 0%	0 / 0%
S	***	0 / 0%	0 / 0%	0 / 0%	0 / 0%	0 / 0%	0 / 0%	0 / 0%
-TC	0	0 / 0%	0 / 0%	0 / 0%	0 / 0%	0 / 0%	0 / 0%	0 / 0%
-I	0	0 / 0%	0 / 0%	0 / 0%	0 / 0%	0 / 0%	0 / 0%	0 / 0%
	<b>\$2,417,940</b>	<b>\$12,513 / 0.63%</b>	<b>0 / 0%</b>	<b>\$12,513 / 0.63%</b>	<b>0 / 0%</b>	<b>0 / 0%</b>	<b>0 / 0%</b>	<b>0 / 0%</b>
<b>739 - TX TECH UNIV HEALTH SCIENCES CENTER - OTHER SERVICES UNADJUSTED GOAL IS 26%</b>								
T	\$4,239,740	\$219,579 / 5.18%	\$4,240 / 0.10%	\$85,277 / 2.01%	\$129,941 / 3.06%	\$121 / 0.00%	0 / 0%	0 / 0%
N	\$16,292,467	\$3,124,253 / 19.18%	\$60,575 / 0.37%	\$201,550 / 1.24%	\$2,613,313 / 16.04%	\$248,815 / 1.53%	0 / 0%	0 / 0%
S	***	\$188,766 / 6.07%	\$171,184 / 5.51%	0 / 0%	\$17,582 / 0.57%	0 / 0%	0 / 0%	0 / 0%
-TC	0	0 / 0%	0 / 0%	0 / 0%	0 / 0%	0 / 0%	0 / 0%	0 / 0%
-I	\$9,475	0 / 0%	0 / 0%	0 / 0%	0 / 0%	0 / 0%	0 / 0%	0 / 0%
	<b>\$20,522,732</b>	<b>\$3,532,598 / 30.43%</b>	<b>\$235,998 / 5.98%</b>	<b>\$286,827 / 3.25%</b>	<b>\$2,760,836 / 19.67%</b>	<b>\$248,937 / 1.53%</b>	<b>0 / 0%</b>	<b>0 / 0%</b>
<b>739 - TX TECH UNIV HEALTH SCIENCES CENTER - COMMODITY PURCHASING UNADJUSTED GOAL IS 21.1%</b>								
T	\$3,927,845	\$1,696,125 / 43.18%	\$1,009,897 / 25.71%	\$471,925 / 12.01%	\$203,435 / 5.18%	\$10,868 / 0.28%	0 / 0%	0 / 0%
N	\$24,017,087	\$6,509,149 / 27.10%	\$4,537,108 / 18.89%	\$1,079,932 / 4.50%	\$563,457 / 2.35%	\$328,651 / 1.37%	0 / 0%	0 / 0%
S	***	\$2,328 / 0.08%	0 / 0%	0 / 0%	\$1,242 / 0.04%	\$1,086 / 0.04%	0 / 0%	0 / 0%
-TC	0	0 / 0%	0 / 0%	0 / 0%	0 / 0%	0 / 0%	0 / 0%	0 / 0%
-I	\$7,000	0 / 0%	0 / 0%	0 / 0%	0 / 0%	0 / 0%	0 / 0%	0 / 0%
	<b>\$27,937,932</b>	<b>\$8,207,602 / 70.36%</b>	<b>\$5,547,006 / 44.60%</b>	<b>\$1,551,857 / 16.51%</b>	<b>\$768,135 / 7.57%</b>	<b>\$340,605 / 1.68%</b>	<b>0 / 0%</b>	<b>0 / 0%</b>

\*\*\* DOLLARS REPORTED BUT NOT SHOWN IN THESE COLUMNS. T=TREASURY, N=NON-TREASURY, S=SUBCONTRACTOR FUNDS & PROCUREMENT CARD HUB PURCHASES, TC=TERM CONTRACT, I= INTER GOVERNMENTAL



TEXAS HISTORICALLY UNDERUTILIZED BUSINESS (HUB) SEMI-ANNUAL REPORT RECEIVED FOR FISCAL YEAR 2023

SECTION VII - STATE AGENCY EXPENDITURE DATA

FUND TYPE	TOTAL EXPENDITURE	TOTAL SPENT WITH HUBS AMOUNT / %	BLACK AMOUNT / %	HISPANIC AMOUNT / %	WOMAN AMOUNT / %	ASIAN PACIFIC AMOUNT / %	NATIVE AMERICAN AMOUNT / %	SERVICE-DISABLED VETERAN AMOUNT / %
<b>739 - TX TECH UNIV HEALTH SCIENCES CENTER - Statewide Grand Total Expenditures</b>								
T	\$14,874,144	\$2,719,361 / 18.28%	\$1,014,137 / 6.82%	\$558,604 / 3.76%	\$1,135,631 / 7.63%	\$10,989 / 0.07%	0 / 0%	0 / 0%
N	\$47,104,963	\$10,168,343 / 21.59%	\$4,600,359 / 9.77%	\$1,353,183 / 2.87%	\$3,637,261 / 7.72%	\$577,467 / 1.23%	\$73 / 0.00%	0 / 0%
S	***	\$414,936 / 2.42%	\$171,184 / 1.00%	\$60,540 / 0.35%	\$182,127 / 1.06%	\$1,086 / 0.01%	0 / 0%	0 / 0%
-TC	0	0 / 0%	0 / 0%	0 / 0%	0 / 0%	0 / 0%	0 / 0%	0 / 0%
-I	\$16,475	0 / 0%	0 / 0%	0 / 0%	0 / 0%	0 / 0%	0 / 0%	0 / 0%
	<b>\$61,962,632</b>	<b>\$13,302,640 / 42.29%</b>	<b>\$5,785,679 / 17.58%</b>	<b>\$1,972,327 / 6.98%</b>	<b>\$4,955,019 / 16.42%</b>	<b>\$589,542 / 1.31%</b>	<b>\$73 / 0.00%</b>	<b>0 / 0%</b>

\*\*\* DOLLARS REPORTED BUT NOT SHOWN IN THESE COLUMNS. T=TREASURY, N=NON-TREASURY, S=SUBCONTRACTOR FUNDS & PROCUREMENT CARD HUB PURCHASES, TC=TERM CONTRACT, I= INTER GOVERNMENTAL



TEXAS HISTORICALLY UNDERUTILIZED BUSINESS (HUB) SEMI-ANNUAL REPORT RECEIVED FOR FISCAL YEAR 2023

SECTION VII - STATE AGENCY EXPENDITURE DATA

FUND TYPE	TOTAL EXPENDITURE	TOTAL SPENT WITH HUBS AMOUNT / %	BLACK AMOUNT / %	HISPANIC AMOUNT / %	WOMAN AMOUNT / %	ASIAN PACIFIC AMOUNT / %	NATIVE AMERICAN AMOUNT / %	SERVICE-DISABLED VETERAN AMOUNT / %
-----------	-------------------	----------------------------------	------------------	---------------------	------------------	--------------------------	----------------------------	-------------------------------------

742 - UNIV OF TEX OF THE PERMIAN BASIN - HEAVY CONSTRUCTION UNADJUSTED GOAL IS 11.2%

T	0	0 / 0%	0 / 0%	0 / 0%	0 / 0%	0 / 0%	0 / 0%	0 / 0%
N	0	0 / 0%	0 / 0%	0 / 0%	0 / 0%	0 / 0%	0 / 0%	0 / 0%
S	***	0 / 0%	0 / 0%	0 / 0%	0 / 0%	0 / 0%	0 / 0%	0 / 0%
-TC	0	0 / 0%	0 / 0%	0 / 0%	0 / 0%	0 / 0%	0 / 0%	0 / 0%
-I	0	0 / 0%	0 / 0%	0 / 0%	0 / 0%	0 / 0%	0 / 0%	0 / 0%
	<b>0</b>	<b>0 / 0%</b>	<b>0 / 0%</b>	<b>0 / 0%</b>	<b>0 / 0%</b>	<b>0 / 0%</b>	<b>0 / 0%</b>	<b>0 / 0%</b>

742 - UNIV OF TEX OF THE PERMIAN BASIN - BUILDING CONSTRUCTION UNADJUSTED GOAL IS 21.1%

T	0	0 / 0%	0 / 0%	0 / 0%	0 / 0%	0 / 0%	0 / 0%	0 / 0%
N	\$21,000	0 / 0%	0 / 0%	0 / 0%	0 / 0%	0 / 0%	0 / 0%	0 / 0%
S	***	0 / 0%	0 / 0%	0 / 0%	0 / 0%	0 / 0%	0 / 0%	0 / 0%
-TC	0	0 / 0%	0 / 0%	0 / 0%	0 / 0%	0 / 0%	0 / 0%	0 / 0%
-I	0	0 / 0%	0 / 0%	0 / 0%	0 / 0%	0 / 0%	0 / 0%	0 / 0%
	<b>\$21,000</b>	<b>0 / 0%</b>	<b>0 / 0%</b>	<b>0 / 0%</b>	<b>0 / 0%</b>	<b>0 / 0%</b>	<b>0 / 0%</b>	<b>0 / 0%</b>

742 - UNIV OF TEX OF THE PERMIAN BASIN - SPECIAL TRADE UNADJUSTED GOAL IS 32.9%

T	0	0 / 0%	0 / 0%	0 / 0%	0 / 0%	0 / 0%	0 / 0%	0 / 0%
N	\$3,925,809	\$474,825 / 12.09%	0 / 0%	\$445,875 / 11.36%	\$28,950 / 0.74%	0 / 0%	0 / 0%	0 / 0%
S	***	0 / 0%	0 / 0%	0 / 0%	0 / 0%	0 / 0%	0 / 0%	0 / 0%
-TC	0	0 / 0%	0 / 0%	0 / 0%	0 / 0%	0 / 0%	0 / 0%	0 / 0%
-I	0	0 / 0%	0 / 0%	0 / 0%	0 / 0%	0 / 0%	0 / 0%	0 / 0%
	<b>\$3,925,809</b>	<b>\$474,825 / 12.09%</b>	<b>0 / 0%</b>	<b>\$445,875 / 11.36%</b>	<b>\$28,950 / 0.74%</b>	<b>0 / 0%</b>	<b>0 / 0%</b>	<b>0 / 0%</b>

\*\*\* DOLLARS REPORTED BUT NOT SHOWN IN THESE COLUMNS. T=TREASURY, N=NON-TREASURY, S=SUBCONTRACTOR FUNDS & PROCUREMENT CARD HUB PURCHASES, TC=TERM CONTRACT, I= INTER GOVERNMENT



TEXAS HISTORICALLY UNDERUTILIZED BUSINESS (HUB) SEMI-ANNUAL REPORT RECEIVED FOR FISCAL YEAR 2023

SECTION VII - STATE AGENCY EXPENDITURE DATA

FUND TYPE	TOTAL EXPENDITURE	TOTAL SPENT WITH HUBS AMOUNT / %	BLACK AMOUNT / %	HISPANIC AMOUNT / %	WOMAN AMOUNT / %	ASIAN PACIFIC AMOUNT / %	NATIVE AMERICAN AMOUNT / %	SERVICE-DISABLED VETERAN AMOUNT / %
<b>742 - UNIV OF TEX OF THE PERMIAN BASIN - PROFESSIONAL SERVICES UNADJUSTED GOAL IS 23.7%</b>								
T	0	0 / 0%	0 / 0%	0 / 0%	0 / 0%	0 / 0%	0 / 0%	0 / 0%
N	\$680,839	0 / 0%	0 / 0%	0 / 0%	0 / 0%	0 / 0%	0 / 0%	0 / 0%
S	***	0 / 0%	0 / 0%	0 / 0%	0 / 0%	0 / 0%	0 / 0%	0 / 0%
-TC	0	0 / 0%	0 / 0%	0 / 0%	0 / 0%	0 / 0%	0 / 0%	0 / 0%
-I	0	0 / 0%	0 / 0%	0 / 0%	0 / 0%	0 / 0%	0 / 0%	0 / 0%
	<b>\$680,839</b>	<b>0 / 0%</b>	<b>0 / 0%</b>	<b>0 / 0%</b>	<b>0 / 0%</b>	<b>0 / 0%</b>	<b>0 / 0%</b>	<b>0 / 0%</b>

<b>742 - UNIV OF TEX OF THE PERMIAN BASIN - OTHER SERVICES UNADJUSTED GOAL IS 26%</b>								
T	0	0 / 0%	0 / 0%	0 / 0%	0 / 0%	0 / 0%	0 / 0%	0 / 0%
N	\$6,082,356	\$30,892 / 0.51%	0 / 0%	\$540 / 0.01%	\$9,114 / 0.15%	\$4,621 / 0.08%	\$5,347 / 0.09%	\$11,270 / 0.19%
S	***	\$48,920 / 1.29%	0 / 0%	0 / 0%	\$48,920 / 1.29%	0 / 0%	0 / 0%	0 / 0%
-TC	0	0 / 0%	0 / 0%	0 / 0%	0 / 0%	0 / 0%	0 / 0%	0 / 0%
-I	0	0 / 0%	0 / 0%	0 / 0%	0 / 0%	0 / 0%	0 / 0%	0 / 0%
	<b>\$6,082,356</b>	<b>\$79,812 / 1.80%</b>	<b>0 / 0%</b>	<b>\$540 / 0.01%</b>	<b>\$58,034 / 1.44%</b>	<b>\$4,621 / 0.08%</b>	<b>\$5,347 / 0.09%</b>	<b>\$11,270 / 0.19%</b>

<b>742 - UNIV OF TEX OF THE PERMIAN BASIN - COMMODITY PURCHASING UNADJUSTED GOAL IS 21.1%</b>								
T	0	0 / 0%	0 / 0%	0 / 0%	0 / 0%	0 / 0%	0 / 0%	0 / 0%
N	\$4,245,975	\$1,243,876 / 29.30%	\$135,055 / 3.18%	\$492,626 / 11.60%	\$252,968 / 5.96%	\$244,965 / 5.77%	\$118,261 / 2.79%	0 / 0%
S	***	\$5,485 / 0.17%	\$994 / 0.03%	0 / 0%	\$4,491 / 0.14%	0 / 0%	0 / 0%	0 / 0%
-TC	0	0 / 0%	0 / 0%	0 / 0%	0 / 0%	0 / 0%	0 / 0%	0 / 0%
-I	0	0 / 0%	0 / 0%	0 / 0%	0 / 0%	0 / 0%	0 / 0%	0 / 0%
	<b>\$4,245,975</b>	<b>\$1,249,361 / 29.46%</b>	<b>\$136,049 / 3.21%</b>	<b>\$492,626 / 11.60%</b>	<b>\$257,459 / 6.10%</b>	<b>\$244,965 / 5.77%</b>	<b>\$118,261 / 2.79%</b>	<b>0 / 0%</b>

\*\*\* DOLLARS REPORTED BUT NOT SHOWN IN THESE COLUMNS. T=TREASURY, N=NON-TREASURY, S=SUBCONTRACTOR FUNDS & PROCUREMENT CARD HUB PURCHASES, TC=TERM CONTRACT, I= INTER GOVERNMENTAL



TEXAS HISTORICALLY UNDERUTILIZED BUSINESS (HUB) SEMI-ANNUAL REPORT RECEIVED FOR FISCAL YEAR 2023

SECTION VII - STATE AGENCY EXPENDITURE DATA

FUND TYPE	TOTAL EXPENDITURE	TOTAL SPENT WITH HUBS AMOUNT / %	BLACK AMOUNT / %	HISPANIC AMOUNT / %	WOMAN AMOUNT / %	ASIAN PACIFIC AMOUNT / %	NATIVE AMERICAN AMOUNT / %	SERVICE-DISABLED VETERAN AMOUNT / %
<b>742 - UNIV OF TEX OF THE PERMIAN BASIN - Statewide Grand Total Expenditures</b>								
T	0	0 / 0%	0 / 0%	0 / 0%	0 / 0%	0 / 0%	0 / 0%	0 / 0%
N	\$14,955,978	\$1,749,594 / 11.70%	\$135,055 / 0.90%	\$939,042 / 6.28%	\$291,032 / 1.95%	\$249,587 / 1.67%	\$123,608 / 0.83%	\$11,270 / 0.08%
S	***	\$54,405 / 0.63%	\$994 / 0.01%	0 / 0%	\$53,411 / 0.62%	0 / 0%	0 / 0%	0 / 0%
-TC	0	0 / 0%	0 / 0%	0 / 0%	0 / 0%	0 / 0%	0 / 0%	0 / 0%
-I	0	0 / 0%	0 / 0%	0 / 0%	0 / 0%	0 / 0%	0 / 0%	0 / 0%
	<b>\$14,955,978</b>	<b>\$1,803,998 / 12.33%</b>	<b>\$136,049 / 0.91%</b>	<b>\$939,042 / 6.28%</b>	<b>\$344,443 / 2.56%</b>	<b>\$249,587 / 1.67%</b>	<b>\$123,608 / 0.83%</b>	<b>\$11,270 / 0.08%</b>

\*\*\* DOLLARS REPORTED BUT NOT SHOWN IN THESE COLUMNS. T=TREASURY, N=NON-TREASURY, S=SUBCONTRACTOR FUNDS & PROCUREMENT CARD HUB PURCHASES, TC=TERM CONTRACT, I= INTER GOVERNMENTAL



TEXAS HISTORICALLY UNDERUTILIZED BUSINESS (HUB) SEMI-ANNUAL REPORT RECEIVED FOR FISCAL YEAR 2023

SECTION VII - STATE AGENCY EXPENDITURE DATA

FUND TYPE	TOTAL EXPENDITURE	TOTAL SPENT WITH HUBS AMOUNT / %	BLACK AMOUNT / %	HISPANIC AMOUNT / %	WOMAN AMOUNT / %	ASIAN PACIFIC AMOUNT / %	NATIVE AMERICAN AMOUNT / %	SERVICE-DISABLED VETERAN AMOUNT / %
-----------	-------------------	----------------------------------	------------------	---------------------	------------------	--------------------------	----------------------------	-------------------------------------

743 - UNIVERSITY OF TEXAS AT SAN ANTONIO - HEAVY CONSTRUCTION UNADJUSTED GOAL IS 11.2%

T	0	0 / 0%	0 / 0%	0 / 0%	0 / 0%	0 / 0%	0 / 0%	0 / 0%
N	0	0 / 0%	0 / 0%	0 / 0%	0 / 0%	0 / 0%	0 / 0%	0 / 0%
S	***	0 / 0%	0 / 0%	0 / 0%	0 / 0%	0 / 0%	0 / 0%	0 / 0%
-TC	0	0 / 0%	0 / 0%	0 / 0%	0 / 0%	0 / 0%	0 / 0%	0 / 0%
-I	0	0 / 0%	0 / 0%	0 / 0%	0 / 0%	0 / 0%	0 / 0%	0 / 0%
	<b>0</b>	<b>0 / 0%</b>	<b>0 / 0%</b>	<b>0 / 0%</b>	<b>0 / 0%</b>	<b>0 / 0%</b>	<b>0 / 0%</b>	<b>0 / 0%</b>

743 - UNIVERSITY OF TEXAS AT SAN ANTONIO - BUILDING CONSTRUCTION UNADJUSTED GOAL IS 21.1%

T	0	0 / 0%	0 / 0%	0 / 0%	0 / 0%	0 / 0%	0 / 0%	0 / 0%
N	\$10,858,006	\$188,131 / 1.73%	0 / 0%	\$16,575 / 0.15%	\$156,230 / 1.44%	0 / 0%	0 / 0%	\$15,327 / 0.14%
S	***	\$2,418,860 / 22.91%	\$159,676 / 1.51%	\$903,815 / 8.56%	\$1,339,475 / 12.69%	\$15,895 / 0.15%	0 / 0%	0 / 0%
-TC	0	0 / 0%	0 / 0%	0 / 0%	0 / 0%	0 / 0%	0 / 0%	0 / 0%
-I	0	0 / 0%	0 / 0%	0 / 0%	0 / 0%	0 / 0%	0 / 0%	0 / 0%
	<b>\$10,858,006</b>	<b>\$2,606,991 / 24.64%</b>	<b>\$159,676 / 1.51%</b>	<b>\$920,389 / 8.71%</b>	<b>\$1,495,704 / 14.12%</b>	<b>\$15,895 / 0.15%</b>	<b>0 / 0%</b>	<b>\$15,327 / 0.14%</b>

743 - UNIVERSITY OF TEXAS AT SAN ANTONIO - SPECIAL TRADE UNADJUSTED GOAL IS 32.9%

T	0	0 / 0%	0 / 0%	0 / 0%	0 / 0%	0 / 0%	0 / 0%	0 / 0%
N	\$15,714,140	\$2,763,360 / 17.59%	\$59,892 / 0.38%	\$2,621,691 / 16.68%	\$81,778 / 0.52%	0 / 0%	0 / 0%	0 / 0%
S	***	\$1,800,611 / 14.17%	\$11,812 / 0.09%	\$1,249,685 / 9.83%	\$528,962 / 4.16%	\$10,152 / 0.08%	0 / 0%	0 / 0%
-TC	0	0 / 0%	0 / 0%	0 / 0%	0 / 0%	0 / 0%	0 / 0%	0 / 0%
-I	0	0 / 0%	0 / 0%	0 / 0%	0 / 0%	0 / 0%	0 / 0%	0 / 0%
	<b>\$15,714,140</b>	<b>\$4,563,971 / 31.75%</b>	<b>\$71,704 / 0.47%</b>	<b>\$3,871,376 / 26.51%</b>	<b>\$610,739 / 4.68%</b>	<b>\$10,152 / 0.08%</b>	<b>0 / 0%</b>	<b>0 / 0%</b>

\*\*\* DOLLARS REPORTED BUT NOT SHOWN IN THESE COLUMNS. T=TREASURY, N=NON-TREASURY, S=SUBCONTRACTOR FUNDS & PROCUREMENT CARD HUB PURCHASES, TC=TERM CONTRACT, I= INTER GOVERNMENTAL



TEXAS HISTORICALLY UNDERUTILIZED BUSINESS (HUB) SEMI-ANNUAL REPORT RECEIVED FOR FISCAL YEAR 2023

SECTION VII - STATE AGENCY EXPENDITURE DATA

FUND TYPE	TOTAL EXPENDITURE	TOTAL SPENT WITH HUBS AMOUNT / %	BLACK AMOUNT / %	HISPANIC AMOUNT / %	WOMAN AMOUNT / %	ASIAN PACIFIC AMOUNT / %	NATIVE AMERICAN AMOUNT / %	SERVICE-DISABLED VETERAN AMOUNT / %
<b>743 - UNIVERSITY OF TEXAS AT SAN ANTONIO - PROFESSIONAL SERVICES UNADJUSTED GOAL IS 23.7%</b>								
T	0	0 / 0%	0 / 0%	0 / 0%	0 / 0%	0 / 0%	0 / 0%	0 / 0%
N	\$2,930,299	0 / 0%	0 / 0%	0 / 0%	0 / 0%	0 / 0%	0 / 0%	0 / 0%
S	***	\$512,518 / 22.24%	0 / 0%	\$116,329 / 5.05%	\$212,103 / 9.20%	\$6,082 / 0.26%	0 / 0%	\$178,004 / 7.72%
-TC	0	0 / 0%	0 / 0%	0 / 0%	0 / 0%	0 / 0%	0 / 0%	0 / 0%
-I	0	0 / 0%	0 / 0%	0 / 0%	0 / 0%	0 / 0%	0 / 0%	0 / 0%
	<b>\$2,930,299</b>	<b>\$512,518 / 22.24%</b>	<b>0 / 0%</b>	<b>\$116,329 / 5.05%</b>	<b>\$212,103 / 9.20%</b>	<b>\$6,082 / 0.26%</b>	<b>0 / 0%</b>	<b>\$178,004 / 7.72%</b>

<b>743 - UNIVERSITY OF TEXAS AT SAN ANTONIO - OTHER SERVICES UNADJUSTED GOAL IS 26%</b>								
T	0	0 / 0%	0 / 0%	0 / 0%	0 / 0%	0 / 0%	0 / 0%	0 / 0%
N	\$11,349,448	\$2,870,165 / 25.29%	\$418,237 / 3.69%	\$348,668 / 3.07%	\$1,314,701 / 11.58%	\$788,559 / 6.95%	0 / 0%	0 / 0%
S	***	0 / 0%	0 / 0%	0 / 0%	0 / 0%	0 / 0%	0 / 0%	0 / 0%
-TC	0	0 / 0%	0 / 0%	0 / 0%	0 / 0%	0 / 0%	0 / 0%	0 / 0%
-I	0	0 / 0%	0 / 0%	0 / 0%	0 / 0%	0 / 0%	0 / 0%	0 / 0%
	<b>\$11,349,448</b>	<b>\$2,870,165 / 25.29%</b>	<b>\$418,237 / 3.69%</b>	<b>\$348,668 / 3.07%</b>	<b>\$1,314,701 / 11.58%</b>	<b>\$788,559 / 6.95%</b>	<b>0 / 0%</b>	<b>0 / 0%</b>

<b>743 - UNIVERSITY OF TEXAS AT SAN ANTONIO - COMMODITY PURCHASING UNADJUSTED GOAL IS 21.1%</b>								
T	0	0 / 0%	0 / 0%	0 / 0%	0 / 0%	0 / 0%	0 / 0%	0 / 0%
N	\$25,963,502	\$9,749,694 / 37.55%	\$2,057,957 / 7.93%	\$2,842,515 / 10.95%	\$4,533,744 / 17.46%	\$294,105 / 1.13%	0 / 0%	\$21,373 / 0.08%
S	***	0 / 0%	0 / 0%	0 / 0%	0 / 0%	0 / 0%	0 / 0%	0 / 0%
-TC	0	0 / 0%	0 / 0%	0 / 0%	0 / 0%	0 / 0%	0 / 0%	0 / 0%
-I	0	0 / 0%	0 / 0%	0 / 0%	0 / 0%	0 / 0%	0 / 0%	0 / 0%
	<b>\$25,963,502</b>	<b>\$9,749,694 / 37.55%</b>	<b>\$2,057,957 / 7.93%</b>	<b>\$2,842,515 / 10.95%</b>	<b>\$4,533,744 / 17.46%</b>	<b>\$294,105 / 1.13%</b>	<b>0 / 0%</b>	<b>\$21,373 / 0.08%</b>

\*\*\* DOLLARS REPORTED BUT NOT SHOWN IN THESE COLUMNS. T=TREASURY, N=NON-TREASURY, S=SUBCONTRACTOR FUNDS & PROCUREMENT CARD HUB PURCHASES, TC=TERM CONTRACT, I= INTER GOVERNMENTAL



TEXAS HISTORICALLY UNDERUTILIZED BUSINESS (HUB) SEMI-ANNUAL REPORT RECEIVED FOR FISCAL YEAR 2023

SECTION VII - STATE AGENCY EXPENDITURE DATA

FUND TYPE	TOTAL EXPENDITURE	TOTAL SPENT WITH HUBS AMOUNT / %	BLACK AMOUNT / %	HISPANIC AMOUNT / %	WOMAN AMOUNT / %	ASIAN PACIFIC AMOUNT / %	NATIVE AMERICAN AMOUNT / %	SERVICE-DISABLED VETERAN AMOUNT / %
<b>743 - UNIVERSITY OF TEXAS AT SAN ANTONIO - Statewide Grand Total Expenditures</b>								
T	0	0 / 0%	0 / 0%	0 / 0%	0 / 0%	0 / 0%	0 / 0%	0 / 0%
N	\$66,815,395	\$15,571,350 / 23.31%	\$2,536,086 / 3.80%	\$5,829,448 / 8.72%	\$6,086,453 / 9.11%	\$1,082,664 / 1.62%	0 / 0%	\$36,700 / 0.05%
S	***	\$4,731,989 / 18.50%	\$171,488 / 0.67%	\$2,269,828 / 8.87%	\$2,080,540 / 8.13%	\$32,129 / 0.13%	0 / 0%	\$178,004 / 0.70%
-TC	0	0 / 0%	0 / 0%	0 / 0%	0 / 0%	0 / 0%	0 / 0%	0 / 0%
-I	0	0 / 0%	0 / 0%	0 / 0%	0 / 0%	0 / 0%	0 / 0%	0 / 0%
	<b>\$66,815,395</b>	<b>\$20,303,339 / 41.81%</b>	<b>\$2,707,574 / 4.47%</b>	<b>\$8,099,276 / 17.60%</b>	<b>\$8,166,992 / 17.24%</b>	<b>\$1,114,793 / 1.75%</b>	<b>0 / 0%</b>	<b>\$214,703 / 0.75%</b>

\*\*\* DOLLARS REPORTED BUT NOT SHOWN IN THESE COLUMNS. T=TREASURY, N=NON-TREASURY, S=SUBCONTRACTOR FUNDS & PROCUREMENT CARD HUB PURCHASES, TC=TERM CONTRACT, I= INTER GOVERNMENTAL





TEXAS HISTORICALLY UNDERUTILIZED BUSINESS (HUB) SEMI-ANNUAL REPORT RECEIVED FOR FISCAL YEAR 2023

SECTION VII - STATE AGENCY EXPENDITURE DATA

FUND TYPE	TOTAL EXPENDITURE	TOTAL SPENT WITH HUBS AMOUNT / %	BLACK AMOUNT / %	HISPANIC AMOUNT / %	WOMAN AMOUNT / %	ASIAN PACIFIC AMOUNT / %	NATIVE AMERICAN AMOUNT / %	SERVICE-DISABLED VETERAN AMOUNT / %
-----------	-------------------	----------------------------------	------------------	---------------------	------------------	--------------------------	----------------------------	-------------------------------------

744 - UT HEALTH SCIENCE CENTER - HOUSTON - HEAVY CONSTRUCTION UNADJUSTED GOAL IS 11.2%

T	0	0 / 0%	0 / 0%	0 / 0%	0 / 0%	0 / 0%	0 / 0%	0 / 0%
N	0	0 / 0%	0 / 0%	0 / 0%	0 / 0%	0 / 0%	0 / 0%	0 / 0%
S	***	0 / 0%	0 / 0%	0 / 0%	0 / 0%	0 / 0%	0 / 0%	0 / 0%
-TC	0	0 / 0%	0 / 0%	0 / 0%	0 / 0%	0 / 0%	0 / 0%	0 / 0%
-I	0	0 / 0%	0 / 0%	0 / 0%	0 / 0%	0 / 0%	0 / 0%	0 / 0%
	<b>0</b>	<b>0 / 0%</b>	<b>0 / 0%</b>	<b>0 / 0%</b>	<b>0 / 0%</b>	<b>0 / 0%</b>	<b>0 / 0%</b>	<b>0 / 0%</b>

744 - UT HEALTH SCIENCE CENTER - HOUSTON - BUILDING CONSTRUCTION UNADJUSTED GOAL IS 21.1%

T	0	0 / 0%	0 / 0%	0 / 0%	0 / 0%	0 / 0%	0 / 0%	0 / 0%
N	\$6,682,404	\$47,359 / 0.71%	0 / 0%	\$15,164 / 0.23%	\$32,195 / 0.48%	0 / 0%	0 / 0%	0 / 0%
S	***	0 / 0%	0 / 0%	0 / 0%	0 / 0%	0 / 0%	0 / 0%	0 / 0%
-TC	0	0 / 0%	0 / 0%	0 / 0%	0 / 0%	0 / 0%	0 / 0%	0 / 0%
-I	0	0 / 0%	0 / 0%	0 / 0%	0 / 0%	0 / 0%	0 / 0%	0 / 0%
	<b>\$6,682,404</b>	<b>\$47,359 / 0.71%</b>	<b>0 / 0%</b>	<b>\$15,164 / 0.23%</b>	<b>\$32,195 / 0.48%</b>	<b>0 / 0%</b>	<b>0 / 0%</b>	<b>0 / 0%</b>

744 - UT HEALTH SCIENCE CENTER - HOUSTON - SPECIAL TRADE UNADJUSTED GOAL IS 32.9%

T	0	0 / 0%	0 / 0%	0 / 0%	0 / 0%	0 / 0%	0 / 0%	0 / 0%
N	\$6,118,551	\$411,865 / 6.73%	\$98,412 / 1.61%	\$147,470 / 2.41%	\$130,614 / 2.13%	\$35,369 / 0.58%	0 / 0%	0 / 0%
S	***	\$2,640 / 0.04%	0 / 0%	\$1,071 / 0.02%	\$1,569 / 0.03%	0 / 0%	0 / 0%	0 / 0%
-TC	\$77,422	0 / 0%	0 / 0%	0 / 0%	0 / 0%	0 / 0%	0 / 0%	0 / 0%
-I	0	0 / 0%	0 / 0%	0 / 0%	0 / 0%	0 / 0%	0 / 0%	0 / 0%
	<b>\$6,041,129</b>	<b>\$414,505 / 6.77%</b>	<b>\$98,412 / 1.61%</b>	<b>\$148,541 / 2.43%</b>	<b>\$132,183 / 2.16%</b>	<b>\$35,369 / 0.58%</b>	<b>0 / 0%</b>	<b>0 / 0%</b>

\*\*\* DOLLARS REPORTED BUT NOT SHOWN IN THESE COLUMNS. T=TREASURY, N=NON-TREASURY, S=SUBCONTRACTOR FUNDS & PROCUREMENT CARD HUB PURCHASES, TC=TERM CONTRACT, I= INTER GOVERNMENT



TEXAS HISTORICALLY UNDERUTILIZED BUSINESS (HUB) SEMI-ANNUAL REPORT RECEIVED FOR FISCAL YEAR 2023

SECTION VII - STATE AGENCY EXPENDITURE DATA

FUND TYPE	TOTAL EXPENDITURE	TOTAL SPENT WITH HUBS AMOUNT / %	BLACK AMOUNT / %	HISPANIC AMOUNT / %	WOMAN AMOUNT / %	ASIAN PACIFIC AMOUNT / %	NATIVE AMERICAN AMOUNT / %	SERVICE-DISABLED VETERAN AMOUNT / %
<b>744 - UT HEALTH SCIENCE CENTER - HOUSTON - PROFESSIONAL SERVICES UNADJUSTED GOAL IS 23.7%</b>								
T	0	0 / 0%	0 / 0%	0 / 0%	0 / 0%	0 / 0%	0 / 0%	0 / 0%
N	\$660,032	\$14,040 / 2.13%	\$490 / 0.07%	0 / 0%	\$13,550 / 2.05%	0 / 0%	0 / 0%	0 / 0%
S	***	0 / 0%	0 / 0%	0 / 0%	0 / 0%	0 / 0%	0 / 0%	0 / 0%
-TC	0	0 / 0%	0 / 0%	0 / 0%	0 / 0%	0 / 0%	0 / 0%	0 / 0%
-I	0	0 / 0%	0 / 0%	0 / 0%	0 / 0%	0 / 0%	0 / 0%	0 / 0%
	<b>\$660,032</b>	<b>\$14,040 / 2.13%</b>	<b>\$490 / 0.07%</b>	<b>0 / 0%</b>	<b>\$13,550 / 2.05%</b>	<b>0 / 0%</b>	<b>0 / 0%</b>	<b>0 / 0%</b>

<b>744 - UT HEALTH SCIENCE CENTER - HOUSTON - OTHER SERVICES UNADJUSTED GOAL IS 26%</b>								
T	0	0 / 0%	0 / 0%	0 / 0%	0 / 0%	0 / 0%	0 / 0%	0 / 0%
N	\$42,428,891	\$3,204,334 / 7.55%	\$76,050 / 0.18%	\$1,065,109 / 2.51%	\$597,038 / 1.41%	\$1,466,136 / 3.46%	0 / 0%	0 / 0%
S	***	\$5,789 / 0.05%	0 / 0%	\$796 / 0.01%	\$4,994 / 0.04%	0 / 0%	0 / 0%	0 / 0%
-TC	\$3,462,493	0 / 0%	0 / 0%	0 / 0%	0 / 0%	0 / 0%	0 / 0%	0 / 0%
-I	0	0 / 0%	0 / 0%	0 / 0%	0 / 0%	0 / 0%	0 / 0%	0 / 0%
	<b>\$38,966,399</b>	<b>\$3,210,123 / 7.60%</b>	<b>\$76,050 / 0.18%</b>	<b>\$1,065,905 / 2.52%</b>	<b>\$602,032 / 1.45%</b>	<b>\$1,466,136 / 3.46%</b>	<b>0 / 0%</b>	<b>0 / 0%</b>

<b>744 - UT HEALTH SCIENCE CENTER - HOUSTON - COMMODITY PURCHASING UNADJUSTED GOAL IS 21.1%</b>								
T	0	0 / 0%	0 / 0%	0 / 0%	0 / 0%	0 / 0%	0 / 0%	0 / 0%
N	\$69,950,470	\$8,887,077 / 12.70%	\$2,918,353 / 4.17%	\$3,704,631 / 5.30%	\$1,315,336 / 1.88%	\$693,880 / 0.99%	\$253,574 / 0.36%	\$1,303 / 0.00%
S	***	\$814,812 / 2.66%	\$807,678 / 2.63%	\$1,477 / 0.00%	\$5,657 / 0.02%	0 / 0%	0 / 0%	0 / 0%
-TC	\$1,739,750	0 / 0%	0 / 0%	0 / 0%	0 / 0%	0 / 0%	0 / 0%	0 / 0%
-I	0	0 / 0%	0 / 0%	0 / 0%	0 / 0%	0 / 0%	0 / 0%	0 / 0%
	<b>\$68,210,720</b>	<b>\$9,701,889 / 15.36%</b>	<b>\$3,726,031 / 6.81%</b>	<b>\$3,706,108 / 5.30%</b>	<b>\$1,320,993 / 1.90%</b>	<b>\$693,880 / 0.99%</b>	<b>\$253,574 / 0.36%</b>	<b>\$1,303 / 0.00%</b>

\*\*\* DOLLARS REPORTED BUT NOT SHOWN IN THESE COLUMNS. T=TREASURY, N=NON-TREASURY, S=SUBCONTRACTOR FUNDS & PROCUREMENT CARD HUB PURCHASES, TC=TERM CONTRACT, I= INTER GOVERNMENT



TEXAS HISTORICALLY UNDERUTILIZED BUSINESS (HUB) SEMI-ANNUAL REPORT RECEIVED FOR FISCAL YEAR 2023

SECTION VII - STATE AGENCY EXPENDITURE DATA

FUND TYPE	TOTAL EXPENDITURE	TOTAL SPENT WITH HUBS AMOUNT / %	BLACK AMOUNT / %	HISPANIC AMOUNT / %	WOMAN AMOUNT / %	ASIAN PACIFIC AMOUNT / %	NATIVE AMERICAN AMOUNT / %	SERVICE-DISABLED VETERAN AMOUNT / %
<b>744 - UT HEALTH SCIENCE CENTER - HOUSTON - Statewide Grand Total Expenditures</b>								
T	0	0 / 0%	0 / 0%	0 / 0%	0 / 0%	0 / 0%	0 / 0%	0 / 0%
N	\$125,840,348	\$12,564,675 / 9.98%	\$3,093,305 / 2.46%	\$4,932,374 / 3.92%	\$2,088,733 / 1.66%	\$2,195,385 / 1.74%	\$253,574 / 0.20%	\$1,303 / 0.00%
S	***	\$823,241 / 1.49%	\$807,678 / 1.46%	\$3,344 / 0.01%	\$12,220 / 0.02%	0 / 0%	0 / 0%	0 / 0%
-TC	\$5,279,664	0 / 0%	0 / 0%	0 / 0%	0 / 0%	0 / 0%	0 / 0%	0 / 0%
-I	0	0 / 0%	0 / 0%	0 / 0%	0 / 0%	0 / 0%	0 / 0%	0 / 0%
	<b>\$120,560,683</b>	<b>\$13,387,916 / 11.47%</b>	<b>\$3,900,983 / 3.92%</b>	<b>\$4,935,717 / 3.93%</b>	<b>\$2,100,953 / 1.68%</b>	<b>\$2,195,385 / 1.74%</b>	<b>\$253,574 / 0.20%</b>	<b>\$1,303 / 0.00%</b>

\*\*\* DOLLARS REPORTED BUT NOT SHOWN IN THESE COLUMNS. T=TREASURY, N=NON-TREASURY, S=SUBCONTRACTOR FUNDS & PROCUREMENT CARD HUB PURCHASES, TC=TERM CONTRACT, I= INTER GOVERNMENTAL



TEXAS HISTORICALLY UNDERUTILIZED BUSINESS (HUB) SEMI-ANNUAL REPORT RECEIVED FOR FISCAL YEAR 2023

SECTION VII - STATE AGENCY EXPENDITURE DATA

FUND TYPE	TOTAL EXPENDITURE	TOTAL SPENT WITH HUBS AMOUNT / %	BLACK AMOUNT / %	HISPANIC AMOUNT / %	WOMAN AMOUNT / %	ASIAN PACIFIC AMOUNT / %	NATIVE AMERICAN AMOUNT / %	SERVICE-DISABLED VETERAN AMOUNT / %
-----------	-------------------	----------------------------------	------------------	---------------------	------------------	--------------------------	----------------------------	-------------------------------------

745 - UT HEALTH SCIENCE CENTER-SAN ANTONIO - HEAVY CONSTRUCTION UNADJUSTED GOAL IS 11.2%

T	0	0 / 0%	0 / 0%	0 / 0%	0 / 0%	0 / 0%	0 / 0%	0 / 0%
N	0	0 / 0%	0 / 0%	0 / 0%	0 / 0%	0 / 0%	0 / 0%	0 / 0%
S	***	0 / 0%	0 / 0%	0 / 0%	0 / 0%	0 / 0%	0 / 0%	0 / 0%
-TC	0	0 / 0%	0 / 0%	0 / 0%	0 / 0%	0 / 0%	0 / 0%	0 / 0%
-I	0	0 / 0%	0 / 0%	0 / 0%	0 / 0%	0 / 0%	0 / 0%	0 / 0%
	<b>0</b>	<b>0 / 0%</b>	<b>0 / 0%</b>	<b>0 / 0%</b>	<b>0 / 0%</b>	<b>0 / 0%</b>	<b>0 / 0%</b>	<b>0 / 0%</b>

745 - UT HEALTH SCIENCE CENTER-SAN ANTONIO - BUILDING CONSTRUCTION UNADJUSTED GOAL IS 21.1%

T	0	0 / 0%	0 / 0%	0 / 0%	0 / 0%	0 / 0%	0 / 0%	0 / 0%
N	\$138,917,404	0 / 0%	0 / 0%	0 / 0%	0 / 0%	0 / 0%	0 / 0%	0 / 0%
S	***	\$18,308,724 / 13.18%	\$82,630 / 0.06%	\$3,545,055 / 2.55%	\$6,117,640 / 4.40%	\$8,481,826 / 6.11%	\$81,573 / 0.06%	0 / 0%
-TC	0	0 / 0%	0 / 0%	0 / 0%	0 / 0%	0 / 0%	0 / 0%	0 / 0%
-I	0	0 / 0%	0 / 0%	0 / 0%	0 / 0%	0 / 0%	0 / 0%	0 / 0%
	<b>\$138,917,404</b>	<b>\$18,308,724 / 13.18%</b>	<b>\$82,630 / 0.06%</b>	<b>\$3,545,055 / 2.55%</b>	<b>\$6,117,640 / 4.40%</b>	<b>\$8,481,826 / 6.11%</b>	<b>\$81,573 / 0.06%</b>	<b>0 / 0%</b>

745 - UT HEALTH SCIENCE CENTER-SAN ANTONIO - SPECIAL TRADE UNADJUSTED GOAL IS 32.9%

T	0	0 / 0%	0 / 0%	0 / 0%	0 / 0%	0 / 0%	0 / 0%	0 / 0%
N	\$1,644,982	\$516,853 / 31.42%	0 / 0%	\$50,041 / 3.04%	\$7,462 / 0.45%	0 / 0%	\$459,349 / 27.92%	0 / 0%
S	***	0 / 0%	0 / 0%	0 / 0%	0 / 0%	0 / 0%	0 / 0%	0 / 0%
-TC	0	0 / 0%	0 / 0%	0 / 0%	0 / 0%	0 / 0%	0 / 0%	0 / 0%
-I	0	0 / 0%	0 / 0%	0 / 0%	0 / 0%	0 / 0%	0 / 0%	0 / 0%
	<b>\$1,644,982</b>	<b>\$516,853 / 31.42%</b>	<b>0 / 0%</b>	<b>\$50,041 / 3.04%</b>	<b>\$7,462 / 0.45%</b>	<b>0 / 0%</b>	<b>\$459,349 / 27.92%</b>	<b>0 / 0%</b>

\*\*\* DOLLARS REPORTED BUT NOT SHOWN IN THESE COLUMNS. T=TREASURY, N=NON-TREASURY, S=SUBCONTRACTOR FUNDS & PROCUREMENT CARD HUB PURCHASES, TC=TERM CONTRACT, I= INTER GOVERNMENT



TEXAS HISTORICALLY UNDERUTILIZED BUSINESS (HUB) SEMI-ANNUAL REPORT RECEIVED FOR FISCAL YEAR 2023

SECTION VII - STATE AGENCY EXPENDITURE DATA

FUND TYPE	TOTAL EXPENDITURE	TOTAL SPENT WITH HUBS AMOUNT / %	BLACK AMOUNT / %	HISPANIC AMOUNT / %	WOMAN AMOUNT / %	ASIAN PACIFIC AMOUNT / %	NATIVE AMERICAN AMOUNT / %	SERVICE-DISABLED VETERAN AMOUNT / %
<b>745 - UT HEALTH SCIENCE CENTER-SAN ANTONIO - PROFESSIONAL SERVICES UNADJUSTED GOAL IS 23.7%</b>								
T	0	0 / 0%	0 / 0%	0 / 0%	0 / 0%	0 / 0%	0 / 0%	0 / 0%
N	\$19,803,890	\$755,162 / 3.81%	\$5,153 / 0.03%	\$2,747 / 0.01%	\$4,763 / 0.02%	\$742,500 / 3.75%	0 / 0%	0 / 0%
S	***	\$320,752 / 4.40%	0 / 0%	\$82,056 / 1.12%	\$53,998 / 0.74%	\$184,699 / 2.53%	0 / 0%	0 / 0%
-TC	0	0 / 0%	0 / 0%	0 / 0%	0 / 0%	0 / 0%	0 / 0%	0 / 0%
-I	0	0 / 0%	0 / 0%	0 / 0%	0 / 0%	0 / 0%	0 / 0%	0 / 0%
	<b>\$19,803,890</b>	<b>\$1,075,915 / 8.21%</b>	<b>\$5,153 / 0.03%</b>	<b>\$84,802 / 1.14%</b>	<b>\$58,761 / 0.76%</b>	<b>\$927,199 / 6.28%</b>	<b>0 / 0%</b>	<b>0 / 0%</b>
<b>745 - UT HEALTH SCIENCE CENTER-SAN ANTONIO - OTHER SERVICES UNADJUSTED GOAL IS 26%</b>								
T	-\$152	-\$152 / 100.00%	0 / 0%	0 / 0%	0 / 0%	-\$152 / 100.00%	0 / 0%	0 / 0%
N	\$30,972,603	\$3,825,012 / 12.35%	\$10,700 / 0.03%	\$2,193,989 / 7.08%	\$1,078,966 / 3.48%	\$541,357 / 1.75%	0 / 0%	0 / 0%
S	***	0 / 0%	0 / 0%	0 / 0%	0 / 0%	0 / 0%	0 / 0%	0 / 0%
-TC	0	0 / 0%	0 / 0%	0 / 0%	0 / 0%	0 / 0%	0 / 0%	0 / 0%
-I	0	0 / 0%	0 / 0%	0 / 0%	0 / 0%	0 / 0%	0 / 0%	0 / 0%
	<b>\$30,972,451</b>	<b>\$3,824,860 / 112.35%</b>	<b>\$10,700 / 0.03%</b>	<b>\$2,193,989 / 7.08%</b>	<b>\$1,078,966 / 3.48%</b>	<b>\$541,205 / 101.75%</b>	<b>0 / 0%</b>	<b>0 / 0%</b>
<b>745 - UT HEALTH SCIENCE CENTER-SAN ANTONIO - COMMODITY PURCHASING UNADJUSTED GOAL IS 21.1%</b>								
T	-\$7,890	-\$1 / 0.02%	0 / 0%	-\$1 / 0.02%	0 / 0%	0 / 0%	0 / 0%	0 / 0%
N	\$85,758,941	\$6,545,990 / 7.63%	\$22,780 / 0.03%	\$3,825,141 / 4.46%	\$2,160,092 / 2.52%	\$535,925 / 0.62%	0 / 0%	\$2,051 / 0.00%
S	***	\$3,912 / 0.06%	0 / 0%	\$984 / 0.01%	\$2,612 / 0.04%	0 / 0%	0 / 0%	\$316 / 0.00%
-TC	0	0 / 0%	0 / 0%	0 / 0%	0 / 0%	0 / 0%	0 / 0%	0 / 0%
-I	0	0 / 0%	0 / 0%	0 / 0%	0 / 0%	0 / 0%	0 / 0%	0 / 0%
	<b>\$85,751,051</b>	<b>\$6,549,900 / 7.71%</b>	<b>\$22,780 / 0.03%</b>	<b>\$3,826,124 / 4.49%</b>	<b>\$2,162,704 / 2.56%</b>	<b>\$535,925 / 0.62%</b>	<b>0 / 0%</b>	<b>\$2,367 / 0.01%</b>

\*\*\* DOLLARS REPORTED BUT NOT SHOWN IN THESE COLUMNS. T=TREASURY, N=NON-TREASURY, S=SUBCONTRACTOR FUNDS & PROCUREMENT CARD HUB PURCHASES, TC=TERM CONTRACT, I= INTER GOVERNMENTAL



TEXAS HISTORICALLY UNDERUTILIZED BUSINESS (HUB) SEMI-ANNUAL REPORT RECEIVED FOR FISCAL YEAR 2023

SECTION VII - STATE AGENCY EXPENDITURE DATA

FUND TYPE	TOTAL EXPENDITURE	TOTAL SPENT WITH HUBS AMOUNT / %	BLACK AMOUNT / %	HISPANIC AMOUNT / %	WOMAN AMOUNT / %	ASIAN PACIFIC AMOUNT / %	NATIVE AMERICAN AMOUNT / %	SERVICE-DISABLED VETERAN AMOUNT / %
<b>745 - UT HEALTH SCIENCE CENTER-SAN ANTONIO - Statewide Grand Total Expenditures</b>								
T	\$-8,042	-\$153 / 1.90%	0 / 0%	-\$1 / 0.02%	0 / 0%	-\$152 / 1.89%	0 / 0%	0 / 0%
N	\$277,097,819	\$11,643,017 / 4.20%	\$38,633 / 0.01%	\$6,071,918 / 2.19%	\$3,251,282 / 1.17%	\$1,819,782 / 0.66%	\$459,349 / 0.17%	\$2,051 / 0.00%
S	***	\$18,633,388 / 12.18%	\$82,630 / 0.05%	\$3,628,094 / 2.37%	\$6,174,250 / 4.04%	\$8,666,524 / 5.66%	\$81,573 / 0.05%	\$316 / 0.00%
-TC	0	0 / 0%	0 / 0%	0 / 0%	0 / 0%	0 / 0%	0 / 0%	0 / 0%
-I	0	0 / 0%	0 / 0%	0 / 0%	0 / 0%	0 / 0%	0 / 0%	0 / 0%
	<b>\$277,089,778</b>	<b>\$30,276,251 / 18.28%</b>	<b>\$121,263 / 0.07%</b>	<b>\$9,700,011 / 4.58%</b>	<b>\$9,425,533 / 5.21%</b>	<b>\$10,486,155 / 8.21%</b>	<b>\$540,922 / 0.22%</b>	<b>\$2,367 / 0.00%</b>

\*\*\* DOLLARS REPORTED BUT NOT SHOWN IN THESE COLUMNS. T=TREASURY, N=NON-TREASURY, S=SUBCONTRACTOR FUNDS & PROCUREMENT CARD HUB PURCHASES, TC=TERM CONTRACT, I= INTER GOVERNMENTAL



TEXAS HISTORICALLY UNDERUTILIZED BUSINESS (HUB) SEMI-ANNUAL REPORT RECEIVED FOR FISCAL YEAR 2023

SECTION VII - STATE AGENCY EXPENDITURE DATA

FUND TYPE	TOTAL EXPENDITURE	TOTAL SPENT WITH HUBS AMOUNT / %	BLACK AMOUNT / %	HISPANIC AMOUNT / %	WOMAN AMOUNT / %	ASIAN PACIFIC AMOUNT / %	NATIVE AMERICAN AMOUNT / %	SERVICE-DISABLED VETERAN AMOUNT / %
-----------	-------------------	----------------------------------	------------------	---------------------	------------------	--------------------------	----------------------------	-------------------------------------

746 - UT RIO GRANDE VALLEY - HEAVY CONSTRUCTION UNADJUSTED GOAL IS 11.2%

T	0	0 / 0%	0 / 0%	0 / 0%	0 / 0%	0 / 0%	0 / 0%	0 / 0%
N	0	0 / 0%	0 / 0%	0 / 0%	0 / 0%	0 / 0%	0 / 0%	0 / 0%
S	***	0 / 0%	0 / 0%	0 / 0%	0 / 0%	0 / 0%	0 / 0%	0 / 0%
-TC	0	0 / 0%	0 / 0%	0 / 0%	0 / 0%	0 / 0%	0 / 0%	0 / 0%
-I	0	0 / 0%	0 / 0%	0 / 0%	0 / 0%	0 / 0%	0 / 0%	0 / 0%
	<b>0</b>	<b>0 / 0%</b>	<b>0 / 0%</b>	<b>0 / 0%</b>	<b>0 / 0%</b>	<b>0 / 0%</b>	<b>0 / 0%</b>	<b>0 / 0%</b>

746 - UT RIO GRANDE VALLEY - BUILDING CONSTRUCTION UNADJUSTED GOAL IS 21.1%

T	0	0 / 0%	0 / 0%	0 / 0%	0 / 0%	0 / 0%	0 / 0%	0 / 0%
N	\$7,572,385	\$231,751 / 3.06%	0 / 0%	\$231,248 / 3.05%	\$503 / 0.01%	0 / 0%	0 / 0%	0 / 0%
S	***	\$1,504,162 / 21.41%	0 / 0%	\$1,407,768 / 20.04%	\$96,394 / 1.37%	0 / 0%	0 / 0%	0 / 0%
-TC	0	0 / 0%	0 / 0%	0 / 0%	0 / 0%	0 / 0%	0 / 0%	0 / 0%
-I	0	0 / 0%	0 / 0%	0 / 0%	0 / 0%	0 / 0%	0 / 0%	0 / 0%
	<b>\$7,572,385</b>	<b>\$1,735,913 / 24.47%</b>	<b>0 / 0%</b>	<b>\$1,639,016 / 23.09%</b>	<b>\$96,897 / 1.38%</b>	<b>0 / 0%</b>	<b>0 / 0%</b>	<b>0 / 0%</b>

746 - UT RIO GRANDE VALLEY - SPECIAL TRADE UNADJUSTED GOAL IS 32.9%

T	-\$1,762	0 / 0%	0 / 0%	0 / 0%	0 / 0%	0 / 0%	0 / 0%	0 / 0%
N	\$5,479,957	\$2,215,101 / 40.42%	\$1,578 / 0.03%	\$2,137,885 / 39.01%	\$54,785 / 1.00%	\$20,853 / 0.38%	0 / 0%	0 / 0%
S	***	\$60,374 / 2.06%	0 / 0%	\$59,135 / 2.02%	\$1,239 / 0.04%	0 / 0%	0 / 0%	0 / 0%
-TC	0	0 / 0%	0 / 0%	0 / 0%	0 / 0%	0 / 0%	0 / 0%	0 / 0%
-I	0	0 / 0%	0 / 0%	0 / 0%	0 / 0%	0 / 0%	0 / 0%	0 / 0%
	<b>\$5,478,195</b>	<b>\$2,275,475 / 42.48%</b>	<b>\$1,578 / 0.03%</b>	<b>\$2,197,019 / 41.03%</b>	<b>\$56,024 / 1.04%</b>	<b>\$20,853 / 0.38%</b>	<b>0 / 0%</b>	<b>0 / 0%</b>

\*\*\* DOLLARS REPORTED BUT NOT SHOWN IN THESE COLUMNS. T=TREASURY, N=NON-TREASURY, S=SUBCONTRACTOR FUNDS & PROCUREMENT CARD HUB PURCHASES, TC=TERM CONTRACT, I= INTER GOVERNMENT



TEXAS HISTORICALLY UNDERUTILIZED BUSINESS (HUB) SEMI-ANNUAL REPORT RECEIVED FOR FISCAL YEAR 2023

SECTION VII - STATE AGENCY EXPENDITURE DATA

FUND TYPE	TOTAL EXPENDITURE	TOTAL SPENT WITH HUBS AMOUNT / %	BLACK AMOUNT / %	HISPANIC AMOUNT / %	WOMAN AMOUNT / %	ASIAN PACIFIC AMOUNT / %	NATIVE AMERICAN AMOUNT / %	SERVICE-DISABLED VETERAN AMOUNT / %
<b>746 - UT RIO GRANDE VALLEY - PROFESSIONAL SERVICES UNADJUSTED GOAL IS 23.7%</b>								
T	0	0 / 0%	0 / 0%	0 / 0%	0 / 0%	0 / 0%	0 / 0%	0 / 0%
N	\$143,719	\$19,969 / 13.89%	0 / 0%	\$19,969 / 13.89%	0 / 0%	0 / 0%	0 / 0%	0 / 0%
S	***	0 / 0%	0 / 0%	0 / 0%	0 / 0%	0 / 0%	0 / 0%	0 / 0%
-TC	0	0 / 0%	0 / 0%	0 / 0%	0 / 0%	0 / 0%	0 / 0%	0 / 0%
-I	0	0 / 0%	0 / 0%	0 / 0%	0 / 0%	0 / 0%	0 / 0%	0 / 0%
	<b>\$143,719</b>	<b>\$19,969 / 13.89%</b>	<b>0 / 0%</b>	<b>\$19,969 / 13.89%</b>	<b>0 / 0%</b>	<b>0 / 0%</b>	<b>0 / 0%</b>	<b>0 / 0%</b>

<b>746 - UT RIO GRANDE VALLEY - OTHER SERVICES UNADJUSTED GOAL IS 26%</b>								
T	\$-426	0 / 0%	0 / 0%	0 / 0%	0 / 0%	0 / 0%	0 / 0%	0 / 0%
N	\$6,786,031	\$850,638 / 12.54%	\$3,169 / 0.05%	\$711,680 / 10.49%	\$109,870 / 1.62%	\$21,092 / 0.31%	0 / 0%	\$4,825 / 0.07%
S	***	0 / 0%	0 / 0%	0 / 0%	0 / 0%	0 / 0%	0 / 0%	0 / 0%
-TC	\$84,407	0 / 0%	0 / 0%	0 / 0%	0 / 0%	0 / 0%	0 / 0%	0 / 0%
-I	0	0 / 0%	0 / 0%	0 / 0%	0 / 0%	0 / 0%	0 / 0%	0 / 0%
	<b>\$6,701,198</b>	<b>\$850,638 / 12.54%</b>	<b>\$3,169 / 0.05%</b>	<b>\$711,680 / 10.49%</b>	<b>\$109,870 / 1.62%</b>	<b>\$21,092 / 0.31%</b>	<b>0 / 0%</b>	<b>\$4,825 / 0.07%</b>

<b>746 - UT RIO GRANDE VALLEY - COMMODITY PURCHASING UNADJUSTED GOAL IS 21.1%</b>								
T	\$-82,124	0 / 0%	0 / 0%	0 / 0%	0 / 0%	0 / 0%	0 / 0%	0 / 0%
N	\$15,235,782	\$3,492,031 / 22.92%	\$1,080,048 / 7.09%	\$1,521,196 / 9.98%	\$661,414 / 4.34%	\$228,312 / 1.50%	0 / 0%	\$1,061 / 0.01%
S	***	0 / 0%	0 / 0%	0 / 0%	0 / 0%	0 / 0%	0 / 0%	0 / 0%
-TC	\$256,317	0 / 0%	0 / 0%	0 / 0%	0 / 0%	0 / 0%	0 / 0%	0 / 0%
-I	0	0 / 0%	0 / 0%	0 / 0%	0 / 0%	0 / 0%	0 / 0%	0 / 0%
	<b>\$14,897,342</b>	<b>\$3,492,031 / 22.92%</b>	<b>\$1,080,048 / 7.09%</b>	<b>\$1,521,196 / 9.98%</b>	<b>\$661,414 / 4.34%</b>	<b>\$228,312 / 1.50%</b>	<b>0 / 0%</b>	<b>\$1,061 / 0.01%</b>

\*\*\* DOLLARS REPORTED BUT NOT SHOWN IN THESE COLUMNS. T=TREASURY, N=NON-TREASURY, S=SUBCONTRACTOR FUNDS & PROCUREMENT CARD HUB PURCHASES, TC=TERM CONTRACT, I= INTER GOVERNMENT





TEXAS HISTORICALLY UNDERUTILIZED BUSINESS (HUB) SEMI-ANNUAL REPORT RECEIVED FOR FISCAL YEAR 2023

SECTION VII - STATE AGENCY EXPENDITURE DATA

FUND TYPE	TOTAL EXPENDITURE	TOTAL SPENT WITH HUBS AMOUNT / %	BLACK AMOUNT / %	HISPANIC AMOUNT / %	WOMAN AMOUNT / %	ASIAN PACIFIC AMOUNT / %	NATIVE AMERICAN AMOUNT / %	SERVICE-DISABLED VETERAN AMOUNT / %
<b>746 - UT RIO GRANDE VALLEY - Statewide Grand Total Expenditures</b>								
T	\$-84,311	0 / 0%	0 / 0%	0 / 0%	0 / 0%	0 / 0%	0 / 0%	0 / 0%
N	\$35,217,873	\$6,809,490 / 19.34%	\$1,084,796 / 3.08%	\$4,621,978 / 13.12%	\$826,572 / 2.35%	\$270,257 / 0.77%	0 / 0%	\$5,886 / 0.02%
S	***	\$1,564,536 / 15.72%	0 / 0%	\$1,466,903 / 14.73%	\$97,633 / 0.98%	0 / 0%	0 / 0%	0 / 0%
-TC	\$340,723	0 / 0%	0 / 0%	0 / 0%	0 / 0%	0 / 0%	0 / 0%	0 / 0%
-I	0	0 / 0%	0 / 0%	0 / 0%	0 / 0%	0 / 0%	0 / 0%	0 / 0%
	<b>\$34,792,839</b>	<b>\$8,374,026 / 35.05%</b>	<b>\$1,084,796 / 3.08%</b>	<b>\$6,088,881 / 27.86%</b>	<b>\$924,206 / 3.33%</b>	<b>\$270,257 / 0.77%</b>	<b>0 / 0%</b>	<b>\$5,886 / 0.02%</b>

\*\*\* DOLLARS REPORTED BUT NOT SHOWN IN THESE COLUMNS. T=TREASURY, N=NON-TREASURY, S=SUBCONTRACTOR FUNDS & PROCUREMENT CARD HUB PURCHASES, TC=TERM CONTRACT, I= INTER GOVERNMENTAL



TEXAS HISTORICALLY UNDERUTILIZED BUSINESS (HUB) SEMI-ANNUAL REPORT RECEIVED FOR FISCAL YEAR 2023

SECTION VII - STATE AGENCY EXPENDITURE DATA

FUND TYPE	TOTAL EXPENDITURE	TOTAL SPENT WITH HUBS AMOUNT / %	BLACK AMOUNT / %	HISPANIC AMOUNT / %	WOMAN AMOUNT / %	ASIAN PACIFIC AMOUNT / %	NATIVE AMERICAN AMOUNT / %	SERVICE-DISABLED VETERAN AMOUNT / %
<b>749 - TEXAS A&amp;M UNIVERSITY - SAN ANTONIO - HEAVY CONSTRUCTION UNADJUSTED GOAL IS 11.2%</b>								
T	0	0 / 0%	0 / 0%	0 / 0%	0 / 0%	0 / 0%	0 / 0%	0 / 0%
N	0	0 / 0%	0 / 0%	0 / 0%	0 / 0%	0 / 0%	0 / 0%	0 / 0%
S	***	0 / 0%	0 / 0%	0 / 0%	0 / 0%	0 / 0%	0 / 0%	0 / 0%
-TC	0	0 / 0%	0 / 0%	0 / 0%	0 / 0%	0 / 0%	0 / 0%	0 / 0%
-I	0	0 / 0%	0 / 0%	0 / 0%	0 / 0%	0 / 0%	0 / 0%	0 / 0%
	<b>0</b>	<b>0 / 0%</b>	<b>0 / 0%</b>	<b>0 / 0%</b>	<b>0 / 0%</b>	<b>0 / 0%</b>	<b>0 / 0%</b>	<b>0 / 0%</b>

<b>749 - TEXAS A&amp;M UNIVERSITY - SAN ANTONIO - BUILDING CONSTRUCTION UNADJUSTED GOAL IS 21.1%</b>								
T	0	0 / 0%	0 / 0%	0 / 0%	0 / 0%	0 / 0%	0 / 0%	0 / 0%
N	\$399,684	\$399,684 / 100.00%	0 / 0%	\$365,431 / 91.43%	\$10,899 / 2.73%	0 / 0%	0 / 0%	\$23,354 / 5.84%
S	***	0 / 0%	0 / 0%	0 / 0%	0 / 0%	0 / 0%	0 / 0%	0 / 0%
-TC	0	0 / 0%	0 / 0%	0 / 0%	0 / 0%	0 / 0%	0 / 0%	0 / 0%
-I	0	0 / 0%	0 / 0%	0 / 0%	0 / 0%	0 / 0%	0 / 0%	0 / 0%
	<b>\$399,684</b>	<b>\$399,684 / 100.00%</b>	<b>0 / 0%</b>	<b>\$365,431 / 91.43%</b>	<b>\$10,899 / 2.73%</b>	<b>0 / 0%</b>	<b>0 / 0%</b>	<b>\$23,354 / 5.84%</b>

<b>749 - TEXAS A&amp;M UNIVERSITY - SAN ANTONIO - SPECIAL TRADE UNADJUSTED GOAL IS 32.9%</b>								
T	0	0 / 0%	0 / 0%	0 / 0%	0 / 0%	0 / 0%	0 / 0%	0 / 0%
N	\$72,652	0 / 0%	0 / 0%	0 / 0%	0 / 0%	0 / 0%	0 / 0%	0 / 0%
S	***	0 / 0%	0 / 0%	0 / 0%	0 / 0%	0 / 0%	0 / 0%	0 / 0%
-TC	0	0 / 0%	0 / 0%	0 / 0%	0 / 0%	0 / 0%	0 / 0%	0 / 0%
-I	0	0 / 0%	0 / 0%	0 / 0%	0 / 0%	0 / 0%	0 / 0%	0 / 0%
	<b>\$72,652</b>	<b>0 / 0%</b>	<b>0 / 0%</b>	<b>0 / 0%</b>	<b>0 / 0%</b>	<b>0 / 0%</b>	<b>0 / 0%</b>	<b>0 / 0%</b>

\*\*\* DOLLARS REPORTED BUT NOT SHOWN IN THESE COLUMNS. T=TREASURY, N=NON-TREASURY, S=SUBCONTRACTOR FUNDS & PROCUREMENT CARD HUB PURCHASES, TC=TERM CONTRACT, I= INTER GOVERNMENT



TEXAS HISTORICALLY UNDERUTILIZED BUSINESS (HUB) SEMI-ANNUAL REPORT RECEIVED FOR FISCAL YEAR 2023

SECTION VII - STATE AGENCY EXPENDITURE DATA

FUND TYPE	TOTAL EXPENDITURE	TOTAL SPENT WITH HUBS AMOUNT / %	BLACK AMOUNT / %	HISPANIC AMOUNT / %	WOMAN AMOUNT / %	ASIAN PACIFIC AMOUNT / %	NATIVE AMERICAN AMOUNT / %	SERVICE-DISABLED VETERAN AMOUNT / %
<b>749 - TEXAS A&amp;M UNIVERSITY - SAN ANTONIO - PROFESSIONAL SERVICES UNADJUSTED GOAL IS 23.7%</b>								
T	0	0 / 0%	0 / 0%	0 / 0%	0 / 0%	0 / 0%	0 / 0%	0 / 0%
N	0	0 / 0%	0 / 0%	0 / 0%	0 / 0%	0 / 0%	0 / 0%	0 / 0%
S	***	0 / 0%	0 / 0%	0 / 0%	0 / 0%	0 / 0%	0 / 0%	0 / 0%
-TC	0	0 / 0%	0 / 0%	0 / 0%	0 / 0%	0 / 0%	0 / 0%	0 / 0%
-I	0	0 / 0%	0 / 0%	0 / 0%	0 / 0%	0 / 0%	0 / 0%	0 / 0%
	<b>0</b>	<b>0 / 0%</b>	<b>0 / 0%</b>	<b>0 / 0%</b>	<b>0 / 0%</b>	<b>0 / 0%</b>	<b>0 / 0%</b>	<b>0 / 0%</b>

<b>749 - TEXAS A&amp;M UNIVERSITY - SAN ANTONIO - OTHER SERVICES UNADJUSTED GOAL IS 26%</b>								
T	0	0 / 0%	0 / 0%	0 / 0%	0 / 0%	0 / 0%	0 / 0%	0 / 0%
N	\$5,214,467	\$593,988 / 11.39%	\$1,026 / 0.02%	\$468,212 / 8.98%	\$121,927 / 2.34%	\$2,400 / 0.05%	0 / 0%	\$424 / 0.01%
S	***	\$440,770 / 10.82%	0 / 0%	\$439,003 / 10.78%	\$1,767 / 0.04%	0 / 0%	0 / 0%	0 / 0%
-TC	0	0 / 0%	0 / 0%	0 / 0%	0 / 0%	0 / 0%	0 / 0%	0 / 0%
-I	0	0 / 0%	0 / 0%	0 / 0%	0 / 0%	0 / 0%	0 / 0%	0 / 0%
	<b>\$5,214,467</b>	<b>\$1,034,758 / 22.22%</b>	<b>\$1,026 / 0.02%</b>	<b>\$907,215 / 19.76%</b>	<b>\$123,694 / 2.38%</b>	<b>\$2,400 / 0.05%</b>	<b>0 / 0%</b>	<b>\$424 / 0.01%</b>

<b>749 - TEXAS A&amp;M UNIVERSITY - SAN ANTONIO - COMMODITY PURCHASING UNADJUSTED GOAL IS 21.1%</b>								
T	0	0 / 0%	0 / 0%	0 / 0%	0 / 0%	0 / 0%	0 / 0%	0 / 0%
N	\$5,160,975	\$755,863 / 14.65%	\$311,639 / 6.04%	\$118,222 / 2.29%	\$259,136 / 5.02%	\$66,867 / 1.30%	0 / 0%	0 / 0%
S	***	\$32,725 / 4.00%	0 / 0%	\$1,269 / 0.16%	\$31,456 / 3.84%	0 / 0%	0 / 0%	0 / 0%
-TC	0	0 / 0%	0 / 0%	0 / 0%	0 / 0%	0 / 0%	0 / 0%	0 / 0%
-I	0	0 / 0%	0 / 0%	0 / 0%	0 / 0%	0 / 0%	0 / 0%	0 / 0%
	<b>\$5,160,975</b>	<b>\$788,587 / 18.64%</b>	<b>\$311,639 / 6.04%</b>	<b>\$119,491 / 2.45%</b>	<b>\$290,592 / 8.86%</b>	<b>\$66,867 / 1.30%</b>	<b>0 / 0%</b>	<b>0 / 0%</b>

\*\*\* DOLLARS REPORTED BUT NOT SHOWN IN THESE COLUMNS. T=TREASURY, N=NON-TREASURY, S=SUBCONTRACTOR FUNDS & PROCUREMENT CARD HUB PURCHASES, TC=TERM CONTRACT, I= INTER GOVERNMENTAL



TEXAS HISTORICALLY UNDERUTILIZED BUSINESS (HUB) SEMI-ANNUAL REPORT RECEIVED FOR FISCAL YEAR 2023

SECTION VII - STATE AGENCY EXPENDITURE DATA

FUND TYPE	TOTAL EXPENDITURE	TOTAL SPENT WITH HUBS AMOUNT / %	BLACK AMOUNT / %	HISPANIC AMOUNT / %	WOMAN AMOUNT / %	ASIAN PACIFIC AMOUNT / %	NATIVE AMERICAN AMOUNT / %	SERVICE-DISABLED VETERAN AMOUNT / %
<b>749 - TEXAS A&amp;M UNIVERSITY - SAN ANTONIO - Statewide Grand Total Expenditures</b>								
T	0	0 / 0%	0 / 0%	0 / 0%	0 / 0%	0 / 0%	0 / 0%	0 / 0%
N	\$10,847,778	\$1,749,535 / 16.13%	\$312,664 / 2.88%	\$951,865 / 8.77%	\$391,961 / 3.61%	\$69,267 / 0.64%	0 / 0%	\$23,778 / 0.22%
S	***	\$473,495 / 9.68%	0 / 0%	\$440,272 / 9.00%	\$33,223 / 0.68%	0 / 0%	0 / 0%	0 / 0%
-TC	0	0 / 0%	0 / 0%	0 / 0%	0 / 0%	0 / 0%	0 / 0%	0 / 0%
-I	0	0 / 0%	0 / 0%	0 / 0%	0 / 0%	0 / 0%	0 / 0%	0 / 0%
	<b>\$10,847,778</b>	<b>\$2,223,029 / 25.81%</b>	<b>\$312,664 / 2.88%</b>	<b>\$1,392,137 / 17.78%</b>	<b>\$425,184 / 4.29%</b>	<b>\$69,267 / 0.64%</b>	<b>0 / 0%</b>	<b>\$23,778 / 0.22%</b>

\*\*\* DOLLARS REPORTED BUT NOT SHOWN IN THESE COLUMNS. T=TREASURY, N=NON-TREASURY, S=SUBCONTRACTOR FUNDS & PROCUREMENT CARD HUB PURCHASES, TC=TERM CONTRACT, I= INTER GOVERNMENTAL



TEXAS HISTORICALLY UNDERUTILIZED BUSINESS (HUB) SEMI-ANNUAL REPORT RECEIVED FOR FISCAL YEAR 2023

SECTION VII - STATE AGENCY EXPENDITURE DATA

FUND TYPE	TOTAL EXPENDITURE	TOTAL SPENT WITH HUBS AMOUNT / %	BLACK AMOUNT / %	HISPANIC AMOUNT / %	WOMAN AMOUNT / %	ASIAN PACIFIC AMOUNT / %	NATIVE AMERICAN AMOUNT / %	SERVICE-DISABLED VETERAN AMOUNT / %
-----------	-------------------	----------------------------------	------------------	---------------------	------------------	--------------------------	----------------------------	-------------------------------------

750 - UNIVERSITY OF TEXAS AT TYLER - HEAVY CONSTRUCTION UNADJUSTED GOAL IS 11.2%

T	0	0 / 0%	0 / 0%	0 / 0%	0 / 0%	0 / 0%	0 / 0%	0 / 0%
N	0	0 / 0%	0 / 0%	0 / 0%	0 / 0%	0 / 0%	0 / 0%	0 / 0%
S	***	0 / 0%	0 / 0%	0 / 0%	0 / 0%	0 / 0%	0 / 0%	0 / 0%
-TC	0	0 / 0%	0 / 0%	0 / 0%	0 / 0%	0 / 0%	0 / 0%	0 / 0%
-I	0	0 / 0%	0 / 0%	0 / 0%	0 / 0%	0 / 0%	0 / 0%	0 / 0%
	<b>0</b>	<b>0 / 0%</b>	<b>0 / 0%</b>	<b>0 / 0%</b>	<b>0 / 0%</b>	<b>0 / 0%</b>	<b>0 / 0%</b>	<b>0 / 0%</b>

750 - UNIVERSITY OF TEXAS AT TYLER - BUILDING CONSTRUCTION UNADJUSTED GOAL IS 21.1%

T	0	0 / 0%	0 / 0%	0 / 0%	0 / 0%	0 / 0%	0 / 0%	0 / 0%
N	\$2,006,125	0 / 0%	0 / 0%	0 / 0%	0 / 0%	0 / 0%	0 / 0%	0 / 0%
S	***	0 / 0%	0 / 0%	0 / 0%	0 / 0%	0 / 0%	0 / 0%	0 / 0%
-TC	0	0 / 0%	0 / 0%	0 / 0%	0 / 0%	0 / 0%	0 / 0%	0 / 0%
-I	0	0 / 0%	0 / 0%	0 / 0%	0 / 0%	0 / 0%	0 / 0%	0 / 0%
	<b>\$2,006,125</b>	<b>0 / 0%</b>	<b>0 / 0%</b>	<b>0 / 0%</b>	<b>0 / 0%</b>	<b>0 / 0%</b>	<b>0 / 0%</b>	<b>0 / 0%</b>

750 - UNIVERSITY OF TEXAS AT TYLER - SPECIAL TRADE UNADJUSTED GOAL IS 32.9%

T	0	0 / 0%	0 / 0%	0 / 0%	0 / 0%	0 / 0%	0 / 0%	0 / 0%
N	\$1,857,767	\$8,947 / 0.48%	0 / 0%	\$3,880 / 0.21%	\$5,067 / 0.27%	0 / 0%	0 / 0%	0 / 0%
S	***	\$28,060 / 2.05%	0 / 0%	0 / 0%	\$28,060 / 2.05%	0 / 0%	0 / 0%	0 / 0%
-TC	0	0 / 0%	0 / 0%	0 / 0%	0 / 0%	0 / 0%	0 / 0%	0 / 0%
-I	0	0 / 0%	0 / 0%	0 / 0%	0 / 0%	0 / 0%	0 / 0%	0 / 0%
	<b>\$1,857,767</b>	<b>\$37,007 / 2.53%</b>	<b>0 / 0%</b>	<b>\$3,880 / 0.21%</b>	<b>\$33,127 / 2.32%</b>	<b>0 / 0%</b>	<b>0 / 0%</b>	<b>0 / 0%</b>

\*\*\* DOLLARS REPORTED BUT NOT SHOWN IN THESE COLUMNS. T=TREASURY, N=NON-TREASURY, S=SUBCONTRACTOR FUNDS & PROCUREMENT CARD HUB PURCHASES, TC=TERM CONTRACT, I= INTER GOVERNMENTAL



TEXAS HISTORICALLY UNDERUTILIZED BUSINESS (HUB) SEMI-ANNUAL REPORT RECEIVED FOR FISCAL YEAR 2023

SECTION VII - STATE AGENCY EXPENDITURE DATA

FUND TYPE	TOTAL EXPENDITURE	TOTAL SPENT WITH HUBS AMOUNT / %	BLACK AMOUNT / %	HISPANIC AMOUNT / %	WOMAN AMOUNT / %	ASIAN PACIFIC AMOUNT / %	NATIVE AMERICAN AMOUNT / %	SERVICE-DISABLED VETERAN AMOUNT / %
<b>750 - UNIVERSITY OF TEXAS AT TYLER - PROFESSIONAL SERVICES UNADJUSTED GOAL IS 23.7%</b>								
T	0	0 / 0%	0 / 0%	0 / 0%	0 / 0%	0 / 0%	0 / 0%	0 / 0%
N	\$297,912	0 / 0%	0 / 0%	0 / 0%	0 / 0%	0 / 0%	0 / 0%	0 / 0%
S	***	0 / 0%	0 / 0%	0 / 0%	0 / 0%	0 / 0%	0 / 0%	0 / 0%
-TC	0	0 / 0%	0 / 0%	0 / 0%	0 / 0%	0 / 0%	0 / 0%	0 / 0%
-I	0	0 / 0%	0 / 0%	0 / 0%	0 / 0%	0 / 0%	0 / 0%	0 / 0%
	<b>\$297,912</b>	<b>0 / 0%</b>	<b>0 / 0%</b>	<b>0 / 0%</b>	<b>0 / 0%</b>	<b>0 / 0%</b>	<b>0 / 0%</b>	<b>0 / 0%</b>

<b>750 - UNIVERSITY OF TEXAS AT TYLER - OTHER SERVICES UNADJUSTED GOAL IS 26%</b>								
T	0	0 / 0%	0 / 0%	0 / 0%	0 / 0%	0 / 0%	0 / 0%	0 / 0%
N	\$8,462,459	\$648,187 / 7.66%	0 / 0%	\$61,525 / 0.73%	\$503,934 / 5.95%	\$80,263 / 0.95%	\$2,465 / 0.03%	0 / 0%
S	***	0 / 0%	0 / 0%	0 / 0%	0 / 0%	0 / 0%	0 / 0%	0 / 0%
-TC	0	0 / 0%	0 / 0%	0 / 0%	0 / 0%	0 / 0%	0 / 0%	0 / 0%
-I	0	0 / 0%	0 / 0%	0 / 0%	0 / 0%	0 / 0%	0 / 0%	0 / 0%
	<b>\$8,462,459</b>	<b>\$648,187 / 7.66%</b>	<b>0 / 0%</b>	<b>\$61,525 / 0.73%</b>	<b>\$503,934 / 5.95%</b>	<b>\$80,263 / 0.95%</b>	<b>\$2,465 / 0.03%</b>	<b>0 / 0%</b>

<b>750 - UNIVERSITY OF TEXAS AT TYLER - COMMODITY PURCHASING UNADJUSTED GOAL IS 21.1%</b>								
T	0	0 / 0%	0 / 0%	0 / 0%	0 / 0%	0 / 0%	0 / 0%	0 / 0%
N	\$5,738,653	\$695,062 / 12.11%	\$495,010 / 8.63%	\$93,428 / 1.63%	\$105,810 / 1.84%	\$815 / 0.01%	0 / 0%	0 / 0%
S	***	\$6,231 / 0.96%	0 / 0%	0 / 0%	\$6,144 / 0.94%	\$87 / 0.01%	0 / 0%	0 / 0%
-TC	0	0 / 0%	0 / 0%	0 / 0%	0 / 0%	0 / 0%	0 / 0%	0 / 0%
-I	0	0 / 0%	0 / 0%	0 / 0%	0 / 0%	0 / 0%	0 / 0%	0 / 0%
	<b>\$5,738,653</b>	<b>\$701,293 / 13.07%</b>	<b>\$495,010 / 8.63%</b>	<b>\$93,428 / 1.63%</b>	<b>\$111,953 / 2.79%</b>	<b>\$902 / 0.03%</b>	<b>0 / 0%</b>	<b>0 / 0%</b>

\*\*\* DOLLARS REPORTED BUT NOT SHOWN IN THESE COLUMNS. T=TREASURY, N=NON-TREASURY, S=SUBCONTRACTOR FUNDS & PROCUREMENT CARD HUB PURCHASES, TC=TERM CONTRACT, I= INTER GOVERNMENTAL



TEXAS HISTORICALLY UNDERUTILIZED BUSINESS (HUB) SEMI-ANNUAL REPORT RECEIVED FOR FISCAL YEAR 2023

SECTION VII - STATE AGENCY EXPENDITURE DATA

FUND TYPE	TOTAL EXPENDITURE	TOTAL SPENT WITH HUBS AMOUNT / %	BLACK AMOUNT / %	HISPANIC AMOUNT / %	WOMAN AMOUNT / %	ASIAN PACIFIC AMOUNT / %	NATIVE AMERICAN AMOUNT / %	SERVICE-DISABLED VETERAN AMOUNT / %
<b>750 - UNIVERSITY OF TEXAS AT TYLER - Statewide Grand Total Expenditures</b>								
T	0	0 / 0%	0 / 0%	0 / 0%	0 / 0%	0 / 0%	0 / 0%	0 / 0%
N	\$18,362,917	\$1,352,195 / 7.36%	\$495,010 / 2.70%	\$158,833 / 0.86%	\$614,810 / 3.35%	\$81,077 / 0.44%	\$2,465 / 0.01%	0 / 0%
S	***	\$34,291 / 1.70%	0 / 0%	0 / 0%	\$34,204 / 1.69%	\$87 / 0.00%	0 / 0%	0 / 0%
-TC	0	0 / 0%	0 / 0%	0 / 0%	0 / 0%	0 / 0%	0 / 0%	0 / 0%
-I	0	0 / 0%	0 / 0%	0 / 0%	0 / 0%	0 / 0%	0 / 0%	0 / 0%
	<b>\$18,362,917</b>	<b>\$1,386,487 / 9.06%</b>	<b>\$495,010 / 2.70%</b>	<b>\$158,833 / 0.86%</b>	<b>\$649,014 / 5.04%</b>	<b>\$81,165 / 0.45%</b>	<b>\$2,465 / 0.01%</b>	<b>0 / 0%</b>

\*\*\* DOLLARS REPORTED BUT NOT SHOWN IN THESE COLUMNS. T=TREASURY, N=NON-TREASURY, S=SUBCONTRACTOR FUNDS & PROCUREMENT CARD HUB PURCHASES, TC=TERM CONTRACT, I= INTER GOVERNMENTAL



TEXAS HISTORICALLY UNDERUTILIZED BUSINESS (HUB) SEMI-ANNUAL REPORT RECEIVED FOR FISCAL YEAR 2023

SECTION VII - STATE AGENCY EXPENDITURE DATA

FUND TYPE	TOTAL EXPENDITURE	TOTAL SPENT WITH HUBS AMOUNT / %	BLACK AMOUNT / %	HISPANIC AMOUNT / %	WOMAN AMOUNT / %	ASIAN PACIFIC AMOUNT / %	NATIVE AMERICAN AMOUNT / %	SERVICE-DISABLED VETERAN AMOUNT / %
<b>751 - TEXAS A &amp; M UNIVERSITY - COMMERCE - HEAVY CONSTRUCTION UNADJUSTED GOAL IS 11.2%</b>								
T	0	0 / 0%	0 / 0%	0 / 0%	0 / 0%	0 / 0%	0 / 0%	0 / 0%
N	-\$21,814	-\$21,814 / 100.00%	0 / 0%	0 / 0%	-\$21,814 / 100.00%	0 / 0%	0 / 0%	0 / 0%
S	***	0 / 0%	0 / 0%	0 / 0%	0 / 0%	0 / 0%	0 / 0%	0 / 0%
-TC	0	0 / 0%	0 / 0%	0 / 0%	0 / 0%	0 / 0%	0 / 0%	0 / 0%
-I	0	0 / 0%	0 / 0%	0 / 0%	0 / 0%	0 / 0%	0 / 0%	0 / 0%
	<b>-\$21,814</b>	<b>-\$21,814 / 100.00%</b>	<b>0 / 0%</b>	<b>0 / 0%</b>	<b>-\$21,814 / 100.00%</b>	<b>0 / 0%</b>	<b>0 / 0%</b>	<b>0 / 0%</b>

<b>751 - TEXAS A &amp; M UNIVERSITY - COMMERCE - BUILDING CONSTRUCTION UNADJUSTED GOAL IS 21.1%</b>								
T	\$1,749,910	0 / 0%	0 / 0%	0 / 0%	0 / 0%	0 / 0%	0 / 0%	0 / 0%
N	\$3,397,264	\$113,439 / 3.34%	0 / 0%	0 / 0%	\$113,439 / 3.34%	0 / 0%	0 / 0%	0 / 0%
S	***	0 / 0%	0 / 0%	0 / 0%	0 / 0%	0 / 0%	0 / 0%	0 / 0%
-TC	0	0 / 0%	0 / 0%	0 / 0%	0 / 0%	0 / 0%	0 / 0%	0 / 0%
-I	0	0 / 0%	0 / 0%	0 / 0%	0 / 0%	0 / 0%	0 / 0%	0 / 0%
	<b>\$5,147,173</b>	<b>\$113,439 / 3.34%</b>	<b>0 / 0%</b>	<b>0 / 0%</b>	<b>\$113,439 / 3.34%</b>	<b>0 / 0%</b>	<b>0 / 0%</b>	<b>0 / 0%</b>

<b>751 - TEXAS A &amp; M UNIVERSITY - COMMERCE - SPECIAL TRADE UNADJUSTED GOAL IS 32.9%</b>								
T	0	0 / 0%	0 / 0%	0 / 0%	0 / 0%	0 / 0%	0 / 0%	0 / 0%
N	\$976,496	\$378,620 / 38.77%	0 / 0%	0 / 0%	\$172,883 / 17.70%	0 / 0%	\$205,737 / 21.07%	0 / 0%
S	***	0 / 0%	0 / 0%	0 / 0%	0 / 0%	0 / 0%	0 / 0%	0 / 0%
-TC	0	0 / 0%	0 / 0%	0 / 0%	0 / 0%	0 / 0%	0 / 0%	0 / 0%
-I	0	0 / 0%	0 / 0%	0 / 0%	0 / 0%	0 / 0%	0 / 0%	0 / 0%
	<b>\$976,496</b>	<b>\$378,620 / 38.77%</b>	<b>0 / 0%</b>	<b>0 / 0%</b>	<b>\$172,883 / 17.70%</b>	<b>0 / 0%</b>	<b>\$205,737 / 21.07%</b>	<b>0 / 0%</b>

\*\*\* DOLLARS REPORTED BUT NOT SHOWN IN THESE COLUMNS. T=TREASURY, N=NON-TREASURY, S=SUBCONTRACTOR FUNDS & PROCUREMENT CARD HUB PURCHASES, TC=TERM CONTRACT, I= INTER GOVERNMENT





TEXAS HISTORICALLY UNDERUTILIZED BUSINESS (HUB) SEMI-ANNUAL REPORT RECEIVED FOR FISCAL YEAR 2023

SECTION VII - STATE AGENCY EXPENDITURE DATA

FUND TYPE	TOTAL EXPENDITURE	TOTAL SPENT WITH HUBS AMOUNT / %	BLACK AMOUNT / %	HISPANIC AMOUNT / %	WOMAN AMOUNT / %	ASIAN PACIFIC AMOUNT / %	NATIVE AMERICAN AMOUNT / %	SERVICE-DISABLED VETERAN AMOUNT / %
<b>751 - TEXAS A &amp; M UNIVERSITY - COMMERCE - PROFESSIONAL SERVICES UNADJUSTED GOAL IS 23.7%</b>								
T	0	0 / 0%	0 / 0%	0 / 0%	0 / 0%	0 / 0%	0 / 0%	0 / 0%
N	\$392,365	0 / 0%	0 / 0%	0 / 0%	0 / 0%	0 / 0%	0 / 0%	0 / 0%
S	***	0 / 0%	0 / 0%	0 / 0%	0 / 0%	0 / 0%	0 / 0%	0 / 0%
-TC	0	0 / 0%	0 / 0%	0 / 0%	0 / 0%	0 / 0%	0 / 0%	0 / 0%
-I	0	0 / 0%	0 / 0%	0 / 0%	0 / 0%	0 / 0%	0 / 0%	0 / 0%
	<b>\$392,365</b>	<b>0 / 0%</b>	<b>0 / 0%</b>	<b>0 / 0%</b>	<b>0 / 0%</b>	<b>0 / 0%</b>	<b>0 / 0%</b>	<b>0 / 0%</b>

<b>751 - TEXAS A &amp; M UNIVERSITY - COMMERCE - OTHER SERVICES UNADJUSTED GOAL IS 26%</b>								
T	0	0 / 0%	0 / 0%	0 / 0%	0 / 0%	0 / 0%	0 / 0%	0 / 0%
N	\$10,480,178	\$751,094 / 7.17%	\$41 / 0.00%	\$136,269 / 1.30%	\$165,788 / 1.58%	\$180,918 / 1.73%	\$268,079 / 2.56%	0 / 0%
S	***	\$2,080,736 / 34.88%	\$56,045 / 0.94%	\$85,938 / 1.44%	\$1,933,753 / 32.41%	\$5,000 / 0.08%	0 / 0%	0 / 0%
-TC	0	0 / 0%	0 / 0%	0 / 0%	0 / 0%	0 / 0%	0 / 0%	0 / 0%
-I	0	0 / 0%	0 / 0%	0 / 0%	0 / 0%	0 / 0%	0 / 0%	0 / 0%
	<b>\$10,480,178</b>	<b>\$2,831,831 / 42.04%</b>	<b>\$56,086 / 0.94%</b>	<b>\$222,207 / 2.74%</b>	<b>\$2,099,541 / 33.99%</b>	<b>\$185,918 / 1.81%</b>	<b>\$268,079 / 2.56%</b>	<b>0 / 0%</b>

<b>751 - TEXAS A &amp; M UNIVERSITY - COMMERCE - COMMODITY PURCHASING UNADJUSTED GOAL IS 21.1%</b>								
T	\$-1,761,015	-\$9,089 / 0.52%	-\$9,089 / 0.52%	0 / 0%	0 / 0%	0 / 0%	0 / 0%	0 / 0%
N	\$7,352,654	\$1,031,972 / 14.04%	\$463,875 / 6.31%	\$52,112 / 0.71%	\$273,050 / 3.71%	\$50,745 / 0.69%	\$192,190 / 2.61%	0 / 0%
S	***	\$98,291 / 6.48%	\$203 / 0.01%	\$4,778 / 0.32%	\$93,311 / 6.16%	0 / 0%	0 / 0%	0 / 0%
-TC	\$17,875	0 / 0%	0 / 0%	0 / 0%	0 / 0%	0 / 0%	0 / 0%	0 / 0%
-I	0	0 / 0%	0 / 0%	0 / 0%	0 / 0%	0 / 0%	0 / 0%	0 / 0%
	<b>\$5,573,764</b>	<b>\$1,121,174 / 21.04%</b>	<b>\$454,989 / 6.84%</b>	<b>\$56,890 / 1.02%</b>	<b>\$366,361 / 9.87%</b>	<b>\$50,745 / 0.69%</b>	<b>\$192,190 / 2.61%</b>	<b>0 / 0%</b>

\*\*\* DOLLARS REPORTED BUT NOT SHOWN IN THESE COLUMNS. T=TREASURY, N=NON-TREASURY, S=SUBCONTRACTOR FUNDS & PROCUREMENT CARD HUB PURCHASES, TC=TERM CONTRACT, I= INTER GOVERNMENT



TEXAS HISTORICALLY UNDERUTILIZED BUSINESS (HUB) SEMI-ANNUAL REPORT RECEIVED FOR FISCAL YEAR 2023

SECTION VII - STATE AGENCY EXPENDITURE DATA

FUND TYPE	TOTAL EXPENDITURE	TOTAL SPENT WITH HUBS AMOUNT / %	BLACK AMOUNT / %	HISPANIC AMOUNT / %	WOMAN AMOUNT / %	ASIAN PACIFIC AMOUNT / %	NATIVE AMERICAN AMOUNT / %	SERVICE-DISABLED VETERAN AMOUNT / %
<b>751 - TEXAS A &amp; M UNIVERSITY - COMMERCE - Statewide Grand Total Expenditures</b>								
T	\$-11,105	-\$9,089 / 81.85%	-\$9,089 / 81.85%	0 / 0%	0 / 0%	0 / 0%	0 / 0%	0 / 0%
N	\$22,577,143	\$2,253,311 / 9.98%	\$463,916 / 2.05%	\$188,381 / 0.83%	\$703,346 / 3.12%	\$231,662 / 1.03%	\$666,006 / 2.95%	0 / 0%
S	***	\$2,179,028 / 28.10%	\$56,248 / 0.73%	\$90,716 / 1.17%	\$2,027,064 / 26.14%	\$5,000 / 0.06%	0 / 0%	0 / 0%
-TC	\$17,875	0 / 0%	0 / 0%	0 / 0%	0 / 0%	0 / 0%	0 / 0%	0 / 0%
-I	0	0 / 0%	0 / 0%	0 / 0%	0 / 0%	0 / 0%	0 / 0%	0 / 0%
	<b>\$22,548,163</b>	<b>\$4,423,250 / 119.92%</b>	<b>\$511,075 / 84.63%</b>	<b>\$279,097 / 2.00%</b>	<b>\$2,730,409 / 29.25%</b>	<b>\$236,662 / 1.09%</b>	<b>\$666,006 / 2.95%</b>	<b>0 / 0%</b>

\*\*\* DOLLARS REPORTED BUT NOT SHOWN IN THESE COLUMNS. T=TREASURY, N=NON-TREASURY, S=SUBCONTRACTOR FUNDS & PROCUREMENT CARD HUB PURCHASES, TC=TERM CONTRACT, I= INTER GOVERNMENTAL



TEXAS HISTORICALLY UNDERUTILIZED BUSINESS (HUB) SEMI-ANNUAL REPORT RECEIVED FOR FISCAL YEAR 2023

SECTION VII - STATE AGENCY EXPENDITURE DATA

FUND TYPE	TOTAL EXPENDITURE	TOTAL SPENT WITH HUBS AMOUNT / %	BLACK AMOUNT / %	HISPANIC AMOUNT / %	WOMAN AMOUNT / %	ASIAN PACIFIC AMOUNT / %	NATIVE AMERICAN AMOUNT / %	SERVICE-DISABLED VETERAN AMOUNT / %
-----------	-------------------	----------------------------------	------------------	---------------------	------------------	--------------------------	----------------------------	-------------------------------------

752 - UNIVERSITY OF NORTH TEXAS - HEAVY CONSTRUCTION UNADJUSTED GOAL IS 11.2%

T	0	0 / 0%	0 / 0%	0 / 0%	0 / 0%	0 / 0%	0 / 0%	0 / 0%
N	0	0 / 0%	0 / 0%	0 / 0%	0 / 0%	0 / 0%	0 / 0%	0 / 0%
S	***	0 / 0%	0 / 0%	0 / 0%	0 / 0%	0 / 0%	0 / 0%	0 / 0%
-TC	0	0 / 0%	0 / 0%	0 / 0%	0 / 0%	0 / 0%	0 / 0%	0 / 0%
-I	0	0 / 0%	0 / 0%	0 / 0%	0 / 0%	0 / 0%	0 / 0%	0 / 0%
	<b>0</b>	<b>0 / 0%</b>	<b>0 / 0%</b>	<b>0 / 0%</b>	<b>0 / 0%</b>	<b>0 / 0%</b>	<b>0 / 0%</b>	<b>0 / 0%</b>

752 - UNIVERSITY OF NORTH TEXAS - BUILDING CONSTRUCTION UNADJUSTED GOAL IS 21.1%

T	\$110,667	0 / 0%	0 / 0%	0 / 0%	0 / 0%	0 / 0%	0 / 0%	0 / 0%
N	\$7,465,746	\$1,900,175 / 25.45%	\$56,382 / 0.76%	\$400,424 / 5.36%	\$1,133,553 / 15.18%	0 / 0%	\$309,816 / 4.15%	0 / 0%
S	***	\$930,287 / 12.28%	0 / 0%	\$81,667 / 1.08%	\$746,236 / 9.85%	0 / 0%	\$102,384 / 1.35%	0 / 0%
-TC	0	0 / 0%	0 / 0%	0 / 0%	0 / 0%	0 / 0%	0 / 0%	0 / 0%
-I	0	0 / 0%	0 / 0%	0 / 0%	0 / 0%	0 / 0%	0 / 0%	0 / 0%
	<b>\$7,576,413</b>	<b>\$2,830,462 / 37.73%</b>	<b>\$56,382 / 0.76%</b>	<b>\$482,091 / 6.44%</b>	<b>\$1,879,789 / 25.03%</b>	<b>0 / 0%</b>	<b>\$412,199 / 5.50%</b>	<b>0 / 0%</b>

752 - UNIVERSITY OF NORTH TEXAS - SPECIAL TRADE UNADJUSTED GOAL IS 32.9%

T	\$1,156	0 / 0%	0 / 0%	0 / 0%	0 / 0%	0 / 0%	0 / 0%	0 / 0%
N	\$9,396,348	\$2,319,461 / 24.68%	\$110,551 / 1.18%	\$185,851 / 1.98%	\$1,938,345 / 20.63%	0 / 0%	\$84,715 / 0.90%	0 / 0%
S	***	\$820,124 / 8.73%	\$62,061 / 0.66%	\$104,121 / 1.11%	\$647,571 / 6.89%	\$6,370 / 0.07%	0 / 0%	0 / 0%
-TC	0	0 / 0%	0 / 0%	0 / 0%	0 / 0%	0 / 0%	0 / 0%	0 / 0%
-I	0	0 / 0%	0 / 0%	0 / 0%	0 / 0%	0 / 0%	0 / 0%	0 / 0%
	<b>\$9,397,504</b>	<b>\$3,139,585 / 33.41%</b>	<b>\$172,612 / 1.84%</b>	<b>\$289,972 / 3.09%</b>	<b>\$2,585,916 / 27.52%</b>	<b>\$6,370 / 0.07%</b>	<b>\$84,715 / 0.90%</b>	<b>0 / 0%</b>

\*\*\* DOLLARS REPORTED BUT NOT SHOWN IN THESE COLUMNS. T=TREASURY, N=NON-TREASURY, S=SUBCONTRACTOR FUNDS & PROCUREMENT CARD HUB PURCHASES, TC=TERM CONTRACT, I= INTER GOVERNMENT



TEXAS HISTORICALLY UNDERUTILIZED BUSINESS (HUB) SEMI-ANNUAL REPORT RECEIVED FOR FISCAL YEAR 2023

SECTION VII - STATE AGENCY EXPENDITURE DATA

FUND TYPE	TOTAL EXPENDITURE	TOTAL SPENT WITH HUBS AMOUNT / %	BLACK AMOUNT / %	HISPANIC AMOUNT / %	WOMAN AMOUNT / %	ASIAN PACIFIC AMOUNT / %	NATIVE AMERICAN AMOUNT / %	SERVICE-DISABLED VETERAN AMOUNT / %
<b>752 - UNIVERSITY OF NORTH TEXAS - PROFESSIONAL SERVICES UNADJUSTED GOAL IS 23.7%</b>								
T	0	0 / 0%	0 / 0%	0 / 0%	0 / 0%	0 / 0%	0 / 0%	0 / 0%
N	\$408,291	\$129,935 / 31.82%	0 / 0%	\$42,280 / 10.36%	\$87,655 / 21.47%	0 / 0%	0 / 0%	0 / 0%
S	***	\$2,053 / 0.98%	0 / 0%	\$2,053 / 0.98%	0 / 0%	0 / 0%	0 / 0%	0 / 0%
-TC	0	0 / 0%	0 / 0%	0 / 0%	0 / 0%	0 / 0%	0 / 0%	0 / 0%
-I	0	0 / 0%	0 / 0%	0 / 0%	0 / 0%	0 / 0%	0 / 0%	0 / 0%
	<b>\$408,291</b>	<b>\$131,987 / 32.80%</b>	<b>0 / 0%</b>	<b>\$44,333 / 11.33%</b>	<b>\$87,655 / 21.47%</b>	<b>0 / 0%</b>	<b>0 / 0%</b>	<b>0 / 0%</b>

<b>752 - UNIVERSITY OF NORTH TEXAS - OTHER SERVICES UNADJUSTED GOAL IS 26%</b>								
T	\$9,173	\$2,206 / 24.05%	\$479 / 5.22%	0 / 0%	0 / 0%	\$1,728 / 18.83%	0 / 0%	0 / 0%
N	\$18,654,409	\$1,858,996 / 9.97%	\$1,294,444 / 6.94%	\$68,518 / 0.37%	\$179,087 / 0.96%	\$316,946 / 1.70%	0 / 0%	0 / 0%
S	***	\$1,139,322 / 19.03%	\$114,771 / 1.92%	\$338,123 / 5.65%	\$627,659 / 10.48%	\$47,773 / 0.80%	\$10,995 / 0.18%	0 / 0%
-TC	0	0 / 0%	0 / 0%	0 / 0%	0 / 0%	0 / 0%	0 / 0%	0 / 0%
-I	0	0 / 0%	0 / 0%	0 / 0%	0 / 0%	0 / 0%	0 / 0%	0 / 0%
	<b>\$18,663,582</b>	<b>\$3,000,524 / 53.05%</b>	<b>\$1,409,694 / 14.08%</b>	<b>\$406,641 / 6.01%</b>	<b>\$806,746 / 11.44%</b>	<b>\$366,447 / 21.33%</b>	<b>\$10,995 / 0.18%</b>	<b>0 / 0%</b>

<b>752 - UNIVERSITY OF NORTH TEXAS - COMMODITY PURCHASING UNADJUSTED GOAL IS 21.1%</b>								
T	\$490,980	\$247,987 / 50.51%	\$171,688 / 34.97%	\$4,451 / 0.91%	\$49,212 / 10.02%	\$22,636 / 4.61%	0 / 0%	0 / 0%
N	\$34,064,260	\$6,120,117 / 17.97%	\$3,115,537 / 9.15%	\$1,263,522 / 3.71%	\$1,284,848 / 3.77%	\$445,996 / 1.31%	0 / 0%	\$10,214 / 0.03%
S	***	\$681,788 / 3.48%	\$34,192 / 0.17%	\$449,492 / 2.29%	\$117,016 / 0.60%	\$66,246 / 0.34%	\$14,816 / 0.08%	\$26 / 0.00%
-TC	0	0 / 0%	0 / 0%	0 / 0%	0 / 0%	0 / 0%	0 / 0%	0 / 0%
-I	0	0 / 0%	0 / 0%	0 / 0%	0 / 0%	0 / 0%	0 / 0%	0 / 0%
	<b>\$34,555,241</b>	<b>\$7,049,892 / 71.95%</b>	<b>\$3,321,416 / 44.29%</b>	<b>\$1,717,466 / 6.91%</b>	<b>\$1,451,076 / 14.39%</b>	<b>\$534,877 / 6.26%</b>	<b>\$14,816 / 0.08%</b>	<b>\$10,240 / 0.03%</b>

\*\*\* DOLLARS REPORTED BUT NOT SHOWN IN THESE COLUMNS. T=TREASURY, N=NON-TREASURY, S=SUBCONTRACTOR FUNDS & PROCUREMENT CARD HUB PURCHASES, TC=TERM CONTRACT, I= INTER GOVERNMENTAL



TEXAS HISTORICALLY UNDERUTILIZED BUSINESS (HUB) SEMI-ANNUAL REPORT RECEIVED FOR FISCAL YEAR 2023

SECTION VII - STATE AGENCY EXPENDITURE DATA

FUND TYPE	TOTAL EXPENDITURE	TOTAL SPENT WITH HUBS AMOUNT / %	BLACK AMOUNT / %	HISPANIC AMOUNT / %	WOMAN AMOUNT / %	ASIAN PACIFIC AMOUNT / %	NATIVE AMERICAN AMOUNT / %	SERVICE-DISABLED VETERAN AMOUNT / %
<b>752 - UNIVERSITY OF NORTH TEXAS - Statewide Grand Total Expenditures</b>								
T	\$611,977	\$250,194 / 40.88%	\$172,166 / 28.13%	\$4,451 / 0.73%	\$49,212 / 8.04%	\$24,364 / 3.98%	0 / 0%	0 / 0%
N	\$69,989,054	\$12,328,684 / 17.62%	\$4,576,914 / 6.54%	\$1,960,595 / 2.80%	\$4,623,488 / 6.61%	\$762,942 / 1.09%	\$394,531 / 0.56%	\$10,214 / 0.01%
S	***	\$3,573,573 / 8.35%	\$211,024 / 0.49%	\$975,457 / 2.28%	\$2,138,483 / 5.00%	\$120,389 / 0.28%	\$128,195 / 0.30%	\$26 / 0.00%
-TC	0	0 / 0%	0 / 0%	0 / 0%	0 / 0%	0 / 0%	0 / 0%	0 / 0%
-I	0	0 / 0%	0 / 0%	0 / 0%	0 / 0%	0 / 0%	0 / 0%	0 / 0%
	<b>\$70,601,031</b>	<b>\$16,152,451 / 66.85%</b>	<b>\$4,960,105 / 35.17%</b>	<b>\$2,940,504 / 5.81%</b>	<b>\$6,811,183 / 19.65%</b>	<b>\$907,694 / 5.35%</b>	<b>\$522,725 / 0.86%</b>	<b>\$10,240 / 0.01%</b>

\*\*\* DOLLARS REPORTED BUT NOT SHOWN IN THESE COLUMNS. T=TREASURY, N=NON-TREASURY, S=SUBCONTRACTOR FUNDS & PROCUREMENT CARD HUB PURCHASES, TC=TERM CONTRACT, I= INTER GOVERNMENTAL



TEXAS HISTORICALLY UNDERUTILIZED BUSINESS (HUB) SEMI-ANNUAL REPORT RECEIVED FOR FISCAL YEAR 2023

SECTION VII - STATE AGENCY EXPENDITURE DATA

FUND TYPE	TOTAL EXPENDITURE	TOTAL SPENT WITH HUBS AMOUNT / %	BLACK AMOUNT / %	HISPANIC AMOUNT / %	WOMAN AMOUNT / %	ASIAN PACIFIC AMOUNT / %	NATIVE AMERICAN AMOUNT / %	SERVICE-DISABLED VETERAN AMOUNT / %
-----------	-------------------	----------------------------------	------------------	---------------------	------------------	--------------------------	----------------------------	-------------------------------------

753 - SAM HOUSTON STATE UNIVERSITY - HEAVY CONSTRUCTION UNADJUSTED GOAL IS 11.2%

T	0	0 / 0%	0 / 0%	0 / 0%	0 / 0%	0 / 0%	0 / 0%	0 / 0%
N	0	0 / 0%	0 / 0%	0 / 0%	0 / 0%	0 / 0%	0 / 0%	0 / 0%
S	***	0 / 0%	0 / 0%	0 / 0%	0 / 0%	0 / 0%	0 / 0%	0 / 0%
-TC	0	0 / 0%	0 / 0%	0 / 0%	0 / 0%	0 / 0%	0 / 0%	0 / 0%
-I	0	0 / 0%	0 / 0%	0 / 0%	0 / 0%	0 / 0%	0 / 0%	0 / 0%
	<b>0</b>	<b>0 / 0%</b>	<b>0 / 0%</b>	<b>0 / 0%</b>	<b>0 / 0%</b>	<b>0 / 0%</b>	<b>0 / 0%</b>	<b>0 / 0%</b>

753 - SAM HOUSTON STATE UNIVERSITY - BUILDING CONSTRUCTION UNADJUSTED GOAL IS 21.1%

T	0	0 / 0%	0 / 0%	0 / 0%	0 / 0%	0 / 0%	0 / 0%	0 / 0%
N	\$944	\$944 / 100.00%	0 / 0%	0 / 0%	0 / 0%	\$944 / 100.00%	0 / 0%	0 / 0%
S	***	0 / 0%	0 / 0%	0 / 0%	0 / 0%	0 / 0%	0 / 0%	0 / 0%
-TC	0	0 / 0%	0 / 0%	0 / 0%	0 / 0%	0 / 0%	0 / 0%	0 / 0%
-I	0	0 / 0%	0 / 0%	0 / 0%	0 / 0%	0 / 0%	0 / 0%	0 / 0%
	<b>\$944</b>	<b>\$944 / 100.00%</b>	<b>0 / 0%</b>	<b>0 / 0%</b>	<b>0 / 0%</b>	<b>\$944 / 100.00%</b>	<b>0 / 0%</b>	<b>0 / 0%</b>

753 - SAM HOUSTON STATE UNIVERSITY - SPECIAL TRADE UNADJUSTED GOAL IS 32.9%

T	\$24,160	\$19,120 / 79.14%	0 / 0%	0 / 0%	\$19,120 / 79.14%	0 / 0%	0 / 0%	0 / 0%
N	0	0 / 0%	0 / 0%	0 / 0%	0 / 0%	0 / 0%	0 / 0%	0 / 0%
S	***	0 / 0%	0 / 0%	0 / 0%	0 / 0%	0 / 0%	0 / 0%	0 / 0%
-TC	0	0 / 0%	0 / 0%	0 / 0%	0 / 0%	0 / 0%	0 / 0%	0 / 0%
-I	0	0 / 0%	0 / 0%	0 / 0%	0 / 0%	0 / 0%	0 / 0%	0 / 0%
	<b>\$24,160</b>	<b>\$19,120 / 79.14%</b>	<b>0 / 0%</b>	<b>0 / 0%</b>	<b>\$19,120 / 79.14%</b>	<b>0 / 0%</b>	<b>0 / 0%</b>	<b>0 / 0%</b>

\*\*\* DOLLARS REPORTED BUT NOT SHOWN IN THESE COLUMNS. T=TREASURY, N=NON-TREASURY, S=SUBCONTRACTOR FUNDS & PROCUREMENT CARD HUB PURCHASES, TC=TERM CONTRACT, I= INTER GOVERNMENT



TEXAS HISTORICALLY UNDERUTILIZED BUSINESS (HUB) SEMI-ANNUAL REPORT RECEIVED FOR FISCAL YEAR 2023

SECTION VII - STATE AGENCY EXPENDITURE DATA

FUND TYPE	TOTAL EXPENDITURE	TOTAL SPENT WITH HUBS AMOUNT / %	BLACK AMOUNT / %	HISPANIC AMOUNT / %	WOMAN AMOUNT / %	ASIAN PACIFIC AMOUNT / %	NATIVE AMERICAN AMOUNT / %	SERVICE-DISABLED VETERAN AMOUNT / %
-----------	-------------------	----------------------------------	------------------	---------------------	------------------	--------------------------	----------------------------	-------------------------------------

753 - SAM HOUSTON STATE UNIVERSITY - PROFESSIONAL SERVICES UNADJUSTED GOAL IS 23.7%

T	0	0 / 0%	0 / 0%	0 / 0%	0 / 0%	0 / 0%	0 / 0%	0 / 0%
N	0	0 / 0%	0 / 0%	0 / 0%	0 / 0%	0 / 0%	0 / 0%	0 / 0%
S	***	0 / 0%	0 / 0%	0 / 0%	0 / 0%	0 / 0%	0 / 0%	0 / 0%
-TC	0	0 / 0%	0 / 0%	0 / 0%	0 / 0%	0 / 0%	0 / 0%	0 / 0%
-I	0	0 / 0%	0 / 0%	0 / 0%	0 / 0%	0 / 0%	0 / 0%	0 / 0%
	<b>0</b>	<b>0 / 0%</b>	<b>0 / 0%</b>	<b>0 / 0%</b>	<b>0 / 0%</b>	<b>0 / 0%</b>	<b>0 / 0%</b>	<b>0 / 0%</b>

753 - SAM HOUSTON STATE UNIVERSITY - OTHER SERVICES UNADJUSTED GOAL IS 26%

T	\$641,382	\$66,592 / 10.38%	\$557 / 0.09%	\$29,987 / 4.68%	\$35,470 / 5.53%	0 / 0%	0 / 0%	\$578 / 0.09%
N	\$193,670	\$30,274 / 15.63%	\$141 / 0.07%	\$875 / 0.45%	\$29,258 / 15.11%	0 / 0%	0 / 0%	0 / 0%
S	***	\$2,449 / 0.31%	0 / 0%	0 / 0%	\$1,881 / 0.24%	\$18 / 0.00%	0 / 0%	\$550 / 0.07%
-TC	0	0 / 0%	0 / 0%	0 / 0%	0 / 0%	0 / 0%	0 / 0%	0 / 0%
-I	0	0 / 0%	0 / 0%	0 / 0%	0 / 0%	0 / 0%	0 / 0%	0 / 0%
	<b>\$835,052</b>	<b>\$99,315 / 26.33%</b>	<b>\$698 / 0.16%</b>	<b>\$30,862 / 5.13%</b>	<b>\$66,609 / 20.88%</b>	<b>\$18 / 0.00%</b>	<b>0 / 0%</b>	<b>\$1,127 / 0.16%</b>

753 - SAM HOUSTON STATE UNIVERSITY - COMMODITY PURCHASING UNADJUSTED GOAL IS 21.1%

T	\$1,333,279	\$636,221 / 47.72%	\$326,000 / 24.45%	\$156,002 / 11.70%	\$62,886 / 4.72%	\$2,142 / 0.16%	0 / 0%	\$89,192 / 6.69%
N	\$1,707,751	\$764,292 / 44.75%	\$43,098 / 2.52%	\$8,499 / 0.50%	\$712,696 / 41.73%	0 / 0%	0 / 0%	0 / 0%
S	***	\$56,496 / 2.74%	\$1,620 / 0.08%	\$3,814 / 0.18%	\$49,366 / 2.39%	0 / 0%	0 / 0%	\$1,697 / 0.08%
-TC	0	0 / 0%	0 / 0%	0 / 0%	0 / 0%	0 / 0%	0 / 0%	0 / 0%
-I	0	0 / 0%	0 / 0%	0 / 0%	0 / 0%	0 / 0%	0 / 0%	0 / 0%
	<b>\$3,041,030</b>	<b>\$1,457,009 / 95.21%</b>	<b>\$370,717 / 27.05%</b>	<b>\$168,314 / 12.38%</b>	<b>\$824,947 / 48.84%</b>	<b>\$2,142 / 0.16%</b>	<b>0 / 0%</b>	<b>\$90,889 / 6.77%</b>

\*\*\* DOLLARS REPORTED BUT NOT SHOWN IN THESE COLUMNS. T=TREASURY, N=NON-TREASURY, S=SUBCONTRACTOR FUNDS & PROCUREMENT CARD HUB PURCHASES, TC=TERM CONTRACT, I= INTER GOVERNMENTAL



TEXAS HISTORICALLY UNDERUTILIZED BUSINESS (HUB) SEMI-ANNUAL REPORT RECEIVED FOR FISCAL YEAR 2023

SECTION VII - STATE AGENCY EXPENDITURE DATA

FUND TYPE	TOTAL EXPENDITURE	TOTAL SPENT WITH HUBS AMOUNT / %	BLACK AMOUNT / %	HISPANIC AMOUNT / %	WOMAN AMOUNT / %	ASIAN PACIFIC AMOUNT / %	NATIVE AMERICAN AMOUNT / %	SERVICE-DISABLED VETERAN AMOUNT / %
<b>753 - SAM HOUSTON STATE UNIVERSITY - Statewide Grand Total Expenditures</b>								
T	\$1,998,820	\$721,933 / 36.12%	\$326,557 / 16.34%	\$185,989 / 9.30%	\$117,476 / 5.88%	\$2,142 / 0.11%	0 / 0%	\$89,769 / 4.49%
N	\$1,902,366	\$795,510 / 41.82%	\$43,239 / 2.27%	\$9,374 / 0.49%	\$741,953 / 39.00%	\$944 / 0.05%	0 / 0%	0 / 0%
S	***	\$58,946 / 2.07%	\$1,620 / 0.06%	\$3,814 / 0.13%	\$51,247 / 1.80%	\$18 / 0.00%	0 / 0%	\$2,247 / 0.08%
-TC	0	0 / 0%	0 / 0%	0 / 0%	0 / 0%	0 / 0%	0 / 0%	0 / 0%
-I	0	0 / 0%	0 / 0%	0 / 0%	0 / 0%	0 / 0%	0 / 0%	0 / 0%
	<b>\$3,901,186</b>	<b>\$1,576,388 / 80.01%</b>	<b>\$371,416 / 18.67%</b>	<b>\$199,176 / 9.93%</b>	<b>\$910,676 / 46.68%</b>	<b>\$3,104 / 0.16%</b>	<b>0 / 0%</b>	<b>\$92,016 / 4.57%</b>

\*\*\* DOLLARS REPORTED BUT NOT SHOWN IN THESE COLUMNS. T=TREASURY, N=NON-TREASURY, S=SUBCONTRACTOR FUNDS & PROCUREMENT CARD HUB PURCHASES, TC=TERM CONTRACT, I= INTER GOVERNMENTAL





TEXAS HISTORICALLY UNDERUTILIZED BUSINESS (HUB) SEMI-ANNUAL REPORT RECEIVED FOR FISCAL YEAR 2023

SECTION VII - STATE AGENCY EXPENDITURE DATA

FUND TYPE	TOTAL EXPENDITURE	TOTAL SPENT WITH HUBS AMOUNT / %	BLACK AMOUNT / %	HISPANIC AMOUNT / %	WOMAN AMOUNT / %	ASIAN PACIFIC AMOUNT / %	NATIVE AMERICAN AMOUNT / %	SERVICE-DISABLED VETERAN AMOUNT / %
<b>754 - TEXAS STATE UNIVERSITY - HEAVY CONSTRUCTION UNADJUSTED GOAL IS 11.2%</b>								
T	0	0 / 0%	0 / 0%	0 / 0%	0 / 0%	0 / 0%	0 / 0%	0 / 0%
N	0	0 / 0%	0 / 0%	0 / 0%	0 / 0%	0 / 0%	0 / 0%	0 / 0%
S	***	0 / 0%	0 / 0%	0 / 0%	0 / 0%	0 / 0%	0 / 0%	0 / 0%
-TC	0	0 / 0%	0 / 0%	0 / 0%	0 / 0%	0 / 0%	0 / 0%	0 / 0%
-I	0	0 / 0%	0 / 0%	0 / 0%	0 / 0%	0 / 0%	0 / 0%	0 / 0%
	<b>0</b>	<b>0 / 0%</b>	<b>0 / 0%</b>	<b>0 / 0%</b>	<b>0 / 0%</b>	<b>0 / 0%</b>	<b>0 / 0%</b>	<b>0 / 0%</b>

<b>754 - TEXAS STATE UNIVERSITY - BUILDING CONSTRUCTION UNADJUSTED GOAL IS 21.1%</b>								
T	\$11,947,934	\$795,441 / 6.66%	0 / 0%	\$178,213 / 1.49%	\$613,313 / 5.13%	\$415 / 0.00%	0 / 0%	\$3,500 / 0.03%
N	\$19,438,387	\$2,671,237 / 13.74%	\$190,847 / 0.98%	\$242,103 / 1.25%	\$2,217,348 / 11.41%	\$3,583 / 0.02%	0 / 0%	\$17,356 / 0.09%
S	***	\$1,371,006 / 4.37%	\$281,174 / 0.90%	\$509,873 / 1.62%	\$299,725 / 0.95%	\$89,883 / 0.29%	\$190,350 / 0.61%	0 / 0%
-TC	0	0 / 0%	0 / 0%	0 / 0%	0 / 0%	0 / 0%	0 / 0%	0 / 0%
-I	0	0 / 0%	0 / 0%	0 / 0%	0 / 0%	0 / 0%	0 / 0%	0 / 0%
	<b>\$31,386,321</b>	<b>\$4,837,684 / 24.77%</b>	<b>\$472,021 / 1.88%</b>	<b>\$930,188 / 4.36%</b>	<b>\$3,130,387 / 17.50%</b>	<b>\$93,882 / 0.31%</b>	<b>\$190,350 / 0.61%</b>	<b>\$20,856 / 0.12%</b>

<b>754 - TEXAS STATE UNIVERSITY - SPECIAL TRADE UNADJUSTED GOAL IS 32.9%</b>								
T	\$94,852	\$1,470 / 1.55%	0 / 0%	0 / 0%	\$1,470 / 1.55%	0 / 0%	0 / 0%	0 / 0%
N	\$1,969,042	\$514,414 / 26.13%	\$2,382 / 0.12%	\$273,088 / 13.87%	\$238,945 / 12.14%	0 / 0%	0 / 0%	0 / 0%
S	***	\$27,691 / 1.47%	0 / 0%	\$27,691 / 1.47%	0 / 0%	0 / 0%	0 / 0%	0 / 0%
-TC	0	0 / 0%	0 / 0%	0 / 0%	0 / 0%	0 / 0%	0 / 0%	0 / 0%
-I	0	0 / 0%	0 / 0%	0 / 0%	0 / 0%	0 / 0%	0 / 0%	0 / 0%
	<b>\$2,063,895</b>	<b>\$543,575 / 29.15%</b>	<b>\$2,382 / 0.12%</b>	<b>\$300,779 / 15.34%</b>	<b>\$240,415 / 13.68%</b>	<b>0 / 0%</b>	<b>0 / 0%</b>	<b>0 / 0%</b>

\*\*\* DOLLARS REPORTED BUT NOT SHOWN IN THESE COLUMNS. T=TREASURY, N=NON-TREASURY, S=SUBCONTRACTOR FUNDS & PROCUREMENT CARD HUB PURCHASES, TC=TERM CONTRACT, I= INTER GOVERNMENTAL



TEXAS HISTORICALLY UNDERUTILIZED BUSINESS (HUB) SEMI-ANNUAL REPORT RECEIVED FOR FISCAL YEAR 2023

SECTION VII - STATE AGENCY EXPENDITURE DATA

FUND TYPE	TOTAL EXPENDITURE	TOTAL SPENT WITH HUBS AMOUNT / %	BLACK AMOUNT / %	HISPANIC AMOUNT / %	WOMAN AMOUNT / %	ASIAN PACIFIC AMOUNT / %	NATIVE AMERICAN AMOUNT / %	SERVICE-DISABLED VETERAN AMOUNT / %
<b>754 - TEXAS STATE UNIVERSITY - PROFESSIONAL SERVICES UNADJUSTED GOAL IS 23.7%</b>								
T	0	0 / 0%	0 / 0%	0 / 0%	0 / 0%	0 / 0%	0 / 0%	0 / 0%
N	\$1,068,431	\$288,030 / 26.96%	0 / 0%	\$263,296 / 24.64%	\$24,734 / 2.31%	0 / 0%	0 / 0%	0 / 0%
S	***	\$104,880 / 10.21%	0 / 0%	\$104,880 / 10.21%	0 / 0%	0 / 0%	0 / 0%	0 / 0%
-TC	0	0 / 0%	0 / 0%	0 / 0%	0 / 0%	0 / 0%	0 / 0%	0 / 0%
-I	0	0 / 0%	0 / 0%	0 / 0%	0 / 0%	0 / 0%	0 / 0%	0 / 0%
	<b>\$1,068,431</b>	<b>\$392,910 / 37.17%</b>	<b>0 / 0%</b>	<b>\$368,176 / 34.86%</b>	<b>\$24,734 / 2.31%</b>	<b>0 / 0%</b>	<b>0 / 0%</b>	<b>0 / 0%</b>

<b>754 - TEXAS STATE UNIVERSITY - OTHER SERVICES UNADJUSTED GOAL IS 26%</b>								
T	\$3,331,351	\$27,161 / 0.82%	\$15,975 / 0.48%	\$8,125 / 0.24%	\$3,062 / 0.09%	0 / 0%	0 / 0%	0 / 0%
N	\$17,823,083	\$1,488,647 / 8.35%	\$321,460 / 1.80%	\$58,064 / 0.33%	\$1,075,682 / 6.04%	\$32,116 / 0.18%	\$1,325 / 0.01%	0 / 0%
S	***	\$384,490 / 4.21%	\$341,869 / 3.74%	\$1,666 / 0.02%	\$40,307 / 0.44%	0 / 0%	0 / 0%	\$648 / 0.01%
-TC	0	0 / 0%	0 / 0%	0 / 0%	0 / 0%	0 / 0%	0 / 0%	0 / 0%
-I	0	0 / 0%	0 / 0%	0 / 0%	0 / 0%	0 / 0%	0 / 0%	0 / 0%
	<b>\$21,154,434</b>	<b>\$1,900,298 / 13.37%</b>	<b>\$679,304 / 6.02%</b>	<b>\$67,855 / 0.59%</b>	<b>\$1,119,051 / 6.57%</b>	<b>\$32,116 / 0.18%</b>	<b>\$1,325 / 0.01%</b>	<b>\$648 / 0.01%</b>

<b>754 - TEXAS STATE UNIVERSITY - COMMODITY PURCHASING UNADJUSTED GOAL IS 21.1%</b>								
T	\$1,928,805	\$160,096 / 8.30%	\$5,520 / 0.29%	\$62,586 / 3.24%	\$91,990 / 4.77%	0 / 0%	0 / 0%	0 / 0%
N	\$20,060,383	\$5,185,706 / 25.85%	\$2,674,269 / 13.33%	\$606,744 / 3.02%	\$647,438 / 3.23%	\$1,257,256 / 6.27%	0 / 0%	0 / 0%
S	***	\$1,933 / 0.27%	0 / 0%	0 / 0%	\$1,933 / 0.27%	0 / 0%	0 / 0%	0 / 0%
-TC	0	0 / 0%	0 / 0%	0 / 0%	0 / 0%	0 / 0%	0 / 0%	0 / 0%
-I	0	0 / 0%	0 / 0%	0 / 0%	0 / 0%	0 / 0%	0 / 0%	0 / 0%
	<b>\$21,989,188</b>	<b>\$5,347,735 / 34.42%</b>	<b>\$2,679,789 / 13.62%</b>	<b>\$669,330 / 6.27%</b>	<b>\$741,361 / 8.27%</b>	<b>\$1,257,256 / 6.27%</b>	<b>0 / 0%</b>	<b>0 / 0%</b>

\*\*\* DOLLARS REPORTED BUT NOT SHOWN IN THESE COLUMNS. T=TREASURY, N=NON-TREASURY, S=SUBCONTRACTOR FUNDS & PROCUREMENT CARD HUB PURCHASES, TC=TERM CONTRACT, I= INTER GOVERNMENTAL



TEXAS HISTORICALLY UNDERUTILIZED BUSINESS (HUB) SEMI-ANNUAL REPORT RECEIVED FOR FISCAL YEAR 2023

SECTION VII - STATE AGENCY EXPENDITURE DATA

FUND TYPE	TOTAL EXPENDITURE	TOTAL SPENT WITH HUBS AMOUNT / %	BLACK AMOUNT / %	HISPANIC AMOUNT / %	WOMAN AMOUNT / %	ASIAN PACIFIC AMOUNT / %	NATIVE AMERICAN AMOUNT / %	SERVICE-DISABLED VETERAN AMOUNT / %
<b>754 - TEXAS STATE UNIVERSITY - Statewide Grand Total Expenditures</b>								
T	\$17,302,942	\$984,169 / 5.69%	\$21,495 / 0.12%	\$248,924 / 1.44%	\$709,835 / 4.10%	\$415 / 0.00%	0 / 0%	\$3,500 / 0.02%
N	\$60,359,327	\$10,148,034 / 16.81%	\$3,188,958 / 5.28%	\$1,443,294 / 2.39%	\$4,204,147 / 6.97%	\$1,292,955 / 2.14%	\$1,325 / 0.00%	\$17,356 / 0.03%
S	***	\$1,890,000 / 4.28%	\$623,044 / 1.41%	\$644,110 / 1.46%	\$341,965 / 0.77%	\$89,883 / 0.20%	\$190,350 / 0.43%	\$648 / 0.00%
-TC	0	0 / 0%	0 / 0%	0 / 0%	0 / 0%	0 / 0%	0 / 0%	0 / 0%
-I	0	0 / 0%	0 / 0%	0 / 0%	0 / 0%	0 / 0%	0 / 0%	0 / 0%
	<b>\$77,662,268</b>	<b>\$13,022,202 / 26.78%</b>	<b>\$3,833,496 / 6.82%</b>	<b>\$2,336,327 / 5.29%</b>	<b>\$5,255,947 / 11.84%</b>	<b>\$1,383,253 / 2.35%</b>	<b>\$191,675 / 0.43%</b>	<b>\$21,504 / 0.05%</b>

\*\*\* DOLLARS REPORTED BUT NOT SHOWN IN THESE COLUMNS. T=TREASURY, N=NON-TREASURY, S=SUBCONTRACTOR FUNDS & PROCUREMENT CARD HUB PURCHASES, TC=TERM CONTRACT, I= INTER GOVERNMENTAL



TEXAS HISTORICALLY UNDERUTILIZED BUSINESS (HUB) SEMI-ANNUAL REPORT RECEIVED FOR FISCAL YEAR 2023

SECTION VII - STATE AGENCY EXPENDITURE DATA

FUND TYPE	TOTAL EXPENDITURE	TOTAL SPENT WITH HUBS AMOUNT / %	BLACK AMOUNT / %	HISPANIC AMOUNT / %	WOMAN AMOUNT / %	ASIAN PACIFIC AMOUNT / %	NATIVE AMERICAN AMOUNT / %	SERVICE-DISABLED VETERAN AMOUNT / %
<b>755 - STEPHEN F AUSTIN STATE UNIVERSITY - HEAVY CONSTRUCTION UNADJUSTED GOAL IS 11.2%</b>								
T	0	0 / 0%	0 / 0%	0 / 0%	0 / 0%	0 / 0%	0 / 0%	0 / 0%
N	\$2,563	0 / 0%	0 / 0%	0 / 0%	0 / 0%	0 / 0%	0 / 0%	0 / 0%
S	***	0 / 0%	0 / 0%	0 / 0%	0 / 0%	0 / 0%	0 / 0%	0 / 0%
-TC	0	0 / 0%	0 / 0%	0 / 0%	0 / 0%	0 / 0%	0 / 0%	0 / 0%
-I	0	0 / 0%	0 / 0%	0 / 0%	0 / 0%	0 / 0%	0 / 0%	0 / 0%
	<b>\$2,563</b>	<b>0 / 0%</b>	<b>0 / 0%</b>	<b>0 / 0%</b>	<b>0 / 0%</b>	<b>0 / 0%</b>	<b>0 / 0%</b>	<b>0 / 0%</b>

<b>755 - STEPHEN F AUSTIN STATE UNIVERSITY - BUILDING CONSTRUCTION UNADJUSTED GOAL IS 21.1%</b>								
T	\$17,100	0 / 0%	0 / 0%	0 / 0%	0 / 0%	0 / 0%	0 / 0%	0 / 0%
N	\$9,134,417	0 / 0%	0 / 0%	0 / 0%	0 / 0%	0 / 0%	0 / 0%	0 / 0%
S	***	\$930,714 / 10.19%	0 / 0%	\$121,899 / 1.33%	\$803,461 / 8.80%	0 / 0%	\$5,354 / 0.06%	0 / 0%
-TC	0	0 / 0%	0 / 0%	0 / 0%	0 / 0%	0 / 0%	0 / 0%	0 / 0%
-I	0	0 / 0%	0 / 0%	0 / 0%	0 / 0%	0 / 0%	0 / 0%	0 / 0%
	<b>\$9,151,517</b>	<b>\$930,714 / 10.19%</b>	<b>0 / 0%</b>	<b>\$121,899 / 1.33%</b>	<b>\$803,461 / 8.80%</b>	<b>0 / 0%</b>	<b>\$5,354 / 0.06%</b>	<b>0 / 0%</b>

<b>755 - STEPHEN F AUSTIN STATE UNIVERSITY - SPECIAL TRADE UNADJUSTED GOAL IS 32.9%</b>								
T	\$244,075	0 / 0%	0 / 0%	0 / 0%	0 / 0%	0 / 0%	0 / 0%	0 / 0%
N	\$1,301,572	0 / 0%	0 / 0%	0 / 0%	0 / 0%	0 / 0%	0 / 0%	0 / 0%
S	***	0 / 0%	0 / 0%	0 / 0%	0 / 0%	0 / 0%	0 / 0%	0 / 0%
-TC	0	0 / 0%	0 / 0%	0 / 0%	0 / 0%	0 / 0%	0 / 0%	0 / 0%
-I	0	0 / 0%	0 / 0%	0 / 0%	0 / 0%	0 / 0%	0 / 0%	0 / 0%
	<b>\$1,545,647</b>	<b>0 / 0%</b>	<b>0 / 0%</b>	<b>0 / 0%</b>	<b>0 / 0%</b>	<b>0 / 0%</b>	<b>0 / 0%</b>	<b>0 / 0%</b>

\*\*\* DOLLARS REPORTED BUT NOT SHOWN IN THESE COLUMNS. T=TREASURY, N=NON-TREASURY, S=SUBCONTRACTOR FUNDS & PROCUREMENT CARD HUB PURCHASES, TC=TERM CONTRACT, I= INTER GOVERNMENT



TEXAS HISTORICALLY UNDERUTILIZED BUSINESS (HUB) SEMI-ANNUAL REPORT RECEIVED FOR FISCAL YEAR 2023

SECTION VII - STATE AGENCY EXPENDITURE DATA

FUND TYPE	TOTAL EXPENDITURE	TOTAL SPENT WITH HUBS AMOUNT / %	BLACK AMOUNT / %	HISPANIC AMOUNT / %	WOMAN AMOUNT / %	ASIAN PACIFIC AMOUNT / %	NATIVE AMERICAN AMOUNT / %	SERVICE-DISABLED VETERAN AMOUNT / %
<b>755 - STEPHEN F AUSTIN STATE UNIVERSITY - PROFESSIONAL SERVICES UNADJUSTED GOAL IS 23.7%</b>								
T	0	0 / 0%	0 / 0%	0 / 0%	0 / 0%	0 / 0%	0 / 0%	0 / 0%
N	\$901,040	\$34,338 / 3.81%	0 / 0%	\$21,128 / 2.34%	\$13,210 / 1.47%	0 / 0%	0 / 0%	0 / 0%
S	***	\$21,664 / 5.45%	0 / 0%	\$7,754 / 1.95%	\$13,910 / 3.50%	0 / 0%	0 / 0%	0 / 0%
-TC	0	0 / 0%	0 / 0%	0 / 0%	0 / 0%	0 / 0%	0 / 0%	0 / 0%
-I	0	0 / 0%	0 / 0%	0 / 0%	0 / 0%	0 / 0%	0 / 0%	0 / 0%
	<b>\$901,040</b>	<b>\$56,002 / 9.26%</b>	<b>0 / 0%</b>	<b>\$28,882 / 4.30%</b>	<b>\$27,120 / 4.97%</b>	<b>0 / 0%</b>	<b>0 / 0%</b>	<b>0 / 0%</b>
<b>755 - STEPHEN F AUSTIN STATE UNIVERSITY - OTHER SERVICES UNADJUSTED GOAL IS 26%</b>								
T	\$1,301,970	\$204,594 / 15.71%	0 / 0%	\$204,336 / 15.69%	0 / 0%	\$258 / 0.02%	0 / 0%	0 / 0%
N	\$5,073,905	\$839,148 / 16.54%	\$1,440 / 0.03%	\$442,831 / 8.73%	\$274,708 / 5.41%	\$120,169 / 2.37%	0 / 0%	0 / 0%
S	***	\$972 / 0.08%	0 / 0%	0 / 0%	\$972 / 0.08%	0 / 0%	0 / 0%	0 / 0%
-TC	0	0 / 0%	0 / 0%	0 / 0%	0 / 0%	0 / 0%	0 / 0%	0 / 0%
-I	0	0 / 0%	0 / 0%	0 / 0%	0 / 0%	0 / 0%	0 / 0%	0 / 0%
	<b>\$6,375,875</b>	<b>\$1,044,713 / 32.33%</b>	<b>\$1,440 / 0.03%</b>	<b>\$647,167 / 24.42%</b>	<b>\$275,679 / 5.49%</b>	<b>\$120,427 / 2.39%</b>	<b>0 / 0%</b>	<b>0 / 0%</b>
<b>755 - STEPHEN F AUSTIN STATE UNIVERSITY - COMMODITY PURCHASING UNADJUSTED GOAL IS 21.1%</b>								
T	\$2,438,208	\$1,179,089 / 48.36%	\$290,747 / 11.92%	\$427,488 / 17.53%	\$362,977 / 14.89%	\$97,878 / 4.01%	0 / 0%	0 / 0%
N	\$15,223,643	\$2,008,209 / 13.19%	\$42,810 / 0.28%	\$1,296,915 / 8.52%	\$513,860 / 3.38%	\$133,593 / 0.88%	0 / 0%	\$21,032 / 0.14%
S	***	\$364,886 / 2.95%	\$102,319 / 0.83%	\$223,940 / 1.81%	\$38,627 / 0.31%	0 / 0%	0 / 0%	0 / 0%
-TC	0	0 / 0%	0 / 0%	0 / 0%	0 / 0%	0 / 0%	0 / 0%	0 / 0%
-I	0	0 / 0%	0 / 0%	0 / 0%	0 / 0%	0 / 0%	0 / 0%	0 / 0%
	<b>\$17,661,851</b>	<b>\$3,552,185 / 64.50%</b>	<b>\$435,876 / 13.03%</b>	<b>\$1,948,343 / 27.86%</b>	<b>\$915,463 / 18.57%</b>	<b>\$231,471 / 4.89%</b>	<b>0 / 0%</b>	<b>\$21,032 / 0.14%</b>

\*\*\* DOLLARS REPORTED BUT NOT SHOWN IN THESE COLUMNS. T=TREASURY, N=NON-TREASURY, S=SUBCONTRACTOR FUNDS & PROCUREMENT CARD HUB PURCHASES, TC=TERM CONTRACT, I= INTER GOVERNMENTAL



TEXAS HISTORICALLY UNDERUTILIZED BUSINESS (HUB) SEMI-ANNUAL REPORT RECEIVED FOR FISCAL YEAR 2023

SECTION VII - STATE AGENCY EXPENDITURE DATA

FUND TYPE	TOTAL EXPENDITURE	TOTAL SPENT WITH HUBS AMOUNT / %	BLACK AMOUNT / %	HISPANIC AMOUNT / %	WOMAN AMOUNT / %	ASIAN PACIFIC AMOUNT / %	NATIVE AMERICAN AMOUNT / %	SERVICE-DISABLED VETERAN AMOUNT / %
<b>755 - STEPHEN F AUSTIN STATE UNIVERSITY - Statewide Grand Total Expenditures</b>								
T	\$4,001,354	\$1,383,683 / 34.58%	\$290,747 / 7.27%	\$631,823 / 15.79%	\$362,977 / 9.07%	\$98,136 / 2.45%	0 / 0%	0 / 0%
N	\$31,637,139	\$2,881,695 / 9.11%	\$44,250 / 0.14%	\$1,760,874 / 5.57%	\$801,777 / 2.53%	\$253,762 / 0.80%	0 / 0%	\$21,032 / 0.07%
S	***	\$1,318,237 / 5.69%	\$102,319 / 0.44%	\$353,594 / 1.53%	\$856,970 / 3.70%	0 / 0%	\$5,354 / 0.02%	0 / 0%
-TC	0	0 / 0%	0 / 0%	0 / 0%	0 / 0%	0 / 0%	0 / 0%	0 / 0%
-I	0	0 / 0%	0 / 0%	0 / 0%	0 / 0%	0 / 0%	0 / 0%	0 / 0%
	<b>\$35,638,493</b>	<b>\$5,583,615 / 49.38%</b>	<b>\$437,316 / 7.85%</b>	<b>\$2,746,292 / 22.88%</b>	<b>\$2,021,724 / 15.30%</b>	<b>\$351,898 / 3.25%</b>	<b>\$5,354 / 0.02%</b>	<b>\$21,032 / 0.07%</b>

\*\*\* DOLLARS REPORTED BUT NOT SHOWN IN THESE COLUMNS. T=TREASURY, N=NON-TREASURY, S=SUBCONTRACTOR FUNDS & PROCUREMENT CARD HUB PURCHASES, TC=TERM CONTRACT, I= INTER GOVERNMENTAL



TEXAS HISTORICALLY UNDERUTILIZED BUSINESS (HUB) SEMI-ANNUAL REPORT RECEIVED FOR FISCAL YEAR 2023

SECTION VII - STATE AGENCY EXPENDITURE DATA

FUND TYPE	TOTAL EXPENDITURE	TOTAL SPENT WITH HUBS AMOUNT / %	BLACK AMOUNT / %	HISPANIC AMOUNT / %	WOMAN AMOUNT / %	ASIAN PACIFIC AMOUNT / %	NATIVE AMERICAN AMOUNT / %	SERVICE-DISABLED VETERAN AMOUNT / %
-----------	-------------------	----------------------------------	------------------	---------------------	------------------	--------------------------	----------------------------	-------------------------------------

756 - SUL ROSS STATE UNIVERSITY - HEAVY CONSTRUCTION UNADJUSTED GOAL IS 11.2%

T	0	0 / 0%	0 / 0%	0 / 0%	0 / 0%	0 / 0%	0 / 0%	0 / 0%
N	0	0 / 0%	0 / 0%	0 / 0%	0 / 0%	0 / 0%	0 / 0%	0 / 0%
S	***	0 / 0%	0 / 0%	0 / 0%	0 / 0%	0 / 0%	0 / 0%	0 / 0%
-TC	0	0 / 0%	0 / 0%	0 / 0%	0 / 0%	0 / 0%	0 / 0%	0 / 0%
-I	0	0 / 0%	0 / 0%	0 / 0%	0 / 0%	0 / 0%	0 / 0%	0 / 0%
	<b>0</b>	<b>0 / 0%</b>	<b>0 / 0%</b>	<b>0 / 0%</b>	<b>0 / 0%</b>	<b>0 / 0%</b>	<b>0 / 0%</b>	<b>0 / 0%</b>

756 - SUL ROSS STATE UNIVERSITY - BUILDING CONSTRUCTION UNADJUSTED GOAL IS 21.1%

T	0	0 / 0%	0 / 0%	0 / 0%	0 / 0%	0 / 0%	0 / 0%	0 / 0%
N	\$77,178	0 / 0%	0 / 0%	0 / 0%	0 / 0%	0 / 0%	0 / 0%	0 / 0%
S	***	0 / 0%	0 / 0%	0 / 0%	0 / 0%	0 / 0%	0 / 0%	0 / 0%
-TC	0	0 / 0%	0 / 0%	0 / 0%	0 / 0%	0 / 0%	0 / 0%	0 / 0%
-I	0	0 / 0%	0 / 0%	0 / 0%	0 / 0%	0 / 0%	0 / 0%	0 / 0%
	<b>\$77,178</b>	<b>0 / 0%</b>	<b>0 / 0%</b>	<b>0 / 0%</b>	<b>0 / 0%</b>	<b>0 / 0%</b>	<b>0 / 0%</b>	<b>0 / 0%</b>

756 - SUL ROSS STATE UNIVERSITY - SPECIAL TRADE UNADJUSTED GOAL IS 32.9%

T	0	0 / 0%	0 / 0%	0 / 0%	0 / 0%	0 / 0%	0 / 0%	0 / 0%
N	\$151,919	0 / 0%	0 / 0%	0 / 0%	0 / 0%	0 / 0%	0 / 0%	0 / 0%
S	***	0 / 0%	0 / 0%	0 / 0%	0 / 0%	0 / 0%	0 / 0%	0 / 0%
-TC	0	0 / 0%	0 / 0%	0 / 0%	0 / 0%	0 / 0%	0 / 0%	0 / 0%
-I	0	0 / 0%	0 / 0%	0 / 0%	0 / 0%	0 / 0%	0 / 0%	0 / 0%
	<b>\$151,919</b>	<b>0 / 0%</b>	<b>0 / 0%</b>	<b>0 / 0%</b>	<b>0 / 0%</b>	<b>0 / 0%</b>	<b>0 / 0%</b>	<b>0 / 0%</b>

\*\*\* DOLLARS REPORTED BUT NOT SHOWN IN THESE COLUMNS. T=TREASURY, N=NON-TREASURY, S=SUBCONTRACTOR FUNDS & PROCUREMENT CARD HUB PURCHASES, TC=TERM CONTRACT, I= INTER GOVERNMENT



TEXAS HISTORICALLY UNDERUTILIZED BUSINESS (HUB) SEMI-ANNUAL REPORT RECEIVED FOR FISCAL YEAR 2023

SECTION VII - STATE AGENCY EXPENDITURE DATA

FUND TYPE	TOTAL EXPENDITURE	TOTAL SPENT WITH HUBS AMOUNT / %	BLACK AMOUNT / %	HISPANIC AMOUNT / %	WOMAN AMOUNT / %	ASIAN PACIFIC AMOUNT / %	NATIVE AMERICAN AMOUNT / %	SERVICE-DISABLED VETERAN AMOUNT / %
-----------	-------------------	----------------------------------	------------------	---------------------	------------------	--------------------------	----------------------------	-------------------------------------

756 - SUL ROSS STATE UNIVERSITY - PROFESSIONAL SERVICES UNADJUSTED GOAL IS 23.7%

T	0	0 / 0%	0 / 0%	0 / 0%	0 / 0%	0 / 0%	0 / 0%	0 / 0%
N	\$145,093	0 / 0%	0 / 0%	0 / 0%	0 / 0%	0 / 0%	0 / 0%	0 / 0%
S	***	0 / 0%	0 / 0%	0 / 0%	0 / 0%	0 / 0%	0 / 0%	0 / 0%
-TC	0	0 / 0%	0 / 0%	0 / 0%	0 / 0%	0 / 0%	0 / 0%	0 / 0%
-I	0	0 / 0%	0 / 0%	0 / 0%	0 / 0%	0 / 0%	0 / 0%	0 / 0%
	<b>\$145,093</b>	<b>0 / 0%</b>	<b>0 / 0%</b>	<b>0 / 0%</b>	<b>0 / 0%</b>	<b>0 / 0%</b>	<b>0 / 0%</b>	<b>0 / 0%</b>

756 - SUL ROSS STATE UNIVERSITY - OTHER SERVICES UNADJUSTED GOAL IS 26%

T	0	0 / 0%	0 / 0%	0 / 0%	0 / 0%	0 / 0%	0 / 0%	0 / 0%
N	\$1,878,485	0 / 0%	0 / 0%	0 / 0%	0 / 0%	0 / 0%	0 / 0%	0 / 0%
S	***	0 / 0%	0 / 0%	0 / 0%	0 / 0%	0 / 0%	0 / 0%	0 / 0%
-TC	0	0 / 0%	0 / 0%	0 / 0%	0 / 0%	0 / 0%	0 / 0%	0 / 0%
-I	0	0 / 0%	0 / 0%	0 / 0%	0 / 0%	0 / 0%	0 / 0%	0 / 0%
	<b>\$1,878,485</b>	<b>0 / 0%</b>	<b>0 / 0%</b>	<b>0 / 0%</b>	<b>0 / 0%</b>	<b>0 / 0%</b>	<b>0 / 0%</b>	<b>0 / 0%</b>

756 - SUL ROSS STATE UNIVERSITY - COMMODITY PURCHASING UNADJUSTED GOAL IS 21.1%

T	0	0 / 0%	0 / 0%	0 / 0%	0 / 0%	0 / 0%	0 / 0%	0 / 0%
N	\$1,546,550	0 / 0%	0 / 0%	0 / 0%	0 / 0%	0 / 0%	0 / 0%	0 / 0%
S	***	0 / 0%	0 / 0%	0 / 0%	0 / 0%	0 / 0%	0 / 0%	0 / 0%
-TC	0	0 / 0%	0 / 0%	0 / 0%	0 / 0%	0 / 0%	0 / 0%	0 / 0%
-I	0	0 / 0%	0 / 0%	0 / 0%	0 / 0%	0 / 0%	0 / 0%	0 / 0%
	<b>\$1,546,550</b>	<b>0 / 0%</b>	<b>0 / 0%</b>	<b>0 / 0%</b>	<b>0 / 0%</b>	<b>0 / 0%</b>	<b>0 / 0%</b>	<b>0 / 0%</b>

\*\*\* DOLLARS REPORTED BUT NOT SHOWN IN THESE COLUMNS. T=TREASURY, N=NON-TREASURY, S=SUBCONTRACTOR FUNDS & PROCUREMENT CARD HUB PURCHASES, TC=TERM CONTRACT, I= INTER GOVERNMENTAL





TEXAS HISTORICALLY UNDERUTILIZED BUSINESS (HUB) SEMI-ANNUAL REPORT RECEIVED FOR FISCAL YEAR 2023

SECTION VII - STATE AGENCY EXPENDITURE DATA

FUND TYPE	TOTAL EXPENDITURE	TOTAL SPENT WITH HUBS AMOUNT / %	BLACK AMOUNT / %	HISPANIC AMOUNT / %	WOMAN AMOUNT / %	ASIAN PACIFIC AMOUNT / %	NATIVE AMERICAN AMOUNT / %	SERVICE-DISABLED VETERAN AMOUNT / %
<b>756 - SUL ROSS STATE UNIVERSITY - Statewide Grand Total Expenditures</b>								
T	0	0 / 0%	0 / 0%	0 / 0%	0 / 0%	0 / 0%	0 / 0%	0 / 0%
N	\$3,799,226	0 / 0%	0 / 0%	0 / 0%	0 / 0%	0 / 0%	0 / 0%	0 / 0%
S	***	0 / 0%	0 / 0%	0 / 0%	0 / 0%	0 / 0%	0 / 0%	0 / 0%
-TC	0	0 / 0%	0 / 0%	0 / 0%	0 / 0%	0 / 0%	0 / 0%	0 / 0%
-I	0	0 / 0%	0 / 0%	0 / 0%	0 / 0%	0 / 0%	0 / 0%	0 / 0%
	<b>\$3,799,226</b>	<b>0 / 0%</b>	<b>0 / 0%</b>	<b>0 / 0%</b>	<b>0 / 0%</b>	<b>0 / 0%</b>	<b>0 / 0%</b>	<b>0 / 0%</b>

\*\*\* DOLLARS REPORTED BUT NOT SHOWN IN THESE COLUMNS. T=TREASURY, N=NON-TREASURY, S=SUBCONTRACTOR FUNDS & PROCUREMENT CARD HUB PURCHASES, TC=TERM CONTRACT, I= INTER GOVERNMENTAL



TEXAS HISTORICALLY UNDERUTILIZED BUSINESS (HUB) SEMI-ANNUAL REPORT RECEIVED FOR FISCAL YEAR 2023

SECTION VII - STATE AGENCY EXPENDITURE DATA

FUND TYPE	TOTAL EXPENDITURE	TOTAL SPENT WITH HUBS AMOUNT / %	BLACK AMOUNT / %	HISPANIC AMOUNT / %	WOMAN AMOUNT / %	ASIAN PACIFIC AMOUNT / %	NATIVE AMERICAN AMOUNT / %	SERVICE-DISABLED VETERAN AMOUNT / %
-----------	-------------------	----------------------------------	------------------	---------------------	------------------	--------------------------	----------------------------	-------------------------------------

757 - WEST TEXAS A & M UNIVERSITY - HEAVY CONSTRUCTION UNADJUSTED GOAL IS 11.2%

T	0	0 / 0%	0 / 0%	0 / 0%	0 / 0%	0 / 0%	0 / 0%	0 / 0%
N	0	0 / 0%	0 / 0%	0 / 0%	0 / 0%	0 / 0%	0 / 0%	0 / 0%
S	***	0 / 0%	0 / 0%	0 / 0%	0 / 0%	0 / 0%	0 / 0%	0 / 0%
-TC	0	0 / 0%	0 / 0%	0 / 0%	0 / 0%	0 / 0%	0 / 0%	0 / 0%
-I	0	0 / 0%	0 / 0%	0 / 0%	0 / 0%	0 / 0%	0 / 0%	0 / 0%
	<b>0</b>	<b>0 / 0%</b>	<b>0 / 0%</b>	<b>0 / 0%</b>	<b>0 / 0%</b>	<b>0 / 0%</b>	<b>0 / 0%</b>	<b>0 / 0%</b>

757 - WEST TEXAS A & M UNIVERSITY - BUILDING CONSTRUCTION UNADJUSTED GOAL IS 21.1%

T	0	0 / 0%	0 / 0%	0 / 0%	0 / 0%	0 / 0%	0 / 0%	0 / 0%
N	0	0 / 0%	0 / 0%	0 / 0%	0 / 0%	0 / 0%	0 / 0%	0 / 0%
S	***	0 / 0%	0 / 0%	0 / 0%	0 / 0%	0 / 0%	0 / 0%	0 / 0%
-TC	0	0 / 0%	0 / 0%	0 / 0%	0 / 0%	0 / 0%	0 / 0%	0 / 0%
-I	0	0 / 0%	0 / 0%	0 / 0%	0 / 0%	0 / 0%	0 / 0%	0 / 0%
	<b>0</b>	<b>0 / 0%</b>	<b>0 / 0%</b>	<b>0 / 0%</b>	<b>0 / 0%</b>	<b>0 / 0%</b>	<b>0 / 0%</b>	<b>0 / 0%</b>

757 - WEST TEXAS A & M UNIVERSITY - SPECIAL TRADE UNADJUSTED GOAL IS 32.9%

T	0	0 / 0%	0 / 0%	0 / 0%	0 / 0%	0 / 0%	0 / 0%	0 / 0%
N	0	0 / 0%	0 / 0%	0 / 0%	0 / 0%	0 / 0%	0 / 0%	0 / 0%
S	***	0 / 0%	0 / 0%	0 / 0%	0 / 0%	0 / 0%	0 / 0%	0 / 0%
-TC	0	0 / 0%	0 / 0%	0 / 0%	0 / 0%	0 / 0%	0 / 0%	0 / 0%
-I	0	0 / 0%	0 / 0%	0 / 0%	0 / 0%	0 / 0%	0 / 0%	0 / 0%
	<b>0</b>	<b>0 / 0%</b>	<b>0 / 0%</b>	<b>0 / 0%</b>	<b>0 / 0%</b>	<b>0 / 0%</b>	<b>0 / 0%</b>	<b>0 / 0%</b>

\*\*\* DOLLARS REPORTED BUT NOT SHOWN IN THESE COLUMNS. T=TREASURY, N=NON-TREASURY, S=SUBCONTRACTOR FUNDS & PROCUREMENT CARD HUB PURCHASES, TC=TERM CONTRACT, I= INTER GOVERNMENTAL



TEXAS HISTORICALLY UNDERUTILIZED BUSINESS (HUB) SEMI-ANNUAL REPORT RECEIVED FOR FISCAL YEAR 2023

SECTION VII - STATE AGENCY EXPENDITURE DATA

FUND TYPE	TOTAL EXPENDITURE	TOTAL SPENT WITH HUBS AMOUNT / %	BLACK AMOUNT / %	HISPANIC AMOUNT / %	WOMAN AMOUNT / %	ASIAN PACIFIC AMOUNT / %	NATIVE AMERICAN AMOUNT / %	SERVICE-DISABLED VETERAN AMOUNT / %
-----------	-------------------	----------------------------------	------------------	---------------------	------------------	--------------------------	----------------------------	-------------------------------------

757 - WEST TEXAS A & M UNIVERSITY - PROFESSIONAL SERVICES UNADJUSTED GOAL IS 23.7%

T	\$-1,890	0 / 0%	0 / 0%	0 / 0%	0 / 0%	0 / 0%	0 / 0%	0 / 0%
N	\$2,300	0 / 0%	0 / 0%	0 / 0%	0 / 0%	0 / 0%	0 / 0%	0 / 0%
S	***	0 / 0%	0 / 0%	0 / 0%	0 / 0%	0 / 0%	0 / 0%	0 / 0%
-TC	0	0 / 0%	0 / 0%	0 / 0%	0 / 0%	0 / 0%	0 / 0%	0 / 0%
-I	0	0 / 0%	0 / 0%	0 / 0%	0 / 0%	0 / 0%	0 / 0%	0 / 0%
	<b>\$410</b>	<b>0 / 0%</b>	<b>0 / 0%</b>	<b>0 / 0%</b>	<b>0 / 0%</b>	<b>0 / 0%</b>	<b>0 / 0%</b>	<b>0 / 0%</b>

757 - WEST TEXAS A & M UNIVERSITY - OTHER SERVICES UNADJUSTED GOAL IS 26%

T	\$2,263,652	\$11,190 / 0.49%	0 / 0%	\$4,676 / 0.21%	\$6,514 / 0.29%	0 / 0%	0 / 0%	0 / 0%
N	\$14,995,417	\$159,335 / 1.06%	\$9,775 / 0.07%	\$104,243 / 0.70%	\$5,427 / 0.04%	\$39,890 / 0.27%	0 / 0%	0 / 0%
S	***	\$1,511,633 / 10.24%	\$13,300 / 0.09%	\$697,468 / 4.72%	\$800,865 / 5.42%	0 / 0%	0 / 0%	0 / 0%
-TC	0	0 / 0%	0 / 0%	0 / 0%	0 / 0%	0 / 0%	0 / 0%	0 / 0%
-I	0	0 / 0%	0 / 0%	0 / 0%	0 / 0%	0 / 0%	0 / 0%	0 / 0%
	<b>\$17,259,069</b>	<b>\$1,682,158 / 11.79%</b>	<b>\$23,075 / 0.16%</b>	<b>\$806,387 / 5.62%</b>	<b>\$812,806 / 5.75%</b>	<b>\$39,890 / 0.27%</b>	<b>0 / 0%</b>	<b>0 / 0%</b>

757 - WEST TEXAS A & M UNIVERSITY - COMMODITY PURCHASING UNADJUSTED GOAL IS 21.1%

T	\$977,524	\$289,360 / 29.60%	\$3,895 / 0.40%	\$176,500 / 18.06%	\$108,965 / 11.15%	0 / 0%	0 / 0%	0 / 0%
N	\$3,724,174	\$631,462 / 16.96%	\$277,308 / 7.45%	\$125,043 / 3.36%	\$57,095 / 1.53%	\$172,016 / 4.62%	0 / 0%	0 / 0%
S	***	\$59,096 / 1.48%	\$2,401 / 0.06%	\$11,833 / 0.30%	\$42,313 / 1.06%	\$2,549 / 0.06%	0 / 0%	0 / 0%
-TC	0	0 / 0%	0 / 0%	0 / 0%	0 / 0%	0 / 0%	0 / 0%	0 / 0%
-I	0	0 / 0%	0 / 0%	0 / 0%	0 / 0%	0 / 0%	0 / 0%	0 / 0%
	<b>\$4,701,697</b>	<b>\$979,918 / 48.04%</b>	<b>\$283,603 / 7.90%</b>	<b>\$313,376 / 21.71%</b>	<b>\$208,373 / 13.74%</b>	<b>\$174,565 / 4.68%</b>	<b>0 / 0%</b>	<b>0 / 0%</b>

\*\*\* DOLLARS REPORTED BUT NOT SHOWN IN THESE COLUMNS. T=TREASURY, N=NON-TREASURY, S=SUBCONTRACTOR FUNDS & PROCUREMENT CARD HUB PURCHASES, TC=TERM CONTRACT, I= INTER GOVERNMENTAL



TEXAS HISTORICALLY UNDERUTILIZED BUSINESS (HUB) SEMI-ANNUAL REPORT RECEIVED FOR FISCAL YEAR 2023

SECTION VII - STATE AGENCY EXPENDITURE DATA

FUND TYPE	TOTAL EXPENDITURE	TOTAL SPENT WITH HUBS AMOUNT / %	BLACK AMOUNT / %	HISPANIC AMOUNT / %	WOMAN AMOUNT / %	ASIAN PACIFIC AMOUNT / %	NATIVE AMERICAN AMOUNT / %	SERVICE-DISABLED VETERAN AMOUNT / %
<b>757 - WEST TEXAS A &amp; M UNIVERSITY - Statewide Grand Total Expenditures</b>								
T	\$3,239,286	\$300,549 / 9.28%	\$3,895 / 0.12%	\$181,175 / 5.59%	\$115,479 / 3.56%	0 / 0%	0 / 0%	0 / 0%
N	\$18,721,891	\$790,797 / 4.22%	\$287,083 / 1.53%	\$229,286 / 1.22%	\$62,522 / 0.33%	\$211,906 / 1.13%	0 / 0%	0 / 0%
S	***	\$1,570,729 / 8.37%	\$15,701 / 0.08%	\$709,301 / 3.78%	\$843,178 / 4.49%	\$2,549 / 0.01%	0 / 0%	0 / 0%
-TC	0	0 / 0%	0 / 0%	0 / 0%	0 / 0%	0 / 0%	0 / 0%	0 / 0%
-I	0	0 / 0%	0 / 0%	0 / 0%	0 / 0%	0 / 0%	0 / 0%	0 / 0%
	<b>\$21,961,176</b>	<b>\$2,662,075 / 21.87%</b>	<b>\$306,678 / 1.74%</b>	<b>\$1,119,763 / 10.60%</b>	<b>\$1,021,179 / 8.39%</b>	<b>\$214,455 / 1.15%</b>	<b>0 / 0%</b>	<b>0 / 0%</b>

\*\*\* DOLLARS REPORTED BUT NOT SHOWN IN THESE COLUMNS. T=TREASURY, N=NON-TREASURY, S=SUBCONTRACTOR FUNDS & PROCUREMENT CARD HUB PURCHASES, TC=TERM CONTRACT, I= INTER GOVERNMENTAL



TEXAS HISTORICALLY UNDERUTILIZED BUSINESS (HUB) SEMI-ANNUAL REPORT RECEIVED FOR FISCAL YEAR 2023

SECTION VII - STATE AGENCY EXPENDITURE DATA

FUND TYPE	TOTAL EXPENDITURE	TOTAL SPENT WITH HUBS AMOUNT / %	BLACK AMOUNT / %	HISPANIC AMOUNT / %	WOMAN AMOUNT / %	ASIAN PACIFIC AMOUNT / %	NATIVE AMERICAN AMOUNT / %	SERVICE-DISABLED VETERAN AMOUNT / %
-----------	-------------------	----------------------------------	------------------	---------------------	------------------	--------------------------	----------------------------	-------------------------------------

758 - TEXAS STATE UNIVERSITY SYSTEM - HEAVY CONSTRUCTION UNADJUSTED GOAL IS 11.2%

T	0	0 / 0%	0 / 0%	0 / 0%	0 / 0%	0 / 0%	0 / 0%	0 / 0%
N	0	0 / 0%	0 / 0%	0 / 0%	0 / 0%	0 / 0%	0 / 0%	0 / 0%
S	***	0 / 0%	0 / 0%	0 / 0%	0 / 0%	0 / 0%	0 / 0%	0 / 0%
-TC	0	0 / 0%	0 / 0%	0 / 0%	0 / 0%	0 / 0%	0 / 0%	0 / 0%
-I	0	0 / 0%	0 / 0%	0 / 0%	0 / 0%	0 / 0%	0 / 0%	0 / 0%
	<b>0</b>	<b>0 / 0%</b>	<b>0 / 0%</b>	<b>0 / 0%</b>	<b>0 / 0%</b>	<b>0 / 0%</b>	<b>0 / 0%</b>	<b>0 / 0%</b>

758 - TEXAS STATE UNIVERSITY SYSTEM - BUILDING CONSTRUCTION UNADJUSTED GOAL IS 21.1%

T	0	0 / 0%	0 / 0%	0 / 0%	0 / 0%	0 / 0%	0 / 0%	0 / 0%
N	0	0 / 0%	0 / 0%	0 / 0%	0 / 0%	0 / 0%	0 / 0%	0 / 0%
S	***	0 / 0%	0 / 0%	0 / 0%	0 / 0%	0 / 0%	0 / 0%	0 / 0%
-TC	0	0 / 0%	0 / 0%	0 / 0%	0 / 0%	0 / 0%	0 / 0%	0 / 0%
-I	0	0 / 0%	0 / 0%	0 / 0%	0 / 0%	0 / 0%	0 / 0%	0 / 0%
	<b>0</b>	<b>0 / 0%</b>	<b>0 / 0%</b>	<b>0 / 0%</b>	<b>0 / 0%</b>	<b>0 / 0%</b>	<b>0 / 0%</b>	<b>0 / 0%</b>

758 - TEXAS STATE UNIVERSITY SYSTEM - SPECIAL TRADE UNADJUSTED GOAL IS 32.9%

T	0	0 / 0%	0 / 0%	0 / 0%	0 / 0%	0 / 0%	0 / 0%	0 / 0%
N	\$75,835	\$4,591 / 6.05%	0 / 0%	\$4,591 / 6.05%	0 / 0%	0 / 0%	0 / 0%	0 / 0%
S	***	0 / 0%	0 / 0%	0 / 0%	0 / 0%	0 / 0%	0 / 0%	0 / 0%
-TC	0	0 / 0%	0 / 0%	0 / 0%	0 / 0%	0 / 0%	0 / 0%	0 / 0%
-I	0	0 / 0%	0 / 0%	0 / 0%	0 / 0%	0 / 0%	0 / 0%	0 / 0%
	<b>\$75,835</b>	<b>\$4,591 / 6.05%</b>	<b>0 / 0%</b>	<b>\$4,591 / 6.05%</b>	<b>0 / 0%</b>	<b>0 / 0%</b>	<b>0 / 0%</b>	<b>0 / 0%</b>

\*\*\* DOLLARS REPORTED BUT NOT SHOWN IN THESE COLUMNS. T=TREASURY, N=NON-TREASURY, S=SUBCONTRACTOR FUNDS & PROCUREMENT CARD HUB PURCHASES, TC=TERM CONTRACT, I= INTER GOVERNMENT



TEXAS HISTORICALLY UNDERUTILIZED BUSINESS (HUB) SEMI-ANNUAL REPORT RECEIVED FOR FISCAL YEAR 2023

SECTION VII - STATE AGENCY EXPENDITURE DATA

FUND TYPE	TOTAL EXPENDITURE	TOTAL SPENT WITH HUBS AMOUNT / %	BLACK AMOUNT / %	HISPANIC AMOUNT / %	WOMAN AMOUNT / %	ASIAN PACIFIC AMOUNT / %	NATIVE AMERICAN AMOUNT / %	SERVICE-DISABLED VETERAN AMOUNT / %
-----------	-------------------	----------------------------------	------------------	---------------------	------------------	--------------------------	----------------------------	-------------------------------------

758 - TEXAS STATE UNIVERSITY SYSTEM - PROFESSIONAL SERVICES UNADJUSTED GOAL IS 23.7%

T	0	0 / 0%	0 / 0%	0 / 0%	0 / 0%	0 / 0%	0 / 0%	0 / 0%
N	\$61,744	0 / 0%	0 / 0%	0 / 0%	0 / 0%	0 / 0%	0 / 0%	0 / 0%
S	***	0 / 0%	0 / 0%	0 / 0%	0 / 0%	0 / 0%	0 / 0%	0 / 0%
-TC	0	0 / 0%	0 / 0%	0 / 0%	0 / 0%	0 / 0%	0 / 0%	0 / 0%
-I	0	0 / 0%	0 / 0%	0 / 0%	0 / 0%	0 / 0%	0 / 0%	0 / 0%
	<b>\$61,744</b>	<b>0 / 0%</b>	<b>0 / 0%</b>	<b>0 / 0%</b>	<b>0 / 0%</b>	<b>0 / 0%</b>	<b>0 / 0%</b>	<b>0 / 0%</b>

758 - TEXAS STATE UNIVERSITY SYSTEM - OTHER SERVICES UNADJUSTED GOAL IS 26%

T	0	0 / 0%	0 / 0%	0 / 0%	0 / 0%	0 / 0%	0 / 0%	0 / 0%
N	\$660,559	\$90 / 0.01%	\$90 / 0.01%	0 / 0%	0 / 0%	0 / 0%	0 / 0%	0 / 0%
S	***	\$23,284 / 100.00%	\$23,284 / 100.00%	0 / 0%	0 / 0%	0 / 0%	0 / 0%	0 / 0%
-TC	0	0 / 0%	0 / 0%	0 / 0%	0 / 0%	0 / 0%	0 / 0%	0 / 0%
-I	0	0 / 0%	0 / 0%	0 / 0%	0 / 0%	0 / 0%	0 / 0%	0 / 0%
	<b>\$660,559</b>	<b>\$23,374 / 100.01%</b>	<b>\$23,374 / 100.01%</b>	<b>0 / 0%</b>	<b>0 / 0%</b>	<b>0 / 0%</b>	<b>0 / 0%</b>	<b>0 / 0%</b>

758 - TEXAS STATE UNIVERSITY SYSTEM - COMMODITY PURCHASING UNADJUSTED GOAL IS 21.1%

T	0	0 / 0%	0 / 0%	0 / 0%	0 / 0%	0 / 0%	0 / 0%	0 / 0%
N	\$70,599	\$8,430 / 11.94%	\$8,388 / 11.88%	\$43 / 0.06%	0 / 0%	0 / 0%	0 / 0%	0 / 0%
S	***	0 / 0%	0 / 0%	0 / 0%	0 / 0%	0 / 0%	0 / 0%	0 / 0%
-TC	0	0 / 0%	0 / 0%	0 / 0%	0 / 0%	0 / 0%	0 / 0%	0 / 0%
-I	0	0 / 0%	0 / 0%	0 / 0%	0 / 0%	0 / 0%	0 / 0%	0 / 0%
	<b>\$70,599</b>	<b>\$8,430 / 11.94%</b>	<b>\$8,388 / 11.88%</b>	<b>\$43 / 0.06%</b>	<b>0 / 0%</b>	<b>0 / 0%</b>	<b>0 / 0%</b>	<b>0 / 0%</b>

\*\*\* DOLLARS REPORTED BUT NOT SHOWN IN THESE COLUMNS. T=TREASURY, N=NON-TREASURY, S=SUBCONTRACTOR FUNDS & PROCUREMENT CARD HUB PURCHASES, TC=TERM CONTRACT, I= INTER GOVERNMENT



TEXAS HISTORICALLY UNDERUTILIZED BUSINESS (HUB) SEMI-ANNUAL REPORT RECEIVED FOR FISCAL YEAR 2023

SECTION VII - STATE AGENCY EXPENDITURE DATA

FUND TYPE	TOTAL EXPENDITURE	TOTAL SPENT WITH HUBS AMOUNT / %	BLACK AMOUNT / %	HISPANIC AMOUNT / %	WOMAN AMOUNT / %	ASIAN PACIFIC AMOUNT / %	NATIVE AMERICAN AMOUNT / %	SERVICE-DISABLED VETERAN AMOUNT / %
<b>758 - TEXAS STATE UNIVERSITY SYSTEM - Statewide Grand Total Expenditures</b>								
T	0	0 / 0%	0 / 0%	0 / 0%	0 / 0%	0 / 0%	0 / 0%	0 / 0%
N	\$868,737	\$13,111 / 1.51%	\$8,478 / 0.98%	\$4,633 / 0.53%	0 / 0%	0 / 0%	0 / 0%	0 / 0%
S	***	\$23,284 / 100.00%	\$23,284 / 100.00%	0 / 0%	0 / 0%	0 / 0%	0 / 0%	0 / 0%
-TC	0	0 / 0%	0 / 0%	0 / 0%	0 / 0%	0 / 0%	0 / 0%	0 / 0%
-I	0	0 / 0%	0 / 0%	0 / 0%	0 / 0%	0 / 0%	0 / 0%	0 / 0%
	<b>\$868,737</b>	<b>\$36,395 / 101.51%</b>	<b>\$31,762 / 100.98%</b>	<b>\$4,633 / 0.53%</b>	<b>0 / 0%</b>	<b>0 / 0%</b>	<b>0 / 0%</b>	<b>0 / 0%</b>

\*\*\* DOLLARS REPORTED BUT NOT SHOWN IN THESE COLUMNS. T=TREASURY, N=NON-TREASURY, S=SUBCONTRACTOR FUNDS & PROCUREMENT CARD HUB PURCHASES, TC=TERM CONTRACT, I= INTER GOVERNMENTAL



TEXAS HISTORICALLY UNDERUTILIZED BUSINESS (HUB) SEMI-ANNUAL REPORT RECEIVED FOR FISCAL YEAR 2023

SECTION VII - STATE AGENCY EXPENDITURE DATA

FUND TYPE	TOTAL EXPENDITURE	TOTAL SPENT WITH HUBS AMOUNT / %	BLACK AMOUNT / %	HISPANIC AMOUNT / %	WOMAN AMOUNT / %	ASIAN PACIFIC AMOUNT / %	NATIVE AMERICAN AMOUNT / %	SERVICE-DISABLED VETERAN AMOUNT / %
<b>759 - UNIVERSITY OF HOUSTON - CLEAR LAKE - HEAVY CONSTRUCTION UNADJUSTED GOAL IS 11.2%</b>								
T	0	0 / 0%	0 / 0%	0 / 0%	0 / 0%	0 / 0%	0 / 0%	0 / 0%
N	0	0 / 0%	0 / 0%	0 / 0%	0 / 0%	0 / 0%	0 / 0%	0 / 0%
S	***	0 / 0%	0 / 0%	0 / 0%	0 / 0%	0 / 0%	0 / 0%	0 / 0%
-TC	0	0 / 0%	0 / 0%	0 / 0%	0 / 0%	0 / 0%	0 / 0%	0 / 0%
-I	0	0 / 0%	0 / 0%	0 / 0%	0 / 0%	0 / 0%	0 / 0%	0 / 0%
	<b>0</b>	<b>0 / 0%</b>	<b>0 / 0%</b>	<b>0 / 0%</b>	<b>0 / 0%</b>	<b>0 / 0%</b>	<b>0 / 0%</b>	<b>0 / 0%</b>

<b>759 - UNIVERSITY OF HOUSTON - CLEAR LAKE - BUILDING CONSTRUCTION UNADJUSTED GOAL IS 21.1%</b>								
T	\$3,027	0 / 0%	0 / 0%	0 / 0%	0 / 0%	0 / 0%	0 / 0%	0 / 0%
N	\$1,000	0 / 0%	0 / 0%	0 / 0%	0 / 0%	0 / 0%	0 / 0%	0 / 0%
S	***	0 / 0%	0 / 0%	0 / 0%	0 / 0%	0 / 0%	0 / 0%	0 / 0%
-TC	0	0 / 0%	0 / 0%	0 / 0%	0 / 0%	0 / 0%	0 / 0%	0 / 0%
-I	0	0 / 0%	0 / 0%	0 / 0%	0 / 0%	0 / 0%	0 / 0%	0 / 0%
	<b>\$4,027</b>	<b>0 / 0%</b>	<b>0 / 0%</b>	<b>0 / 0%</b>	<b>0 / 0%</b>	<b>0 / 0%</b>	<b>0 / 0%</b>	<b>0 / 0%</b>

<b>759 - UNIVERSITY OF HOUSTON - CLEAR LAKE - SPECIAL TRADE UNADJUSTED GOAL IS 32.9%</b>								
T	\$359,010	\$30,239 / 8.42%	0 / 0%	0 / 0%	\$30,239 / 8.42%	0 / 0%	0 / 0%	0 / 0%
N	\$1,209,157	\$166,573 / 13.78%	0 / 0%	0 / 0%	\$166,573 / 13.78%	0 / 0%	0 / 0%	0 / 0%
S	***	\$493,212 / 35.41%	0 / 0%	\$483,839 / 34.73%	0 / 0%	0 / 0%	0 / 0%	\$9,373 / 0.67%
-TC	0	0 / 0%	0 / 0%	0 / 0%	0 / 0%	0 / 0%	0 / 0%	0 / 0%
-I	0	0 / 0%	0 / 0%	0 / 0%	0 / 0%	0 / 0%	0 / 0%	0 / 0%
	<b>\$1,568,167</b>	<b>\$690,024 / 57.61%</b>	<b>0 / 0%</b>	<b>\$483,839 / 34.73%</b>	<b>\$196,812 / 22.20%</b>	<b>0 / 0%</b>	<b>0 / 0%</b>	<b>\$9,373 / 0.67%</b>

\*\*\* DOLLARS REPORTED BUT NOT SHOWN IN THESE COLUMNS. T=TREASURY, N=NON-TREASURY, S=SUBCONTRACTOR FUNDS & PROCUREMENT CARD HUB PURCHASES, TC=TERM CONTRACT, I= INTER GOVERNMENT





TEXAS HISTORICALLY UNDERUTILIZED BUSINESS (HUB) SEMI-ANNUAL REPORT RECEIVED FOR FISCAL YEAR 2023

SECTION VII - STATE AGENCY EXPENDITURE DATA

FUND TYPE	TOTAL EXPENDITURE	TOTAL SPENT WITH HUBS AMOUNT / %	BLACK AMOUNT / %	HISPANIC AMOUNT / %	WOMAN AMOUNT / %	ASIAN PACIFIC AMOUNT / %	NATIVE AMERICAN AMOUNT / %	SERVICE-DISABLED VETERAN AMOUNT / %
<b>759 - UNIVERSITY OF HOUSTON - CLEAR LAKE - PROFESSIONAL SERVICES UNADJUSTED GOAL IS 23.7%</b>								
T	0	0 / 0%	0 / 0%	0 / 0%	0 / 0%	0 / 0%	0 / 0%	0 / 0%
N	\$106,108	\$31,604 / 29.78%	0 / 0%	\$5,723 / 5.39%	0 / 0%	\$25,882 / 24.39%	0 / 0%	0 / 0%
S	***	0 / 0%	0 / 0%	0 / 0%	0 / 0%	0 / 0%	0 / 0%	0 / 0%
-TC	0	0 / 0%	0 / 0%	0 / 0%	0 / 0%	0 / 0%	0 / 0%	0 / 0%
-I	0	0 / 0%	0 / 0%	0 / 0%	0 / 0%	0 / 0%	0 / 0%	0 / 0%
	<b>\$106,108</b>	<b>\$31,604 / 29.78%</b>	<b>0 / 0%</b>	<b>\$5,723 / 5.39%</b>	<b>0 / 0%</b>	<b>\$25,882 / 24.39%</b>	<b>0 / 0%</b>	<b>0 / 0%</b>

<b>759 - UNIVERSITY OF HOUSTON - CLEAR LAKE - OTHER SERVICES UNADJUSTED GOAL IS 26%</b>								
T	\$362,314	\$40,811 / 11.26%	0 / 0%	\$196 / 0.05%	\$40,615 / 11.21%	0 / 0%	0 / 0%	0 / 0%
N	\$3,416,479	\$587,121 / 17.18%	\$123,999 / 3.63%	\$57,891 / 1.69%	\$394,368 / 11.54%	\$10,001 / 0.29%	0 / 0%	\$862 / 0.03%
S	***	\$12,499 / 0.57%	\$1,484 / 0.07%	0 / 0%	\$4,516 / 0.21%	\$6,500 / 0.30%	0 / 0%	0 / 0%
-TC	0	0 / 0%	0 / 0%	0 / 0%	0 / 0%	0 / 0%	0 / 0%	0 / 0%
-I	0	0 / 0%	0 / 0%	0 / 0%	0 / 0%	0 / 0%	0 / 0%	0 / 0%
	<b>\$3,778,793</b>	<b>\$640,431 / 29.02%</b>	<b>\$125,482 / 3.70%</b>	<b>\$58,087 / 1.75%</b>	<b>\$439,499 / 22.96%</b>	<b>\$16,501 / 0.59%</b>	<b>0 / 0%</b>	<b>\$862 / 0.03%</b>

<b>759 - UNIVERSITY OF HOUSTON - CLEAR LAKE - COMMODITY PURCHASING UNADJUSTED GOAL IS 21.1%</b>								
T	\$1,363,840	\$689,225 / 50.54%	\$129,271 / 9.48%	\$88,076 / 6.46%	\$471,878 / 34.60%	0 / 0%	0 / 0%	0 / 0%
N	\$2,798,879	\$855,244 / 30.56%	\$74,879 / 2.68%	\$91,400 / 3.27%	\$318,612 / 11.38%	\$167,587 / 5.99%	0 / 0%	\$202,766 / 7.24%
S	***	\$36,068 / 1.56%	\$553 / 0.02%	\$1,829 / 0.08%	\$13,603 / 0.59%	\$20,082 / 0.87%	0 / 0%	0 / 0%
-TC	0	0 / 0%	0 / 0%	0 / 0%	0 / 0%	0 / 0%	0 / 0%	0 / 0%
-I	0	0 / 0%	0 / 0%	0 / 0%	0 / 0%	0 / 0%	0 / 0%	0 / 0%
	<b>\$4,162,719</b>	<b>\$1,580,537 / 82.65%</b>	<b>\$204,703 / 12.18%</b>	<b>\$181,305 / 9.80%</b>	<b>\$804,093 / 46.57%</b>	<b>\$187,669 / 6.86%</b>	<b>0 / 0%</b>	<b>\$202,766 / 7.24%</b>

\*\*\* DOLLARS REPORTED BUT NOT SHOWN IN THESE COLUMNS. T=TREASURY, N=NON-TREASURY, S=SUBCONTRACTOR FUNDS & PROCUREMENT CARD HUB PURCHASES, TC=TERM CONTRACT, I= INTER GOVERNMENT



TEXAS HISTORICALLY UNDERUTILIZED BUSINESS (HUB) SEMI-ANNUAL REPORT RECEIVED FOR FISCAL YEAR 2023

SECTION VII - STATE AGENCY EXPENDITURE DATA

FUND TYPE	TOTAL EXPENDITURE	TOTAL SPENT WITH HUBS AMOUNT / %	BLACK AMOUNT / %	HISPANIC AMOUNT / %	WOMAN AMOUNT / %	ASIAN PACIFIC AMOUNT / %	NATIVE AMERICAN AMOUNT / %	SERVICE-DISABLED VETERAN AMOUNT / %
<b>759 - UNIVERSITY OF HOUSTON - CLEAR LAKE - Statewide Grand Total Expenditures</b>								
T	\$2,088,191	\$760,275 / 36.41%	\$129,271 / 6.19%	\$88,272 / 4.23%	\$542,732 / 25.99%	0 / 0%	0 / 0%	0 / 0%
N	\$7,531,623	\$1,640,542 / 21.78%	\$198,878 / 2.64%	\$155,013 / 2.06%	\$879,553 / 11.68%	\$203,470 / 2.70%	0 / 0%	\$203,628 / 2.70%
S	***	\$541,780 / 9.18%	\$2,037 / 0.03%	\$485,669 / 8.23%	\$18,119 / 0.31%	\$26,582 / 0.45%	0 / 0%	\$9,373 / 0.16%
-TC	0	0 / 0%	0 / 0%	0 / 0%	0 / 0%	0 / 0%	0 / 0%	0 / 0%
-I	0	0 / 0%	0 / 0%	0 / 0%	0 / 0%	0 / 0%	0 / 0%	0 / 0%
	<b>\$9,619,814</b>	<b>\$2,942,597 / 67.37%</b>	<b>\$330,185 / 8.87%</b>	<b>\$728,954 / 14.52%</b>	<b>\$1,440,404 / 37.98%</b>	<b>\$230,052 / 3.15%</b>	<b>0 / 0%</b>	<b>\$213,001 / 2.86%</b>

\*\*\* DOLLARS REPORTED BUT NOT SHOWN IN THESE COLUMNS. T=TREASURY, N=NON-TREASURY, S=SUBCONTRACTOR FUNDS & PROCUREMENT CARD HUB PURCHASES, TC=TERM CONTRACT, I= INTER GOVERNMENTAL



TEXAS HISTORICALLY UNDERUTILIZED BUSINESS (HUB) SEMI-ANNUAL REPORT RECEIVED FOR FISCAL YEAR 2023

SECTION VII - STATE AGENCY EXPENDITURE DATA

FUND TYPE	TOTAL EXPENDITURE	TOTAL SPENT WITH HUBS AMOUNT / %	BLACK AMOUNT / %	HISPANIC AMOUNT / %	WOMAN AMOUNT / %	ASIAN PACIFIC AMOUNT / %	NATIVE AMERICAN AMOUNT / %	SERVICE-DISABLED VETERAN AMOUNT / %
<b>760 - TEXAS A &amp; M UNIV - CORPUS CHRISTI - HEAVY CONSTRUCTION UNADJUSTED GOAL IS 11.2%</b>								
T	0	0 / 0%	0 / 0%	0 / 0%	0 / 0%	0 / 0%	0 / 0%	0 / 0%
N	0	0 / 0%	0 / 0%	0 / 0%	0 / 0%	0 / 0%	0 / 0%	0 / 0%
S	***	0 / 0%	0 / 0%	0 / 0%	0 / 0%	0 / 0%	0 / 0%	0 / 0%
-TC	0	0 / 0%	0 / 0%	0 / 0%	0 / 0%	0 / 0%	0 / 0%	0 / 0%
-I	0	0 / 0%	0 / 0%	0 / 0%	0 / 0%	0 / 0%	0 / 0%	0 / 0%
	<b>0</b>	<b>0 / 0%</b>	<b>0 / 0%</b>	<b>0 / 0%</b>	<b>0 / 0%</b>	<b>0 / 0%</b>	<b>0 / 0%</b>	<b>0 / 0%</b>
<b>760 - TEXAS A &amp; M UNIV - CORPUS CHRISTI - BUILDING CONSTRUCTION UNADJUSTED GOAL IS 21.1%</b>								
T	\$-3,870	0 / 0%	0 / 0%	0 / 0%	0 / 0%	0 / 0%	0 / 0%	0 / 0%
N	\$1,717,797	\$128,270 / 7.47%	0 / 0%	\$128,270 / 7.47%	0 / 0%	0 / 0%	0 / 0%	0 / 0%
S	***	\$499,189 / 29.13%	\$6,175 / 0.36%	\$342,780 / 20.00%	\$143,586 / 8.38%	\$3,649 / 0.21%	0 / 0%	\$3,000 / 0.18%
-TC	0	0 / 0%	0 / 0%	0 / 0%	0 / 0%	0 / 0%	0 / 0%	0 / 0%
-I	0	0 / 0%	0 / 0%	0 / 0%	0 / 0%	0 / 0%	0 / 0%	0 / 0%
	<b>\$1,713,927</b>	<b>\$627,459 / 36.59%</b>	<b>\$6,175 / 0.36%</b>	<b>\$471,050 / 27.47%</b>	<b>\$143,586 / 8.38%</b>	<b>\$3,649 / 0.21%</b>	<b>0 / 0%</b>	<b>\$3,000 / 0.18%</b>
<b>760 - TEXAS A &amp; M UNIV - CORPUS CHRISTI - SPECIAL TRADE UNADJUSTED GOAL IS 32.9%</b>								
T	0	0 / 0%	0 / 0%	0 / 0%	0 / 0%	0 / 0%	0 / 0%	0 / 0%
N	\$4,035,971	\$84,087 / 2.08%	0 / 0%	\$83,535 / 2.07%	\$552 / 0.01%	0 / 0%	0 / 0%	0 / 0%
S	***	\$154,096 / 3.84%	0 / 0%	\$131,816 / 3.28%	\$22,280 / 0.56%	0 / 0%	0 / 0%	0 / 0%
-TC	0	0 / 0%	0 / 0%	0 / 0%	0 / 0%	0 / 0%	0 / 0%	0 / 0%
-I	0	0 / 0%	0 / 0%	0 / 0%	0 / 0%	0 / 0%	0 / 0%	0 / 0%
	<b>\$4,035,971</b>	<b>\$238,183 / 5.92%</b>	<b>0 / 0%</b>	<b>\$215,351 / 5.35%</b>	<b>\$22,832 / 0.57%</b>	<b>0 / 0%</b>	<b>0 / 0%</b>	<b>0 / 0%</b>

\*\*\* DOLLARS REPORTED BUT NOT SHOWN IN THESE COLUMNS. T=TREASURY, N=NON-TREASURY, S=SUBCONTRACTOR FUNDS & PROCUREMENT CARD HUB PURCHASES, TC=TERM CONTRACT, I= INTER GOVERNMENT



TEXAS HISTORICALLY UNDERUTILIZED BUSINESS (HUB) SEMI-ANNUAL REPORT RECEIVED FOR FISCAL YEAR 2023

SECTION VII - STATE AGENCY EXPENDITURE DATA

FUND TYPE	TOTAL EXPENDITURE	TOTAL SPENT WITH HUBS AMOUNT / %	BLACK AMOUNT / %	HISPANIC AMOUNT / %	WOMAN AMOUNT / %	ASIAN PACIFIC AMOUNT / %	NATIVE AMERICAN AMOUNT / %	SERVICE-DISABLED VETERAN AMOUNT / %
<b>760 - TEXAS A &amp; M UNIV - CORPUS CHRISTI - PROFESSIONAL SERVICES UNADJUSTED GOAL IS 23.7%</b>								
T	0	0 / 0%	0 / 0%	0 / 0%	0 / 0%	0 / 0%	0 / 0%	0 / 0%
N	\$436,449	\$182,036 / 41.71%	0 / 0%	\$180,536 / 41.36%	\$1,500 / 0.34%	0 / 0%	0 / 0%	0 / 0%
S	***	\$6,379 / 1.79%	0 / 0%	\$825 / 0.23%	\$1,194 / 0.34%	\$4,360 / 1.22%	0 / 0%	0 / 0%
-TC	0	0 / 0%	0 / 0%	0 / 0%	0 / 0%	0 / 0%	0 / 0%	0 / 0%
-I	0	0 / 0%	0 / 0%	0 / 0%	0 / 0%	0 / 0%	0 / 0%	0 / 0%
	<b>\$436,449</b>	<b>\$188,415 / 43.50%</b>	<b>0 / 0%</b>	<b>\$181,361 / 41.60%</b>	<b>\$2,694 / 0.68%</b>	<b>\$4,360 / 1.22%</b>	<b>0 / 0%</b>	<b>0 / 0%</b>

<b>760 - TEXAS A &amp; M UNIV - CORPUS CHRISTI - OTHER SERVICES UNADJUSTED GOAL IS 26%</b>								
T	0	0 / 0%	0 / 0%	0 / 0%	0 / 0%	0 / 0%	0 / 0%	0 / 0%
N	\$5,725,282	\$367,411 / 6.42%	\$13,850 / 0.24%	\$5,380 / 0.09%	\$279,341 / 4.88%	\$68,839 / 1.20%	0 / 0%	0 / 0%
S	***	\$160,273 / 6.22%	\$3,733 / 0.14%	\$150,929 / 5.86%	\$5,610 / 0.22%	0 / 0%	0 / 0%	0 / 0%
-TC	0	0 / 0%	0 / 0%	0 / 0%	0 / 0%	0 / 0%	0 / 0%	0 / 0%
-I	0	0 / 0%	0 / 0%	0 / 0%	0 / 0%	0 / 0%	0 / 0%	0 / 0%
	<b>\$5,725,282</b>	<b>\$527,683 / 12.64%</b>	<b>\$17,584 / 0.39%</b>	<b>\$156,309 / 5.95%</b>	<b>\$284,951 / 5.10%</b>	<b>\$68,839 / 1.20%</b>	<b>0 / 0%</b>	<b>0 / 0%</b>

<b>760 - TEXAS A &amp; M UNIV - CORPUS CHRISTI - COMMODITY PURCHASING UNADJUSTED GOAL IS 21.1%</b>								
T	-\$2,369	0 / 0%	0 / 0%	0 / 0%	0 / 0%	0 / 0%	0 / 0%	0 / 0%
N	\$9,432,617	\$1,764,885 / 18.71%	\$760,501 / 8.06%	\$88,510 / 0.94%	\$738,025 / 7.82%	\$177,848 / 1.89%	0 / 0%	0 / 0%
S	***	\$91,968 / 2.34%	\$48,998 / 1.25%	\$21,034 / 0.54%	\$21,937 / 0.56%	0 / 0%	0 / 0%	0 / 0%
-TC	0	0 / 0%	0 / 0%	0 / 0%	0 / 0%	0 / 0%	0 / 0%	0 / 0%
-I	0	0 / 0%	0 / 0%	0 / 0%	0 / 0%	0 / 0%	0 / 0%	0 / 0%
	<b>\$9,430,249</b>	<b>\$1,856,853 / 21.05%</b>	<b>\$809,499 / 9.31%</b>	<b>\$109,544 / 1.47%</b>	<b>\$759,962 / 8.38%</b>	<b>\$177,848 / 1.89%</b>	<b>0 / 0%</b>	<b>0 / 0%</b>

\*\*\* DOLLARS REPORTED BUT NOT SHOWN IN THESE COLUMNS. T=TREASURY, N=NON-TREASURY, S=SUBCONTRACTOR FUNDS & PROCUREMENT CARD HUB PURCHASES, TC=TERM CONTRACT, I= INTER GOVERNMENT



TEXAS HISTORICALLY UNDERUTILIZED BUSINESS (HUB) SEMI-ANNUAL REPORT RECEIVED FOR FISCAL YEAR 2023

SECTION VII - STATE AGENCY EXPENDITURE DATA

FUND TYPE	TOTAL EXPENDITURE	TOTAL SPENT WITH HUBS AMOUNT / %	BLACK AMOUNT / %	HISPANIC AMOUNT / %	WOMAN AMOUNT / %	ASIAN PACIFIC AMOUNT / %	NATIVE AMERICAN AMOUNT / %	SERVICE-DISABLED VETERAN AMOUNT / %
<b>760 - TEXAS A &amp; M UNIV - CORPUS CHRISTI - Statewide Grand Total Expenditures</b>								
T	\$-6,239	0 / 0%	0 / 0%	0 / 0%	0 / 0%	0 / 0%	0 / 0%	0 / 0%
N	\$21,348,116	\$2,526,688 / 11.84%	\$774,351 / 3.63%	\$486,230 / 2.28%	\$1,019,418 / 4.78%	\$246,688 / 1.16%	0 / 0%	0 / 0%
S	***	\$911,905 / 7.25%	\$58,906 / 0.47%	\$647,383 / 5.14%	\$194,607 / 1.55%	\$8,009 / 0.06%	0 / 0%	\$3,000 / 0.02%
-TC	0	0 / 0%	0 / 0%	0 / 0%	0 / 0%	0 / 0%	0 / 0%	0 / 0%
-I	0	0 / 0%	0 / 0%	0 / 0%	0 / 0%	0 / 0%	0 / 0%	0 / 0%
	<b>\$21,341,877</b>	<b>\$3,438,593 / 19.08%</b>	<b>\$833,257 / 4.10%</b>	<b>\$1,133,614 / 7.42%</b>	<b>\$1,214,025 / 6.32%</b>	<b>\$254,696 / 1.22%</b>	<b>0 / 0%</b>	<b>\$3,000 / 0.02%</b>

\*\*\* DOLLARS REPORTED BUT NOT SHOWN IN THESE COLUMNS. T=TREASURY, N=NON-TREASURY, S=SUBCONTRACTOR FUNDS & PROCUREMENT CARD HUB PURCHASES, TC=TERM CONTRACT, I= INTER GOVERNMENTAL



TEXAS HISTORICALLY UNDERUTILIZED BUSINESS (HUB) SEMI-ANNUAL REPORT RECEIVED FOR FISCAL YEAR 2023

SECTION VII - STATE AGENCY EXPENDITURE DATA

FUND TYPE	TOTAL EXPENDITURE	TOTAL SPENT WITH HUBS AMOUNT / %	BLACK AMOUNT / %	HISPANIC AMOUNT / %	WOMAN AMOUNT / %	ASIAN PACIFIC AMOUNT / %	NATIVE AMERICAN AMOUNT / %	SERVICE-DISABLED VETERAN AMOUNT / %
-----------	-------------------	----------------------------------	------------------	---------------------	------------------	--------------------------	----------------------------	-------------------------------------

761 - TEXAS A & M INTERNATIONAL UNIVERSITY - HEAVY CONSTRUCTION UNADJUSTED GOAL IS 11.2%

T	0	0 / 0%	0 / 0%	0 / 0%	0 / 0%	0 / 0%	0 / 0%	0 / 0%
N	0	0 / 0%	0 / 0%	0 / 0%	0 / 0%	0 / 0%	0 / 0%	0 / 0%
S	***	0 / 0%	0 / 0%	0 / 0%	0 / 0%	0 / 0%	0 / 0%	0 / 0%
-TC	0	0 / 0%	0 / 0%	0 / 0%	0 / 0%	0 / 0%	0 / 0%	0 / 0%
-I	0	0 / 0%	0 / 0%	0 / 0%	0 / 0%	0 / 0%	0 / 0%	0 / 0%
	<b>0</b>	<b>0 / 0%</b>	<b>0 / 0%</b>	<b>0 / 0%</b>	<b>0 / 0%</b>	<b>0 / 0%</b>	<b>0 / 0%</b>	<b>0 / 0%</b>

761 - TEXAS A & M INTERNATIONAL UNIVERSITY - BUILDING CONSTRUCTION UNADJUSTED GOAL IS 21.1%

T	0	0 / 0%	0 / 0%	0 / 0%	0 / 0%	0 / 0%	0 / 0%	0 / 0%
N	\$680,257	0 / 0%	0 / 0%	0 / 0%	0 / 0%	0 / 0%	0 / 0%	0 / 0%
S	***	0 / 0%	0 / 0%	0 / 0%	0 / 0%	0 / 0%	0 / 0%	0 / 0%
-TC	0	0 / 0%	0 / 0%	0 / 0%	0 / 0%	0 / 0%	0 / 0%	0 / 0%
-I	0	0 / 0%	0 / 0%	0 / 0%	0 / 0%	0 / 0%	0 / 0%	0 / 0%
	<b>\$680,257</b>	<b>0 / 0%</b>	<b>0 / 0%</b>	<b>0 / 0%</b>	<b>0 / 0%</b>	<b>0 / 0%</b>	<b>0 / 0%</b>	<b>0 / 0%</b>

761 - TEXAS A & M INTERNATIONAL UNIVERSITY - SPECIAL TRADE UNADJUSTED GOAL IS 32.9%

T	0	0 / 0%	0 / 0%	0 / 0%	0 / 0%	0 / 0%	0 / 0%	0 / 0%
N	0	0 / 0%	0 / 0%	0 / 0%	0 / 0%	0 / 0%	0 / 0%	0 / 0%
S	***	0 / 0%	0 / 0%	0 / 0%	0 / 0%	0 / 0%	0 / 0%	0 / 0%
-TC	0	0 / 0%	0 / 0%	0 / 0%	0 / 0%	0 / 0%	0 / 0%	0 / 0%
-I	0	0 / 0%	0 / 0%	0 / 0%	0 / 0%	0 / 0%	0 / 0%	0 / 0%
	<b>0</b>	<b>0 / 0%</b>	<b>0 / 0%</b>	<b>0 / 0%</b>	<b>0 / 0%</b>	<b>0 / 0%</b>	<b>0 / 0%</b>	<b>0 / 0%</b>

\*\*\* DOLLARS REPORTED BUT NOT SHOWN IN THESE COLUMNS. T=TREASURY, N=NON-TREASURY, S=SUBCONTRACTOR FUNDS & PROCUREMENT CARD HUB PURCHASES, TC=TERM CONTRACT, I= INTER GOVERNMENT



TEXAS HISTORICALLY UNDERUTILIZED BUSINESS (HUB) SEMI-ANNUAL REPORT RECEIVED FOR FISCAL YEAR 2023

SECTION VII - STATE AGENCY EXPENDITURE DATA

FUND TYPE	TOTAL EXPENDITURE	TOTAL SPENT WITH HUBS AMOUNT / %	BLACK AMOUNT / %	HISPANIC AMOUNT / %	WOMAN AMOUNT / %	ASIAN PACIFIC AMOUNT / %	NATIVE AMERICAN AMOUNT / %	SERVICE-DISABLED VETERAN AMOUNT / %
-----------	-------------------	----------------------------------	------------------	---------------------	------------------	--------------------------	----------------------------	-------------------------------------

761 - TEXAS A & M INTERNATIONAL UNIVERSITY - PROFESSIONAL SERVICES UNADJUSTED GOAL IS 23.7%

T	0	0 / 0%	0 / 0%	0 / 0%	0 / 0%	0 / 0%	0 / 0%	0 / 0%
N	\$11,214	0 / 0%	0 / 0%	0 / 0%	0 / 0%	0 / 0%	0 / 0%	0 / 0%
S	***	0 / 0%	0 / 0%	0 / 0%	0 / 0%	0 / 0%	0 / 0%	0 / 0%
-TC	0	0 / 0%	0 / 0%	0 / 0%	0 / 0%	0 / 0%	0 / 0%	0 / 0%
-I	0	0 / 0%	0 / 0%	0 / 0%	0 / 0%	0 / 0%	0 / 0%	0 / 0%
	<b>\$11,214</b>	<b>0 / 0%</b>	<b>0 / 0%</b>	<b>0 / 0%</b>	<b>0 / 0%</b>	<b>0 / 0%</b>	<b>0 / 0%</b>	<b>0 / 0%</b>

761 - TEXAS A & M INTERNATIONAL UNIVERSITY - OTHER SERVICES UNADJUSTED GOAL IS 26%

T	\$1,293,891	\$3,585 / 0.28%	\$599 / 0.05%	\$2,986 / 0.23%	0 / 0%	0 / 0%	0 / 0%	0 / 0%
N	\$8,049,351	\$1,292,988 / 16.06%	0 / 0%	\$1,156,355 / 14.37%	\$41,285 / 0.51%	\$95,348 / 1.18%	0 / 0%	0 / 0%
S	***	\$1,657,071 / 21.62%	0 / 0%	\$1,648,911 / 21.51%	\$8,160 / 0.11%	0 / 0%	0 / 0%	0 / 0%
-TC	0	0 / 0%	0 / 0%	0 / 0%	0 / 0%	0 / 0%	0 / 0%	0 / 0%
-I	0	0 / 0%	0 / 0%	0 / 0%	0 / 0%	0 / 0%	0 / 0%	0 / 0%
	<b>\$9,343,242</b>	<b>\$2,953,644 / 37.96%</b>	<b>\$599 / 0.05%</b>	<b>\$2,808,252 / 36.11%</b>	<b>\$49,445 / 0.62%</b>	<b>\$95,348 / 1.18%</b>	<b>0 / 0%</b>	<b>0 / 0%</b>

761 - TEXAS A & M INTERNATIONAL UNIVERSITY - COMMODITY PURCHASING UNADJUSTED GOAL IS 21.1%

T	\$1,742,531	\$1,254,846 / 72.01%	\$670,768 / 38.49%	\$583,222 / 33.47%	0 / 0%	\$856 / 0.05%	0 / 0%	0 / 0%
N	\$3,461,866	\$871,644 / 25.18%	\$236,616 / 6.83%	\$297,276 / 8.59%	\$161,487 / 4.66%	\$176,265 / 5.09%	0 / 0%	0 / 0%
S	***	\$63,586 / 4.53%	\$60,894 / 4.34%	\$2,637 / 0.19%	\$55 / 0.00%	0 / 0%	0 / 0%	0 / 0%
-TC	0	0 / 0%	0 / 0%	0 / 0%	0 / 0%	0 / 0%	0 / 0%	0 / 0%
-I	0	0 / 0%	0 / 0%	0 / 0%	0 / 0%	0 / 0%	0 / 0%	0 / 0%
	<b>\$5,204,397</b>	<b>\$2,190,075 / 101.72%</b>	<b>\$968,279 / 49.67%</b>	<b>\$883,134 / 42.24%</b>	<b>\$161,542 / 4.67%</b>	<b>\$177,120 / 5.14%</b>	<b>0 / 0%</b>	<b>0 / 0%</b>

\*\*\* DOLLARS REPORTED BUT NOT SHOWN IN THESE COLUMNS. T=TREASURY, N=NON-TREASURY, S=SUBCONTRACTOR FUNDS & PROCUREMENT CARD HUB PURCHASES, TC=TERM CONTRACT, I= INTER GOVERNMENT



TEXAS HISTORICALLY UNDERUTILIZED BUSINESS (HUB) SEMI-ANNUAL REPORT RECEIVED FOR FISCAL YEAR 2023

SECTION VII - STATE AGENCY EXPENDITURE DATA

FUND TYPE	TOTAL EXPENDITURE	TOTAL SPENT WITH HUBS AMOUNT / %	BLACK AMOUNT / %	HISPANIC AMOUNT / %	WOMAN AMOUNT / %	ASIAN PACIFIC AMOUNT / %	NATIVE AMERICAN AMOUNT / %	SERVICE-DISABLED VETERAN AMOUNT / %
<b>761 - TEXAS A &amp; M INTERNATIONAL UNIVERSITY - Statewide Grand Total Expenditures</b>								
T	\$3,036,422	\$1,258,430 / 41.44%	\$671,367 / 22.11%	\$586,207 / 19.31%	0 / 0%	\$856 / 0.03%	0 / 0%	0 / 0%
N	\$12,202,688	\$2,164,632 / 17.74%	\$236,616 / 1.94%	\$1,453,631 / 11.91%	\$202,772 / 1.66%	\$271,613 / 2.23%	0 / 0%	0 / 0%
S	***	\$1,720,657 / 18.97%	\$60,894 / 0.67%	\$1,651,548 / 18.21%	\$8,215 / 0.09%	0 / 0%	0 / 0%	0 / 0%
-TC	0	0 / 0%	0 / 0%	0 / 0%	0 / 0%	0 / 0%	0 / 0%	0 / 0%
-I	0	0 / 0%	0 / 0%	0 / 0%	0 / 0%	0 / 0%	0 / 0%	0 / 0%
	<b>\$15,239,110</b>	<b>\$5,143,720 / 78.16%</b>	<b>\$968,878 / 24.72%</b>	<b>\$3,691,387 / 49.43%</b>	<b>\$210,987 / 1.75%</b>	<b>\$272,468 / 2.25%</b>	<b>0 / 0%</b>	<b>0 / 0%</b>

\*\*\* DOLLARS REPORTED BUT NOT SHOWN IN THESE COLUMNS. T=TREASURY, N=NON-TREASURY, S=SUBCONTRACTOR FUNDS & PROCUREMENT CARD HUB PURCHASES, TC=TERM CONTRACT, I= INTER GOVERNMENTAL





TEXAS HISTORICALLY UNDERUTILIZED BUSINESS (HUB) SEMI-ANNUAL REPORT RECEIVED FOR FISCAL YEAR 2023

SECTION VII - STATE AGENCY EXPENDITURE DATA

FUND TYPE	TOTAL EXPENDITURE	TOTAL SPENT WITH HUBS AMOUNT / %	BLACK AMOUNT / %	HISPANIC AMOUNT / %	WOMAN AMOUNT / %	ASIAN PACIFIC AMOUNT / %	NATIVE AMERICAN AMOUNT / %	SERVICE-DISABLED VETERAN AMOUNT / %
-----------	-------------------	----------------------------------	------------------	---------------------	------------------	--------------------------	----------------------------	-------------------------------------

763 - UNT HEALTH SCIENCE CENTER - HEAVY CONSTRUCTION UNADJUSTED GOAL IS 11.2%

T	0	0 / 0%	0 / 0%	0 / 0%	0 / 0%	0 / 0%	0 / 0%	0 / 0%
N	0	0 / 0%	0 / 0%	0 / 0%	0 / 0%	0 / 0%	0 / 0%	0 / 0%
S	***	0 / 0%	0 / 0%	0 / 0%	0 / 0%	0 / 0%	0 / 0%	0 / 0%
-TC	0	0 / 0%	0 / 0%	0 / 0%	0 / 0%	0 / 0%	0 / 0%	0 / 0%
-I	0	0 / 0%	0 / 0%	0 / 0%	0 / 0%	0 / 0%	0 / 0%	0 / 0%
	<b>0</b>	<b>0 / 0%</b>	<b>0 / 0%</b>	<b>0 / 0%</b>	<b>0 / 0%</b>	<b>0 / 0%</b>	<b>0 / 0%</b>	<b>0 / 0%</b>

763 - UNT HEALTH SCIENCE CENTER - BUILDING CONSTRUCTION UNADJUSTED GOAL IS 21.1%

T	\$20,000	0 / 0%	0 / 0%	0 / 0%	0 / 0%	0 / 0%	0 / 0%	0 / 0%
N	\$7,306,985	\$80,181 / 1.10%	0 / 0%	\$7,389 / 0.10%	\$37,282 / 0.51%	\$35,510 / 0.49%	0 / 0%	0 / 0%
S	***	\$2,672,395 / 38.79%	0 / 0%	0 / 0%	\$2,650,795 / 38.48%	\$21,600 / 0.31%	0 / 0%	0 / 0%
-TC	0	0 / 0%	0 / 0%	0 / 0%	0 / 0%	0 / 0%	0 / 0%	0 / 0%
-I	0	0 / 0%	0 / 0%	0 / 0%	0 / 0%	0 / 0%	0 / 0%	0 / 0%
	<b>\$7,326,985</b>	<b>\$2,752,576 / 39.89%</b>	<b>0 / 0%</b>	<b>\$7,389 / 0.10%</b>	<b>\$2,688,077 / 38.99%</b>	<b>\$57,110 / 0.80%</b>	<b>0 / 0%</b>	<b>0 / 0%</b>

763 - UNT HEALTH SCIENCE CENTER - SPECIAL TRADE UNADJUSTED GOAL IS 32.9%

T	\$3,276	0 / 0%	0 / 0%	0 / 0%	0 / 0%	0 / 0%	0 / 0%	0 / 0%
N	\$1,020,061	\$904 / 0.09%	0 / 0%	\$904 / 0.09%	0 / 0%	0 / 0%	0 / 0%	0 / 0%
S	***	\$179,797 / 19.68%	\$7,352 / 0.80%	0 / 0%	\$172,445 / 18.87%	0 / 0%	0 / 0%	0 / 0%
-TC	0	0 / 0%	0 / 0%	0 / 0%	0 / 0%	0 / 0%	0 / 0%	0 / 0%
-I	0	0 / 0%	0 / 0%	0 / 0%	0 / 0%	0 / 0%	0 / 0%	0 / 0%
	<b>\$1,023,337</b>	<b>\$180,701 / 19.77%</b>	<b>\$7,352 / 0.80%</b>	<b>\$904 / 0.09%</b>	<b>\$172,445 / 18.87%</b>	<b>0 / 0%</b>	<b>0 / 0%</b>	<b>0 / 0%</b>

\*\*\* DOLLARS REPORTED BUT NOT SHOWN IN THESE COLUMNS. T=TREASURY, N=NON-TREASURY, S=SUBCONTRACTOR FUNDS & PROCUREMENT CARD HUB PURCHASES, TC=TERM CONTRACT, I= INTER GOVERNMENT



TEXAS HISTORICALLY UNDERUTILIZED BUSINESS (HUB) SEMI-ANNUAL REPORT RECEIVED FOR FISCAL YEAR 2023

SECTION VII - STATE AGENCY EXPENDITURE DATA

FUND TYPE	TOTAL EXPENDITURE	TOTAL SPENT WITH HUBS AMOUNT / %	BLACK AMOUNT / %	HISPANIC AMOUNT / %	WOMAN AMOUNT / %	ASIAN PACIFIC AMOUNT / %	NATIVE AMERICAN AMOUNT / %	SERVICE-DISABLED VETERAN AMOUNT / %
<b>763 - UNT HEALTH SCIENCE CENTER - PROFESSIONAL SERVICES UNADJUSTED GOAL IS 23.7%</b>								
T	0	0 / 0%	0 / 0%	0 / 0%	0 / 0%	0 / 0%	0 / 0%	0 / 0%
N	\$5,699,719	\$94,091 / 1.65%	\$83,200 / 1.46%	0 / 0%	\$10,891 / 0.19%	0 / 0%	0 / 0%	0 / 0%
S	***	0 / 0%	0 / 0%	0 / 0%	0 / 0%	0 / 0%	0 / 0%	0 / 0%
-TC	0	0 / 0%	0 / 0%	0 / 0%	0 / 0%	0 / 0%	0 / 0%	0 / 0%
-I	0	0 / 0%	0 / 0%	0 / 0%	0 / 0%	0 / 0%	0 / 0%	0 / 0%
	<b>\$5,699,719</b>	<b>\$94,091 / 1.65%</b>	<b>\$83,200 / 1.46%</b>	<b>0 / 0%</b>	<b>\$10,891 / 0.19%</b>	<b>0 / 0%</b>	<b>0 / 0%</b>	<b>0 / 0%</b>
<b>763 - UNT HEALTH SCIENCE CENTER - OTHER SERVICES UNADJUSTED GOAL IS 26%</b>								
T	\$121,824	\$17,656 / 14.49%	0 / 0%	\$10,759 / 8.83%	\$6,760 / 5.55%	\$136 / 0.11%	0 / 0%	0 / 0%
N	\$13,621,653	\$368,975 / 2.71%	\$121,930 / 0.90%	\$51,148 / 0.38%	\$159,760 / 1.17%	\$36,136 / 0.27%	0 / 0%	0 / 0%
S	***	\$139,404 / 2.34%	\$309 / 0.01%	\$55,678 / 0.94%	\$83,417 / 1.40%	0 / 0%	0 / 0%	0 / 0%
-TC	0	0 / 0%	0 / 0%	0 / 0%	0 / 0%	0 / 0%	0 / 0%	0 / 0%
-I	0	0 / 0%	0 / 0%	0 / 0%	0 / 0%	0 / 0%	0 / 0%	0 / 0%
	<b>\$13,743,477</b>	<b>\$526,035 / 19.55%</b>	<b>\$122,239 / 0.90%</b>	<b>\$117,586 / 10.14%</b>	<b>\$249,937 / 8.12%</b>	<b>\$36,273 / 0.38%</b>	<b>0 / 0%</b>	<b>0 / 0%</b>
<b>763 - UNT HEALTH SCIENCE CENTER - COMMODITY PURCHASING UNADJUSTED GOAL IS 21.1%</b>								
T	\$836,018	\$228,728 / 27.36%	\$220,906 / 26.42%	0 / 0%	\$4,977 / 0.60%	\$2,846 / 0.34%	0 / 0%	0 / 0%
N	\$8,160,988	\$609,548 / 7.47%	\$174,784 / 2.14%	\$79,030 / 0.97%	\$131,785 / 1.61%	\$223,948 / 2.74%	0 / 0%	0 / 0%
S	***	\$10,141 / 0.29%	0 / 0%	\$2,079 / 0.06%	\$8,062 / 0.23%	0 / 0%	0 / 0%	0 / 0%
-TC	0	0 / 0%	0 / 0%	0 / 0%	0 / 0%	0 / 0%	0 / 0%	0 / 0%
-I	0	0 / 0%	0 / 0%	0 / 0%	0 / 0%	0 / 0%	0 / 0%	0 / 0%
	<b>\$8,997,005</b>	<b>\$848,417 / 35.12%</b>	<b>\$395,691 / 28.57%</b>	<b>\$81,109 / 1.03%</b>	<b>\$144,823 / 2.44%</b>	<b>\$226,794 / 3.08%</b>	<b>0 / 0%</b>	<b>0 / 0%</b>

\*\*\* DOLLARS REPORTED BUT NOT SHOWN IN THESE COLUMNS. T=TREASURY, N=NON-TREASURY, S=SUBCONTRACTOR FUNDS & PROCUREMENT CARD HUB PURCHASES, TC=TERM CONTRACT, I= INTER GOVERNMENTAL



TEXAS HISTORICALLY UNDERUTILIZED BUSINESS (HUB) SEMI-ANNUAL REPORT RECEIVED FOR FISCAL YEAR 2023

SECTION VII - STATE AGENCY EXPENDITURE DATA

FUND TYPE	TOTAL EXPENDITURE	TOTAL SPENT WITH HUBS AMOUNT / %	BLACK AMOUNT / %	HISPANIC AMOUNT / %	WOMAN AMOUNT / %	ASIAN PACIFIC AMOUNT / %	NATIVE AMERICAN AMOUNT / %	SERVICE-DISABLED VETERAN AMOUNT / %
<b>763 - UNT HEALTH SCIENCE CENTER - Statewide Grand Total Expenditures</b>								
T	\$981,117	\$246,384 / 25.11%	\$220,906 / 22.52%	\$10,759 / 1.10%	\$11,737 / 1.20%	\$2,982 / 0.30%	0 / 0%	0 / 0%
N	\$35,809,405	\$1,153,699 / 3.22%	\$379,915 / 1.06%	\$138,472 / 0.39%	\$339,718 / 0.95%	\$295,595 / 0.83%	0 / 0%	0 / 0%
S	***	\$3,001,738 / 17.38%	\$7,661 / 0.04%	\$57,757 / 0.33%	\$2,914,719 / 16.88%	\$21,600 / 0.13%	0 / 0%	0 / 0%
-TC	0	0 / 0%	0 / 0%	0 / 0%	0 / 0%	0 / 0%	0 / 0%	0 / 0%
-I	0	0 / 0%	0 / 0%	0 / 0%	0 / 0%	0 / 0%	0 / 0%	0 / 0%
	<b>\$36,790,522</b>	<b>\$4,401,821 / 45.71%</b>	<b>\$608,482 / 23.62%</b>	<b>\$206,988 / 1.82%</b>	<b>\$3,266,173 / 19.02%</b>	<b>\$320,177 / 1.25%</b>	<b>0 / 0%</b>	<b>0 / 0%</b>

\*\*\* DOLLARS REPORTED BUT NOT SHOWN IN THESE COLUMNS. T=TREASURY, N=NON-TREASURY, S=SUBCONTRACTOR FUNDS & PROCUREMENT CARD HUB PURCHASES, TC=TERM CONTRACT, I= INTER GOVERNMENTAL



TEXAS HISTORICALLY UNDERUTILIZED BUSINESS (HUB) SEMI-ANNUAL REPORT RECEIVED FOR FISCAL YEAR 2023

SECTION VII - STATE AGENCY EXPENDITURE DATA

FUND TYPE	TOTAL EXPENDITURE	TOTAL SPENT WITH HUBS AMOUNT / %	BLACK AMOUNT / %	HISPANIC AMOUNT / %	WOMAN AMOUNT / %	ASIAN PACIFIC AMOUNT / %	NATIVE AMERICAN AMOUNT / %	SERVICE-DISABLED VETERAN AMOUNT / %
-----------	-------------------	----------------------------------	------------------	---------------------	------------------	--------------------------	----------------------------	-------------------------------------

764 - TEXAS A&M UNIVERSITY-TEXARKANA - HEAVY CONSTRUCTION UNADJUSTED GOAL IS 11.2%

T	0	0 / 0%	0 / 0%	0 / 0%	0 / 0%	0 / 0%	0 / 0%	0 / 0%
N	\$1,353	0 / 0%	0 / 0%	0 / 0%	0 / 0%	0 / 0%	0 / 0%	0 / 0%
S	***	0 / 0%	0 / 0%	0 / 0%	0 / 0%	0 / 0%	0 / 0%	0 / 0%
-TC	0	0 / 0%	0 / 0%	0 / 0%	0 / 0%	0 / 0%	0 / 0%	0 / 0%
-I	0	0 / 0%	0 / 0%	0 / 0%	0 / 0%	0 / 0%	0 / 0%	0 / 0%
	<b>\$1,353</b>	<b>0 / 0%</b>	<b>0 / 0%</b>	<b>0 / 0%</b>	<b>0 / 0%</b>	<b>0 / 0%</b>	<b>0 / 0%</b>	<b>0 / 0%</b>

764 - TEXAS A&M UNIVERSITY-TEXARKANA - BUILDING CONSTRUCTION UNADJUSTED GOAL IS 21.1%

T	0	0 / 0%	0 / 0%	0 / 0%	0 / 0%	0 / 0%	0 / 0%	0 / 0%
N	\$128,191	0 / 0%	0 / 0%	0 / 0%	0 / 0%	0 / 0%	0 / 0%	0 / 0%
S	***	0 / 0%	0 / 0%	0 / 0%	0 / 0%	0 / 0%	0 / 0%	0 / 0%
-TC	0	0 / 0%	0 / 0%	0 / 0%	0 / 0%	0 / 0%	0 / 0%	0 / 0%
-I	0	0 / 0%	0 / 0%	0 / 0%	0 / 0%	0 / 0%	0 / 0%	0 / 0%
	<b>\$128,191</b>	<b>0 / 0%</b>	<b>0 / 0%</b>	<b>0 / 0%</b>	<b>0 / 0%</b>	<b>0 / 0%</b>	<b>0 / 0%</b>	<b>0 / 0%</b>

764 - TEXAS A&M UNIVERSITY-TEXARKANA - SPECIAL TRADE UNADJUSTED GOAL IS 32.9%

T	\$7,729	0 / 0%	0 / 0%	0 / 0%	0 / 0%	0 / 0%	0 / 0%	0 / 0%
N	\$197,948	0 / 0%	0 / 0%	0 / 0%	0 / 0%	0 / 0%	0 / 0%	0 / 0%
S	***	0 / 0%	0 / 0%	0 / 0%	0 / 0%	0 / 0%	0 / 0%	0 / 0%
-TC	0	0 / 0%	0 / 0%	0 / 0%	0 / 0%	0 / 0%	0 / 0%	0 / 0%
-I	0	0 / 0%	0 / 0%	0 / 0%	0 / 0%	0 / 0%	0 / 0%	0 / 0%
	<b>\$205,677</b>	<b>0 / 0%</b>	<b>0 / 0%</b>	<b>0 / 0%</b>	<b>0 / 0%</b>	<b>0 / 0%</b>	<b>0 / 0%</b>	<b>0 / 0%</b>

\*\*\* DOLLARS REPORTED BUT NOT SHOWN IN THESE COLUMNS. T=TREASURY, N=NON-TREASURY, S=SUBCONTRACTOR FUNDS & PROCUREMENT CARD HUB PURCHASES, TC=TERM CONTRACT, I= INTER GOVERNMENTAL



TEXAS HISTORICALLY UNDERUTILIZED BUSINESS (HUB) SEMI-ANNUAL REPORT RECEIVED FOR FISCAL YEAR 2023

SECTION VII - STATE AGENCY EXPENDITURE DATA

FUND TYPE	TOTAL EXPENDITURE	TOTAL SPENT WITH HUBS AMOUNT / %	BLACK AMOUNT / %	HISPANIC AMOUNT / %	WOMAN AMOUNT / %	ASIAN PACIFIC AMOUNT / %	NATIVE AMERICAN AMOUNT / %	SERVICE-DISABLED VETERAN AMOUNT / %
<b>764 - TEXAS A&amp;M UNIVERSITY-TEXARKANA - PROFESSIONAL SERVICES UNADJUSTED GOAL IS 23.7%</b>								
T	0	0 / 0%	0 / 0%	0 / 0%	0 / 0%	0 / 0%	0 / 0%	0 / 0%
N	\$2,678	0 / 0%	0 / 0%	0 / 0%	0 / 0%	0 / 0%	0 / 0%	0 / 0%
S	***	0 / 0%	0 / 0%	0 / 0%	0 / 0%	0 / 0%	0 / 0%	0 / 0%
-TC	0	0 / 0%	0 / 0%	0 / 0%	0 / 0%	0 / 0%	0 / 0%	0 / 0%
-I	0	0 / 0%	0 / 0%	0 / 0%	0 / 0%	0 / 0%	0 / 0%	0 / 0%
	<b>\$2,678</b>	<b>0 / 0%</b>	<b>0 / 0%</b>	<b>0 / 0%</b>	<b>0 / 0%</b>	<b>0 / 0%</b>	<b>0 / 0%</b>	<b>0 / 0%</b>
<b>764 - TEXAS A&amp;M UNIVERSITY-TEXARKANA - OTHER SERVICES UNADJUSTED GOAL IS 26%</b>								
T	\$157,082	\$945 / 0.60%	0 / 0%	0 / 0%	\$945 / 0.60%	0 / 0%	0 / 0%	0 / 0%
N	\$2,496,518	\$19,410 / 0.78%	0 / 0%	0 / 0%	\$19,410 / 0.78%	0 / 0%	0 / 0%	0 / 0%
S	***	0 / 0%	0 / 0%	0 / 0%	0 / 0%	0 / 0%	0 / 0%	0 / 0%
-TC	0	0 / 0%	0 / 0%	0 / 0%	0 / 0%	0 / 0%	0 / 0%	0 / 0%
-I	0	0 / 0%	0 / 0%	0 / 0%	0 / 0%	0 / 0%	0 / 0%	0 / 0%
	<b>\$2,653,600</b>	<b>\$20,355 / 1.38%</b>	<b>0 / 0%</b>	<b>0 / 0%</b>	<b>\$20,355 / 1.38%</b>	<b>0 / 0%</b>	<b>0 / 0%</b>	<b>0 / 0%</b>
<b>764 - TEXAS A&amp;M UNIVERSITY-TEXARKANA - COMMODITY PURCHASING UNADJUSTED GOAL IS 21.1%</b>								
T	\$402,985	\$62,649 / 15.55%	\$5,314 / 1.32%	0 / 0%	\$57,335 / 14.23%	0 / 0%	0 / 0%	0 / 0%
N	\$991,984	\$131,331 / 13.24%	\$82,259 / 8.29%	\$18,794 / 1.89%	\$32,411 / 3.27%	-\$2,131 / -0.21%	0 / 0%	0 / 0%
S	***	0 / 0%	0 / 0%	0 / 0%	0 / 0%	0 / 0%	0 / 0%	0 / 0%
-TC	0	0 / 0%	0 / 0%	0 / 0%	0 / 0%	0 / 0%	0 / 0%	0 / 0%
-I	0	0 / 0%	0 / 0%	0 / 0%	0 / 0%	0 / 0%	0 / 0%	0 / 0%
	<b>\$1,394,969</b>	<b>\$193,980 / 28.79%</b>	<b>\$87,573 / 9.61%</b>	<b>\$18,794 / 1.89%</b>	<b>\$89,745 / 17.49%</b>	<b>-\$2,131 / -0.21%</b>	<b>0 / 0%</b>	<b>0 / 0%</b>

\*\*\* DOLLARS REPORTED BUT NOT SHOWN IN THESE COLUMNS. T=TREASURY, N=NON-TREASURY, S=SUBCONTRACTOR FUNDS & PROCUREMENT CARD HUB PURCHASES, TC=TERM CONTRACT, I= INTER GOVERNMENT



TEXAS HISTORICALLY UNDERUTILIZED BUSINESS (HUB) SEMI-ANNUAL REPORT RECEIVED FOR FISCAL YEAR 2023

SECTION VII - STATE AGENCY EXPENDITURE DATA

FUND TYPE	TOTAL EXPENDITURE	TOTAL SPENT WITH HUBS AMOUNT / %	BLACK AMOUNT / %	HISPANIC AMOUNT / %	WOMAN AMOUNT / %	ASIAN PACIFIC AMOUNT / %	NATIVE AMERICAN AMOUNT / %	SERVICE-DISABLED VETERAN AMOUNT / %
<b>764 - TEXAS A&amp;M UNIVERSITY-TEXARKANA - Statewide Grand Total Expenditures</b>								
T	\$567,796	\$63,594 / 11.20%	\$5,314 / 0.94%	0 / 0%	\$58,280 / 10.26%	0 / 0%	0 / 0%	0 / 0%
N	\$3,818,671	\$150,741 / 3.95%	\$82,259 / 2.15%	\$18,794 / 0.49%	\$51,820 / 1.36%	-\$2,131 / -0.06%	0 / 0%	0 / 0%
S	***	0 / 0%	0 / 0%	0 / 0%	0 / 0%	0 / 0%	0 / 0%	0 / 0%
-TC	0	0 / 0%	0 / 0%	0 / 0%	0 / 0%	0 / 0%	0 / 0%	0 / 0%
-I	0	0 / 0%	0 / 0%	0 / 0%	0 / 0%	0 / 0%	0 / 0%	0 / 0%
	<b>\$4,386,468</b>	<b>\$214,335 / 15.15%</b>	<b>\$87,573 / 3.09%</b>	<b>\$18,794 / 0.49%</b>	<b>\$110,100 / 11.62%</b>	<b>-\$2,131 / -0.06%</b>	<b>0 / 0%</b>	<b>0 / 0%</b>

\*\*\* DOLLARS REPORTED BUT NOT SHOWN IN THESE COLUMNS. T=TREASURY, N=NON-TREASURY, S=SUBCONTRACTOR FUNDS & PROCUREMENT CARD HUB PURCHASES, TC=TERM CONTRACT, I= INTER GOVERNMENTAL



TEXAS HISTORICALLY UNDERUTILIZED BUSINESS (HUB) SEMI-ANNUAL REPORT RECEIVED FOR FISCAL YEAR 2023

SECTION VII - STATE AGENCY EXPENDITURE DATA

FUND TYPE	TOTAL EXPENDITURE	TOTAL SPENT WITH HUBS AMOUNT / %	BLACK AMOUNT / %	HISPANIC AMOUNT / %	WOMAN AMOUNT / %	ASIAN PACIFIC AMOUNT / %	NATIVE AMERICAN AMOUNT / %	SERVICE-DISABLED VETERAN AMOUNT / %
<b>765 - UNIVERSITY OF HOUSTON-VICTORIA - HEAVY CONSTRUCTION UNADJUSTED GOAL IS 11.2%</b>								
T	0	0 / 0%	0 / 0%	0 / 0%	0 / 0%	0 / 0%	0 / 0%	0 / 0%
N	0	0 / 0%	0 / 0%	0 / 0%	0 / 0%	0 / 0%	0 / 0%	0 / 0%
S	***	0 / 0%	0 / 0%	0 / 0%	0 / 0%	0 / 0%	0 / 0%	0 / 0%
-TC	0	0 / 0%	0 / 0%	0 / 0%	0 / 0%	0 / 0%	0 / 0%	0 / 0%
-I	0	0 / 0%	0 / 0%	0 / 0%	0 / 0%	0 / 0%	0 / 0%	0 / 0%
	<b>0</b>	<b>0 / 0%</b>	<b>0 / 0%</b>	<b>0 / 0%</b>	<b>0 / 0%</b>	<b>0 / 0%</b>	<b>0 / 0%</b>	<b>0 / 0%</b>

<b>765 - UNIVERSITY OF HOUSTON-VICTORIA - BUILDING CONSTRUCTION UNADJUSTED GOAL IS 21.1%</b>								
T	0	0 / 0%	0 / 0%	0 / 0%	0 / 0%	0 / 0%	0 / 0%	0 / 0%
N	\$1,044,735	\$20,678 / 1.98%	0 / 0%	\$20,678 / 1.98%	0 / 0%	0 / 0%	0 / 0%	0 / 0%
S	***	\$46,100 / 4.41%	0 / 0%	\$13,440 / 1.29%	\$32,660 / 3.13%	0 / 0%	0 / 0%	0 / 0%
-TC	0	0 / 0%	0 / 0%	0 / 0%	0 / 0%	0 / 0%	0 / 0%	0 / 0%
-I	0	0 / 0%	0 / 0%	0 / 0%	0 / 0%	0 / 0%	0 / 0%	0 / 0%
	<b>\$1,044,735</b>	<b>\$66,778 / 6.39%</b>	<b>0 / 0%</b>	<b>\$34,118 / 3.27%</b>	<b>\$32,660 / 3.13%</b>	<b>0 / 0%</b>	<b>0 / 0%</b>	<b>0 / 0%</b>

<b>765 - UNIVERSITY OF HOUSTON-VICTORIA - SPECIAL TRADE UNADJUSTED GOAL IS 32.9%</b>								
T	\$440,841	0 / 0%	0 / 0%	0 / 0%	0 / 0%	0 / 0%	0 / 0%	0 / 0%
N	\$1,192,178	\$61,435 / 5.15%	0 / 0%	0 / 0%	\$61,435 / 5.15%	0 / 0%	0 / 0%	0 / 0%
S	***	0 / 0%	0 / 0%	0 / 0%	0 / 0%	0 / 0%	0 / 0%	0 / 0%
-TC	0	0 / 0%	0 / 0%	0 / 0%	0 / 0%	0 / 0%	0 / 0%	0 / 0%
-I	0	0 / 0%	0 / 0%	0 / 0%	0 / 0%	0 / 0%	0 / 0%	0 / 0%
	<b>\$1,633,019</b>	<b>\$61,435 / 5.15%</b>	<b>0 / 0%</b>	<b>0 / 0%</b>	<b>\$61,435 / 5.15%</b>	<b>0 / 0%</b>	<b>0 / 0%</b>	<b>0 / 0%</b>

\*\*\* DOLLARS REPORTED BUT NOT SHOWN IN THESE COLUMNS. T=TREASURY, N=NON-TREASURY, S=SUBCONTRACTOR FUNDS & PROCUREMENT CARD HUB PURCHASES, TC=TERM CONTRACT, I= INTER GOVERNMENT



TEXAS HISTORICALLY UNDERUTILIZED BUSINESS (HUB) SEMI-ANNUAL REPORT RECEIVED FOR FISCAL YEAR 2023

SECTION VII - STATE AGENCY EXPENDITURE DATA

FUND TYPE	TOTAL EXPENDITURE	TOTAL SPENT WITH HUBS AMOUNT / %	BLACK AMOUNT / %	HISPANIC AMOUNT / %	WOMAN AMOUNT / %	ASIAN PACIFIC AMOUNT / %	NATIVE AMERICAN AMOUNT / %	SERVICE-DISABLED VETERAN AMOUNT / %
-----------	-------------------	----------------------------------	------------------	---------------------	------------------	--------------------------	----------------------------	-------------------------------------

765 - UNIVERSITY OF HOUSTON-VICTORIA - PROFESSIONAL SERVICES UNADJUSTED GOAL IS 23.7%

T	0	0 / 0%	0 / 0%	0 / 0%	0 / 0%	0 / 0%	0 / 0%	0 / 0%
N	\$12,750	0 / 0%	0 / 0%	0 / 0%	0 / 0%	0 / 0%	0 / 0%	0 / 0%
S	***	0 / 0%	0 / 0%	0 / 0%	0 / 0%	0 / 0%	0 / 0%	0 / 0%
-TC	0	0 / 0%	0 / 0%	0 / 0%	0 / 0%	0 / 0%	0 / 0%	0 / 0%
-I	0	0 / 0%	0 / 0%	0 / 0%	0 / 0%	0 / 0%	0 / 0%	0 / 0%
	<b>\$12,750</b>	<b>0 / 0%</b>	<b>0 / 0%</b>	<b>0 / 0%</b>	<b>0 / 0%</b>	<b>0 / 0%</b>	<b>0 / 0%</b>	<b>0 / 0%</b>

765 - UNIVERSITY OF HOUSTON-VICTORIA - OTHER SERVICES UNADJUSTED GOAL IS 26%

T	\$330,514	\$954 / 0.29%	\$396 / 0.12%	0 / 0%	0 / 0%	\$558 / 0.17%	0 / 0%	0 / 0%
N	\$1,346,757	\$431,942 / 32.07%	\$46,640 / 3.46%	\$42,509 / 3.16%	\$328,865 / 24.42%	\$13,928 / 1.03%	0 / 0%	0 / 0%
S	***	\$12,745 / 14.44%	0 / 0%	\$11,474 / 13.00%	\$1,271 / 1.44%	0 / 0%	0 / 0%	0 / 0%
-TC	0	0 / 0%	0 / 0%	0 / 0%	0 / 0%	0 / 0%	0 / 0%	0 / 0%
-I	0	0 / 0%	0 / 0%	0 / 0%	0 / 0%	0 / 0%	0 / 0%	0 / 0%
	<b>\$1,677,271</b>	<b>\$445,641 / 46.80%</b>	<b>\$47,036 / 3.58%</b>	<b>\$53,982 / 16.16%</b>	<b>\$330,137 / 25.86%</b>	<b>\$14,486 / 1.20%</b>	<b>0 / 0%</b>	<b>0 / 0%</b>

765 - UNIVERSITY OF HOUSTON-VICTORIA - COMMODITY PURCHASING UNADJUSTED GOAL IS 21.1%

T	\$845,342	\$369,462 / 43.71%	\$330,970 / 39.15%	0 / 0%	\$34,755 / 4.11%	\$3,737 / 0.44%	0 / 0%	0 / 0%
N	\$743,753	\$69,350 / 9.32%	\$44,494 / 5.98%	\$5,998 / 0.81%	\$15,928 / 2.14%	\$2,929 / 0.39%	0 / 0%	0 / 0%
S	***	\$31,935 / 6.27%	0 / 0%	\$5,567 / 1.09%	\$26,368 / 5.18%	0 / 0%	0 / 0%	0 / 0%
-TC	0	0 / 0%	0 / 0%	0 / 0%	0 / 0%	0 / 0%	0 / 0%	0 / 0%
-I	0	0 / 0%	0 / 0%	0 / 0%	0 / 0%	0 / 0%	0 / 0%	0 / 0%
	<b>\$1,589,094</b>	<b>\$470,746 / 59.30%</b>	<b>\$375,464 / 45.13%</b>	<b>\$11,565 / 1.90%</b>	<b>\$77,051 / 11.43%</b>	<b>\$6,666 / 0.84%</b>	<b>0 / 0%</b>	<b>0 / 0%</b>

\*\*\* DOLLARS REPORTED BUT NOT SHOWN IN THESE COLUMNS. T=TREASURY, N=NON-TREASURY, S=SUBCONTRACTOR FUNDS & PROCUREMENT CARD HUB PURCHASES, TC=TERM CONTRACT, I= INTER GOVERNMENT





TEXAS HISTORICALLY UNDERUTILIZED BUSINESS (HUB) SEMI-ANNUAL REPORT RECEIVED FOR FISCAL YEAR 2023

SECTION VII - STATE AGENCY EXPENDITURE DATA

FUND TYPE	TOTAL EXPENDITURE	TOTAL SPENT WITH HUBS AMOUNT / %	BLACK AMOUNT / %	HISPANIC AMOUNT / %	WOMAN AMOUNT / %	ASIAN PACIFIC AMOUNT / %	NATIVE AMERICAN AMOUNT / %	SERVICE-DISABLED VETERAN AMOUNT / %
<b>765 - UNIVERSITY OF HOUSTON-VICTORIA - Statewide Grand Total Expenditures</b>								
T	\$1,616,697	\$370,416 / 22.91%	\$331,366 / 20.50%	0 / 0%	\$34,755 / 2.15%	\$4,295 / 0.27%	0 / 0%	0 / 0%
N	\$4,340,172	\$583,405 / 13.44%	\$91,134 / 2.10%	\$69,185 / 1.59%	\$406,228 / 9.36%	\$16,857 / 0.39%	0 / 0%	0 / 0%
S	***	\$90,780 / 5.53%	0 / 0%	\$30,481 / 1.86%	\$60,300 / 3.67%	0 / 0%	0 / 0%	0 / 0%
-TC	0	0 / 0%	0 / 0%	0 / 0%	0 / 0%	0 / 0%	0 / 0%	0 / 0%
-I	0	0 / 0%	0 / 0%	0 / 0%	0 / 0%	0 / 0%	0 / 0%	0 / 0%
	<b>\$5,956,869</b>	<b>\$1,044,601 / 41.88%</b>	<b>\$422,501 / 22.60%</b>	<b>\$99,666 / 3.45%</b>	<b>\$501,282 / 15.18%</b>	<b>\$21,152 / 0.65%</b>	<b>0 / 0%</b>	<b>0 / 0%</b>

\*\*\* DOLLARS REPORTED BUT NOT SHOWN IN THESE COLUMNS. T=TREASURY, N=NON-TREASURY, S=SUBCONTRACTOR FUNDS & PROCUREMENT CARD HUB PURCHASES, TC=TERM CONTRACT, I= INTER GOVERNMENTAL



TEXAS HISTORICALLY UNDERUTILIZED BUSINESS (HUB) SEMI-ANNUAL REPORT RECEIVED FOR FISCAL YEAR 2023

SECTION VII - STATE AGENCY EXPENDITURE DATA

FUND TYPE	TOTAL EXPENDITURE	TOTAL SPENT WITH HUBS AMOUNT / %	BLACK AMOUNT / %	HISPANIC AMOUNT / %	WOMAN AMOUNT / %	ASIAN PACIFIC AMOUNT / %	NATIVE AMERICAN AMOUNT / %	SERVICE-DISABLED VETERAN AMOUNT / %
-----------	-------------------	----------------------------------	------------------	---------------------	------------------	--------------------------	----------------------------	-------------------------------------

768 - TEXAS TECH UNIV SYSTEM - HEAVY CONSTRUCTION UNADJUSTED GOAL IS 11.2%

T	0	0 / 0%	0 / 0%	0 / 0%	0 / 0%	0 / 0%	0 / 0%	0 / 0%
N	0	0 / 0%	0 / 0%	0 / 0%	0 / 0%	0 / 0%	0 / 0%	0 / 0%
S	***	0 / 0%	0 / 0%	0 / 0%	0 / 0%	0 / 0%	0 / 0%	0 / 0%
-TC	0	0 / 0%	0 / 0%	0 / 0%	0 / 0%	0 / 0%	0 / 0%	0 / 0%
-I	0	0 / 0%	0 / 0%	0 / 0%	0 / 0%	0 / 0%	0 / 0%	0 / 0%
	<b>0</b>	<b>0 / 0%</b>	<b>0 / 0%</b>	<b>0 / 0%</b>	<b>0 / 0%</b>	<b>0 / 0%</b>	<b>0 / 0%</b>	<b>0 / 0%</b>

768 - TEXAS TECH UNIV SYSTEM - BUILDING CONSTRUCTION UNADJUSTED GOAL IS 21.1%

T	0	0 / 0%	0 / 0%	0 / 0%	0 / 0%	0 / 0%	0 / 0%	0 / 0%
N	0	0 / 0%	0 / 0%	0 / 0%	0 / 0%	0 / 0%	0 / 0%	0 / 0%
S	***	0 / 0%	0 / 0%	0 / 0%	0 / 0%	0 / 0%	0 / 0%	0 / 0%
-TC	0	0 / 0%	0 / 0%	0 / 0%	0 / 0%	0 / 0%	0 / 0%	0 / 0%
-I	0	0 / 0%	0 / 0%	0 / 0%	0 / 0%	0 / 0%	0 / 0%	0 / 0%
	<b>0</b>	<b>0 / 0%</b>	<b>0 / 0%</b>	<b>0 / 0%</b>	<b>0 / 0%</b>	<b>0 / 0%</b>	<b>0 / 0%</b>	<b>0 / 0%</b>

768 - TEXAS TECH UNIV SYSTEM - SPECIAL TRADE UNADJUSTED GOAL IS 32.9%

T	0	0 / 0%	0 / 0%	0 / 0%	0 / 0%	0 / 0%	0 / 0%	0 / 0%
N	\$254,254	0 / 0%	0 / 0%	0 / 0%	0 / 0%	0 / 0%	0 / 0%	0 / 0%
S	***	0 / 0%	0 / 0%	0 / 0%	0 / 0%	0 / 0%	0 / 0%	0 / 0%
-TC	0	0 / 0%	0 / 0%	0 / 0%	0 / 0%	0 / 0%	0 / 0%	0 / 0%
-I	0	0 / 0%	0 / 0%	0 / 0%	0 / 0%	0 / 0%	0 / 0%	0 / 0%
	<b>\$254,254</b>	<b>0 / 0%</b>	<b>0 / 0%</b>	<b>0 / 0%</b>	<b>0 / 0%</b>	<b>0 / 0%</b>	<b>0 / 0%</b>	<b>0 / 0%</b>

\*\*\* DOLLARS REPORTED BUT NOT SHOWN IN THESE COLUMNS. T=TREASURY, N=NON-TREASURY, S=SUBCONTRACTOR FUNDS & PROCUREMENT CARD HUB PURCHASES, TC=TERM CONTRACT, I= INTER GOVERNMENTAL



TEXAS HISTORICALLY UNDERUTILIZED BUSINESS (HUB) SEMI-ANNUAL REPORT RECEIVED FOR FISCAL YEAR 2023

SECTION VII - STATE AGENCY EXPENDITURE DATA

FUND TYPE	TOTAL EXPENDITURE	TOTAL SPENT WITH HUBS AMOUNT / %	BLACK AMOUNT / %	HISPANIC AMOUNT / %	WOMAN AMOUNT / %	ASIAN PACIFIC AMOUNT / %	NATIVE AMERICAN AMOUNT / %	SERVICE-DISABLED VETERAN AMOUNT / %
-----------	-------------------	----------------------------------	------------------	---------------------	------------------	--------------------------	----------------------------	-------------------------------------

768 - TEXAS TECH UNIV SYSTEM - PROFESSIONAL SERVICES UNADJUSTED GOAL IS 23.7%

T	0	0 / 0%	0 / 0%	0 / 0%	0 / 0%	0 / 0%	0 / 0%	0 / 0%
N	\$40,316	0 / 0%	0 / 0%	0 / 0%	0 / 0%	0 / 0%	0 / 0%	0 / 0%
S	***	0 / 0%	0 / 0%	0 / 0%	0 / 0%	0 / 0%	0 / 0%	0 / 0%
-TC	0	0 / 0%	0 / 0%	0 / 0%	0 / 0%	0 / 0%	0 / 0%	0 / 0%
-I	0	0 / 0%	0 / 0%	0 / 0%	0 / 0%	0 / 0%	0 / 0%	0 / 0%
	<b>\$40,316</b>	<b>0 / 0%</b>	<b>0 / 0%</b>	<b>0 / 0%</b>	<b>0 / 0%</b>	<b>0 / 0%</b>	<b>0 / 0%</b>	<b>0 / 0%</b>

768 - TEXAS TECH UNIV SYSTEM - OTHER SERVICES UNADJUSTED GOAL IS 26%

T	0	0 / 0%	0 / 0%	0 / 0%	0 / 0%	0 / 0%	0 / 0%	0 / 0%
N	\$7,510,354	\$481,229 / 6.41%	\$302,455 / 4.03%	\$5,627 / 0.07%	\$13,777 / 0.18%	\$159,370 / 2.12%	0 / 0%	0 / 0%
S	***	0 / 0%	0 / 0%	0 / 0%	0 / 0%	0 / 0%	0 / 0%	0 / 0%
-TC	0	0 / 0%	0 / 0%	0 / 0%	0 / 0%	0 / 0%	0 / 0%	0 / 0%
-I	0	0 / 0%	0 / 0%	0 / 0%	0 / 0%	0 / 0%	0 / 0%	0 / 0%
	<b>\$7,510,354</b>	<b>\$481,229 / 6.41%</b>	<b>\$302,455 / 4.03%</b>	<b>\$5,627 / 0.07%</b>	<b>\$13,777 / 0.18%</b>	<b>\$159,370 / 2.12%</b>	<b>0 / 0%</b>	<b>0 / 0%</b>

768 - TEXAS TECH UNIV SYSTEM - COMMODITY PURCHASING UNADJUSTED GOAL IS 21.1%

T	0	0 / 0%	0 / 0%	0 / 0%	0 / 0%	0 / 0%	0 / 0%	0 / 0%
N	\$1,014,710	\$92,208 / 9.09%	\$83,132 / 8.19%	\$367 / 0.04%	\$5,325 / 0.52%	\$3,384 / 0.33%	0 / 0%	0 / 0%
S	***	0 / 0%	0 / 0%	0 / 0%	0 / 0%	0 / 0%	0 / 0%	0 / 0%
-TC	0	0 / 0%	0 / 0%	0 / 0%	0 / 0%	0 / 0%	0 / 0%	0 / 0%
-I	0	0 / 0%	0 / 0%	0 / 0%	0 / 0%	0 / 0%	0 / 0%	0 / 0%
	<b>\$1,014,710</b>	<b>\$92,208 / 9.09%</b>	<b>\$83,132 / 8.19%</b>	<b>\$367 / 0.04%</b>	<b>\$5,325 / 0.52%</b>	<b>\$3,384 / 0.33%</b>	<b>0 / 0%</b>	<b>0 / 0%</b>

\*\*\* DOLLARS REPORTED BUT NOT SHOWN IN THESE COLUMNS. T=TREASURY, N=NON-TREASURY, S=SUBCONTRACTOR FUNDS & PROCUREMENT CARD HUB PURCHASES, TC=TERM CONTRACT, I= INTER GOVERNMENTAL



TEXAS HISTORICALLY UNDERUTILIZED BUSINESS (HUB) SEMI-ANNUAL REPORT RECEIVED FOR FISCAL YEAR 2023

SECTION VII - STATE AGENCY EXPENDITURE DATA

FUND TYPE	TOTAL EXPENDITURE	TOTAL SPENT WITH HUBS AMOUNT / %	BLACK AMOUNT / %	HISPANIC AMOUNT / %	WOMAN AMOUNT / %	ASIAN PACIFIC AMOUNT / %	NATIVE AMERICAN AMOUNT / %	SERVICE-DISABLED VETERAN AMOUNT / %
<b>768 - TEXAS TECH UNIV SYSTEM - Statewide Grand Total Expenditures</b>								
T	0	0 / 0%	0 / 0%	0 / 0%	0 / 0%	0 / 0%	0 / 0%	0 / 0%
N	\$8,819,634	\$573,437 / 6.50%	\$385,587 / 4.37%	\$5,994 / 0.07%	\$19,101 / 0.22%	\$162,754 / 1.85%	0 / 0%	0 / 0%
S	***	0 / 0%	0 / 0%	0 / 0%	0 / 0%	0 / 0%	0 / 0%	0 / 0%
-TC	0	0 / 0%	0 / 0%	0 / 0%	0 / 0%	0 / 0%	0 / 0%	0 / 0%
-I	0	0 / 0%	0 / 0%	0 / 0%	0 / 0%	0 / 0%	0 / 0%	0 / 0%
	<b>\$8,819,634</b>	<b>\$573,437 / 6.50%</b>	<b>\$385,587 / 4.37%</b>	<b>\$5,994 / 0.07%</b>	<b>\$19,101 / 0.22%</b>	<b>\$162,754 / 1.85%</b>	<b>0 / 0%</b>	<b>0 / 0%</b>

\*\*\* DOLLARS REPORTED BUT NOT SHOWN IN THESE COLUMNS. T=TREASURY, N=NON-TREASURY, S=SUBCONTRACTOR FUNDS & PROCUREMENT CARD HUB PURCHASES, TC=TERM CONTRACT, I= INTER GOVERNMENTAL



TEXAS HISTORICALLY UNDERUTILIZED BUSINESS (HUB) SEMI-ANNUAL REPORT RECEIVED FOR FISCAL YEAR 2023

SECTION VII - STATE AGENCY EXPENDITURE DATA

FUND TYPE	TOTAL EXPENDITURE	TOTAL SPENT WITH HUBS AMOUNT / %	BLACK AMOUNT / %	HISPANIC AMOUNT / %	WOMAN AMOUNT / %	ASIAN PACIFIC AMOUNT / %	NATIVE AMERICAN AMOUNT / %	SERVICE-DISABLED VETERAN AMOUNT / %
-----------	-------------------	----------------------------------	------------------	---------------------	------------------	--------------------------	----------------------------	-------------------------------------

769 - UNIVERSITY OF NORTH TEXAS SYSTEM - HEAVY CONSTRUCTION UNADJUSTED GOAL IS 11.2%

T	0	0 / 0%	0 / 0%	0 / 0%	0 / 0%	0 / 0%	0 / 0%	0 / 0%
N	0	0 / 0%	0 / 0%	0 / 0%	0 / 0%	0 / 0%	0 / 0%	0 / 0%
S	***	0 / 0%	0 / 0%	0 / 0%	0 / 0%	0 / 0%	0 / 0%	0 / 0%
-TC	0	0 / 0%	0 / 0%	0 / 0%	0 / 0%	0 / 0%	0 / 0%	0 / 0%
-I	0	0 / 0%	0 / 0%	0 / 0%	0 / 0%	0 / 0%	0 / 0%	0 / 0%
	<b>0</b>	<b>0 / 0%</b>	<b>0 / 0%</b>	<b>0 / 0%</b>	<b>0 / 0%</b>	<b>0 / 0%</b>	<b>0 / 0%</b>	<b>0 / 0%</b>

769 - UNIVERSITY OF NORTH TEXAS SYSTEM - BUILDING CONSTRUCTION UNADJUSTED GOAL IS 21.1%

T	0	0 / 0%	0 / 0%	0 / 0%	0 / 0%	0 / 0%	0 / 0%	0 / 0%
N	\$15,089,603	\$96,816 / 0.64%	\$91,190 / 0.60%	\$946 / 0.01%	\$4,680 / 0.03%	0 / 0%	0 / 0%	0 / 0%
S	***	\$2,114,812 / 14.02%	\$16,509 / 0.11%	\$1,293,773 / 8.57%	\$378,615 / 2.51%	\$425,916 / 2.82%	0 / 0%	0 / 0%
-TC	0	0 / 0%	0 / 0%	0 / 0%	0 / 0%	0 / 0%	0 / 0%	0 / 0%
-I	0	0 / 0%	0 / 0%	0 / 0%	0 / 0%	0 / 0%	0 / 0%	0 / 0%
	<b>\$15,089,603</b>	<b>\$2,211,628 / 14.66%</b>	<b>\$107,699 / 0.71%</b>	<b>\$1,294,719 / 8.58%</b>	<b>\$383,295 / 2.54%</b>	<b>\$425,916 / 2.82%</b>	<b>0 / 0%</b>	<b>0 / 0%</b>

769 - UNIVERSITY OF NORTH TEXAS SYSTEM - SPECIAL TRADE UNADJUSTED GOAL IS 32.9%

T	0	0 / 0%	0 / 0%	0 / 0%	0 / 0%	0 / 0%	0 / 0%	0 / 0%
N	\$82,447	0 / 0%	0 / 0%	0 / 0%	0 / 0%	0 / 0%	0 / 0%	0 / 0%
S	***	0 / 0%	0 / 0%	0 / 0%	0 / 0%	0 / 0%	0 / 0%	0 / 0%
-TC	0	0 / 0%	0 / 0%	0 / 0%	0 / 0%	0 / 0%	0 / 0%	0 / 0%
-I	0	0 / 0%	0 / 0%	0 / 0%	0 / 0%	0 / 0%	0 / 0%	0 / 0%
	<b>\$82,447</b>	<b>0 / 0%</b>	<b>0 / 0%</b>	<b>0 / 0%</b>	<b>0 / 0%</b>	<b>0 / 0%</b>	<b>0 / 0%</b>	<b>0 / 0%</b>

\*\*\* DOLLARS REPORTED BUT NOT SHOWN IN THESE COLUMNS. T=TREASURY, N=NON-TREASURY, S=SUBCONTRACTOR FUNDS & PROCUREMENT CARD HUB PURCHASES, TC=TERM CONTRACT, I= INTER GOVERNMENT



TEXAS HISTORICALLY UNDERUTILIZED BUSINESS (HUB) SEMI-ANNUAL REPORT RECEIVED FOR FISCAL YEAR 2023

SECTION VII - STATE AGENCY EXPENDITURE DATA

FUND TYPE	TOTAL EXPENDITURE	TOTAL SPENT WITH HUBS AMOUNT / %	BLACK AMOUNT / %	HISPANIC AMOUNT / %	WOMAN AMOUNT / %	ASIAN PACIFIC AMOUNT / %	NATIVE AMERICAN AMOUNT / %	SERVICE-DISABLED VETERAN AMOUNT / %
<b>769 - UNIVERSITY OF NORTH TEXAS SYSTEM - PROFESSIONAL SERVICES UNADJUSTED GOAL IS 23.7%</b>								
T	0	0 / 0%	0 / 0%	0 / 0%	0 / 0%	0 / 0%	0 / 0%	0 / 0%
N	\$1,326,517	0 / 0%	0 / 0%	0 / 0%	0 / 0%	0 / 0%	0 / 0%	0 / 0%
S	***	\$10,753 / 0.81%	\$4,140 / 0.31%	\$650 / 0.05%	\$5,363 / 0.41%	\$600 / 0.05%	0 / 0%	0 / 0%
-TC	0	0 / 0%	0 / 0%	0 / 0%	0 / 0%	0 / 0%	0 / 0%	0 / 0%
-I	0	0 / 0%	0 / 0%	0 / 0%	0 / 0%	0 / 0%	0 / 0%	0 / 0%
	<b>\$1,326,517</b>	<b>\$10,753 / 0.81%</b>	<b>\$4,140 / 0.31%</b>	<b>\$650 / 0.05%</b>	<b>\$5,363 / 0.41%</b>	<b>\$600 / 0.05%</b>	<b>0 / 0%</b>	<b>0 / 0%</b>

<b>769 - UNIVERSITY OF NORTH TEXAS SYSTEM - OTHER SERVICES UNADJUSTED GOAL IS 26%</b>								
T	0	0 / 0%	0 / 0%	0 / 0%	0 / 0%	0 / 0%	0 / 0%	0 / 0%
N	\$8,413,640	\$801,233 / 9.52%	\$93,693 / 1.11%	\$47,926 / 0.57%	\$295,487 / 3.51%	\$364,128 / 4.33%	0 / 0%	0 / 0%
S	***	\$11,055 / 2.89%	\$3,822 / 1.00%	\$5,066 / 1.32%	\$1,987 / 0.52%	\$180 / 0.05%	0 / 0%	0 / 0%
-TC	0	0 / 0%	0 / 0%	0 / 0%	0 / 0%	0 / 0%	0 / 0%	0 / 0%
-I	0	0 / 0%	0 / 0%	0 / 0%	0 / 0%	0 / 0%	0 / 0%	0 / 0%
	<b>\$8,413,640</b>	<b>\$812,288 / 12.41%</b>	<b>\$97,515 / 2.11%</b>	<b>\$52,992 / 1.89%</b>	<b>\$297,473 / 4.03%</b>	<b>\$364,308 / 4.37%</b>	<b>0 / 0%</b>	<b>0 / 0%</b>

<b>769 - UNIVERSITY OF NORTH TEXAS SYSTEM - COMMODITY PURCHASING UNADJUSTED GOAL IS 21.1%</b>								
T	0	0 / 0%	0 / 0%	0 / 0%	0 / 0%	0 / 0%	0 / 0%	0 / 0%
N	\$4,297,711	\$2,435,949 / 56.68%	\$32,135 / 0.75%	\$151,540 / 3.53%	\$1,923,256 / 44.75%	\$329,018 / 7.66%	0 / 0%	0 / 0%
S	***	\$9,348 / 5.58%	\$2,876 / 1.72%	\$4,472 / 2.67%	\$1,999 / 1.19%	0 / 0%	0 / 0%	0 / 0%
-TC	0	0 / 0%	0 / 0%	0 / 0%	0 / 0%	0 / 0%	0 / 0%	0 / 0%
-I	0	0 / 0%	0 / 0%	0 / 0%	0 / 0%	0 / 0%	0 / 0%	0 / 0%
	<b>\$4,297,711</b>	<b>\$2,445,297 / 62.26%</b>	<b>\$35,011 / 2.46%</b>	<b>\$156,013 / 6.19%</b>	<b>\$1,925,255 / 45.94%</b>	<b>\$329,018 / 7.66%</b>	<b>0 / 0%</b>	<b>0 / 0%</b>

\*\*\* DOLLARS REPORTED BUT NOT SHOWN IN THESE COLUMNS. T=TREASURY, N=NON-TREASURY, S=SUBCONTRACTOR FUNDS & PROCUREMENT CARD HUB PURCHASES, TC=TERM CONTRACT, I= INTER GOVERNMENT



TEXAS HISTORICALLY UNDERUTILIZED BUSINESS (HUB) SEMI-ANNUAL REPORT RECEIVED FOR FISCAL YEAR 2023

SECTION VII - STATE AGENCY EXPENDITURE DATA

FUND TYPE	TOTAL EXPENDITURE	TOTAL SPENT WITH HUBS AMOUNT / %	BLACK AMOUNT / %	HISPANIC AMOUNT / %	WOMAN AMOUNT / %	ASIAN PACIFIC AMOUNT / %	NATIVE AMERICAN AMOUNT / %	SERVICE-DISABLED VETERAN AMOUNT / %
<b>769 - UNIVERSITY OF NORTH TEXAS SYSTEM - Statewide Grand Total Expenditures</b>								
T	0	0 / 0%	0 / 0%	0 / 0%	0 / 0%	0 / 0%	0 / 0%	0 / 0%
N	\$29,209,918	\$3,333,998 / 11.41%	\$217,018 / 0.74%	\$200,412 / 0.69%	\$2,223,422 / 7.61%	\$693,146 / 2.37%	0 / 0%	0 / 0%
S	***	\$2,145,968 / 12.65%	\$27,347 / 0.16%	\$1,303,961 / 7.69%	\$387,964 / 2.29%	\$426,696 / 2.52%	0 / 0%	0 / 0%
-TC	0	0 / 0%	0 / 0%	0 / 0%	0 / 0%	0 / 0%	0 / 0%	0 / 0%
-I	0	0 / 0%	0 / 0%	0 / 0%	0 / 0%	0 / 0%	0 / 0%	0 / 0%
	<b>\$29,209,918</b>	<b>\$5,479,966 / 24.07%</b>	<b>\$244,365 / 0.90%</b>	<b>\$1,504,373 / 8.37%</b>	<b>\$2,611,386 / 9.90%</b>	<b>\$1,119,842 / 4.89%</b>	<b>0 / 0%</b>	<b>0 / 0%</b>

\*\*\* DOLLARS REPORTED BUT NOT SHOWN IN THESE COLUMNS. T=TREASURY, N=NON-TREASURY, S=SUBCONTRACTOR FUNDS & PROCUREMENT CARD HUB PURCHASES, TC=TERM CONTRACT, I= INTER GOVERNMENTAL



TEXAS HISTORICALLY UNDERUTILIZED BUSINESS (HUB) SEMI-ANNUAL REPORT RECEIVED FOR FISCAL YEAR 2023

SECTION VII - STATE AGENCY EXPENDITURE DATA

FUND TYPE	TOTAL EXPENDITURE	TOTAL SPENT WITH HUBS AMOUNT / %	BLACK AMOUNT / %	HISPANIC AMOUNT / %	WOMAN AMOUNT / %	ASIAN PACIFIC AMOUNT / %	NATIVE AMERICAN AMOUNT / %	SERVICE-DISABLED VETERAN AMOUNT / %
<b>770 - TEXAS A&amp;M UNIVERSITY - CENTRAL TEXAS - HEAVY CONSTRUCTION UNADJUSTED GOAL IS 11.2%</b>								
T	0	0 / 0%	0 / 0%	0 / 0%	0 / 0%	0 / 0%	0 / 0%	0 / 0%
N	0	0 / 0%	0 / 0%	0 / 0%	0 / 0%	0 / 0%	0 / 0%	0 / 0%
S	***	0 / 0%	0 / 0%	0 / 0%	0 / 0%	0 / 0%	0 / 0%	0 / 0%
-TC	0	0 / 0%	0 / 0%	0 / 0%	0 / 0%	0 / 0%	0 / 0%	0 / 0%
-I	0	0 / 0%	0 / 0%	0 / 0%	0 / 0%	0 / 0%	0 / 0%	0 / 0%
	<b>0</b>	<b>0 / 0%</b>	<b>0 / 0%</b>	<b>0 / 0%</b>	<b>0 / 0%</b>	<b>0 / 0%</b>	<b>0 / 0%</b>	<b>0 / 0%</b>

<b>770 - TEXAS A&amp;M UNIVERSITY - CENTRAL TEXAS - BUILDING CONSTRUCTION UNADJUSTED GOAL IS 21.1%</b>								
T	0	0 / 0%	0 / 0%	0 / 0%	0 / 0%	0 / 0%	0 / 0%	0 / 0%
N	\$179,355	0 / 0%	0 / 0%	0 / 0%	0 / 0%	0 / 0%	0 / 0%	0 / 0%
S	***	0 / 0%	0 / 0%	0 / 0%	0 / 0%	0 / 0%	0 / 0%	0 / 0%
-TC	0	0 / 0%	0 / 0%	0 / 0%	0 / 0%	0 / 0%	0 / 0%	0 / 0%
-I	0	0 / 0%	0 / 0%	0 / 0%	0 / 0%	0 / 0%	0 / 0%	0 / 0%
	<b>\$179,355</b>	<b>0 / 0%</b>	<b>0 / 0%</b>	<b>0 / 0%</b>	<b>0 / 0%</b>	<b>0 / 0%</b>	<b>0 / 0%</b>	<b>0 / 0%</b>

<b>770 - TEXAS A&amp;M UNIVERSITY - CENTRAL TEXAS - SPECIAL TRADE UNADJUSTED GOAL IS 32.9%</b>								
T	0	0 / 0%	0 / 0%	0 / 0%	0 / 0%	0 / 0%	0 / 0%	0 / 0%
N	\$616,407	\$7,000 / 1.14%	\$7,000 / 1.14%	0 / 0%	0 / 0%	0 / 0%	0 / 0%	0 / 0%
S	***	\$26,620 / 10.76%	\$26,620 / 10.76%	0 / 0%	0 / 0%	0 / 0%	0 / 0%	0 / 0%
-TC	0	0 / 0%	0 / 0%	0 / 0%	0 / 0%	0 / 0%	0 / 0%	0 / 0%
-I	0	0 / 0%	0 / 0%	0 / 0%	0 / 0%	0 / 0%	0 / 0%	0 / 0%
	<b>\$616,407</b>	<b>\$33,620 / 11.89%</b>	<b>\$33,620 / 11.89%</b>	<b>0 / 0%</b>	<b>0 / 0%</b>	<b>0 / 0%</b>	<b>0 / 0%</b>	<b>0 / 0%</b>

\*\*\* DOLLARS REPORTED BUT NOT SHOWN IN THESE COLUMNS. T=TREASURY, N=NON-TREASURY, S=SUBCONTRACTOR FUNDS & PROCUREMENT CARD HUB PURCHASES, TC=TERM CONTRACT, I= INTER GOVERNMENT





TEXAS HISTORICALLY UNDERUTILIZED BUSINESS (HUB) SEMI-ANNUAL REPORT RECEIVED FOR FISCAL YEAR 2023

SECTION VII - STATE AGENCY EXPENDITURE DATA

FUND TYPE	TOTAL EXPENDITURE	TOTAL SPENT WITH HUBS AMOUNT / %	BLACK AMOUNT / %	HISPANIC AMOUNT / %	WOMAN AMOUNT / %	ASIAN PACIFIC AMOUNT / %	NATIVE AMERICAN AMOUNT / %	SERVICE-DISABLED VETERAN AMOUNT / %
-----------	-------------------	----------------------------------	------------------	---------------------	------------------	--------------------------	----------------------------	-------------------------------------

770 - TEXAS A&M UNIVERSITY - CENTRAL TEXAS - PROFESSIONAL SERVICES UNADJUSTED GOAL IS 23.7%

T	0	0 / 0%	0 / 0%	0 / 0%	0 / 0%	0 / 0%	0 / 0%	0 / 0%
N	0	0 / 0%	0 / 0%	0 / 0%	0 / 0%	0 / 0%	0 / 0%	0 / 0%
S	***	0 / 0%	0 / 0%	0 / 0%	0 / 0%	0 / 0%	0 / 0%	0 / 0%
-TC	0	0 / 0%	0 / 0%	0 / 0%	0 / 0%	0 / 0%	0 / 0%	0 / 0%
-I	0	0 / 0%	0 / 0%	0 / 0%	0 / 0%	0 / 0%	0 / 0%	0 / 0%
	<b>0</b>	<b>0 / 0%</b>	<b>0 / 0%</b>	<b>0 / 0%</b>	<b>0 / 0%</b>	<b>0 / 0%</b>	<b>0 / 0%</b>	<b>0 / 0%</b>

770 - TEXAS A&M UNIVERSITY - CENTRAL TEXAS - OTHER SERVICES UNADJUSTED GOAL IS 26%

T	0	0 / 0%	0 / 0%	0 / 0%	0 / 0%	0 / 0%	0 / 0%	0 / 0%
N	\$2,167,456	\$251,106 / 11.59%	\$884 / 0.04%	\$158,018 / 7.29%	\$86,045 / 3.97%	\$6,160 / 0.28%	0 / 0%	0 / 0%
S	***	\$23,605 / 18.21%	0 / 0%	0 / 0%	\$23,605 / 18.21%	0 / 0%	0 / 0%	0 / 0%
-TC	0	0 / 0%	0 / 0%	0 / 0%	0 / 0%	0 / 0%	0 / 0%	0 / 0%
-I	0	0 / 0%	0 / 0%	0 / 0%	0 / 0%	0 / 0%	0 / 0%	0 / 0%
	<b>\$2,167,456</b>	<b>\$274,712 / 29.80%</b>	<b>\$884 / 0.04%</b>	<b>\$158,018 / 7.29%</b>	<b>\$109,650 / 22.18%</b>	<b>\$6,160 / 0.28%</b>	<b>0 / 0%</b>	<b>0 / 0%</b>

770 - TEXAS A&M UNIVERSITY - CENTRAL TEXAS - COMMODITY PURCHASING UNADJUSTED GOAL IS 21.1%

T	\$-18	0 / 0%	0 / 0%	0 / 0%	0 / 0%	0 / 0%	0 / 0%	0 / 0%
N	\$1,598,110	\$768,459 / 48.09%	\$80,484 / 5.04%	\$234,844 / 14.70%	\$416,888 / 26.09%	\$36,244 / 2.27%	0 / 0%	0 / 0%
S	***	\$61,799 / 6.10%	\$3,483 / 0.34%	\$130 / 0.01%	\$47,376 / 4.67%	\$10,810 / 1.07%	0 / 0%	0 / 0%
-TC	0	0 / 0%	0 / 0%	0 / 0%	0 / 0%	0 / 0%	0 / 0%	0 / 0%
-I	0	0 / 0%	0 / 0%	0 / 0%	0 / 0%	0 / 0%	0 / 0%	0 / 0%
	<b>\$1,598,091</b>	<b>\$830,259 / 54.18%</b>	<b>\$83,968 / 5.38%</b>	<b>\$234,973 / 14.71%</b>	<b>\$464,264 / 30.76%</b>	<b>\$47,054 / 3.33%</b>	<b>0 / 0%</b>	<b>0 / 0%</b>

\*\*\* DOLLARS REPORTED BUT NOT SHOWN IN THESE COLUMNS. T=TREASURY, N=NON-TREASURY, S=SUBCONTRACTOR FUNDS & PROCUREMENT CARD HUB PURCHASES, TC=TERM CONTRACT, I= INTER GOVERNMENT



TEXAS HISTORICALLY UNDERUTILIZED BUSINESS (HUB) SEMI-ANNUAL REPORT RECEIVED FOR FISCAL YEAR 2023

SECTION VII - STATE AGENCY EXPENDITURE DATA

FUND TYPE	TOTAL EXPENDITURE	TOTAL SPENT WITH HUBS AMOUNT / %	BLACK AMOUNT / %	HISPANIC AMOUNT / %	WOMAN AMOUNT / %	ASIAN PACIFIC AMOUNT / %	NATIVE AMERICAN AMOUNT / %	SERVICE-DISABLED VETERAN AMOUNT / %
<b>770 - TEXAS A&amp;M UNIVERSITY - CENTRAL TEXAS - Statewide Grand Total Expenditures</b>								
T	\$-18	0 / 0%	0 / 0%	0 / 0%	0 / 0%	0 / 0%	0 / 0%	0 / 0%
N	\$4,561,328	\$1,026,566 / 22.51%	\$88,368 / 1.94%	\$392,861 / 8.61%	\$502,933 / 11.03%	\$42,404 / 0.93%	0 / 0%	0 / 0%
S	***	\$112,024 / 8.06%	\$30,103 / 2.16%	\$130 / 0.01%	\$70,981 / 5.10%	\$10,810 / 0.78%	0 / 0%	0 / 0%
-TC	0	0 / 0%	0 / 0%	0 / 0%	0 / 0%	0 / 0%	0 / 0%	0 / 0%
-I	0	0 / 0%	0 / 0%	0 / 0%	0 / 0%	0 / 0%	0 / 0%	0 / 0%
	<b>\$4,561,309</b>	<b>\$1,138,590 / 30.56%</b>	<b>\$118,472 / 4.10%</b>	<b>\$392,991 / 8.62%</b>	<b>\$573,914 / 16.13%</b>	<b>\$53,214 / 1.71%</b>	<b>0 / 0%</b>	<b>0 / 0%</b>

\*\*\* DOLLARS REPORTED BUT NOT SHOWN IN THESE COLUMNS. T=TREASURY, N=NON-TREASURY, S=SUBCONTRACTOR FUNDS & PROCUREMENT CARD HUB PURCHASES, TC=TERM CONTRACT, I= INTER GOVERNMENTAL



TEXAS HISTORICALLY UNDERUTILIZED BUSINESS (HUB) SEMI-ANNUAL REPORT RECEIVED FOR FISCAL YEAR 2023

SECTION VII - STATE AGENCY EXPENDITURE DATA

FUND TYPE	TOTAL EXPENDITURE	TOTAL SPENT WITH HUBS AMOUNT / %	BLACK AMOUNT / %	HISPANIC AMOUNT / %	WOMAN AMOUNT / %	ASIAN PACIFIC AMOUNT / %	NATIVE AMERICAN AMOUNT / %	SERVICE-DISABLED VETERAN AMOUNT / %
<b>771 - SCHOOL/BLIND AND VISUALLY IMPAIRED - HEAVY CONSTRUCTION UNADJUSTED GOAL IS 11.2%</b>								
T	\$1,644	0 / 0%	0 / 0%	0 / 0%	0 / 0%	0 / 0%	0 / 0%	0 / 0%
N	0	0 / 0%	0 / 0%	0 / 0%	0 / 0%	0 / 0%	0 / 0%	0 / 0%
S	***	0 / 0%	0 / 0%	0 / 0%	0 / 0%	0 / 0%	0 / 0%	0 / 0%
-TC	0	0 / 0%	0 / 0%	0 / 0%	0 / 0%	0 / 0%	0 / 0%	0 / 0%
-I	0	0 / 0%	0 / 0%	0 / 0%	0 / 0%	0 / 0%	0 / 0%	0 / 0%
	<b>\$1,644</b>	<b>0 / 0%</b>	<b>0 / 0%</b>	<b>0 / 0%</b>	<b>0 / 0%</b>	<b>0 / 0%</b>	<b>0 / 0%</b>	<b>0 / 0%</b>
<b>771 - SCHOOL/BLIND AND VISUALLY IMPAIRED - BUILDING CONSTRUCTION UNADJUSTED GOAL IS 21.1%</b>								
T	0	0 / 0%	0 / 0%	0 / 0%	0 / 0%	0 / 0%	0 / 0%	0 / 0%
N	0	0 / 0%	0 / 0%	0 / 0%	0 / 0%	0 / 0%	0 / 0%	0 / 0%
S	***	0 / 0%	0 / 0%	0 / 0%	0 / 0%	0 / 0%	0 / 0%	0 / 0%
-TC	0	0 / 0%	0 / 0%	0 / 0%	0 / 0%	0 / 0%	0 / 0%	0 / 0%
-I	0	0 / 0%	0 / 0%	0 / 0%	0 / 0%	0 / 0%	0 / 0%	0 / 0%
	<b>0</b>	<b>0 / 0%</b>	<b>0 / 0%</b>	<b>0 / 0%</b>	<b>0 / 0%</b>	<b>0 / 0%</b>	<b>0 / 0%</b>	<b>0 / 0%</b>
<b>771 - SCHOOL/BLIND AND VISUALLY IMPAIRED - SPECIAL TRADE UNADJUSTED GOAL IS 32.9%</b>								
T	\$31,857	\$19,523 / 61.28%	0 / 0%	\$19,523 / 61.28%	0 / 0%	0 / 0%	0 / 0%	0 / 0%
N	0	0 / 0%	0 / 0%	0 / 0%	0 / 0%	0 / 0%	0 / 0%	0 / 0%
S	***	0 / 0%	0 / 0%	0 / 0%	0 / 0%	0 / 0%	0 / 0%	0 / 0%
-TC	0	0 / 0%	0 / 0%	0 / 0%	0 / 0%	0 / 0%	0 / 0%	0 / 0%
-I	0	0 / 0%	0 / 0%	0 / 0%	0 / 0%	0 / 0%	0 / 0%	0 / 0%
	<b>\$31,857</b>	<b>\$19,523 / 61.28%</b>	<b>0 / 0%</b>	<b>\$19,523 / 61.28%</b>	<b>0 / 0%</b>	<b>0 / 0%</b>	<b>0 / 0%</b>	<b>0 / 0%</b>

\*\*\* DOLLARS REPORTED BUT NOT SHOWN IN THESE COLUMNS. T=TREASURY, N=NON-TREASURY, S=SUBCONTRACTOR FUNDS & PROCUREMENT CARD HUB PURCHASES, TC=TERM CONTRACT, I= INTER GOVERNMENT



TEXAS HISTORICALLY UNDERUTILIZED BUSINESS (HUB) SEMI-ANNUAL REPORT RECEIVED FOR FISCAL YEAR 2023

SECTION VII - STATE AGENCY EXPENDITURE DATA

FUND TYPE	TOTAL EXPENDITURE	TOTAL SPENT WITH HUBS AMOUNT / %	BLACK AMOUNT / %	HISPANIC AMOUNT / %	WOMAN AMOUNT / %	ASIAN PACIFIC AMOUNT / %	NATIVE AMERICAN AMOUNT / %	SERVICE-DISABLED VETERAN AMOUNT / %
<b>771 - SCHOOL/BLIND AND VISUALLY IMPAIRED - PROFESSIONAL SERVICES UNADJUSTED GOAL IS 23.7%</b>								
T	\$17,627	0 / 0%	0 / 0%	0 / 0%	0 / 0%	0 / 0%	0 / 0%	0 / 0%
N	0	0 / 0%	0 / 0%	0 / 0%	0 / 0%	0 / 0%	0 / 0%	0 / 0%
S	***	0 / 0%	0 / 0%	0 / 0%	0 / 0%	0 / 0%	0 / 0%	0 / 0%
-TC	\$107	0 / 0%	0 / 0%	0 / 0%	0 / 0%	0 / 0%	0 / 0%	0 / 0%
-I	0	0 / 0%	0 / 0%	0 / 0%	0 / 0%	0 / 0%	0 / 0%	0 / 0%
	<b>\$17,520</b>	<b>0 / 0%</b>	<b>0 / 0%</b>	<b>0 / 0%</b>	<b>0 / 0%</b>	<b>0 / 0%</b>	<b>0 / 0%</b>	<b>0 / 0%</b>
<b>771 - SCHOOL/BLIND AND VISUALLY IMPAIRED - OTHER SERVICES UNADJUSTED GOAL IS 26%</b>								
T	\$540,557	\$167,610 / 31.01%	0 / 0%	\$44,177 / 8.17%	\$109,446 / 20.25%	\$13,987 / 2.59%	0 / 0%	0 / 0%
N	0	0 / 0%	0 / 0%	0 / 0%	0 / 0%	0 / 0%	0 / 0%	0 / 0%
S	***	0 / 0%	0 / 0%	0 / 0%	0 / 0%	0 / 0%	0 / 0%	0 / 0%
-TC	\$1,207	0 / 0%	0 / 0%	0 / 0%	0 / 0%	0 / 0%	0 / 0%	0 / 0%
-I	0	0 / 0%	0 / 0%	0 / 0%	0 / 0%	0 / 0%	0 / 0%	0 / 0%
	<b>\$539,350</b>	<b>\$167,610 / 31.01%</b>	<b>0 / 0%</b>	<b>\$44,177 / 8.17%</b>	<b>\$109,446 / 20.25%</b>	<b>\$13,987 / 2.59%</b>	<b>0 / 0%</b>	<b>0 / 0%</b>
<b>771 - SCHOOL/BLIND AND VISUALLY IMPAIRED - COMMODITY PURCHASING UNADJUSTED GOAL IS 21.1%</b>								
T	\$647,111	\$123,371 / 19.06%	0 / 0%	\$1,035 / 0.16%	\$109,107 / 16.86%	\$13,230 / 2.04%	0 / 0%	0 / 0%
N	0	0 / 0%	0 / 0%	0 / 0%	0 / 0%	0 / 0%	0 / 0%	0 / 0%
S	***	0 / 0%	0 / 0%	0 / 0%	0 / 0%	0 / 0%	0 / 0%	0 / 0%
-TC	\$4,268	0 / 0%	0 / 0%	0 / 0%	0 / 0%	0 / 0%	0 / 0%	0 / 0%
-I	0	0 / 0%	0 / 0%	0 / 0%	0 / 0%	0 / 0%	0 / 0%	0 / 0%
	<b>\$642,843</b>	<b>\$123,371 / 19.06%</b>	<b>0 / 0%</b>	<b>\$1,035 / 0.16%</b>	<b>\$109,107 / 16.86%</b>	<b>\$13,230 / 2.04%</b>	<b>0 / 0%</b>	<b>0 / 0%</b>

\*\*\* DOLLARS REPORTED BUT NOT SHOWN IN THESE COLUMNS. T=TREASURY, N=NON-TREASURY, S=SUBCONTRACTOR FUNDS & PROCUREMENT CARD HUB PURCHASES, TC=TERM CONTRACT, I= INTER GOVERNMENT



TEXAS HISTORICALLY UNDERUTILIZED BUSINESS (HUB) SEMI-ANNUAL REPORT RECEIVED FOR FISCAL YEAR 2023

SECTION VII - STATE AGENCY EXPENDITURE DATA

FUND TYPE	TOTAL EXPENDITURE	TOTAL SPENT WITH HUBS AMOUNT / %	BLACK AMOUNT / %	HISPANIC AMOUNT / %	WOMAN AMOUNT / %	ASIAN PACIFIC AMOUNT / %	NATIVE AMERICAN AMOUNT / %	SERVICE-DISABLED VETERAN AMOUNT / %
<b>771 - SCHOOL/BLIND AND VISUALLY IMPAIRED - Statewide Grand Total Expenditures</b>								
T	\$1,238,796	\$310,504 / 25.06%	0 / 0%	\$64,735 / 5.23%	\$218,552 / 17.64%	\$27,217 / 2.20%	0 / 0%	0 / 0%
N	0	0 / 0%	0 / 0%	0 / 0%	0 / 0%	0 / 0%	0 / 0%	0 / 0%
S	***	0 / 0%	0 / 0%	0 / 0%	0 / 0%	0 / 0%	0 / 0%	0 / 0%
-TC	\$5,582	0 / 0%	0 / 0%	0 / 0%	0 / 0%	0 / 0%	0 / 0%	0 / 0%
-I	0	0 / 0%	0 / 0%	0 / 0%	0 / 0%	0 / 0%	0 / 0%	0 / 0%
	<b>\$1,233,214</b>	<b>\$310,504 / 25.06%</b>	<b>0 / 0%</b>	<b>\$64,735 / 5.23%</b>	<b>\$218,552 / 17.64%</b>	<b>\$27,217 / 2.20%</b>	<b>0 / 0%</b>	<b>0 / 0%</b>

\*\*\* DOLLARS REPORTED BUT NOT SHOWN IN THESE COLUMNS. T=TREASURY, N=NON-TREASURY, S=SUBCONTRACTOR FUNDS & PROCUREMENT CARD HUB PURCHASES, TC=TERM CONTRACT, I= INTER GOVERNMENTAL



TEXAS HISTORICALLY UNDERUTILIZED BUSINESS (HUB) SEMI-ANNUAL REPORT RECEIVED FOR FISCAL YEAR 2023

SECTION VII - STATE AGENCY EXPENDITURE DATA

FUND TYPE	TOTAL EXPENDITURE	TOTAL SPENT WITH HUBS AMOUNT / %	BLACK AMOUNT / %	HISPANIC AMOUNT / %	WOMAN AMOUNT / %	ASIAN PACIFIC AMOUNT / %	NATIVE AMERICAN AMOUNT / %	SERVICE-DISABLED VETERAN AMOUNT / %
-----------	-------------------	----------------------------------	------------------	---------------------	------------------	--------------------------	----------------------------	-------------------------------------

772 - SCHOOL FOR THE DEAF - HEAVY CONSTRUCTION UNADJUSTED GOAL IS 11.2%

T	0	0 / 0%	0 / 0%	0 / 0%	0 / 0%	0 / 0%	0 / 0%	0 / 0%
N	0	0 / 0%	0 / 0%	0 / 0%	0 / 0%	0 / 0%	0 / 0%	0 / 0%
S	***	0 / 0%	0 / 0%	0 / 0%	0 / 0%	0 / 0%	0 / 0%	0 / 0%
-TC	0	0 / 0%	0 / 0%	0 / 0%	0 / 0%	0 / 0%	0 / 0%	0 / 0%
-I	0	0 / 0%	0 / 0%	0 / 0%	0 / 0%	0 / 0%	0 / 0%	0 / 0%
	<b>0</b>	<b>0 / 0%</b>	<b>0 / 0%</b>	<b>0 / 0%</b>	<b>0 / 0%</b>	<b>0 / 0%</b>	<b>0 / 0%</b>	<b>0 / 0%</b>

772 - SCHOOL FOR THE DEAF - BUILDING CONSTRUCTION UNADJUSTED GOAL IS 21.1%

T	\$7,147	0 / 0%	0 / 0%	0 / 0%	0 / 0%	0 / 0%	0 / 0%	0 / 0%
N	0	0 / 0%	0 / 0%	0 / 0%	0 / 0%	0 / 0%	0 / 0%	0 / 0%
S	***	0 / 0%	0 / 0%	0 / 0%	0 / 0%	0 / 0%	0 / 0%	0 / 0%
-TC	0	0 / 0%	0 / 0%	0 / 0%	0 / 0%	0 / 0%	0 / 0%	0 / 0%
-I	0	0 / 0%	0 / 0%	0 / 0%	0 / 0%	0 / 0%	0 / 0%	0 / 0%
	<b>\$7,147</b>	<b>0 / 0%</b>	<b>0 / 0%</b>	<b>0 / 0%</b>	<b>0 / 0%</b>	<b>0 / 0%</b>	<b>0 / 0%</b>	<b>0 / 0%</b>

772 - SCHOOL FOR THE DEAF - SPECIAL TRADE UNADJUSTED GOAL IS 32.9%

T	\$15,143	0 / 0%	0 / 0%	0 / 0%	0 / 0%	0 / 0%	0 / 0%	0 / 0%
N	0	0 / 0%	0 / 0%	0 / 0%	0 / 0%	0 / 0%	0 / 0%	0 / 0%
S	***	0 / 0%	0 / 0%	0 / 0%	0 / 0%	0 / 0%	0 / 0%	0 / 0%
-TC	0	0 / 0%	0 / 0%	0 / 0%	0 / 0%	0 / 0%	0 / 0%	0 / 0%
-I	0	0 / 0%	0 / 0%	0 / 0%	0 / 0%	0 / 0%	0 / 0%	0 / 0%
	<b>\$15,143</b>	<b>0 / 0%</b>	<b>0 / 0%</b>	<b>0 / 0%</b>	<b>0 / 0%</b>	<b>0 / 0%</b>	<b>0 / 0%</b>	<b>0 / 0%</b>

\*\*\* DOLLARS REPORTED BUT NOT SHOWN IN THESE COLUMNS. T=TREASURY, N=NON-TREASURY, S=SUBCONTRACTOR FUNDS & PROCUREMENT CARD HUB PURCHASES, TC=TERM CONTRACT, I= INTER GOVERNMENTAL



TEXAS HISTORICALLY UNDERUTILIZED BUSINESS (HUB) SEMI-ANNUAL REPORT RECEIVED FOR FISCAL YEAR 2023

SECTION VII - STATE AGENCY EXPENDITURE DATA

FUND TYPE	TOTAL EXPENDITURE	TOTAL SPENT WITH HUBS AMOUNT / %	BLACK AMOUNT / %	HISPANIC AMOUNT / %	WOMAN AMOUNT / %	ASIAN PACIFIC AMOUNT / %	NATIVE AMERICAN AMOUNT / %	SERVICE-DISABLED VETERAN AMOUNT / %
<b>772 - SCHOOL FOR THE DEAF - PROFESSIONAL SERVICES UNADJUSTED GOAL IS 23.7%</b>								
T	\$16,425	0 / 0%	0 / 0%	0 / 0%	0 / 0%	0 / 0%	0 / 0%	0 / 0%
N	0	0 / 0%	0 / 0%	0 / 0%	0 / 0%	0 / 0%	0 / 0%	0 / 0%
S	***	0 / 0%	0 / 0%	0 / 0%	0 / 0%	0 / 0%	0 / 0%	0 / 0%
-TC	0	0 / 0%	0 / 0%	0 / 0%	0 / 0%	0 / 0%	0 / 0%	0 / 0%
-I	0	0 / 0%	0 / 0%	0 / 0%	0 / 0%	0 / 0%	0 / 0%	0 / 0%
	<b>\$16,425</b>	<b>0 / 0%</b>	<b>0 / 0%</b>	<b>0 / 0%</b>	<b>0 / 0%</b>	<b>0 / 0%</b>	<b>0 / 0%</b>	<b>0 / 0%</b>

<b>772 - SCHOOL FOR THE DEAF - OTHER SERVICES UNADJUSTED GOAL IS 26%</b>								
T	\$1,013,042	\$149,785 / 14.79%	\$47 / 0.00%	\$62,639 / 6.18%	\$64,350 / 6.35%	\$22,750 / 2.25%	0 / 0%	0 / 0%
N	0	0 / 0%	0 / 0%	0 / 0%	0 / 0%	0 / 0%	0 / 0%	0 / 0%
S	***	0 / 0%	0 / 0%	0 / 0%	0 / 0%	0 / 0%	0 / 0%	0 / 0%
-TC	\$1,642	0 / 0%	0 / 0%	0 / 0%	0 / 0%	0 / 0%	0 / 0%	0 / 0%
-I	0	0 / 0%	0 / 0%	0 / 0%	0 / 0%	0 / 0%	0 / 0%	0 / 0%
	<b>\$1,011,399</b>	<b>\$149,785 / 14.79%</b>	<b>\$47 / 0.00%</b>	<b>\$62,639 / 6.18%</b>	<b>\$64,350 / 6.35%</b>	<b>\$22,750 / 2.25%</b>	<b>0 / 0%</b>	<b>0 / 0%</b>

<b>772 - SCHOOL FOR THE DEAF - COMMODITY PURCHASING UNADJUSTED GOAL IS 21.1%</b>								
T	\$1,911,698	\$147,366 / 7.71%	0 / 0%	\$111,612 / 5.84%	\$34,907 / 1.83%	\$847 / 0.04%	0 / 0%	0 / 0%
N	0	0 / 0%	0 / 0%	0 / 0%	0 / 0%	0 / 0%	0 / 0%	0 / 0%
S	***	0 / 0%	0 / 0%	0 / 0%	0 / 0%	0 / 0%	0 / 0%	0 / 0%
-TC	\$218,544	\$401 / 0.18%	0 / 0%	0 / 0%	0 / 0%	\$401 / 0.18%	0 / 0%	0 / 0%
-I	0	0 / 0%	0 / 0%	0 / 0%	0 / 0%	0 / 0%	0 / 0%	0 / 0%
	<b>\$1,693,154</b>	<b>\$146,965 / 7.89%</b>	<b>0 / 0%</b>	<b>\$111,612 / 5.84%</b>	<b>\$34,907 / 1.83%</b>	<b>\$446 / 0.23%</b>	<b>0 / 0%</b>	<b>0 / 0%</b>

\*\*\* DOLLARS REPORTED BUT NOT SHOWN IN THESE COLUMNS. T=TREASURY, N=NON-TREASURY, S=SUBCONTRACTOR FUNDS & PROCUREMENT CARD HUB PURCHASES, TC=TERM CONTRACT, I= INTER GOVERNMENT



TEXAS HISTORICALLY UNDERUTILIZED BUSINESS (HUB) SEMI-ANNUAL REPORT RECEIVED FOR FISCAL YEAR 2023

SECTION VII - STATE AGENCY EXPENDITURE DATA

FUND TYPE	TOTAL EXPENDITURE	TOTAL SPENT WITH HUBS AMOUNT / %	BLACK AMOUNT / %	HISPANIC AMOUNT / %	WOMAN AMOUNT / %	ASIAN PACIFIC AMOUNT / %	NATIVE AMERICAN AMOUNT / %	SERVICE-DISABLED VETERAN AMOUNT / %
<b>772 - SCHOOL FOR THE DEAF - Statewide Grand Total Expenditures</b>								
T	\$2,963,455	\$297,151 / 10.03%	\$47 / 0.00%	\$174,250 / 5.88%	\$99,257 / 3.35%	\$23,597 / 0.80%	0 / 0%	0 / 0%
N	0	0 / 0%	0 / 0%	0 / 0%	0 / 0%	0 / 0%	0 / 0%	0 / 0%
S	***	0 / 0%	0 / 0%	0 / 0%	0 / 0%	0 / 0%	0 / 0%	0 / 0%
-TC	\$220,186	\$401 / 0.18%	0 / 0%	0 / 0%	0 / 0%	\$401 / 0.18%	0 / 0%	0 / 0%
-I	0	0 / 0%	0 / 0%	0 / 0%	0 / 0%	0 / 0%	0 / 0%	0 / 0%
	<b>\$2,743,269</b>	<b>\$296,750 / 10.21%</b>	<b>\$47 / 0.00%</b>	<b>\$174,250 / 5.88%</b>	<b>\$99,257 / 3.35%</b>	<b>\$23,196 / 0.98%</b>	<b>0 / 0%</b>	<b>0 / 0%</b>

\*\*\* DOLLARS REPORTED BUT NOT SHOWN IN THESE COLUMNS. T=TREASURY, N=NON-TREASURY, S=SUBCONTRACTOR FUNDS & PROCUREMENT CARD HUB PURCHASES, TC=TERM CONTRACT, I= INTER GOVERNMENTAL





TEXAS HISTORICALLY UNDERUTILIZED BUSINESS (HUB) SEMI-ANNUAL REPORT RECEIVED FOR FISCAL YEAR 2023

SECTION VII - STATE AGENCY EXPENDITURE DATA

FUND TYPE	TOTAL EXPENDITURE	TOTAL SPENT WITH HUBS AMOUNT / %	BLACK AMOUNT / %	HISPANIC AMOUNT / %	WOMAN AMOUNT / %	ASIAN PACIFIC AMOUNT / %	NATIVE AMERICAN AMOUNT / %	SERVICE-DISABLED VETERAN AMOUNT / %
<b>773 - UNIVERSITY OF NORTH TEXAS AT DALLAS - HEAVY CONSTRUCTION UNADJUSTED GOAL IS 11.2%</b>								
T	0	0 / 0%	0 / 0%	0 / 0%	0 / 0%	0 / 0%	0 / 0%	0 / 0%
N	0	0 / 0%	0 / 0%	0 / 0%	0 / 0%	0 / 0%	0 / 0%	0 / 0%
S	***	0 / 0%	0 / 0%	0 / 0%	0 / 0%	0 / 0%	0 / 0%	0 / 0%
-TC	0	0 / 0%	0 / 0%	0 / 0%	0 / 0%	0 / 0%	0 / 0%	0 / 0%
-I	0	0 / 0%	0 / 0%	0 / 0%	0 / 0%	0 / 0%	0 / 0%	0 / 0%
	<b>0</b>	<b>0 / 0%</b>	<b>0 / 0%</b>	<b>0 / 0%</b>	<b>0 / 0%</b>	<b>0 / 0%</b>	<b>0 / 0%</b>	<b>0 / 0%</b>

<b>773 - UNIVERSITY OF NORTH TEXAS AT DALLAS - BUILDING CONSTRUCTION UNADJUSTED GOAL IS 21.1%</b>								
T	0	0 / 0%	0 / 0%	0 / 0%	0 / 0%	0 / 0%	0 / 0%	0 / 0%
N	\$106,233	\$1,335 / 1.26%	0 / 0%	0 / 0%	\$1,335 / 1.26%	0 / 0%	0 / 0%	0 / 0%
S	***	0 / 0%	0 / 0%	0 / 0%	0 / 0%	0 / 0%	0 / 0%	0 / 0%
-TC	0	0 / 0%	0 / 0%	0 / 0%	0 / 0%	0 / 0%	0 / 0%	0 / 0%
-I	0	0 / 0%	0 / 0%	0 / 0%	0 / 0%	0 / 0%	0 / 0%	0 / 0%
	<b>\$106,233</b>	<b>\$1,335 / 1.26%</b>	<b>0 / 0%</b>	<b>0 / 0%</b>	<b>\$1,335 / 1.26%</b>	<b>0 / 0%</b>	<b>0 / 0%</b>	<b>0 / 0%</b>

<b>773 - UNIVERSITY OF NORTH TEXAS AT DALLAS - SPECIAL TRADE UNADJUSTED GOAL IS 32.9%</b>								
T	\$45,228	0 / 0%	0 / 0%	0 / 0%	0 / 0%	0 / 0%	0 / 0%	0 / 0%
N	\$477,191	\$287,268 / 60.20%	\$19,038 / 3.99%	\$167,017 / 35.00%	\$101,213 / 21.21%	0 / 0%	0 / 0%	0 / 0%
S	***	0 / 0%	0 / 0%	0 / 0%	0 / 0%	0 / 0%	0 / 0%	0 / 0%
-TC	0	0 / 0%	0 / 0%	0 / 0%	0 / 0%	0 / 0%	0 / 0%	0 / 0%
-I	0	0 / 0%	0 / 0%	0 / 0%	0 / 0%	0 / 0%	0 / 0%	0 / 0%
	<b>\$522,419</b>	<b>\$287,268 / 60.20%</b>	<b>\$19,038 / 3.99%</b>	<b>\$167,017 / 35.00%</b>	<b>\$101,213 / 21.21%</b>	<b>0 / 0%</b>	<b>0 / 0%</b>	<b>0 / 0%</b>

\*\*\* DOLLARS REPORTED BUT NOT SHOWN IN THESE COLUMNS. T=TREASURY, N=NON-TREASURY, S=SUBCONTRACTOR FUNDS & PROCUREMENT CARD HUB PURCHASES, TC=TERM CONTRACT, I= INTER GOVERNMENTAL



TEXAS HISTORICALLY UNDERUTILIZED BUSINESS (HUB) SEMI-ANNUAL REPORT RECEIVED FOR FISCAL YEAR 2023

SECTION VII - STATE AGENCY EXPENDITURE DATA

FUND TYPE	TOTAL EXPENDITURE	TOTAL SPENT WITH HUBS AMOUNT / %	BLACK AMOUNT / %	HISPANIC AMOUNT / %	WOMAN AMOUNT / %	ASIAN PACIFIC AMOUNT / %	NATIVE AMERICAN AMOUNT / %	SERVICE-DISABLED VETERAN AMOUNT / %
<b>773 - UNIVERSITY OF NORTH TEXAS AT DALLAS - PROFESSIONAL SERVICES UNADJUSTED GOAL IS 23.7%</b>								
T	0	0 / 0%	0 / 0%	0 / 0%	0 / 0%	0 / 0%	0 / 0%	0 / 0%
N	\$12,000	0 / 0%	0 / 0%	0 / 0%	0 / 0%	0 / 0%	0 / 0%	0 / 0%
S	***	0 / 0%	0 / 0%	0 / 0%	0 / 0%	0 / 0%	0 / 0%	0 / 0%
-TC	0	0 / 0%	0 / 0%	0 / 0%	0 / 0%	0 / 0%	0 / 0%	0 / 0%
-I	0	0 / 0%	0 / 0%	0 / 0%	0 / 0%	0 / 0%	0 / 0%	0 / 0%
	<b>\$12,000</b>	<b>0 / 0%</b>	<b>0 / 0%</b>	<b>0 / 0%</b>	<b>0 / 0%</b>	<b>0 / 0%</b>	<b>0 / 0%</b>	<b>0 / 0%</b>

<b>773 - UNIVERSITY OF NORTH TEXAS AT DALLAS - OTHER SERVICES UNADJUSTED GOAL IS 26%</b>								
T	\$6,611	0 / 0%	0 / 0%	0 / 0%	0 / 0%	0 / 0%	0 / 0%	0 / 0%
N	\$2,375,076	\$171,299 / 7.21%	\$54,996 / 2.32%	\$18,070 / 0.76%	\$97,253 / 4.09%	\$981 / 0.04%	0 / 0%	0 / 0%
S	***	\$217,990 / 14.41%	\$172,642 / 11.42%	\$21,510 / 1.42%	\$16,338 / 1.08%	\$7,500 / 0.50%	0 / 0%	0 / 0%
-TC	0	0 / 0%	0 / 0%	0 / 0%	0 / 0%	0 / 0%	0 / 0%	0 / 0%
-I	0	0 / 0%	0 / 0%	0 / 0%	0 / 0%	0 / 0%	0 / 0%	0 / 0%
	<b>\$2,381,687</b>	<b>\$389,289 / 21.63%</b>	<b>\$227,638 / 13.73%</b>	<b>\$39,580 / 2.18%</b>	<b>\$113,591 / 5.18%</b>	<b>\$8,481 / 0.54%</b>	<b>0 / 0%</b>	<b>0 / 0%</b>

<b>773 - UNIVERSITY OF NORTH TEXAS AT DALLAS - COMMODITY PURCHASING UNADJUSTED GOAL IS 21.1%</b>								
T	\$486,988	\$366,388 / 75.24%	\$19,962 / 4.10%	\$40,058 / 8.23%	\$306,367 / 62.91%	0 / 0%	0 / 0%	0 / 0%
N	\$1,869,967	\$141,342 / 7.56%	\$95,924 / 5.13%	\$20,255 / 1.08%	\$3,000 / 0.16%	\$22,163 / 1.19%	0 / 0%	0 / 0%
S	***	\$134,700 / 18.35%	\$125,823 / 17.14%	\$725 / 0.10%	\$7,297 / 0.99%	\$855 / 0.12%	0 / 0%	0 / 0%
-TC	0	0 / 0%	0 / 0%	0 / 0%	0 / 0%	0 / 0%	0 / 0%	0 / 0%
-I	0	0 / 0%	0 / 0%	0 / 0%	0 / 0%	0 / 0%	0 / 0%	0 / 0%
	<b>\$2,356,955</b>	<b>\$642,430 / 101.15%</b>	<b>\$241,709 / 26.37%</b>	<b>\$61,038 / 9.41%</b>	<b>\$316,664 / 64.07%</b>	<b>\$23,018 / 1.30%</b>	<b>0 / 0%</b>	<b>0 / 0%</b>

\*\*\* DOLLARS REPORTED BUT NOT SHOWN IN THESE COLUMNS. T=TREASURY, N=NON-TREASURY, S=SUBCONTRACTOR FUNDS & PROCUREMENT CARD HUB PURCHASES, TC=TERM CONTRACT, I= INTER GOVERNMENT



TEXAS HISTORICALLY UNDERUTILIZED BUSINESS (HUB) SEMI-ANNUAL REPORT RECEIVED FOR FISCAL YEAR 2023

SECTION VII - STATE AGENCY EXPENDITURE DATA

FUND TYPE	TOTAL EXPENDITURE	TOTAL SPENT WITH HUBS AMOUNT / %	BLACK AMOUNT / %	HISPANIC AMOUNT / %	WOMAN AMOUNT / %	ASIAN PACIFIC AMOUNT / %	NATIVE AMERICAN AMOUNT / %	SERVICE-DISABLED VETERAN AMOUNT / %
<b>773 - UNIVERSITY OF NORTH TEXAS AT DALLAS - Statewide Grand Total Expenditures</b>								
T	\$538,827	\$366,388 / 68.00%	\$19,962 / 3.70%	\$40,058 / 7.43%	\$306,367 / 56.86%	0 / 0%	0 / 0%	0 / 0%
N	\$4,840,468	\$601,244 / 12.42%	\$169,957 / 3.51%	\$205,343 / 4.24%	\$202,801 / 4.19%	\$23,143 / 0.48%	0 / 0%	0 / 0%
S	***	\$352,690 / 15.70%	\$298,465 / 13.29%	\$22,235 / 0.99%	\$23,635 / 1.05%	\$8,355 / 0.37%	0 / 0%	0 / 0%
-TC	0	0 / 0%	0 / 0%	0 / 0%	0 / 0%	0 / 0%	0 / 0%	0 / 0%
-I	0	0 / 0%	0 / 0%	0 / 0%	0 / 0%	0 / 0%	0 / 0%	0 / 0%
	<b>\$5,379,295</b>	<b>\$1,320,322 / 96.12%</b>	<b>\$488,385 / 20.50%</b>	<b>\$267,635 / 12.67%</b>	<b>\$532,804 / 62.10%</b>	<b>\$31,498 / 0.85%</b>	<b>0 / 0%</b>	<b>0 / 0%</b>

\*\*\* DOLLARS REPORTED BUT NOT SHOWN IN THESE COLUMNS. T=TREASURY, N=NON-TREASURY, S=SUBCONTRACTOR FUNDS & PROCUREMENT CARD HUB PURCHASES, TC=TERM CONTRACT, I= INTER GOVERNMENTAL



TEXAS HISTORICALLY UNDERUTILIZED BUSINESS (HUB) SEMI-ANNUAL REPORT RECEIVED FOR FISCAL YEAR 2023

SECTION VII - STATE AGENCY EXPENDITURE DATA

FUND TYPE	TOTAL EXPENDITURE	TOTAL SPENT WITH HUBS AMOUNT / %	BLACK AMOUNT / %	HISPANIC AMOUNT / %	WOMAN AMOUNT / %	ASIAN PACIFIC AMOUNT / %	NATIVE AMERICAN AMOUNT / %	SERVICE-DISABLED VETERAN AMOUNT / %
-----------	-------------------	----------------------------------	------------------	---------------------	------------------	--------------------------	----------------------------	-------------------------------------

774 - TEXAS TECH HSC - EL PASO - HEAVY CONSTRUCTION UNADJUSTED GOAL IS 11.2%

T	0	0 / 0%	0 / 0%	0 / 0%	0 / 0%	0 / 0%	0 / 0%	0 / 0%
N	\$46,816	\$6,249 / 13.35%	0 / 0%	\$712 / 1.52%	\$5,537 / 11.83%	0 / 0%	0 / 0%	0 / 0%
S	***	0 / 0%	0 / 0%	0 / 0%	0 / 0%	0 / 0%	0 / 0%	0 / 0%
-TC	0	0 / 0%	0 / 0%	0 / 0%	0 / 0%	0 / 0%	0 / 0%	0 / 0%
-I	0	0 / 0%	0 / 0%	0 / 0%	0 / 0%	0 / 0%	0 / 0%	0 / 0%
	<b>\$46,816</b>	<b>\$6,249 / 13.35%</b>	<b>0 / 0%</b>	<b>\$712 / 1.52%</b>	<b>\$5,537 / 11.83%</b>	<b>0 / 0%</b>	<b>0 / 0%</b>	<b>0 / 0%</b>

774 - TEXAS TECH HSC - EL PASO - BUILDING CONSTRUCTION UNADJUSTED GOAL IS 21.1%

T	\$1,493	0 / 0%	0 / 0%	0 / 0%	0 / 0%	0 / 0%	0 / 0%	0 / 0%
N	\$1,177,748	\$124,001 / 10.53%	0 / 0%	\$2,798 / 0.24%	\$121,203 / 10.29%	0 / 0%	0 / 0%	0 / 0%
S	***	\$138,463 / 11.77%	0 / 0%	\$138,463 / 11.77%	0 / 0%	0 / 0%	0 / 0%	0 / 0%
-TC	0	0 / 0%	0 / 0%	0 / 0%	0 / 0%	0 / 0%	0 / 0%	0 / 0%
-I	0	0 / 0%	0 / 0%	0 / 0%	0 / 0%	0 / 0%	0 / 0%	0 / 0%
	<b>\$1,179,241</b>	<b>\$262,464 / 22.30%</b>	<b>0 / 0%</b>	<b>\$141,261 / 12.01%</b>	<b>\$121,203 / 10.29%</b>	<b>0 / 0%</b>	<b>0 / 0%</b>	<b>0 / 0%</b>

774 - TEXAS TECH HSC - EL PASO - SPECIAL TRADE UNADJUSTED GOAL IS 32.9%

T	\$405,377	\$269,843 / 66.57%	0 / 0%	\$269,843 / 66.57%	0 / 0%	0 / 0%	0 / 0%	0 / 0%
N	\$1,097,870	\$552,471 / 50.32%	0 / 0%	\$552,471 / 50.32%	0 / 0%	0 / 0%	0 / 0%	0 / 0%
S	***	0 / 0%	0 / 0%	0 / 0%	0 / 0%	0 / 0%	0 / 0%	0 / 0%
-TC	0	0 / 0%	0 / 0%	0 / 0%	0 / 0%	0 / 0%	0 / 0%	0 / 0%
-I	0	0 / 0%	0 / 0%	0 / 0%	0 / 0%	0 / 0%	0 / 0%	0 / 0%
	<b>\$1,503,247</b>	<b>\$822,313 / 116.89%</b>	<b>0 / 0%</b>	<b>\$822,313 / 116.89%</b>	<b>0 / 0%</b>	<b>0 / 0%</b>	<b>0 / 0%</b>	<b>0 / 0%</b>

\*\*\* DOLLARS REPORTED BUT NOT SHOWN IN THESE COLUMNS. T=TREASURY, N=NON-TREASURY, S=SUBCONTRACTOR FUNDS & PROCUREMENT CARD HUB PURCHASES, TC=TERM CONTRACT, I= INTER GOVERNMENTAL



TEXAS HISTORICALLY UNDERUTILIZED BUSINESS (HUB) SEMI-ANNUAL REPORT RECEIVED FOR FISCAL YEAR 2023

SECTION VII - STATE AGENCY EXPENDITURE DATA

FUND TYPE	TOTAL EXPENDITURE	TOTAL SPENT WITH HUBS AMOUNT / %	BLACK AMOUNT / %	HISPANIC AMOUNT / %	WOMAN AMOUNT / %	ASIAN PACIFIC AMOUNT / %	NATIVE AMERICAN AMOUNT / %	SERVICE-DISABLED VETERAN AMOUNT / %
<b>774 - TEXAS TECH HSC - EL PASO - PROFESSIONAL SERVICES UNADJUSTED GOAL IS 23.7%</b>								
T	0	0 / 0%	0 / 0%	0 / 0%	0 / 0%	0 / 0%	0 / 0%	0 / 0%
N	\$4,574,182	0 / 0%	0 / 0%	0 / 0%	0 / 0%	0 / 0%	0 / 0%	0 / 0%
S	***	0 / 0%	0 / 0%	0 / 0%	0 / 0%	0 / 0%	0 / 0%	0 / 0%
-TC	0	0 / 0%	0 / 0%	0 / 0%	0 / 0%	0 / 0%	0 / 0%	0 / 0%
-I	0	0 / 0%	0 / 0%	0 / 0%	0 / 0%	0 / 0%	0 / 0%	0 / 0%
	<b>\$4,574,182</b>	<b>0 / 0%</b>	<b>0 / 0%</b>	<b>0 / 0%</b>	<b>0 / 0%</b>	<b>0 / 0%</b>	<b>0 / 0%</b>	<b>0 / 0%</b>
<b>774 - TEXAS TECH HSC - EL PASO - OTHER SERVICES UNADJUSTED GOAL IS 26%</b>								
T	\$1,954,814	\$225,223 / 11.52%	\$1,176 / 0.06%	\$109,581 / 5.61%	0 / 0%	\$114,465 / 5.86%	0 / 0%	0 / 0%
N	\$6,871,591	\$671,091 / 9.77%	\$6,402 / 0.09%	\$420,633 / 6.12%	\$27,465 / 0.40%	\$216,591 / 3.15%	0 / 0%	0 / 0%
S	***	\$1,787 / 3.51%	0 / 0%	0 / 0%	\$1,787 / 3.51%	0 / 0%	0 / 0%	0 / 0%
-TC	0	0 / 0%	0 / 0%	0 / 0%	0 / 0%	0 / 0%	0 / 0%	0 / 0%
-I	0	0 / 0%	0 / 0%	0 / 0%	0 / 0%	0 / 0%	0 / 0%	0 / 0%
	<b>\$8,826,405</b>	<b>\$898,101 / 24.80%</b>	<b>\$7,579 / 0.15%</b>	<b>\$530,215 / 11.73%</b>	<b>\$29,252 / 3.91%</b>	<b>\$331,056 / 9.01%</b>	<b>0 / 0%</b>	<b>0 / 0%</b>
<b>774 - TEXAS TECH HSC - EL PASO - COMMODITY PURCHASING UNADJUSTED GOAL IS 21.1%</b>								
T	\$2,545,745	\$1,288,640 / 50.62%	\$832,713 / 32.71%	\$171,454 / 6.73%	\$31,802 / 1.25%	\$252,670 / 9.93%	0 / 0%	0 / 0%
N	\$8,677,523	\$2,796,431 / 32.23%	\$1,857,314 / 21.40%	\$405,295 / 4.67%	\$134,174 / 1.55%	\$399,647 / 4.61%	0 / 0%	0 / 0%
S	***	\$164 / 6.46%	0 / 0%	\$164 / 6.46%	0 / 0%	0 / 0%	0 / 0%	0 / 0%
-TC	0	0 / 0%	0 / 0%	0 / 0%	0 / 0%	0 / 0%	0 / 0%	0 / 0%
-I	0	0 / 0%	0 / 0%	0 / 0%	0 / 0%	0 / 0%	0 / 0%	0 / 0%
	<b>\$11,223,268</b>	<b>\$4,085,234 / 89.31%</b>	<b>\$2,690,027 / 54.11%</b>	<b>\$576,914 / 17.87%</b>	<b>\$165,977 / 2.80%</b>	<b>\$652,317 / 14.53%</b>	<b>0 / 0%</b>	<b>0 / 0%</b>

\*\*\* DOLLARS REPORTED BUT NOT SHOWN IN THESE COLUMNS. T=TREASURY, N=NON-TREASURY, S=SUBCONTRACTOR FUNDS & PROCUREMENT CARD HUB PURCHASES, TC=TERM CONTRACT, I= INTER GOVERNMENT



TEXAS HISTORICALLY UNDERUTILIZED BUSINESS (HUB) SEMI-ANNUAL REPORT RECEIVED FOR FISCAL YEAR 2023

SECTION VII - STATE AGENCY EXPENDITURE DATA

FUND TYPE	TOTAL EXPENDITURE	TOTAL SPENT WITH HUBS AMOUNT / %	BLACK AMOUNT / %	HISPANIC AMOUNT / %	WOMAN AMOUNT / %	ASIAN PACIFIC AMOUNT / %	NATIVE AMERICAN AMOUNT / %	SERVICE-DISABLED VETERAN AMOUNT / %
<b>774 - TEXAS TECH HSC - EL PASO - Statewide Grand Total Expenditures</b>								
T	\$4,907,430	\$1,783,705 / 36.35%	\$833,890 / 16.99%	\$550,878 / 11.23%	\$31,802 / 0.65%	\$367,135 / 7.48%	0 / 0%	0 / 0%
N	\$22,445,730	\$4,150,242 / 18.49%	\$1,863,716 / 8.30%	\$1,381,909 / 6.16%	\$288,379 / 1.28%	\$616,237 / 2.75%	0 / 0%	0 / 0%
S	***	\$140,414 / 11.42%	0 / 0%	\$138,627 / 11.27%	\$1,787 / 0.15%	0 / 0%	0 / 0%	0 / 0%
-TC	0	0 / 0%	0 / 0%	0 / 0%	0 / 0%	0 / 0%	0 / 0%	0 / 0%
-I	0	0 / 0%	0 / 0%	0 / 0%	0 / 0%	0 / 0%	0 / 0%	0 / 0%
	<b>\$27,353,160</b>	<b>\$6,074,361 / 66.25%</b>	<b>\$2,697,606 / 25.30%</b>	<b>\$2,071,415 / 28.65%</b>	<b>\$321,968 / 2.08%</b>	<b>\$983,372 / 10.23%</b>	<b>0 / 0%</b>	<b>0 / 0%</b>

\*\*\* DOLLARS REPORTED BUT NOT SHOWN IN THESE COLUMNS. T=TREASURY, N=NON-TREASURY, S=SUBCONTRACTOR FUNDS & PROCUREMENT CARD HUB PURCHASES, TC=TERM CONTRACT, I= INTER GOVERNMENTAL



TEXAS HISTORICALLY UNDERUTILIZED BUSINESS (HUB) SEMI-ANNUAL REPORT RECEIVED FOR FISCAL YEAR 2023

SECTION VII - STATE AGENCY EXPENDITURE DATA

FUND TYPE	TOTAL EXPENDITURE	TOTAL SPENT WITH HUBS AMOUNT / %	BLACK AMOUNT / %	HISPANIC AMOUNT / %	WOMAN AMOUNT / %	ASIAN PACIFIC AMOUNT / %	NATIVE AMERICAN AMOUNT / %	SERVICE-DISABLED VETERAN AMOUNT / %
-----------	-------------------	----------------------------------	------------------	---------------------	------------------	--------------------------	----------------------------	-------------------------------------

781 - TX HIGHER EDUCATION COORD BOARD - HEAVY CONSTRUCTION UNADJUSTED GOAL IS 11.2%

T	0	0 / 0%	0 / 0%	0 / 0%	0 / 0%	0 / 0%	0 / 0%	0 / 0%
N	0	0 / 0%	0 / 0%	0 / 0%	0 / 0%	0 / 0%	0 / 0%	0 / 0%
S	***	0 / 0%	0 / 0%	0 / 0%	0 / 0%	0 / 0%	0 / 0%	0 / 0%
-TC	0	0 / 0%	0 / 0%	0 / 0%	0 / 0%	0 / 0%	0 / 0%	0 / 0%
-I	0	0 / 0%	0 / 0%	0 / 0%	0 / 0%	0 / 0%	0 / 0%	0 / 0%
	<b>0</b>	<b>0 / 0%</b>	<b>0 / 0%</b>	<b>0 / 0%</b>	<b>0 / 0%</b>	<b>0 / 0%</b>	<b>0 / 0%</b>	<b>0 / 0%</b>

781 - TX HIGHER EDUCATION COORD BOARD - BUILDING CONSTRUCTION UNADJUSTED GOAL IS 21.1%

T	0	0 / 0%	0 / 0%	0 / 0%	0 / 0%	0 / 0%	0 / 0%	0 / 0%
N	0	0 / 0%	0 / 0%	0 / 0%	0 / 0%	0 / 0%	0 / 0%	0 / 0%
S	***	0 / 0%	0 / 0%	0 / 0%	0 / 0%	0 / 0%	0 / 0%	0 / 0%
-TC	0	0 / 0%	0 / 0%	0 / 0%	0 / 0%	0 / 0%	0 / 0%	0 / 0%
-I	0	0 / 0%	0 / 0%	0 / 0%	0 / 0%	0 / 0%	0 / 0%	0 / 0%
	<b>0</b>	<b>0 / 0%</b>	<b>0 / 0%</b>	<b>0 / 0%</b>	<b>0 / 0%</b>	<b>0 / 0%</b>	<b>0 / 0%</b>	<b>0 / 0%</b>

781 - TX HIGHER EDUCATION COORD BOARD - SPECIAL TRADE UNADJUSTED GOAL IS 32.9%

T	0	0 / 0%	0 / 0%	0 / 0%	0 / 0%	0 / 0%	0 / 0%	0 / 0%
N	0	0 / 0%	0 / 0%	0 / 0%	0 / 0%	0 / 0%	0 / 0%	0 / 0%
S	***	0 / 0%	0 / 0%	0 / 0%	0 / 0%	0 / 0%	0 / 0%	0 / 0%
-TC	0	0 / 0%	0 / 0%	0 / 0%	0 / 0%	0 / 0%	0 / 0%	0 / 0%
-I	0	0 / 0%	0 / 0%	0 / 0%	0 / 0%	0 / 0%	0 / 0%	0 / 0%
	<b>0</b>	<b>0 / 0%</b>	<b>0 / 0%</b>	<b>0 / 0%</b>	<b>0 / 0%</b>	<b>0 / 0%</b>	<b>0 / 0%</b>	<b>0 / 0%</b>

\*\*\* DOLLARS REPORTED BUT NOT SHOWN IN THESE COLUMNS. T=TREASURY, N=NON-TREASURY, S=SUBCONTRACTOR FUNDS & PROCUREMENT CARD HUB PURCHASES, TC=TERM CONTRACT, I= INTER GOVERNMENTAL



TEXAS HISTORICALLY UNDERUTILIZED BUSINESS (HUB) SEMI-ANNUAL REPORT RECEIVED FOR FISCAL YEAR 2023

SECTION VII - STATE AGENCY EXPENDITURE DATA

FUND TYPE	TOTAL EXPENDITURE	TOTAL SPENT WITH HUBS AMOUNT / %	BLACK AMOUNT / %	HISPANIC AMOUNT / %	WOMAN AMOUNT / %	ASIAN PACIFIC AMOUNT / %	NATIVE AMERICAN AMOUNT / %	SERVICE-DISABLED VETERAN AMOUNT / %
-----------	-------------------	----------------------------------	------------------	---------------------	------------------	--------------------------	----------------------------	-------------------------------------

781 - TX HIGHER EDUCATION COORD BOARD - PROFESSIONAL SERVICES UNADJUSTED GOAL IS 23.7%

T	0	0 / 0%	0 / 0%	0 / 0%	0 / 0%	0 / 0%	0 / 0%	0 / 0%
N	0	0 / 0%	0 / 0%	0 / 0%	0 / 0%	0 / 0%	0 / 0%	0 / 0%
S	***	0 / 0%	0 / 0%	0 / 0%	0 / 0%	0 / 0%	0 / 0%	0 / 0%
-TC	0	0 / 0%	0 / 0%	0 / 0%	0 / 0%	0 / 0%	0 / 0%	0 / 0%
-I	0	0 / 0%	0 / 0%	0 / 0%	0 / 0%	0 / 0%	0 / 0%	0 / 0%
	<b>0</b>	<b>0 / 0%</b>	<b>0 / 0%</b>	<b>0 / 0%</b>	<b>0 / 0%</b>	<b>0 / 0%</b>	<b>0 / 0%</b>	<b>0 / 0%</b>

781 - TX HIGHER EDUCATION COORD BOARD - OTHER SERVICES UNADJUSTED GOAL IS 26%

T	\$15,767,458	\$3,637,791 / 23.07%	0 / 0%	\$83,430 / 0.53%	\$1,270 / 0.01%	\$3,553,091 / 22.53%	0 / 0%	0 / 0%
N	0	0 / 0%	0 / 0%	0 / 0%	0 / 0%	0 / 0%	0 / 0%	0 / 0%
S	***	0 / 0%	0 / 0%	0 / 0%	0 / 0%	0 / 0%	0 / 0%	0 / 0%
-TC	\$876	0 / 0%	0 / 0%	0 / 0%	0 / 0%	0 / 0%	0 / 0%	0 / 0%
-I	0	0 / 0%	0 / 0%	0 / 0%	0 / 0%	0 / 0%	0 / 0%	0 / 0%
	<b>\$15,766,582</b>	<b>\$3,637,791 / 23.07%</b>	<b>0 / 0%</b>	<b>\$83,430 / 0.53%</b>	<b>\$1,270 / 0.01%</b>	<b>\$3,553,091 / 22.53%</b>	<b>0 / 0%</b>	<b>0 / 0%</b>

781 - TX HIGHER EDUCATION COORD BOARD - COMMODITY PURCHASING UNADJUSTED GOAL IS 21.1%

T	\$2,179,124	\$638,094 / 29.28%	\$2,750 / 0.13%	0 / 0%	\$490,218 / 22.50%	\$145,126 / 6.66%	0 / 0%	0 / 0%
N	0	0 / 0%	0 / 0%	0 / 0%	0 / 0%	0 / 0%	0 / 0%	0 / 0%
S	***	0 / 0%	0 / 0%	0 / 0%	0 / 0%	0 / 0%	0 / 0%	0 / 0%
-TC	\$216	0 / 0%	0 / 0%	0 / 0%	0 / 0%	0 / 0%	0 / 0%	0 / 0%
-I	0	0 / 0%	0 / 0%	0 / 0%	0 / 0%	0 / 0%	0 / 0%	0 / 0%
	<b>\$2,178,909</b>	<b>\$638,094 / 29.28%</b>	<b>\$2,750 / 0.13%</b>	<b>0 / 0%</b>	<b>\$490,218 / 22.50%</b>	<b>\$145,126 / 6.66%</b>	<b>0 / 0%</b>	<b>0 / 0%</b>

\*\*\* DOLLARS REPORTED BUT NOT SHOWN IN THESE COLUMNS. T=TREASURY, N=NON-TREASURY, S=SUBCONTRACTOR FUNDS & PROCUREMENT CARD HUB PURCHASES, TC=TERM CONTRACT, I= INTER GOVERNMENTAL





TEXAS HISTORICALLY UNDERUTILIZED BUSINESS (HUB) SEMI-ANNUAL REPORT RECEIVED FOR FISCAL YEAR 2023

SECTION VII - STATE AGENCY EXPENDITURE DATA

FUND TYPE	TOTAL EXPENDITURE	TOTAL SPENT WITH HUBS AMOUNT / %	BLACK AMOUNT / %	HISPANIC AMOUNT / %	WOMAN AMOUNT / %	ASIAN PACIFIC AMOUNT / %	NATIVE AMERICAN AMOUNT / %	SERVICE-DISABLED VETERAN AMOUNT / %
<b>781 - TX HIGHER EDUCATION COORD BOARD - Statewide Grand Total Expenditures</b>								
T	\$17,946,582	\$4,275,885 / 23.83%	\$2,750 / 0.02%	\$83,430 / 0.46%	\$491,488 / 2.74%	\$3,698,218 / 20.61%	0 / 0%	0 / 0%
N	0	0 / 0%	0 / 0%	0 / 0%	0 / 0%	0 / 0%	0 / 0%	0 / 0%
S	***	0 / 0%	0 / 0%	0 / 0%	0 / 0%	0 / 0%	0 / 0%	0 / 0%
-TC	\$1,092	0 / 0%	0 / 0%	0 / 0%	0 / 0%	0 / 0%	0 / 0%	0 / 0%
-I	0	0 / 0%	0 / 0%	0 / 0%	0 / 0%	0 / 0%	0 / 0%	0 / 0%
	<b>\$17,945,490</b>	<b>\$4,275,885 / 23.83%</b>	<b>\$2,750 / 0.02%</b>	<b>\$83,430 / 0.46%</b>	<b>\$491,488 / 2.74%</b>	<b>\$3,698,218 / 20.61%</b>	<b>0 / 0%</b>	<b>0 / 0%</b>

\*\*\* DOLLARS REPORTED BUT NOT SHOWN IN THESE COLUMNS. T=TREASURY, N=NON-TREASURY, S=SUBCONTRACTOR FUNDS & PROCUREMENT CARD HUB PURCHASES, TC=TERM CONTRACT, I= INTER GOVERNMENTAL



TEXAS HISTORICALLY UNDERUTILIZED BUSINESS (HUB) SEMI-ANNUAL REPORT RECEIVED FOR FISCAL YEAR 2023

SECTION VII - STATE AGENCY EXPENDITURE DATA

FUND TYPE	TOTAL EXPENDITURE	TOTAL SPENT WITH HUBS AMOUNT / %	BLACK AMOUNT / %	HISPANIC AMOUNT / %	WOMAN AMOUNT / %	ASIAN PACIFIC AMOUNT / %	NATIVE AMERICAN AMOUNT / %	SERVICE-DISABLED VETERAN AMOUNT / %
-----------	-------------------	----------------------------------	------------------	---------------------	------------------	--------------------------	----------------------------	-------------------------------------

783 - UNIVERSITY OF HOUSTON - SYSTEM - HEAVY CONSTRUCTION UNADJUSTED GOAL IS 11.2%

T	0	0 / 0%	0 / 0%	0 / 0%	0 / 0%	0 / 0%	0 / 0%	0 / 0%
N	0	0 / 0%	0 / 0%	0 / 0%	0 / 0%	0 / 0%	0 / 0%	0 / 0%
S	***	0 / 0%	0 / 0%	0 / 0%	0 / 0%	0 / 0%	0 / 0%	0 / 0%
-TC	0	0 / 0%	0 / 0%	0 / 0%	0 / 0%	0 / 0%	0 / 0%	0 / 0%
-I	0	0 / 0%	0 / 0%	0 / 0%	0 / 0%	0 / 0%	0 / 0%	0 / 0%
	<b>0</b>	<b>0 / 0%</b>	<b>0 / 0%</b>	<b>0 / 0%</b>	<b>0 / 0%</b>	<b>0 / 0%</b>	<b>0 / 0%</b>	<b>0 / 0%</b>

783 - UNIVERSITY OF HOUSTON - SYSTEM - BUILDING CONSTRUCTION UNADJUSTED GOAL IS 21.1%

T	0	0 / 0%	0 / 0%	0 / 0%	0 / 0%	0 / 0%	0 / 0%	0 / 0%
N	0	0 / 0%	0 / 0%	0 / 0%	0 / 0%	0 / 0%	0 / 0%	0 / 0%
S	***	0 / 0%	0 / 0%	0 / 0%	0 / 0%	0 / 0%	0 / 0%	0 / 0%
-TC	0	0 / 0%	0 / 0%	0 / 0%	0 / 0%	0 / 0%	0 / 0%	0 / 0%
-I	0	0 / 0%	0 / 0%	0 / 0%	0 / 0%	0 / 0%	0 / 0%	0 / 0%
	<b>0</b>	<b>0 / 0%</b>	<b>0 / 0%</b>	<b>0 / 0%</b>	<b>0 / 0%</b>	<b>0 / 0%</b>	<b>0 / 0%</b>	<b>0 / 0%</b>

783 - UNIVERSITY OF HOUSTON - SYSTEM - SPECIAL TRADE UNADJUSTED GOAL IS 32.9%

T	0	0 / 0%	0 / 0%	0 / 0%	0 / 0%	0 / 0%	0 / 0%	0 / 0%
N	\$4,795	0 / 0%	0 / 0%	0 / 0%	0 / 0%	0 / 0%	0 / 0%	0 / 0%
S	***	0 / 0%	0 / 0%	0 / 0%	0 / 0%	0 / 0%	0 / 0%	0 / 0%
-TC	0	0 / 0%	0 / 0%	0 / 0%	0 / 0%	0 / 0%	0 / 0%	0 / 0%
-I	0	0 / 0%	0 / 0%	0 / 0%	0 / 0%	0 / 0%	0 / 0%	0 / 0%
	<b>\$4,795</b>	<b>0 / 0%</b>	<b>0 / 0%</b>	<b>0 / 0%</b>	<b>0 / 0%</b>	<b>0 / 0%</b>	<b>0 / 0%</b>	<b>0 / 0%</b>

\*\*\* DOLLARS REPORTED BUT NOT SHOWN IN THESE COLUMNS. T=TREASURY, N=NON-TREASURY, S=SUBCONTRACTOR FUNDS & PROCUREMENT CARD HUB PURCHASES, TC=TERM CONTRACT, I= INTER GOVERNMENT



TEXAS HISTORICALLY UNDERUTILIZED BUSINESS (HUB) SEMI-ANNUAL REPORT RECEIVED FOR FISCAL YEAR 2023

SECTION VII - STATE AGENCY EXPENDITURE DATA

FUND TYPE	TOTAL EXPENDITURE	TOTAL SPENT WITH HUBS AMOUNT / %	BLACK AMOUNT / %	HISPANIC AMOUNT / %	WOMAN AMOUNT / %	ASIAN PACIFIC AMOUNT / %	NATIVE AMERICAN AMOUNT / %	SERVICE-DISABLED VETERAN AMOUNT / %
-----------	-------------------	----------------------------------	------------------	---------------------	------------------	--------------------------	----------------------------	-------------------------------------

783 - UNIVERSITY OF HOUSTON - SYSTEM - PROFESSIONAL SERVICES UNADJUSTED GOAL IS 23.7%

T	0	0 / 0%	0 / 0%	0 / 0%	0 / 0%	0 / 0%	0 / 0%	0 / 0%
N	\$580	0 / 0%	0 / 0%	0 / 0%	0 / 0%	0 / 0%	0 / 0%	0 / 0%
S	***	0 / 0%	0 / 0%	0 / 0%	0 / 0%	0 / 0%	0 / 0%	0 / 0%
-TC	0	0 / 0%	0 / 0%	0 / 0%	0 / 0%	0 / 0%	0 / 0%	0 / 0%
-I	0	0 / 0%	0 / 0%	0 / 0%	0 / 0%	0 / 0%	0 / 0%	0 / 0%
	<b>\$580</b>	<b>0 / 0%</b>	<b>0 / 0%</b>	<b>0 / 0%</b>	<b>0 / 0%</b>	<b>0 / 0%</b>	<b>0 / 0%</b>	<b>0 / 0%</b>

783 - UNIVERSITY OF HOUSTON - SYSTEM - OTHER SERVICES UNADJUSTED GOAL IS 26%

T	0	0 / 0%	0 / 0%	0 / 0%	0 / 0%	0 / 0%	0 / 0%	0 / 0%
N	\$397,680	\$32,452 / 8.16%	0 / 0%	\$9,870 / 2.48%	\$21,207 / 5.33%	0 / 0%	0 / 0%	\$1,375 / 0.35%
S	***	0 / 0%	0 / 0%	0 / 0%	0 / 0%	0 / 0%	0 / 0%	0 / 0%
-TC	0	0 / 0%	0 / 0%	0 / 0%	0 / 0%	0 / 0%	0 / 0%	0 / 0%
-I	0	0 / 0%	0 / 0%	0 / 0%	0 / 0%	0 / 0%	0 / 0%	0 / 0%
	<b>\$397,680</b>	<b>\$32,452 / 8.16%</b>	<b>0 / 0%</b>	<b>\$9,870 / 2.48%</b>	<b>\$21,207 / 5.33%</b>	<b>0 / 0%</b>	<b>0 / 0%</b>	<b>\$1,375 / 0.35%</b>

783 - UNIVERSITY OF HOUSTON - SYSTEM - COMMODITY PURCHASING UNADJUSTED GOAL IS 21.1%

T	0	0 / 0%	0 / 0%	0 / 0%	0 / 0%	0 / 0%	0 / 0%	0 / 0%
N	\$199,955	\$25,295 / 12.65%	0 / 0%	\$16,000 / 8.00%	\$9,295 / 4.65%	0 / 0%	0 / 0%	0 / 0%
S	***	\$9,703 / 18.59%	0 / 0%	\$9,099 / 17.43%	\$605 / 1.16%	0 / 0%	0 / 0%	0 / 0%
-TC	0	0 / 0%	0 / 0%	0 / 0%	0 / 0%	0 / 0%	0 / 0%	0 / 0%
-I	0	0 / 0%	0 / 0%	0 / 0%	0 / 0%	0 / 0%	0 / 0%	0 / 0%
	<b>\$199,955</b>	<b>\$34,999 / 31.24%</b>	<b>0 / 0%</b>	<b>\$25,099 / 25.43%</b>	<b>\$9,900 / 5.81%</b>	<b>0 / 0%</b>	<b>0 / 0%</b>	<b>0 / 0%</b>

\*\*\* DOLLARS REPORTED BUT NOT SHOWN IN THESE COLUMNS. T=TREASURY, N=NON-TREASURY, S=SUBCONTRACTOR FUNDS & PROCUREMENT CARD HUB PURCHASES, TC=TERM CONTRACT, I= INTER GOVERNMENT



TEXAS HISTORICALLY UNDERUTILIZED BUSINESS (HUB) SEMI-ANNUAL REPORT RECEIVED FOR FISCAL YEAR 2023

SECTION VII - STATE AGENCY EXPENDITURE DATA

FUND TYPE	TOTAL EXPENDITURE	TOTAL SPENT WITH HUBS AMOUNT / %	BLACK AMOUNT / %	HISPANIC AMOUNT / %	WOMAN AMOUNT / %	ASIAN PACIFIC AMOUNT / %	NATIVE AMERICAN AMOUNT / %	SERVICE-DISABLED VETERAN AMOUNT / %
<b>783 - UNIVERSITY OF HOUSTON - SYSTEM - Statewide Grand Total Expenditures</b>								
T	0	0 / 0%	0 / 0%	0 / 0%	0 / 0%	0 / 0%	0 / 0%	0 / 0%
N	\$603,010	\$57,747 / 9.58%	0 / 0%	\$25,871 / 4.29%	\$30,501 / 5.06%	0 / 0%	0 / 0%	\$1,375 / 0.23%
S	***	\$9,703 / 18.59%	0 / 0%	\$9,099 / 17.43%	\$605 / 1.16%	0 / 0%	0 / 0%	0 / 0%
-TC	0	0 / 0%	0 / 0%	0 / 0%	0 / 0%	0 / 0%	0 / 0%	0 / 0%
-I	0	0 / 0%	0 / 0%	0 / 0%	0 / 0%	0 / 0%	0 / 0%	0 / 0%
	<b>\$603,010</b>	<b>\$67,450 / 28.16%</b>	<b>0 / 0%</b>	<b>\$34,969 / 21.72%</b>	<b>\$31,106 / 6.22%</b>	<b>0 / 0%</b>	<b>0 / 0%</b>	<b>\$1,375 / 0.23%</b>

\*\*\* DOLLARS REPORTED BUT NOT SHOWN IN THESE COLUMNS. T=TREASURY, N=NON-TREASURY, S=SUBCONTRACTOR FUNDS & PROCUREMENT CARD HUB PURCHASES, TC=TERM CONTRACT, I= INTER GOVERNMENTAL



TEXAS HISTORICALLY UNDERUTILIZED BUSINESS (HUB) SEMI-ANNUAL REPORT RECEIVED FOR FISCAL YEAR 2023

SECTION VII - STATE AGENCY EXPENDITURE DATA

FUND TYPE	TOTAL EXPENDITURE	TOTAL SPENT WITH HUBS AMOUNT / %	BLACK AMOUNT / %	HISPANIC AMOUNT / %	WOMAN AMOUNT / %	ASIAN PACIFIC AMOUNT / %	NATIVE AMERICAN AMOUNT / %	SERVICE-DISABLED VETERAN AMOUNT / %
-----------	-------------------	----------------------------------	------------------	---------------------	------------------	--------------------------	----------------------------	-------------------------------------

784 - UNIVERSITY OF HOUSTON - DOWNTOWN - HEAVY CONSTRUCTION UNADJUSTED GOAL IS 11.2%

T	0	0 / 0%	0 / 0%	0 / 0%	0 / 0%	0 / 0%	0 / 0%	0 / 0%
N	0	0 / 0%	0 / 0%	0 / 0%	0 / 0%	0 / 0%	0 / 0%	0 / 0%
S	***	0 / 0%	0 / 0%	0 / 0%	0 / 0%	0 / 0%	0 / 0%	0 / 0%
-TC	0	0 / 0%	0 / 0%	0 / 0%	0 / 0%	0 / 0%	0 / 0%	0 / 0%
-I	0	0 / 0%	0 / 0%	0 / 0%	0 / 0%	0 / 0%	0 / 0%	0 / 0%
	<b>0</b>	<b>0 / 0%</b>	<b>0 / 0%</b>	<b>0 / 0%</b>	<b>0 / 0%</b>	<b>0 / 0%</b>	<b>0 / 0%</b>	<b>0 / 0%</b>

784 - UNIVERSITY OF HOUSTON - DOWNTOWN - BUILDING CONSTRUCTION UNADJUSTED GOAL IS 21.1%

T	\$198,443	\$4,045 / 2.04%	0 / 0%	0 / 0%	\$4,045 / 2.04%	0 / 0%	0 / 0%	0 / 0%
N	\$7,455,220	\$19,134 / 0.26%	0 / 0%	0 / 0%	\$11,489 / 0.15%	\$7,645 / 0.10%	0 / 0%	0 / 0%
S	***	\$2,368,948 / 30.95%	\$58,141 / 0.76%	\$859,118 / 11.22%	\$1,219,320 / 15.93%	\$37,676 / 0.49%	\$194,692 / 2.54%	0 / 0%
-TC	0	0 / 0%	0 / 0%	0 / 0%	0 / 0%	0 / 0%	0 / 0%	0 / 0%
-I	0	0 / 0%	0 / 0%	0 / 0%	0 / 0%	0 / 0%	0 / 0%	0 / 0%
	<b>\$7,653,662</b>	<b>\$2,392,126 / 33.25%</b>	<b>\$58,141 / 0.76%</b>	<b>\$859,118 / 11.22%</b>	<b>\$1,234,853 / 18.12%</b>	<b>\$45,321 / 0.59%</b>	<b>\$194,692 / 2.54%</b>	<b>0 / 0%</b>

784 - UNIVERSITY OF HOUSTON - DOWNTOWN - SPECIAL TRADE UNADJUSTED GOAL IS 32.9%

T	\$862,017	\$218,046 / 25.29%	0 / 0%	0 / 0%	\$211,351 / 24.52%	\$4,825 / 0.56%	\$1,870 / 0.22%	0 / 0%
N	\$4,769,272	\$1,835,444 / 38.48%	0 / 0%	\$1,124,643 / 23.58%	\$649,445 / 13.62%	\$16,238 / 0.34%	\$45,117 / 0.95%	0 / 0%
S	***	0 / 0%	0 / 0%	0 / 0%	0 / 0%	0 / 0%	0 / 0%	0 / 0%
-TC	0	0 / 0%	0 / 0%	0 / 0%	0 / 0%	0 / 0%	0 / 0%	0 / 0%
-I	0	0 / 0%	0 / 0%	0 / 0%	0 / 0%	0 / 0%	0 / 0%	0 / 0%
	<b>\$5,631,288</b>	<b>\$2,053,489 / 63.78%</b>	<b>0 / 0%</b>	<b>\$1,124,643 / 23.58%</b>	<b>\$860,796 / 38.14%</b>	<b>\$21,063 / 0.90%</b>	<b>\$46,987 / 1.16%</b>	<b>0 / 0%</b>

\*\*\* DOLLARS REPORTED BUT NOT SHOWN IN THESE COLUMNS. T=TREASURY, N=NON-TREASURY, S=SUBCONTRACTOR FUNDS & PROCUREMENT CARD HUB PURCHASES, TC=TERM CONTRACT, I= INTER GOVERNMENTAL



TEXAS HISTORICALLY UNDERUTILIZED BUSINESS (HUB) SEMI-ANNUAL REPORT RECEIVED FOR FISCAL YEAR 2023

SECTION VII - STATE AGENCY EXPENDITURE DATA

FUND TYPE	TOTAL EXPENDITURE	TOTAL SPENT WITH HUBS AMOUNT / %	BLACK AMOUNT / %	HISPANIC AMOUNT / %	WOMAN AMOUNT / %	ASIAN PACIFIC AMOUNT / %	NATIVE AMERICAN AMOUNT / %	SERVICE-DISABLED VETERAN AMOUNT / %
-----------	-------------------	----------------------------------	------------------	---------------------	------------------	--------------------------	----------------------------	-------------------------------------

784 - UNIVERSITY OF HOUSTON - DOWNTOWN - PROFESSIONAL SERVICES UNADJUSTED GOAL IS 23.7%

T	0	0 / 0%	0 / 0%	0 / 0%	0 / 0%	0 / 0%	0 / 0%	0 / 0%
N	0	0 / 0%	0 / 0%	0 / 0%	0 / 0%	0 / 0%	0 / 0%	0 / 0%
S	***	0 / 0%	0 / 0%	0 / 0%	0 / 0%	0 / 0%	0 / 0%	0 / 0%
-TC	0	0 / 0%	0 / 0%	0 / 0%	0 / 0%	0 / 0%	0 / 0%	0 / 0%
-I	0	0 / 0%	0 / 0%	0 / 0%	0 / 0%	0 / 0%	0 / 0%	0 / 0%
	<b>0</b>	<b>0 / 0%</b>	<b>0 / 0%</b>	<b>0 / 0%</b>	<b>0 / 0%</b>	<b>0 / 0%</b>	<b>0 / 0%</b>	<b>0 / 0%</b>

784 - UNIVERSITY OF HOUSTON - DOWNTOWN - OTHER SERVICES UNADJUSTED GOAL IS 26%

T	\$63,717	\$44,924 / 70.51%	0 / 0%	\$16,994 / 26.67%	\$27,930 / 43.83%	0 / 0%	0 / 0%	0 / 0%
N	\$5,901,558	\$882,263 / 14.95%	\$27,535 / 0.47%	\$202,910 / 3.44%	\$483,717 / 8.20%	\$168,101 / 2.85%	0 / 0%	0 / 0%
S	***	\$68 / 0.09%	0 / 0%	0 / 0%	\$68 / 0.09%	0 / 0%	0 / 0%	0 / 0%
-TC	0	0 / 0%	0 / 0%	0 / 0%	0 / 0%	0 / 0%	0 / 0%	0 / 0%
-I	0	0 / 0%	0 / 0%	0 / 0%	0 / 0%	0 / 0%	0 / 0%	0 / 0%
	<b>\$5,965,275</b>	<b>\$927,256 / 85.54%</b>	<b>\$27,535 / 0.47%</b>	<b>\$219,904 / 30.11%</b>	<b>\$511,715 / 52.12%</b>	<b>\$168,101 / 2.85%</b>	<b>0 / 0%</b>	<b>0 / 0%</b>

784 - UNIVERSITY OF HOUSTON - DOWNTOWN - COMMODITY PURCHASING UNADJUSTED GOAL IS 21.1%

T	\$1,598,142	\$1,098,715 / 68.75%	\$306,067 / 19.15%	\$175,748 / 11.00%	\$583,870 / 36.53%	\$31,281 / 1.96%	\$1,750 / 0.11%	0 / 0%
N	\$4,928,340	\$2,145,182 / 43.53%	\$451,177 / 9.15%	\$488,399 / 9.91%	\$913,105 / 18.53%	\$290,751 / 5.90%	\$1,750 / 0.04%	0 / 0%
S	***	\$25,787 / 1.09%	0 / 0%	\$10,499 / 0.44%	\$15,288 / 0.65%	0 / 0%	0 / 0%	0 / 0%
-TC	0	0 / 0%	0 / 0%	0 / 0%	0 / 0%	0 / 0%	0 / 0%	0 / 0%
-I	0	0 / 0%	0 / 0%	0 / 0%	0 / 0%	0 / 0%	0 / 0%	0 / 0%
	<b>\$6,526,482</b>	<b>\$3,269,683 / 113.37%</b>	<b>\$757,243 / 28.31%</b>	<b>\$674,645 / 21.35%</b>	<b>\$1,512,263 / 55.71%</b>	<b>\$322,032 / 7.86%</b>	<b>\$3,500 / 0.15%</b>	<b>0 / 0%</b>

\*\*\* DOLLARS REPORTED BUT NOT SHOWN IN THESE COLUMNS. T=TREASURY, N=NON-TREASURY, S=SUBCONTRACTOR FUNDS & PROCUREMENT CARD HUB PURCHASES, TC=TERM CONTRACT, I= INTER GOVERNMENTAL



TEXAS HISTORICALLY UNDERUTILIZED BUSINESS (HUB) SEMI-ANNUAL REPORT RECEIVED FOR FISCAL YEAR 2023

SECTION VII - STATE AGENCY EXPENDITURE DATA

FUND TYPE	TOTAL EXPENDITURE	TOTAL SPENT WITH HUBS AMOUNT / %	BLACK AMOUNT / %	HISPANIC AMOUNT / %	WOMAN AMOUNT / %	ASIAN PACIFIC AMOUNT / %	NATIVE AMERICAN AMOUNT / %	SERVICE-DISABLED VETERAN AMOUNT / %
<b>784 - UNIVERSITY OF HOUSTON - DOWNTOWN - Statewide Grand Total Expenditures</b>								
T	\$2,722,317	\$1,365,729 / 50.17%	\$306,067 / 11.24%	\$192,742 / 7.08%	\$827,195 / 30.39%	\$36,106 / 1.33%	\$3,620 / 0.13%	0 / 0%
N	\$23,054,389	\$4,882,023 / 21.18%	\$478,712 / 2.08%	\$1,815,952 / 7.88%	\$2,057,756 / 8.93%	\$482,735 / 2.09%	\$46,867 / 0.20%	0 / 0%
S	***	\$2,394,803 / 23.73%	\$58,141 / 0.58%	\$869,617 / 8.62%	\$1,234,675 / 12.23%	\$37,676 / 0.37%	\$194,692 / 1.93%	0 / 0%
-TC	0	0 / 0%	0 / 0%	0 / 0%	0 / 0%	0 / 0%	0 / 0%	0 / 0%
-I	0	0 / 0%	0 / 0%	0 / 0%	0 / 0%	0 / 0%	0 / 0%	0 / 0%
	<b>\$25,776,707</b>	<b>\$8,642,554 / 95.07%</b>	<b>\$842,920 / 13.90%</b>	<b>\$2,878,311 / 23.57%</b>	<b>\$4,119,627 / 51.54%</b>	<b>\$556,518 / 3.79%</b>	<b>\$245,179 / 2.27%</b>	<b>0 / 0%</b>

\*\*\* DOLLARS REPORTED BUT NOT SHOWN IN THESE COLUMNS. T=TREASURY, N=NON-TREASURY, S=SUBCONTRACTOR FUNDS & PROCUREMENT CARD HUB PURCHASES, TC=TERM CONTRACT, I= INTER GOVERNMENTAL



TEXAS HISTORICALLY UNDERUTILIZED BUSINESS (HUB) SEMI-ANNUAL REPORT RECEIVED FOR FISCAL YEAR 2023

SECTION VII - STATE AGENCY EXPENDITURE DATA

FUND TYPE	TOTAL EXPENDITURE	TOTAL SPENT WITH HUBS AMOUNT / %	BLACK AMOUNT / %	HISPANIC AMOUNT / %	WOMAN AMOUNT / %	ASIAN PACIFIC AMOUNT / %	NATIVE AMERICAN AMOUNT / %	SERVICE-DISABLED VETERAN AMOUNT / %
-----------	-------------------	----------------------------------	------------------	---------------------	------------------	--------------------------	----------------------------	-------------------------------------

785 - UNIV OF TEXAS HEALTH CENTER AT TYLER - HEAVY CONSTRUCTION UNADJUSTED GOAL IS 11.2%

T	0	0 / 0%	0 / 0%	0 / 0%	0 / 0%	0 / 0%	0 / 0%	0 / 0%
N	0	0 / 0%	0 / 0%	0 / 0%	0 / 0%	0 / 0%	0 / 0%	0 / 0%
S	***	0 / 0%	0 / 0%	0 / 0%	0 / 0%	0 / 0%	0 / 0%	0 / 0%
-TC	0	0 / 0%	0 / 0%	0 / 0%	0 / 0%	0 / 0%	0 / 0%	0 / 0%
-I	0	0 / 0%	0 / 0%	0 / 0%	0 / 0%	0 / 0%	0 / 0%	0 / 0%
	<b>0</b>	<b>0 / 0%</b>	<b>0 / 0%</b>	<b>0 / 0%</b>	<b>0 / 0%</b>	<b>0 / 0%</b>	<b>0 / 0%</b>	<b>0 / 0%</b>

785 - UNIV OF TEXAS HEALTH CENTER AT TYLER - BUILDING CONSTRUCTION UNADJUSTED GOAL IS 21.1%

T	0	0 / 0%	0 / 0%	0 / 0%	0 / 0%	0 / 0%	0 / 0%	0 / 0%
N	0	0 / 0%	0 / 0%	0 / 0%	0 / 0%	0 / 0%	0 / 0%	0 / 0%
S	***	0 / 0%	0 / 0%	0 / 0%	0 / 0%	0 / 0%	0 / 0%	0 / 0%
-TC	0	0 / 0%	0 / 0%	0 / 0%	0 / 0%	0 / 0%	0 / 0%	0 / 0%
-I	0	0 / 0%	0 / 0%	0 / 0%	0 / 0%	0 / 0%	0 / 0%	0 / 0%
	<b>0</b>	<b>0 / 0%</b>	<b>0 / 0%</b>	<b>0 / 0%</b>	<b>0 / 0%</b>	<b>0 / 0%</b>	<b>0 / 0%</b>	<b>0 / 0%</b>

785 - UNIV OF TEXAS HEALTH CENTER AT TYLER - SPECIAL TRADE UNADJUSTED GOAL IS 32.9%

T	0	0 / 0%	0 / 0%	0 / 0%	0 / 0%	0 / 0%	0 / 0%	0 / 0%
N	\$992,525	\$34,997 / 3.53%	0 / 0%	\$7,000 / 0.71%	\$27,997 / 2.82%	0 / 0%	0 / 0%	0 / 0%
S	***	0 / 0%	0 / 0%	0 / 0%	0 / 0%	0 / 0%	0 / 0%	0 / 0%
-TC	0	0 / 0%	0 / 0%	0 / 0%	0 / 0%	0 / 0%	0 / 0%	0 / 0%
-I	0	0 / 0%	0 / 0%	0 / 0%	0 / 0%	0 / 0%	0 / 0%	0 / 0%
	<b>\$992,525</b>	<b>\$34,997 / 3.53%</b>	<b>0 / 0%</b>	<b>\$7,000 / 0.71%</b>	<b>\$27,997 / 2.82%</b>	<b>0 / 0%</b>	<b>0 / 0%</b>	<b>0 / 0%</b>

\*\*\* DOLLARS REPORTED BUT NOT SHOWN IN THESE COLUMNS. T=TREASURY, N=NON-TREASURY, S=SUBCONTRACTOR FUNDS & PROCUREMENT CARD HUB PURCHASES, TC=TERM CONTRACT, I= INTER GOVERNMENT





TEXAS HISTORICALLY UNDERUTILIZED BUSINESS (HUB) SEMI-ANNUAL REPORT RECEIVED FOR FISCAL YEAR 2023

SECTION VII - STATE AGENCY EXPENDITURE DATA

FUND TYPE	TOTAL EXPENDITURE	TOTAL SPENT WITH HUBS AMOUNT / %	BLACK AMOUNT / %	HISPANIC AMOUNT / %	WOMAN AMOUNT / %	ASIAN PACIFIC AMOUNT / %	NATIVE AMERICAN AMOUNT / %	SERVICE-DISABLED VETERAN AMOUNT / %
<b>785 - UNIV OF TEXAS HEALTH CENTER AT TYLER - PROFESSIONAL SERVICES UNADJUSTED GOAL IS 23.7%</b>								
T	0	0 / 0%	0 / 0%	0 / 0%	0 / 0%	0 / 0%	0 / 0%	0 / 0%
N	\$1,852,595	\$83 / 0.00%	0 / 0%	0 / 0%	\$27 / 0.00%	\$57 / 0.00%	0 / 0%	0 / 0%
S	***	0 / 0%	0 / 0%	0 / 0%	0 / 0%	0 / 0%	0 / 0%	0 / 0%
-TC	0	0 / 0%	0 / 0%	0 / 0%	0 / 0%	0 / 0%	0 / 0%	0 / 0%
-I	0	0 / 0%	0 / 0%	0 / 0%	0 / 0%	0 / 0%	0 / 0%	0 / 0%
	<b>\$1,852,595</b>	<b>\$83 / 0.00%</b>	<b>0 / 0%</b>	<b>0 / 0%</b>	<b>\$27 / 0.00%</b>	<b>\$57 / 0.00%</b>	<b>0 / 0%</b>	<b>0 / 0%</b>

<b>785 - UNIV OF TEXAS HEALTH CENTER AT TYLER - OTHER SERVICES UNADJUSTED GOAL IS 26%</b>								
T	0	0 / 0%	0 / 0%	0 / 0%	0 / 0%	0 / 0%	0 / 0%	0 / 0%
N	\$4,629,332	\$464,185 / 10.03%	\$55,715 / 1.20%	\$132,135 / 2.85%	\$209,645 / 4.53%	\$66,690 / 1.44%	0 / 0%	0 / 0%
S	***	0 / 0%	0 / 0%	0 / 0%	0 / 0%	0 / 0%	0 / 0%	0 / 0%
-TC	\$13,684	0 / 0%	0 / 0%	0 / 0%	0 / 0%	0 / 0%	0 / 0%	0 / 0%
-I	0	0 / 0%	0 / 0%	0 / 0%	0 / 0%	0 / 0%	0 / 0%	0 / 0%
	<b>\$4,615,647</b>	<b>\$464,185 / 10.03%</b>	<b>\$55,715 / 1.20%</b>	<b>\$132,135 / 2.85%</b>	<b>\$209,645 / 4.53%</b>	<b>\$66,690 / 1.44%</b>	<b>0 / 0%</b>	<b>0 / 0%</b>

<b>785 - UNIV OF TEXAS HEALTH CENTER AT TYLER - COMMODITY PURCHASING UNADJUSTED GOAL IS 21.1%</b>								
T	0	0 / 0%	0 / 0%	0 / 0%	0 / 0%	0 / 0%	0 / 0%	0 / 0%
N	\$21,044,928	\$1,589,675 / 7.55%	\$409,397 / 1.95%	\$526,296 / 2.50%	\$122,149 / 0.58%	\$531,833 / 2.53%	0 / 0%	0 / 0%
S	***	0 / 0%	0 / 0%	0 / 0%	0 / 0%	0 / 0%	0 / 0%	0 / 0%
-TC	\$48,565	0 / 0%	0 / 0%	0 / 0%	0 / 0%	0 / 0%	0 / 0%	0 / 0%
-I	0	0 / 0%	0 / 0%	0 / 0%	0 / 0%	0 / 0%	0 / 0%	0 / 0%
	<b>\$20,996,363</b>	<b>\$1,589,675 / 7.55%</b>	<b>\$409,397 / 1.95%</b>	<b>\$526,296 / 2.50%</b>	<b>\$122,149 / 0.58%</b>	<b>\$531,833 / 2.53%</b>	<b>0 / 0%</b>	<b>0 / 0%</b>

\*\*\* DOLLARS REPORTED BUT NOT SHOWN IN THESE COLUMNS. T=TREASURY, N=NON-TREASURY, S=SUBCONTRACTOR FUNDS & PROCUREMENT CARD HUB PURCHASES, TC=TERM CONTRACT, I= INTER GOVERNMENT



TEXAS HISTORICALLY UNDERUTILIZED BUSINESS (HUB) SEMI-ANNUAL REPORT RECEIVED FOR FISCAL YEAR 2023

SECTION VII - STATE AGENCY EXPENDITURE DATA

FUND TYPE	TOTAL EXPENDITURE	TOTAL SPENT WITH HUBS AMOUNT / %	BLACK AMOUNT / %	HISPANIC AMOUNT / %	WOMAN AMOUNT / %	ASIAN PACIFIC AMOUNT / %	NATIVE AMERICAN AMOUNT / %	SERVICE-DISABLED VETERAN AMOUNT / %
<b>785 - UNIV OF TEXAS HEALTH CENTER AT TYLER - Statewide Grand Total Expenditures</b>								
T	0	0 / 0%	0 / 0%	0 / 0%	0 / 0%	0 / 0%	0 / 0%	0 / 0%
N	\$28,519,380	\$2,088,940 / 7.32%	\$465,111 / 1.63%	\$665,431 / 2.33%	\$359,818 / 1.26%	\$598,580 / 2.10%	0 / 0%	0 / 0%
S	***	0 / 0%	0 / 0%	0 / 0%	0 / 0%	0 / 0%	0 / 0%	0 / 0%
-TC	\$62,249	0 / 0%	0 / 0%	0 / 0%	0 / 0%	0 / 0%	0 / 0%	0 / 0%
-I	0	0 / 0%	0 / 0%	0 / 0%	0 / 0%	0 / 0%	0 / 0%	0 / 0%
	<b>\$28,457,131</b>	<b>\$2,088,940 / 7.32%</b>	<b>\$465,111 / 1.63%</b>	<b>\$665,431 / 2.33%</b>	<b>\$359,818 / 1.26%</b>	<b>\$598,580 / 2.10%</b>	<b>0 / 0%</b>	<b>0 / 0%</b>

\*\*\* DOLLARS REPORTED BUT NOT SHOWN IN THESE COLUMNS. T=TREASURY, N=NON-TREASURY, S=SUBCONTRACTOR FUNDS & PROCUREMENT CARD HUB PURCHASES, TC=TERM CONTRACT, I= INTER GOVERNMENTAL



TEXAS HISTORICALLY UNDERUTILIZED BUSINESS (HUB) SEMI-ANNUAL REPORT RECEIVED FOR FISCAL YEAR 2023

SECTION VII - STATE AGENCY EXPENDITURE DATA

FUND TYPE	TOTAL EXPENDITURE	TOTAL SPENT WITH HUBS AMOUNT / %	BLACK AMOUNT / %	HISPANIC AMOUNT / %	WOMAN AMOUNT / %	ASIAN PACIFIC AMOUNT / %	NATIVE AMERICAN AMOUNT / %	SERVICE-DISABLED VETERAN AMOUNT / %
-----------	-------------------	----------------------------------	------------------	---------------------	------------------	--------------------------	----------------------------	-------------------------------------

787 - LAMAR STATE COLLEGE - ORANGE - HEAVY CONSTRUCTION UNADJUSTED GOAL IS 11.2%

T	\$500	0 / 0%	0 / 0%	0 / 0%	0 / 0%	0 / 0%	0 / 0%	0 / 0%
N	0	0 / 0%	0 / 0%	0 / 0%	0 / 0%	0 / 0%	0 / 0%	0 / 0%
S	***	0 / 0%	0 / 0%	0 / 0%	0 / 0%	0 / 0%	0 / 0%	0 / 0%
-TC	0	0 / 0%	0 / 0%	0 / 0%	0 / 0%	0 / 0%	0 / 0%	0 / 0%
-I	0	0 / 0%	0 / 0%	0 / 0%	0 / 0%	0 / 0%	0 / 0%	0 / 0%
	<b>\$500</b>	<b>0 / 0%</b>	<b>0 / 0%</b>	<b>0 / 0%</b>	<b>0 / 0%</b>	<b>0 / 0%</b>	<b>0 / 0%</b>	<b>0 / 0%</b>

787 - LAMAR STATE COLLEGE - ORANGE - BUILDING CONSTRUCTION UNADJUSTED GOAL IS 21.1%

T	0	0 / 0%	0 / 0%	0 / 0%	0 / 0%	0 / 0%	0 / 0%	0 / 0%
N	0	0 / 0%	0 / 0%	0 / 0%	0 / 0%	0 / 0%	0 / 0%	0 / 0%
S	***	0 / 0%	0 / 0%	0 / 0%	0 / 0%	0 / 0%	0 / 0%	0 / 0%
-TC	0	0 / 0%	0 / 0%	0 / 0%	0 / 0%	0 / 0%	0 / 0%	0 / 0%
-I	0	0 / 0%	0 / 0%	0 / 0%	0 / 0%	0 / 0%	0 / 0%	0 / 0%
	<b>0</b>	<b>0 / 0%</b>	<b>0 / 0%</b>	<b>0 / 0%</b>	<b>0 / 0%</b>	<b>0 / 0%</b>	<b>0 / 0%</b>	<b>0 / 0%</b>

787 - LAMAR STATE COLLEGE - ORANGE - SPECIAL TRADE UNADJUSTED GOAL IS 32.9%

T	\$95,759	0 / 0%	0 / 0%	0 / 0%	0 / 0%	0 / 0%	0 / 0%	0 / 0%
N	\$548,592	\$17,000 / 3.10%	0 / 0%	0 / 0%	\$17,000 / 3.10%	0 / 0%	0 / 0%	0 / 0%
S	***	0 / 0%	0 / 0%	0 / 0%	0 / 0%	0 / 0%	0 / 0%	0 / 0%
-TC	0	0 / 0%	0 / 0%	0 / 0%	0 / 0%	0 / 0%	0 / 0%	0 / 0%
-I	0	0 / 0%	0 / 0%	0 / 0%	0 / 0%	0 / 0%	0 / 0%	0 / 0%
	<b>\$644,350</b>	<b>\$17,000 / 3.10%</b>	<b>0 / 0%</b>	<b>0 / 0%</b>	<b>\$17,000 / 3.10%</b>	<b>0 / 0%</b>	<b>0 / 0%</b>	<b>0 / 0%</b>

\*\*\* DOLLARS REPORTED BUT NOT SHOWN IN THESE COLUMNS. T=TREASURY, N=NON-TREASURY, S=SUBCONTRACTOR FUNDS & PROCUREMENT CARD HUB PURCHASES, TC=TERM CONTRACT, I= INTER GOVERNMENT



TEXAS HISTORICALLY UNDERUTILIZED BUSINESS (HUB) SEMI-ANNUAL REPORT RECEIVED FOR FISCAL YEAR 2023

SECTION VII - STATE AGENCY EXPENDITURE DATA

FUND TYPE	TOTAL EXPENDITURE	TOTAL SPENT WITH HUBS AMOUNT / %	BLACK AMOUNT / %	HISPANIC AMOUNT / %	WOMAN AMOUNT / %	ASIAN PACIFIC AMOUNT / %	NATIVE AMERICAN AMOUNT / %	SERVICE-DISABLED VETERAN AMOUNT / %
<b>787 - LAMAR STATE COLLEGE - ORANGE - PROFESSIONAL SERVICES UNADJUSTED GOAL IS 23.7%</b>								
T	0	0 / 0%	0 / 0%	0 / 0%	0 / 0%	0 / 0%	0 / 0%	0 / 0%
N	\$2,435,954	0 / 0%	0 / 0%	0 / 0%	0 / 0%	0 / 0%	0 / 0%	0 / 0%
S	***	\$3,900 / 0.16%	\$3,900 / 0.16%	0 / 0%	0 / 0%	0 / 0%	0 / 0%	0 / 0%
-TC	0	0 / 0%	0 / 0%	0 / 0%	0 / 0%	0 / 0%	0 / 0%	0 / 0%
-I	0	0 / 0%	0 / 0%	0 / 0%	0 / 0%	0 / 0%	0 / 0%	0 / 0%
	<b>\$2,435,954</b>	<b>\$3,900 / 0.16%</b>	<b>\$3,900 / 0.16%</b>	<b>0 / 0%</b>	<b>0 / 0%</b>	<b>0 / 0%</b>	<b>0 / 0%</b>	<b>0 / 0%</b>
<b>787 - LAMAR STATE COLLEGE - ORANGE - OTHER SERVICES UNADJUSTED GOAL IS 26%</b>								
T	\$533,511	\$177,363 / 33.24%	0 / 0%	\$177,163 / 33.21%	\$200 / 0.04%	0 / 0%	0 / 0%	0 / 0%
N	\$1,700,553	\$16,423 / 0.97%	0 / 0%	0 / 0%	\$16,423 / 0.97%	0 / 0%	0 / 0%	0 / 0%
S	***	\$3,035 / 1.15%	0 / 0%	0 / 0%	\$3,035 / 1.15%	0 / 0%	0 / 0%	0 / 0%
-TC	0	0 / 0%	0 / 0%	0 / 0%	0 / 0%	0 / 0%	0 / 0%	0 / 0%
-I	0	0 / 0%	0 / 0%	0 / 0%	0 / 0%	0 / 0%	0 / 0%	0 / 0%
	<b>\$2,234,064</b>	<b>\$196,821 / 35.36%</b>	<b>0 / 0%</b>	<b>\$177,163 / 33.21%</b>	<b>\$19,658 / 2.15%</b>	<b>0 / 0%</b>	<b>0 / 0%</b>	<b>0 / 0%</b>
<b>787 - LAMAR STATE COLLEGE - ORANGE - COMMODITY PURCHASING UNADJUSTED GOAL IS 21.1%</b>								
T	\$430,426	\$50,203 / 11.66%	\$36,041 / 8.37%	\$8,400 / 1.95%	\$2,810 / 0.65%	\$2,953 / 0.69%	0 / 0%	0 / 0%
N	\$1,801,629	\$293,883 / 16.31%	\$9,344 / 0.52%	\$26,464 / 1.47%	\$131,367 / 7.29%	\$126,708 / 7.03%	0 / 0%	0 / 0%
S	***	0 / 0%	0 / 0%	0 / 0%	0 / 0%	0 / 0%	0 / 0%	0 / 0%
-TC	0	0 / 0%	0 / 0%	0 / 0%	0 / 0%	0 / 0%	0 / 0%	0 / 0%
-I	0	0 / 0%	0 / 0%	0 / 0%	0 / 0%	0 / 0%	0 / 0%	0 / 0%
	<b>\$2,232,055</b>	<b>\$344,086 / 27.98%</b>	<b>\$45,385 / 8.89%</b>	<b>\$34,864 / 3.42%</b>	<b>\$134,176 / 7.94%</b>	<b>\$129,662 / 7.72%</b>	<b>0 / 0%</b>	<b>0 / 0%</b>

\*\*\* DOLLARS REPORTED BUT NOT SHOWN IN THESE COLUMNS. T=TREASURY, N=NON-TREASURY, S=SUBCONTRACTOR FUNDS & PROCUREMENT CARD HUB PURCHASES, TC=TERM CONTRACT, I= INTER GOVERNMENTAL



TEXAS HISTORICALLY UNDERUTILIZED BUSINESS (HUB) SEMI-ANNUAL REPORT RECEIVED FOR FISCAL YEAR 2023

SECTION VII - STATE AGENCY EXPENDITURE DATA

FUND TYPE	TOTAL EXPENDITURE	TOTAL SPENT WITH HUBS AMOUNT / %	BLACK AMOUNT / %	HISPANIC AMOUNT / %	WOMAN AMOUNT / %	ASIAN PACIFIC AMOUNT / %	NATIVE AMERICAN AMOUNT / %	SERVICE-DISABLED VETERAN AMOUNT / %
<b>787 - LAMAR STATE COLLEGE - ORANGE - Statewide Grand Total Expenditures</b>								
T	\$1,060,196	\$227,566 / 21.46%	\$36,041 / 3.40%	\$185,563 / 17.50%	\$3,010 / 0.28%	\$2,953 / 0.28%	0 / 0%	0 / 0%
N	\$6,486,727	\$327,306 / 5.05%	\$9,344 / 0.14%	\$26,464 / 0.41%	\$164,790 / 2.54%	\$126,708 / 1.95%	0 / 0%	0 / 0%
S	***	\$6,935 / 0.26%	\$3,900 / 0.14%	0 / 0%	\$3,035 / 0.11%	0 / 0%	0 / 0%	0 / 0%
-TC	0	0 / 0%	0 / 0%	0 / 0%	0 / 0%	0 / 0%	0 / 0%	0 / 0%
-I	0	0 / 0%	0 / 0%	0 / 0%	0 / 0%	0 / 0%	0 / 0%	0 / 0%
	<b>\$7,546,923</b>	<b>\$561,807 / 26.77%</b>	<b>\$49,285 / 3.69%</b>	<b>\$212,026 / 17.91%</b>	<b>\$170,834 / 2.94%</b>	<b>\$129,662 / 2.23%</b>	<b>0 / 0%</b>	<b>0 / 0%</b>

\*\*\* DOLLARS REPORTED BUT NOT SHOWN IN THESE COLUMNS. T=TREASURY, N=NON-TREASURY, S=SUBCONTRACTOR FUNDS & PROCUREMENT CARD HUB PURCHASES, TC=TERM CONTRACT, I= INTER GOVERNMENTAL



TEXAS HISTORICALLY UNDERUTILIZED BUSINESS (HUB) SEMI-ANNUAL REPORT RECEIVED FOR FISCAL YEAR 2023

SECTION VII - STATE AGENCY EXPENDITURE DATA

FUND TYPE	TOTAL EXPENDITURE	TOTAL SPENT WITH HUBS AMOUNT / %	BLACK AMOUNT / %	HISPANIC AMOUNT / %	WOMAN AMOUNT / %	ASIAN PACIFIC AMOUNT / %	NATIVE AMERICAN AMOUNT / %	SERVICE-DISABLED VETERAN AMOUNT / %
-----------	-------------------	----------------------------------	------------------	---------------------	------------------	--------------------------	----------------------------	-------------------------------------

788 - LAMAR STATE COLLEGE - PORT ARTHUR - HEAVY CONSTRUCTION UNADJUSTED GOAL IS 11.2%

T	0	0 / 0%	0 / 0%	0 / 0%	0 / 0%	0 / 0%	0 / 0%	0 / 0%
N	0	0 / 0%	0 / 0%	0 / 0%	0 / 0%	0 / 0%	0 / 0%	0 / 0%
S	***	0 / 0%	0 / 0%	0 / 0%	0 / 0%	0 / 0%	0 / 0%	0 / 0%
-TC	0	0 / 0%	0 / 0%	0 / 0%	0 / 0%	0 / 0%	0 / 0%	0 / 0%
-I	0	0 / 0%	0 / 0%	0 / 0%	0 / 0%	0 / 0%	0 / 0%	0 / 0%
	<b>0</b>	<b>0 / 0%</b>	<b>0 / 0%</b>	<b>0 / 0%</b>	<b>0 / 0%</b>	<b>0 / 0%</b>	<b>0 / 0%</b>	<b>0 / 0%</b>

788 - LAMAR STATE COLLEGE - PORT ARTHUR - BUILDING CONSTRUCTION UNADJUSTED GOAL IS 21.1%

T	\$234,649	\$18,601 / 7.93%	0 / 0%	\$18,601 / 7.93%	0 / 0%	0 / 0%	0 / 0%	0 / 0%
N	\$2,292,225	\$53,259 / 2.32%	0 / 0%	0 / 0%	\$53,259 / 2.32%	0 / 0%	0 / 0%	0 / 0%
S	***	\$659 / 0.03%	0 / 0%	0 / 0%	\$659 / 0.03%	0 / 0%	0 / 0%	0 / 0%
-TC	0	0 / 0%	0 / 0%	0 / 0%	0 / 0%	0 / 0%	0 / 0%	0 / 0%
-I	0	0 / 0%	0 / 0%	0 / 0%	0 / 0%	0 / 0%	0 / 0%	0 / 0%
	<b>\$2,526,875</b>	<b>\$72,519 / 10.28%</b>	<b>0 / 0%</b>	<b>\$18,601 / 7.93%</b>	<b>\$53,918 / 2.35%</b>	<b>0 / 0%</b>	<b>0 / 0%</b>	<b>0 / 0%</b>

788 - LAMAR STATE COLLEGE - PORT ARTHUR - SPECIAL TRADE UNADJUSTED GOAL IS 32.9%

T	\$222,063	\$14,070 / 6.34%	0 / 0%	\$6,714 / 3.02%	\$7,356 / 3.31%	0 / 0%	0 / 0%	0 / 0%
N	\$41,880	\$36,810 / 87.89%	\$26,790 / 63.97%	\$3,696 / 8.83%	0 / 0%	\$6,324 / 15.10%	0 / 0%	0 / 0%
S	***	0 / 0%	0 / 0%	0 / 0%	0 / 0%	0 / 0%	0 / 0%	0 / 0%
-TC	0	0 / 0%	0 / 0%	0 / 0%	0 / 0%	0 / 0%	0 / 0%	0 / 0%
-I	0	0 / 0%	0 / 0%	0 / 0%	0 / 0%	0 / 0%	0 / 0%	0 / 0%
	<b>\$263,943</b>	<b>\$50,880 / 94.23%</b>	<b>\$26,790 / 63.97%</b>	<b>\$10,410 / 11.85%</b>	<b>\$7,356 / 3.31%</b>	<b>\$6,324 / 15.10%</b>	<b>0 / 0%</b>	<b>0 / 0%</b>

\*\*\* DOLLARS REPORTED BUT NOT SHOWN IN THESE COLUMNS. T=TREASURY, N=NON-TREASURY, S=SUBCONTRACTOR FUNDS & PROCUREMENT CARD HUB PURCHASES, TC=TERM CONTRACT, I= INTER GOVERNMENT



TEXAS HISTORICALLY UNDERUTILIZED BUSINESS (HUB) SEMI-ANNUAL REPORT RECEIVED FOR FISCAL YEAR 2023

SECTION VII - STATE AGENCY EXPENDITURE DATA

FUND TYPE	TOTAL EXPENDITURE	TOTAL SPENT WITH HUBS AMOUNT / %	BLACK AMOUNT / %	HISPANIC AMOUNT / %	WOMAN AMOUNT / %	ASIAN PACIFIC AMOUNT / %	NATIVE AMERICAN AMOUNT / %	SERVICE-DISABLED VETERAN AMOUNT / %
-----------	-------------------	----------------------------------	------------------	---------------------	------------------	--------------------------	----------------------------	-------------------------------------

788 - LAMAR STATE COLLEGE - PORT ARTHUR - PROFESSIONAL SERVICES UNADJUSTED GOAL IS 23.7%

T	0	0 / 0%	0 / 0%	0 / 0%	0 / 0%	0 / 0%	0 / 0%	0 / 0%
N	0	0 / 0%	0 / 0%	0 / 0%	0 / 0%	0 / 0%	0 / 0%	0 / 0%
S	***	0 / 0%	0 / 0%	0 / 0%	0 / 0%	0 / 0%	0 / 0%	0 / 0%
-TC	0	0 / 0%	0 / 0%	0 / 0%	0 / 0%	0 / 0%	0 / 0%	0 / 0%
-I	0	0 / 0%	0 / 0%	0 / 0%	0 / 0%	0 / 0%	0 / 0%	0 / 0%
	<b>0</b>	<b>0 / 0%</b>	<b>0 / 0%</b>	<b>0 / 0%</b>	<b>0 / 0%</b>	<b>0 / 0%</b>	<b>0 / 0%</b>	<b>0 / 0%</b>

788 - LAMAR STATE COLLEGE - PORT ARTHUR - OTHER SERVICES UNADJUSTED GOAL IS 26%

T	\$417,992	\$203,816 / 48.76%	0 / 0%	\$188,232 / 45.03%	\$15,583 / 3.73%	0 / 0%	0 / 0%	0 / 0%
N	\$723,579	\$225,788 / 31.20%	0 / 0%	\$23,151 / 3.20%	\$121,306 / 16.76%	\$81,331 / 11.24%	0 / 0%	0 / 0%
S	***	0 / 0%	0 / 0%	0 / 0%	0 / 0%	0 / 0%	0 / 0%	0 / 0%
-TC	0	0 / 0%	0 / 0%	0 / 0%	0 / 0%	0 / 0%	0 / 0%	0 / 0%
-I	0	0 / 0%	0 / 0%	0 / 0%	0 / 0%	0 / 0%	0 / 0%	0 / 0%
	<b>\$1,141,570</b>	<b>\$429,604 / 79.97%</b>	<b>0 / 0%</b>	<b>\$211,383 / 48.23%</b>	<b>\$136,890 / 20.49%</b>	<b>\$81,331 / 11.24%</b>	<b>0 / 0%</b>	<b>0 / 0%</b>

788 - LAMAR STATE COLLEGE - PORT ARTHUR - COMMODITY PURCHASING UNADJUSTED GOAL IS 21.1%

T	\$279,427	\$54,361 / 19.45%	\$8,230 / 2.95%	0 / 0%	\$17,615 / 6.30%	\$28,517 / 10.21%	0 / 0%	0 / 0%
N	\$775,175	\$74,832 / 9.65%	\$18,139 / 2.34%	\$881 / 0.11%	\$51,704 / 6.67%	\$4,107 / 0.53%	0 / 0%	0 / 0%
S	***	0 / 0%	0 / 0%	0 / 0%	0 / 0%	0 / 0%	0 / 0%	0 / 0%
-TC	0	0 / 0%	0 / 0%	0 / 0%	0 / 0%	0 / 0%	0 / 0%	0 / 0%
-I	0	0 / 0%	0 / 0%	0 / 0%	0 / 0%	0 / 0%	0 / 0%	0 / 0%
	<b>\$1,054,602</b>	<b>\$129,193 / 29.11%</b>	<b>\$26,369 / 5.29%</b>	<b>\$881 / 0.11%</b>	<b>\$69,319 / 12.97%</b>	<b>\$32,624 / 10.74%</b>	<b>0 / 0%</b>	<b>0 / 0%</b>

\*\*\* DOLLARS REPORTED BUT NOT SHOWN IN THESE COLUMNS. T=TREASURY, N=NON-TREASURY, S=SUBCONTRACTOR FUNDS & PROCUREMENT CARD HUB PURCHASES, TC=TERM CONTRACT, I= INTER GOVERNMENTAL



TEXAS HISTORICALLY UNDERUTILIZED BUSINESS (HUB) SEMI-ANNUAL REPORT RECEIVED FOR FISCAL YEAR 2023

SECTION VII - STATE AGENCY EXPENDITURE DATA

FUND TYPE	TOTAL EXPENDITURE	TOTAL SPENT WITH HUBS AMOUNT / %	BLACK AMOUNT / %	HISPANIC AMOUNT / %	WOMAN AMOUNT / %	ASIAN PACIFIC AMOUNT / %	NATIVE AMERICAN AMOUNT / %	SERVICE-DISABLED VETERAN AMOUNT / %
<b>788 - LAMAR STATE COLLEGE - PORT ARTHUR - Statewide Grand Total Expenditures</b>								
T	\$1,154,130	\$290,848 / 25.20%	\$8,230 / 0.71%	\$213,548 / 18.50%	\$40,554 / 3.51%	\$28,517 / 2.47%	0 / 0%	0 / 0%
N	\$3,832,860	\$390,689 / 10.19%	\$44,929 / 1.17%	\$27,728 / 0.72%	\$226,270 / 5.90%	\$91,762 / 2.39%	0 / 0%	0 / 0%
S	***	\$659 / 0.03%	0 / 0%	0 / 0%	\$659 / 0.03%	0 / 0%	0 / 0%	0 / 0%
-TC	0	0 / 0%	0 / 0%	0 / 0%	0 / 0%	0 / 0%	0 / 0%	0 / 0%
-I	0	0 / 0%	0 / 0%	0 / 0%	0 / 0%	0 / 0%	0 / 0%	0 / 0%
	<b>\$4,986,990</b>	<b>\$682,196 / 35.42%</b>	<b>\$53,159 / 1.89%</b>	<b>\$241,275 / 19.23%</b>	<b>\$267,483 / 9.44%</b>	<b>\$120,279 / 4.86%</b>	<b>0 / 0%</b>	<b>0 / 0%</b>

\*\*\* DOLLARS REPORTED BUT NOT SHOWN IN THESE COLUMNS. T=TREASURY, N=NON-TREASURY, S=SUBCONTRACTOR FUNDS & PROCUREMENT CARD HUB PURCHASES, TC=TERM CONTRACT, I= INTER GOVERNMENTAL





TEXAS HISTORICALLY UNDERUTILIZED BUSINESS (HUB) SEMI-ANNUAL REPORT RECEIVED FOR FISCAL YEAR 2023

SECTION VII - STATE AGENCY EXPENDITURE DATA

FUND TYPE	TOTAL EXPENDITURE	TOTAL SPENT WITH HUBS AMOUNT / %	BLACK AMOUNT / %	HISPANIC AMOUNT / %	WOMAN AMOUNT / %	ASIAN PACIFIC AMOUNT / %	NATIVE AMERICAN AMOUNT / %	SERVICE-DISABLED VETERAN AMOUNT / %
<b>789 - LAMAR INSTITUTE OF TECHNOLOGY - HEAVY CONSTRUCTION UNADJUSTED GOAL IS 11.2%</b>								
T	0	0 / 0%	0 / 0%	0 / 0%	0 / 0%	0 / 0%	0 / 0%	0 / 0%
N	0	0 / 0%	0 / 0%	0 / 0%	0 / 0%	0 / 0%	0 / 0%	0 / 0%
S	***	0 / 0%	0 / 0%	0 / 0%	0 / 0%	0 / 0%	0 / 0%	0 / 0%
-TC	0	0 / 0%	0 / 0%	0 / 0%	0 / 0%	0 / 0%	0 / 0%	0 / 0%
-I	0	0 / 0%	0 / 0%	0 / 0%	0 / 0%	0 / 0%	0 / 0%	0 / 0%
	<b>0</b>	<b>0 / 0%</b>	<b>0 / 0%</b>	<b>0 / 0%</b>	<b>0 / 0%</b>	<b>0 / 0%</b>	<b>0 / 0%</b>	<b>0 / 0%</b>

<b>789 - LAMAR INSTITUTE OF TECHNOLOGY - BUILDING CONSTRUCTION UNADJUSTED GOAL IS 21.1%</b>								
T	\$118,573	0 / 0%	0 / 0%	0 / 0%	0 / 0%	0 / 0%	0 / 0%	0 / 0%
N	\$1,400,078	\$10,625 / 0.76%	0 / 0%	\$10,625 / 0.76%	0 / 0%	0 / 0%	0 / 0%	0 / 0%
S	***	\$270,497 / 55.52%	0 / 0%	0 / 0%	\$270,497 / 55.52%	0 / 0%	0 / 0%	0 / 0%
-TC	0	0 / 0%	0 / 0%	0 / 0%	0 / 0%	0 / 0%	0 / 0%	0 / 0%
-I	0	0 / 0%	0 / 0%	0 / 0%	0 / 0%	0 / 0%	0 / 0%	0 / 0%
	<b>\$1,518,651</b>	<b>\$281,122 / 56.28%</b>	<b>0 / 0%</b>	<b>\$10,625 / 0.76%</b>	<b>\$270,497 / 55.52%</b>	<b>0 / 0%</b>	<b>0 / 0%</b>	<b>0 / 0%</b>

<b>789 - LAMAR INSTITUTE OF TECHNOLOGY - SPECIAL TRADE UNADJUSTED GOAL IS 32.9%</b>								
T	\$804,102	\$665,384 / 82.75%	0 / 0%	\$646,804 / 80.44%	\$18,580 / 2.31%	0 / 0%	0 / 0%	0 / 0%
N	\$13,799	0 / 0%	0 / 0%	0 / 0%	0 / 0%	0 / 0%	0 / 0%	0 / 0%
S	***	0 / 0%	0 / 0%	0 / 0%	0 / 0%	0 / 0%	0 / 0%	0 / 0%
-TC	0	0 / 0%	0 / 0%	0 / 0%	0 / 0%	0 / 0%	0 / 0%	0 / 0%
-I	0	0 / 0%	0 / 0%	0 / 0%	0 / 0%	0 / 0%	0 / 0%	0 / 0%
	<b>\$817,901</b>	<b>\$665,384 / 82.75%</b>	<b>0 / 0%</b>	<b>\$646,804 / 80.44%</b>	<b>\$18,580 / 2.31%</b>	<b>0 / 0%</b>	<b>0 / 0%</b>	<b>0 / 0%</b>

\*\*\* DOLLARS REPORTED BUT NOT SHOWN IN THESE COLUMNS. T=TREASURY, N=NON-TREASURY, S=SUBCONTRACTOR FUNDS & PROCUREMENT CARD HUB PURCHASES, TC=TERM CONTRACT, I= INTER GOVERNMENT



TEXAS HISTORICALLY UNDERUTILIZED BUSINESS (HUB) SEMI-ANNUAL REPORT RECEIVED FOR FISCAL YEAR 2023

SECTION VII - STATE AGENCY EXPENDITURE DATA

FUND TYPE	TOTAL EXPENDITURE	TOTAL SPENT WITH HUBS AMOUNT / %	BLACK AMOUNT / %	HISPANIC AMOUNT / %	WOMAN AMOUNT / %	ASIAN PACIFIC AMOUNT / %	NATIVE AMERICAN AMOUNT / %	SERVICE-DISABLED VETERAN AMOUNT / %
<b>789 - LAMAR INSTITUTE OF TECHNOLOGY - PROFESSIONAL SERVICES UNADJUSTED GOAL IS 23.7%</b>								
T	\$68,775	0 / 0%	0 / 0%	0 / 0%	0 / 0%	0 / 0%	0 / 0%	0 / 0%
N	0	0 / 0%	0 / 0%	0 / 0%	0 / 0%	0 / 0%	0 / 0%	0 / 0%
S	***	0 / 0%	0 / 0%	0 / 0%	0 / 0%	0 / 0%	0 / 0%	0 / 0%
-TC	0	0 / 0%	0 / 0%	0 / 0%	0 / 0%	0 / 0%	0 / 0%	0 / 0%
-I	0	0 / 0%	0 / 0%	0 / 0%	0 / 0%	0 / 0%	0 / 0%	0 / 0%
	<b>\$68,775</b>	<b>0 / 0%</b>	<b>0 / 0%</b>	<b>0 / 0%</b>	<b>0 / 0%</b>	<b>0 / 0%</b>	<b>0 / 0%</b>	<b>0 / 0%</b>

<b>789 - LAMAR INSTITUTE OF TECHNOLOGY - OTHER SERVICES UNADJUSTED GOAL IS 26%</b>								
T	\$663,500	\$257,395 / 38.79%	\$632 / 0.10%	\$123,369 / 18.59%	\$59,282 / 8.93%	\$74,112 / 11.17%	0 / 0%	0 / 0%
N	\$1,016,869	\$5,580 / 0.55%	0 / 0%	0 / 0%	\$5,580 / 0.55%	0 / 0%	0 / 0%	0 / 0%
S	***	0 / 0%	0 / 0%	0 / 0%	0 / 0%	0 / 0%	0 / 0%	0 / 0%
-TC	0	0 / 0%	0 / 0%	0 / 0%	0 / 0%	0 / 0%	0 / 0%	0 / 0%
-I	\$55,240	0 / 0%	0 / 0%	0 / 0%	0 / 0%	0 / 0%	0 / 0%	0 / 0%
	<b>\$1,625,129</b>	<b>\$262,975 / 39.34%</b>	<b>\$632 / 0.10%</b>	<b>\$123,369 / 18.59%</b>	<b>\$64,862 / 9.48%</b>	<b>\$74,112 / 11.17%</b>	<b>0 / 0%</b>	<b>0 / 0%</b>

<b>789 - LAMAR INSTITUTE OF TECHNOLOGY - COMMODITY PURCHASING UNADJUSTED GOAL IS 21.1%</b>								
T	\$1,451,495	\$99,287 / 6.84%	\$64,315 / 4.43%	\$34,273 / 2.36%	0 / 0%	\$699 / 0.05%	0 / 0%	0 / 0%
N	\$1,422,575	\$683,598 / 48.05%	\$487,659 / 34.28%	\$115,632 / 8.13%	\$80,308 / 5.65%	0 / 0%	0 / 0%	0 / 0%
S	***	0 / 0%	0 / 0%	0 / 0%	0 / 0%	0 / 0%	0 / 0%	0 / 0%
-TC	0	0 / 0%	0 / 0%	0 / 0%	0 / 0%	0 / 0%	0 / 0%	0 / 0%
-I	\$141,898	0 / 0%	0 / 0%	0 / 0%	0 / 0%	0 / 0%	0 / 0%	0 / 0%
	<b>\$2,732,173</b>	<b>\$782,885 / 54.89%</b>	<b>\$551,974 / 38.71%</b>	<b>\$149,905 / 10.49%</b>	<b>\$80,308 / 5.65%</b>	<b>\$699 / 0.05%</b>	<b>0 / 0%</b>	<b>0 / 0%</b>

\*\*\* DOLLARS REPORTED BUT NOT SHOWN IN THESE COLUMNS. T=TREASURY, N=NON-TREASURY, S=SUBCONTRACTOR FUNDS & PROCUREMENT CARD HUB PURCHASES, TC=TERM CONTRACT, I= INTER GOVERNMENT



TEXAS HISTORICALLY UNDERUTILIZED BUSINESS (HUB) SEMI-ANNUAL REPORT RECEIVED FOR FISCAL YEAR 2023

SECTION VII - STATE AGENCY EXPENDITURE DATA

FUND TYPE	TOTAL EXPENDITURE	TOTAL SPENT WITH HUBS AMOUNT / %	BLACK AMOUNT / %	HISPANIC AMOUNT / %	WOMAN AMOUNT / %	ASIAN PACIFIC AMOUNT / %	NATIVE AMERICAN AMOUNT / %	SERVICE-DISABLED VETERAN AMOUNT / %
<b>789 - LAMAR INSTITUTE OF TECHNOLOGY - Statewide Grand Total Expenditures</b>								
T	\$3,106,444	\$1,022,066 / 32.90%	\$64,947 / 2.09%	\$804,446 / 25.90%	\$77,862 / 2.51%	\$74,811 / 2.41%	0 / 0%	0 / 0%
N	\$3,853,322	\$699,803 / 18.16%	\$487,659 / 12.66%	\$126,257 / 3.28%	\$85,887 / 2.23%	0 / 0%	0 / 0%	0 / 0%
S	***	\$270,497 / 55.52%	0 / 0%	0 / 0%	\$270,497 / 55.52%	0 / 0%	0 / 0%	0 / 0%
-TC	0	0 / 0%	0 / 0%	0 / 0%	0 / 0%	0 / 0%	0 / 0%	0 / 0%
-I	\$197,137	0 / 0%	0 / 0%	0 / 0%	0 / 0%	0 / 0%	0 / 0%	0 / 0%
	<b>\$6,762,629</b>	<b>\$1,992,365 / 106.58%</b>	<b>\$552,606 / 14.75%</b>	<b>\$930,703 / 29.17%</b>	<b>\$434,246 / 60.25%</b>	<b>\$74,811 / 2.41%</b>	<b>0 / 0%</b>	<b>0 / 0%</b>

\*\*\* DOLLARS REPORTED BUT NOT SHOWN IN THESE COLUMNS. T=TREASURY, N=NON-TREASURY, S=SUBCONTRACTOR FUNDS & PROCUREMENT CARD HUB PURCHASES, TC=TERM CONTRACT, I= INTER GOVERNMENTAL



TEXAS HISTORICALLY UNDERUTILIZED BUSINESS (HUB) SEMI-ANNUAL REPORT RECEIVED FOR FISCAL YEAR 2023

SECTION VII - STATE AGENCY EXPENDITURE DATA

FUND TYPE	TOTAL EXPENDITURE	TOTAL SPENT WITH HUBS AMOUNT / %	BLACK AMOUNT / %	HISPANIC AMOUNT / %	WOMAN AMOUNT / %	ASIAN PACIFIC AMOUNT / %	NATIVE AMERICAN AMOUNT / %	SERVICE-DISABLED VETERAN AMOUNT / %
-----------	-------------------	----------------------------------	------------------	---------------------	------------------	--------------------------	----------------------------	-------------------------------------

802 - PARKS AND WILDLIFE DEPARTMENT - HEAVY CONSTRUCTION UNADJUSTED GOAL IS 11.2%

T	\$3,570,466	\$12,489 / 0.35%	0 / 0%	\$2,000 / 0.06%	0 / 0%	0 / 0%	\$10,489 / 0.29%	0 / 0%
N	0	0 / 0%	0 / 0%	0 / 0%	0 / 0%	0 / 0%	0 / 0%	0 / 0%
S	***	0 / 0%	0 / 0%	0 / 0%	0 / 0%	0 / 0%	0 / 0%	0 / 0%
-TC	0	0 / 0%	0 / 0%	0 / 0%	0 / 0%	0 / 0%	0 / 0%	0 / 0%
-I	0	0 / 0%	0 / 0%	0 / 0%	0 / 0%	0 / 0%	0 / 0%	0 / 0%
	<b>\$3,570,466</b>	<b>\$12,489 / 0.35%</b>	<b>0 / 0%</b>	<b>\$2,000 / 0.06%</b>	<b>0 / 0%</b>	<b>0 / 0%</b>	<b>\$10,489 / 0.29%</b>	<b>0 / 0%</b>

802 - PARKS AND WILDLIFE DEPARTMENT - BUILDING CONSTRUCTION UNADJUSTED GOAL IS 21.1%

T	\$14,286,335	\$3,507,671 / 24.55%	\$182,675 / 1.28%	\$414,982 / 2.90%	\$773,074 / 5.41%	\$870 / 0.01%	\$2,061,070 / 14.43%	\$75,000 / 0.52%
N	0	0 / 0%	0 / 0%	0 / 0%	0 / 0%	0 / 0%	0 / 0%	0 / 0%
S	***	\$1,313 / 0.65%	0 / 0%	\$1,313 / 0.65%	0 / 0%	0 / 0%	0 / 0%	0 / 0%
-TC	0	0 / 0%	0 / 0%	0 / 0%	0 / 0%	0 / 0%	0 / 0%	0 / 0%
-I	0	0 / 0%	0 / 0%	0 / 0%	0 / 0%	0 / 0%	0 / 0%	0 / 0%
	<b>\$14,286,335</b>	<b>\$3,508,983 / 25.21%</b>	<b>\$182,675 / 1.28%</b>	<b>\$416,295 / 3.56%</b>	<b>\$773,074 / 5.41%</b>	<b>\$870 / 0.01%</b>	<b>\$2,061,070 / 14.43%</b>	<b>\$75,000 / 0.52%</b>

802 - PARKS AND WILDLIFE DEPARTMENT - SPECIAL TRADE UNADJUSTED GOAL IS 32.9%

T	\$1,715,868	\$615,760 / 35.89%	\$240,498 / 14.02%	\$63,230 / 3.69%	\$57,187 / 3.33%	0 / 0%	\$254,845 / 14.85%	0 / 0%
N	0	0 / 0%	0 / 0%	0 / 0%	0 / 0%	0 / 0%	0 / 0%	0 / 0%
S	***	\$89,087 / 6.97%	\$3,045 / 0.24%	\$45,100 / 3.53%	\$33,270 / 2.60%	0 / 0%	\$5,326 / 0.42%	\$2,346 / 0.18%
-TC	0	0 / 0%	0 / 0%	0 / 0%	0 / 0%	0 / 0%	0 / 0%	0 / 0%
-I	0	0 / 0%	0 / 0%	0 / 0%	0 / 0%	0 / 0%	0 / 0%	0 / 0%
	<b>\$1,715,868</b>	<b>\$704,848 / 42.86%</b>	<b>\$243,543 / 14.25%</b>	<b>\$108,330 / 7.22%</b>	<b>\$90,457 / 5.94%</b>	<b>0 / 0%</b>	<b>\$260,171 / 15.27%</b>	<b>\$2,346 / 0.18%</b>

\*\*\* DOLLARS REPORTED BUT NOT SHOWN IN THESE COLUMNS. T=TREASURY, N=NON-TREASURY, S=SUBCONTRACTOR FUNDS & PROCUREMENT CARD HUB PURCHASES, TC=TERM CONTRACT, I= INTER GOVERNMENT



TEXAS HISTORICALLY UNDERUTILIZED BUSINESS (HUB) SEMI-ANNUAL REPORT RECEIVED FOR FISCAL YEAR 2023

SECTION VII - STATE AGENCY EXPENDITURE DATA

FUND TYPE	TOTAL EXPENDITURE	TOTAL SPENT WITH HUBS AMOUNT / %	BLACK AMOUNT / %	HISPANIC AMOUNT / %	WOMAN AMOUNT / %	ASIAN PACIFIC AMOUNT / %	NATIVE AMERICAN AMOUNT / %	SERVICE-DISABLED VETERAN AMOUNT / %
<b>802 - PARKS AND WILDLIFE DEPARTMENT - PROFESSIONAL SERVICES UNADJUSTED GOAL IS 23.7%</b>								
T	\$2,568,601	\$338,289 / 13.17%	0 / 0%	\$258,430 / 10.06%	\$61,865 / 2.41%	\$17,994 / 0.70%	0 / 0%	0 / 0%
N	0	0 / 0%	0 / 0%	0 / 0%	0 / 0%	0 / 0%	0 / 0%	0 / 0%
S	***	0 / 0%	0 / 0%	0 / 0%	0 / 0%	0 / 0%	0 / 0%	0 / 0%
-TC	0	0 / 0%	0 / 0%	0 / 0%	0 / 0%	0 / 0%	0 / 0%	0 / 0%
-I	0	0 / 0%	0 / 0%	0 / 0%	0 / 0%	0 / 0%	0 / 0%	0 / 0%
	<b>\$2,568,601</b>	<b>\$338,289 / 13.17%</b>	<b>0 / 0%</b>	<b>\$258,430 / 10.06%</b>	<b>\$61,865 / 2.41%</b>	<b>\$17,994 / 0.70%</b>	<b>0 / 0%</b>	<b>0 / 0%</b>

<b>802 - PARKS AND WILDLIFE DEPARTMENT - OTHER SERVICES UNADJUSTED GOAL IS 26%</b>								
T	\$16,998,548	\$3,201,981 / 18.84%	\$102,044 / 0.60%	\$800,053 / 4.71%	\$1,997,889 / 11.75%	\$193,254 / 1.14%	\$71,906 / 0.42%	\$36,834 / 0.22%
N	0	0 / 0%	0 / 0%	0 / 0%	0 / 0%	0 / 0%	0 / 0%	0 / 0%
S	***	\$261,314 / 2.33%	\$24,038 / 0.21%	\$98,945 / 0.88%	\$115,675 / 1.03%	\$6,663 / 0.06%	\$6,004 / 0.05%	\$9,990 / 0.09%
-TC	\$795,822	0 / 0%	0 / 0%	0 / 0%	0 / 0%	0 / 0%	0 / 0%	0 / 0%
-I	0	0 / 0%	0 / 0%	0 / 0%	0 / 0%	0 / 0%	0 / 0%	0 / 0%
	<b>\$16,202,727</b>	<b>\$3,463,295 / 21.17%</b>	<b>\$126,082 / 0.82%</b>	<b>\$898,998 / 5.59%</b>	<b>\$2,113,564 / 12.79%</b>	<b>\$199,917 / 1.20%</b>	<b>\$77,910 / 0.48%</b>	<b>\$46,824 / 0.31%</b>

<b>802 - PARKS AND WILDLIFE DEPARTMENT - COMMODITY PURCHASING UNADJUSTED GOAL IS 21.1%</b>								
T	\$23,734,116	\$1,725,984 / 7.27%	\$101,573 / 0.43%	\$603,542 / 2.54%	\$875,595 / 3.69%	\$139,441 / 0.59%	\$5,832 / 0.02%	0 / 0%
N	0	0 / 0%	0 / 0%	0 / 0%	0 / 0%	0 / 0%	0 / 0%	0 / 0%
S	***	\$3,116,613 / 22.99%	\$49,335 / 0.36%	\$1,429,117 / 10.54%	\$1,578,117 / 11.64%	\$32,775 / 0.24%	\$26,580 / 0.20%	\$689 / 0.01%
-TC	\$9,653,564	\$60,223 / 0.62%	0 / 0%	\$18,111 / 0.19%	\$36,731 / 0.38%	\$5,381 / 0.06%	0 / 0%	0 / 0%
-I	0	0 / 0%	0 / 0%	0 / 0%	0 / 0%	0 / 0%	0 / 0%	0 / 0%
	<b>\$14,080,552</b>	<b>\$4,782,373 / 30.89%</b>	<b>\$150,908 / 0.79%</b>	<b>\$2,014,548 / 13.27%</b>	<b>\$2,416,981 / 15.71%</b>	<b>\$166,835 / 0.89%</b>	<b>\$32,412 / 0.22%</b>	<b>\$689 / 0.01%</b>

\*\*\* DOLLARS REPORTED BUT NOT SHOWN IN THESE COLUMNS. T=TREASURY, N=NON-TREASURY, S=SUBCONTRACTOR FUNDS & PROCUREMENT CARD HUB PURCHASES, TC=TERM CONTRACT, I= INTER GOVERNMENTAL



TEXAS HISTORICALLY UNDERUTILIZED BUSINESS (HUB) SEMI-ANNUAL REPORT RECEIVED FOR FISCAL YEAR 2023

SECTION VII - STATE AGENCY EXPENDITURE DATA

FUND TYPE	TOTAL EXPENDITURE	TOTAL SPENT WITH HUBS AMOUNT / %	BLACK AMOUNT / %	HISPANIC AMOUNT / %	WOMAN AMOUNT / %	ASIAN PACIFIC AMOUNT / %	NATIVE AMERICAN AMOUNT / %	SERVICE-DISABLED VETERAN AMOUNT / %
<b>802 - PARKS AND WILDLIFE DEPARTMENT - Statewide Grand Total Expenditures</b>								
T	\$62,873,934	\$9,402,172 / 14.95%	\$626,791 / 1.00%	\$2,142,237 / 3.41%	\$3,765,610 / 5.99%	\$351,559 / 0.56%	\$2,404,142 / 3.82%	\$111,834 / 0.18%
N	0	0 / 0%	0 / 0%	0 / 0%	0 / 0%	0 / 0%	0 / 0%	0 / 0%
S	***	\$3,468,327 / 13.23%	\$76,417 / 0.29%	\$1,574,474 / 6.00%	\$1,727,062 / 6.59%	\$39,438 / 0.15%	\$37,910 / 0.14%	\$13,025 / 0.05%
-TC	\$10,449,386	\$60,223 / 0.58%	0 / 0%	\$18,111 / 0.17%	\$36,731 / 0.35%	\$5,381 / 0.05%	0 / 0%	0 / 0%
-I	0	0 / 0%	0 / 0%	0 / 0%	0 / 0%	0 / 0%	0 / 0%	0 / 0%
	<b>\$52,424,548</b>	<b>\$12,810,276 / 28.76%</b>	<b>\$703,208 / 1.29%</b>	<b>\$3,698,600 / 9.58%</b>	<b>\$5,455,941 / 12.93%</b>	<b>\$385,615 / 0.76%</b>	<b>\$2,442,053 / 3.97%</b>	<b>\$124,859 / 0.23%</b>

\*\*\* DOLLARS REPORTED BUT NOT SHOWN IN THESE COLUMNS. T=TREASURY, N=NON-TREASURY, S=SUBCONTRACTOR FUNDS & PROCUREMENT CARD HUB PURCHASES, TC=TERM CONTRACT, I= INTER GOVERNMENTAL



TEXAS HISTORICALLY UNDERUTILIZED BUSINESS (HUB) SEMI-ANNUAL REPORT RECEIVED FOR FISCAL YEAR 2023

SECTION VII - STATE AGENCY EXPENDITURE DATA

FUND TYPE	TOTAL EXPENDITURE	TOTAL SPENT WITH HUBS AMOUNT / %	BLACK AMOUNT / %	HISPANIC AMOUNT / %	WOMAN AMOUNT / %	ASIAN PACIFIC AMOUNT / %	NATIVE AMERICAN AMOUNT / %	SERVICE-DISABLED VETERAN AMOUNT / %
<b>808 - TEXAS HISTORICAL COMMISSION - HEAVY CONSTRUCTION UNADJUSTED GOAL IS 11.2%</b>								
T	\$67,910	0 / 0%	0 / 0%	0 / 0%	0 / 0%	0 / 0%	0 / 0%	0 / 0%
N	0	0 / 0%	0 / 0%	0 / 0%	0 / 0%	0 / 0%	0 / 0%	0 / 0%
S	***	0 / 0%	0 / 0%	0 / 0%	0 / 0%	0 / 0%	0 / 0%	0 / 0%
-TC	0	0 / 0%	0 / 0%	0 / 0%	0 / 0%	0 / 0%	0 / 0%	0 / 0%
-I	0	0 / 0%	0 / 0%	0 / 0%	0 / 0%	0 / 0%	0 / 0%	0 / 0%
	<b>\$67,910</b>	<b>0 / 0%</b>	<b>0 / 0%</b>	<b>0 / 0%</b>	<b>0 / 0%</b>	<b>0 / 0%</b>	<b>0 / 0%</b>	<b>0 / 0%</b>
<b>808 - TEXAS HISTORICAL COMMISSION - BUILDING CONSTRUCTION UNADJUSTED GOAL IS 21.1%</b>								
T	\$2,363,132	\$109,223 / 4.62%	0 / 0%	0 / 0%	\$77,813 / 3.29%	\$31,409 / 1.33%	0 / 0%	0 / 0%
N	0	0 / 0%	0 / 0%	0 / 0%	0 / 0%	0 / 0%	0 / 0%	0 / 0%
S	***	\$11,580 / 0.51%	0 / 0%	0 / 0%	0 / 0%	\$11,580 / 0.51%	0 / 0%	0 / 0%
-TC	0	0 / 0%	0 / 0%	0 / 0%	0 / 0%	0 / 0%	0 / 0%	0 / 0%
-I	0	0 / 0%	0 / 0%	0 / 0%	0 / 0%	0 / 0%	0 / 0%	0 / 0%
	<b>\$2,363,132</b>	<b>\$120,803 / 5.13%</b>	<b>0 / 0%</b>	<b>0 / 0%</b>	<b>\$77,813 / 3.29%</b>	<b>\$42,989 / 1.84%</b>	<b>0 / 0%</b>	<b>0 / 0%</b>
<b>808 - TEXAS HISTORICAL COMMISSION - SPECIAL TRADE UNADJUSTED GOAL IS 32.9%</b>								
T	\$752,149	\$247,838 / 32.95%	\$32,951 / 4.38%	\$14,677 / 1.95%	\$95,210 / 12.66%	0 / 0%	\$97,500 / 12.96%	\$7,500 / 1.00%
N	0	0 / 0%	0 / 0%	0 / 0%	0 / 0%	0 / 0%	0 / 0%	0 / 0%
S	***	0 / 0%	0 / 0%	0 / 0%	0 / 0%	0 / 0%	0 / 0%	0 / 0%
-TC	0	0 / 0%	0 / 0%	0 / 0%	0 / 0%	0 / 0%	0 / 0%	0 / 0%
-I	0	0 / 0%	0 / 0%	0 / 0%	0 / 0%	0 / 0%	0 / 0%	0 / 0%
	<b>\$752,149</b>	<b>\$247,838 / 32.95%</b>	<b>\$32,951 / 4.38%</b>	<b>\$14,677 / 1.95%</b>	<b>\$95,210 / 12.66%</b>	<b>0 / 0%</b>	<b>\$97,500 / 12.96%</b>	<b>\$7,500 / 1.00%</b>

\*\*\* DOLLARS REPORTED BUT NOT SHOWN IN THESE COLUMNS. T=TREASURY, N=NON-TREASURY, S=SUBCONTRACTOR FUNDS & PROCUREMENT CARD HUB PURCHASES, TC=TERM CONTRACT, I= INTER GOVERNMENT



TEXAS HISTORICALLY UNDERUTILIZED BUSINESS (HUB) SEMI-ANNUAL REPORT RECEIVED FOR FISCAL YEAR 2023

SECTION VII - STATE AGENCY EXPENDITURE DATA

FUND TYPE	TOTAL EXPENDITURE	TOTAL SPENT WITH HUBS AMOUNT / %	BLACK AMOUNT / %	HISPANIC AMOUNT / %	WOMAN AMOUNT / %	ASIAN PACIFIC AMOUNT / %	NATIVE AMERICAN AMOUNT / %	SERVICE-DISABLED VETERAN AMOUNT / %
<b>808 - TEXAS HISTORICAL COMMISSION - PROFESSIONAL SERVICES UNADJUSTED GOAL IS 23.7%</b>								
T	\$65,461	\$13,650 / 20.85%	\$2,202 / 3.36%	0 / 0%	\$8,288 / 12.66%	\$3,160 / 4.83%	0 / 0%	0 / 0%
N	0	0 / 0%	0 / 0%	0 / 0%	0 / 0%	0 / 0%	0 / 0%	0 / 0%
S	***	0 / 0%	0 / 0%	0 / 0%	0 / 0%	0 / 0%	0 / 0%	0 / 0%
-TC	0	0 / 0%	0 / 0%	0 / 0%	0 / 0%	0 / 0%	0 / 0%	0 / 0%
-I	0	0 / 0%	0 / 0%	0 / 0%	0 / 0%	0 / 0%	0 / 0%	0 / 0%
	<b>\$65,461</b>	<b>\$13,650 / 20.85%</b>	<b>\$2,202 / 3.36%</b>	<b>0 / 0%</b>	<b>\$8,288 / 12.66%</b>	<b>\$3,160 / 4.83%</b>	<b>0 / 0%</b>	<b>0 / 0%</b>
<b>808 - TEXAS HISTORICAL COMMISSION - OTHER SERVICES UNADJUSTED GOAL IS 26%</b>								
T	\$1,962,793	\$141,659 / 7.22%	\$1,500 / 0.08%	\$3,099 / 0.16%	\$137,059 / 6.98%	0 / 0%	0 / 0%	0 / 0%
N	0	0 / 0%	0 / 0%	0 / 0%	0 / 0%	0 / 0%	0 / 0%	0 / 0%
S	***	0 / 0%	0 / 0%	0 / 0%	0 / 0%	0 / 0%	0 / 0%	0 / 0%
-TC	\$64,167	0 / 0%	0 / 0%	0 / 0%	0 / 0%	0 / 0%	0 / 0%	0 / 0%
-I	0	0 / 0%	0 / 0%	0 / 0%	0 / 0%	0 / 0%	0 / 0%	0 / 0%
	<b>\$1,898,626</b>	<b>\$141,659 / 7.22%</b>	<b>\$1,500 / 0.08%</b>	<b>\$3,099 / 0.16%</b>	<b>\$137,059 / 6.98%</b>	<b>0 / 0%</b>	<b>0 / 0%</b>	<b>0 / 0%</b>
<b>808 - TEXAS HISTORICAL COMMISSION - COMMODITY PURCHASING UNADJUSTED GOAL IS 21.1%</b>								
T	\$1,075,885	\$265,047 / 24.64%	\$1,293 / 0.12%	0 / 0%	\$168,775 / 15.69%	\$80,439 / 7.48%	0 / 0%	\$14,540 / 1.35%
N	0	0 / 0%	0 / 0%	0 / 0%	0 / 0%	0 / 0%	0 / 0%	0 / 0%
S	***	\$1,137 / 0.37%	0 / 0%	0 / 0%	\$867 / 0.28%	\$270 / 0.09%	0 / 0%	0 / 0%
-TC	\$121,058	\$297 / 0.24%	0 / 0%	0 / 0%	\$62 / 0.05%	\$235 / 0.19%	0 / 0%	0 / 0%
-I	0	0 / 0%	0 / 0%	0 / 0%	0 / 0%	0 / 0%	0 / 0%	0 / 0%
	<b>\$954,828</b>	<b>\$265,887 / 25.25%</b>	<b>\$1,293 / 0.12%</b>	<b>0 / 0%</b>	<b>\$169,580 / 16.02%</b>	<b>\$80,474 / 7.76%</b>	<b>0 / 0%</b>	<b>\$14,540 / 1.35%</b>

\*\*\* DOLLARS REPORTED BUT NOT SHOWN IN THESE COLUMNS. T=TREASURY, N=NON-TREASURY, S=SUBCONTRACTOR FUNDS & PROCUREMENT CARD HUB PURCHASES, TC=TERM CONTRACT, I= INTER GOVERNMENTAL





TEXAS HISTORICALLY UNDERUTILIZED BUSINESS (HUB) SEMI-ANNUAL REPORT RECEIVED FOR FISCAL YEAR 2023

SECTION VII - STATE AGENCY EXPENDITURE DATA

FUND TYPE	TOTAL EXPENDITURE	TOTAL SPENT WITH HUBS AMOUNT / %	BLACK AMOUNT / %	HISPANIC AMOUNT / %	WOMAN AMOUNT / %	ASIAN PACIFIC AMOUNT / %	NATIVE AMERICAN AMOUNT / %	SERVICE-DISABLED VETERAN AMOUNT / %
<b>808 - TEXAS HISTORICAL COMMISSION - Statewide Grand Total Expenditures</b>								
T	\$6,287,330	\$777,416 / 12.36%	\$37,946 / 0.60%	\$17,776 / 0.28%	\$487,146 / 7.75%	\$115,008 / 1.83%	\$97,500 / 1.55%	\$22,040 / 0.35%
N	0	0 / 0%	0 / 0%	0 / 0%	0 / 0%	0 / 0%	0 / 0%	0 / 0%
S	***	\$12,717 / 0.49%	0 / 0%	0 / 0%	\$867 / 0.03%	\$11,850 / 0.46%	0 / 0%	0 / 0%
-TC	\$185,225	\$297 / 0.16%	0 / 0%	0 / 0%	\$62 / 0.03%	\$235 / 0.13%	0 / 0%	0 / 0%
-I	0	0 / 0%	0 / 0%	0 / 0%	0 / 0%	0 / 0%	0 / 0%	0 / 0%
	<b>\$6,102,105</b>	<b>\$789,837 / 13.02%</b>	<b>\$37,946 / 0.60%</b>	<b>\$17,776 / 0.28%</b>	<b>\$487,951 / 7.82%</b>	<b>\$126,623 / 2.42%</b>	<b>\$97,500 / 1.55%</b>	<b>\$22,040 / 0.35%</b>

\*\*\* DOLLARS REPORTED BUT NOT SHOWN IN THESE COLUMNS. T=TREASURY, N=NON-TREASURY, S=SUBCONTRACTOR FUNDS & PROCUREMENT CARD HUB PURCHASES, TC=TERM CONTRACT, I= INTER GOVERNMENTAL



TEXAS HISTORICALLY UNDERUTILIZED BUSINESS (HUB) SEMI-ANNUAL REPORT RECEIVED FOR FISCAL YEAR 2023

SECTION VII - STATE AGENCY EXPENDITURE DATA

FUND TYPE	TOTAL EXPENDITURE	TOTAL SPENT WITH HUBS AMOUNT / %	BLACK AMOUNT / %	HISPANIC AMOUNT / %	WOMAN AMOUNT / %	ASIAN PACIFIC AMOUNT / %	NATIVE AMERICAN AMOUNT / %	SERVICE-DISABLED VETERAN AMOUNT / %
-----------	-------------------	----------------------------------	------------------	---------------------	------------------	--------------------------	----------------------------	-------------------------------------

809 - STATE PRESERVATION BOARD - HEAVY CONSTRUCTION UNADJUSTED GOAL IS 11.2%

T	0	0 / 0%	0 / 0%	0 / 0%	0 / 0%	0 / 0%	0 / 0%	0 / 0%
N	0	0 / 0%	0 / 0%	0 / 0%	0 / 0%	0 / 0%	0 / 0%	0 / 0%
S	***	0 / 0%	0 / 0%	0 / 0%	0 / 0%	0 / 0%	0 / 0%	0 / 0%
-TC	0	0 / 0%	0 / 0%	0 / 0%	0 / 0%	0 / 0%	0 / 0%	0 / 0%
-I	0	0 / 0%	0 / 0%	0 / 0%	0 / 0%	0 / 0%	0 / 0%	0 / 0%
	<b>0</b>	<b>0 / 0%</b>	<b>0 / 0%</b>	<b>0 / 0%</b>	<b>0 / 0%</b>	<b>0 / 0%</b>	<b>0 / 0%</b>	<b>0 / 0%</b>

809 - STATE PRESERVATION BOARD - BUILDING CONSTRUCTION UNADJUSTED GOAL IS 21.1%

T	\$2,042,722	\$42,826 / 2.10%	0 / 0%	0 / 0%	0 / 0%	0 / 0%	0 / 0%	\$42,826 / 2.10%
N	0	0 / 0%	0 / 0%	0 / 0%	0 / 0%	0 / 0%	0 / 0%	0 / 0%
S	***	0 / 0%	0 / 0%	0 / 0%	0 / 0%	0 / 0%	0 / 0%	0 / 0%
-TC	0	0 / 0%	0 / 0%	0 / 0%	0 / 0%	0 / 0%	0 / 0%	0 / 0%
-I	0	0 / 0%	0 / 0%	0 / 0%	0 / 0%	0 / 0%	0 / 0%	0 / 0%
	<b>\$2,042,722</b>	<b>\$42,826 / 2.10%</b>	<b>0 / 0%</b>	<b>0 / 0%</b>	<b>0 / 0%</b>	<b>0 / 0%</b>	<b>0 / 0%</b>	<b>\$42,826 / 2.10%</b>

809 - STATE PRESERVATION BOARD - SPECIAL TRADE UNADJUSTED GOAL IS 32.9%

T	\$1,692,500	\$95,184 / 5.62%	0 / 0%	0 / 0%	\$95,184 / 5.62%	0 / 0%	0 / 0%	0 / 0%
N	0	0 / 0%	0 / 0%	0 / 0%	0 / 0%	0 / 0%	0 / 0%	0 / 0%
S	***	0 / 0%	0 / 0%	0 / 0%	0 / 0%	0 / 0%	0 / 0%	0 / 0%
-TC	0	0 / 0%	0 / 0%	0 / 0%	0 / 0%	0 / 0%	0 / 0%	0 / 0%
-I	0	0 / 0%	0 / 0%	0 / 0%	0 / 0%	0 / 0%	0 / 0%	0 / 0%
	<b>\$1,692,500</b>	<b>\$95,184 / 5.62%</b>	<b>0 / 0%</b>	<b>0 / 0%</b>	<b>\$95,184 / 5.62%</b>	<b>0 / 0%</b>	<b>0 / 0%</b>	<b>0 / 0%</b>

\*\*\* DOLLARS REPORTED BUT NOT SHOWN IN THESE COLUMNS. T=TREASURY, N=NON-TREASURY, S=SUBCONTRACTOR FUNDS & PROCUREMENT CARD HUB PURCHASES, TC=TERM CONTRACT, I= INTER GOVERNMENT



TEXAS HISTORICALLY UNDERUTILIZED BUSINESS (HUB) SEMI-ANNUAL REPORT RECEIVED FOR FISCAL YEAR 2023

SECTION VII - STATE AGENCY EXPENDITURE DATA

FUND TYPE	TOTAL EXPENDITURE	TOTAL SPENT WITH HUBS AMOUNT / %	BLACK AMOUNT / %	HISPANIC AMOUNT / %	WOMAN AMOUNT / %	ASIAN PACIFIC AMOUNT / %	NATIVE AMERICAN AMOUNT / %	SERVICE-DISABLED VETERAN AMOUNT / %
<b>809 - STATE PRESERVATION BOARD - PROFESSIONAL SERVICES UNADJUSTED GOAL IS 23.7%</b>								
T	\$216,975	\$61,012 / 28.12%	0 / 0%	\$57,700 / 26.59%	\$1,700 / 0.78%	\$1,612 / 0.74%	0 / 0%	0 / 0%
N	0	0 / 0%	0 / 0%	0 / 0%	0 / 0%	0 / 0%	0 / 0%	0 / 0%
S	***	\$55,823 / 25.73%	0 / 0%	\$3,000 / 1.38%	\$52,823 / 24.35%	0 / 0%	0 / 0%	0 / 0%
-TC	0	0 / 0%	0 / 0%	0 / 0%	0 / 0%	0 / 0%	0 / 0%	0 / 0%
-I	0	0 / 0%	0 / 0%	0 / 0%	0 / 0%	0 / 0%	0 / 0%	0 / 0%
	<b>\$216,975</b>	<b>\$116,834 / 53.85%</b>	<b>0 / 0%</b>	<b>\$60,700 / 27.98%</b>	<b>\$54,523 / 25.13%</b>	<b>\$1,612 / 0.74%</b>	<b>0 / 0%</b>	<b>0 / 0%</b>

<b>809 - STATE PRESERVATION BOARD - OTHER SERVICES UNADJUSTED GOAL IS 26%</b>								
T	\$1,674,803	\$24,119 / 1.44%	0 / 0%	\$4,047 / 0.24%	\$20,072 / 1.20%	0 / 0%	0 / 0%	0 / 0%
N	0	0 / 0%	0 / 0%	0 / 0%	0 / 0%	0 / 0%	0 / 0%	0 / 0%
S	***	0 / 0%	0 / 0%	0 / 0%	0 / 0%	0 / 0%	0 / 0%	0 / 0%
-TC	\$1,850	0 / 0%	0 / 0%	0 / 0%	0 / 0%	0 / 0%	0 / 0%	0 / 0%
-I	0	0 / 0%	0 / 0%	0 / 0%	0 / 0%	0 / 0%	0 / 0%	0 / 0%
	<b>\$1,672,953</b>	<b>\$24,119 / 1.44%</b>	<b>0 / 0%</b>	<b>\$4,047 / 0.24%</b>	<b>\$20,072 / 1.20%</b>	<b>0 / 0%</b>	<b>0 / 0%</b>	<b>0 / 0%</b>

<b>809 - STATE PRESERVATION BOARD - COMMODITY PURCHASING UNADJUSTED GOAL IS 21.1%</b>								
T	\$2,150,753	\$116,163 / 5.40%	0 / 0%	0 / 0%	\$99,311 / 4.62%	\$16,852 / 0.78%	0 / 0%	0 / 0%
N	\$2,497	0 / 0%	0 / 0%	0 / 0%	0 / 0%	0 / 0%	0 / 0%	0 / 0%
S	***	0 / 0%	0 / 0%	0 / 0%	0 / 0%	0 / 0%	0 / 0%	0 / 0%
-TC	\$3,014	0 / 0%	0 / 0%	0 / 0%	0 / 0%	0 / 0%	0 / 0%	0 / 0%
-I	0	0 / 0%	0 / 0%	0 / 0%	0 / 0%	0 / 0%	0 / 0%	0 / 0%
	<b>\$2,150,236</b>	<b>\$116,163 / 5.40%</b>	<b>0 / 0%</b>	<b>0 / 0%</b>	<b>\$99,311 / 4.62%</b>	<b>\$16,852 / 0.78%</b>	<b>0 / 0%</b>	<b>0 / 0%</b>

\*\*\* DOLLARS REPORTED BUT NOT SHOWN IN THESE COLUMNS. T=TREASURY, N=NON-TREASURY, S=SUBCONTRACTOR FUNDS & PROCUREMENT CARD HUB PURCHASES, TC=TERM CONTRACT, I= INTER GOVERNMENTAL



TEXAS HISTORICALLY UNDERUTILIZED BUSINESS (HUB) SEMI-ANNUAL REPORT RECEIVED FOR FISCAL YEAR 2023

SECTION VII - STATE AGENCY EXPENDITURE DATA

FUND TYPE	TOTAL EXPENDITURE	TOTAL SPENT WITH HUBS AMOUNT / %	BLACK AMOUNT / %	HISPANIC AMOUNT / %	WOMAN AMOUNT / %	ASIAN PACIFIC AMOUNT / %	NATIVE AMERICAN AMOUNT / %	SERVICE-DISABLED VETERAN AMOUNT / %
<b>809 - STATE PRESERVATION BOARD - Statewide Grand Total Expenditures</b>								
T	\$7,777,753	\$339,303 / 4.36%	0 / 0%	\$61,747 / 0.79%	\$216,267 / 2.78%	\$18,463 / 0.24%	0 / 0%	\$42,826 / 0.55%
N	\$2,497	0 / 0%	0 / 0%	0 / 0%	0 / 0%	0 / 0%	0 / 0%	0 / 0%
S	***	\$55,823 / 25.73%	0 / 0%	\$3,000 / 1.38%	\$52,823 / 24.35%	0 / 0%	0 / 0%	0 / 0%
-TC	\$4,864	0 / 0%	0 / 0%	0 / 0%	0 / 0%	0 / 0%	0 / 0%	0 / 0%
-I	0	0 / 0%	0 / 0%	0 / 0%	0 / 0%	0 / 0%	0 / 0%	0 / 0%
	<b>\$7,775,386</b>	<b>\$395,126 / 30.09%</b>	<b>0 / 0%</b>	<b>\$64,747 / 2.18%</b>	<b>\$269,090 / 27.13%</b>	<b>\$18,463 / 0.24%</b>	<b>0 / 0%</b>	<b>\$42,826 / 0.55%</b>

\*\*\* DOLLARS REPORTED BUT NOT SHOWN IN THESE COLUMNS. T=TREASURY, N=NON-TREASURY, S=SUBCONTRACTOR FUNDS & PROCUREMENT CARD HUB PURCHASES, TC=TERM CONTRACT, I= INTER GOVERNMENTAL



TEXAS HISTORICALLY UNDERUTILIZED BUSINESS (HUB) SEMI-ANNUAL REPORT RECEIVED FOR FISCAL YEAR 2023

SECTION VII - STATE AGENCY EXPENDITURE DATA

FUND TYPE	TOTAL EXPENDITURE	TOTAL SPENT WITH HUBS AMOUNT / %	BLACK AMOUNT / %	HISPANIC AMOUNT / %	WOMAN AMOUNT / %	ASIAN PACIFIC AMOUNT / %	NATIVE AMERICAN AMOUNT / %	SERVICE-DISABLED VETERAN AMOUNT / %
<b>813 - TEXAS COMMISSION ON THE ARTS - HEAVY CONSTRUCTION UNADJUSTED GOAL IS 11.2%</b>								
T	0	0 / 0%	0 / 0%	0 / 0%	0 / 0%	0 / 0%	0 / 0%	0 / 0%
N	0	0 / 0%	0 / 0%	0 / 0%	0 / 0%	0 / 0%	0 / 0%	0 / 0%
S	***	0 / 0%	0 / 0%	0 / 0%	0 / 0%	0 / 0%	0 / 0%	0 / 0%
-TC	0	0 / 0%	0 / 0%	0 / 0%	0 / 0%	0 / 0%	0 / 0%	0 / 0%
-I	0	0 / 0%	0 / 0%	0 / 0%	0 / 0%	0 / 0%	0 / 0%	0 / 0%
	<b>0</b>	<b>0 / 0%</b>	<b>0 / 0%</b>	<b>0 / 0%</b>	<b>0 / 0%</b>	<b>0 / 0%</b>	<b>0 / 0%</b>	<b>0 / 0%</b>

<b>813 - TEXAS COMMISSION ON THE ARTS - BUILDING CONSTRUCTION UNADJUSTED GOAL IS 21.1%</b>								
T	0	0 / 0%	0 / 0%	0 / 0%	0 / 0%	0 / 0%	0 / 0%	0 / 0%
N	0	0 / 0%	0 / 0%	0 / 0%	0 / 0%	0 / 0%	0 / 0%	0 / 0%
S	***	0 / 0%	0 / 0%	0 / 0%	0 / 0%	0 / 0%	0 / 0%	0 / 0%
-TC	0	0 / 0%	0 / 0%	0 / 0%	0 / 0%	0 / 0%	0 / 0%	0 / 0%
-I	0	0 / 0%	0 / 0%	0 / 0%	0 / 0%	0 / 0%	0 / 0%	0 / 0%
	<b>0</b>	<b>0 / 0%</b>	<b>0 / 0%</b>	<b>0 / 0%</b>	<b>0 / 0%</b>	<b>0 / 0%</b>	<b>0 / 0%</b>	<b>0 / 0%</b>

<b>813 - TEXAS COMMISSION ON THE ARTS - SPECIAL TRADE UNADJUSTED GOAL IS 32.9%</b>								
T	0	0 / 0%	0 / 0%	0 / 0%	0 / 0%	0 / 0%	0 / 0%	0 / 0%
N	0	0 / 0%	0 / 0%	0 / 0%	0 / 0%	0 / 0%	0 / 0%	0 / 0%
S	***	0 / 0%	0 / 0%	0 / 0%	0 / 0%	0 / 0%	0 / 0%	0 / 0%
-TC	0	0 / 0%	0 / 0%	0 / 0%	0 / 0%	0 / 0%	0 / 0%	0 / 0%
-I	0	0 / 0%	0 / 0%	0 / 0%	0 / 0%	0 / 0%	0 / 0%	0 / 0%
	<b>0</b>	<b>0 / 0%</b>	<b>0 / 0%</b>	<b>0 / 0%</b>	<b>0 / 0%</b>	<b>0 / 0%</b>	<b>0 / 0%</b>	<b>0 / 0%</b>

\*\*\* DOLLARS REPORTED BUT NOT SHOWN IN THESE COLUMNS. T=TREASURY, N=NON-TREASURY, S=SUBCONTRACTOR FUNDS & PROCUREMENT CARD HUB PURCHASES, TC=TERM CONTRACT, I= INTER GOVERNMENT



TEXAS HISTORICALLY UNDERUTILIZED BUSINESS (HUB) SEMI-ANNUAL REPORT RECEIVED FOR FISCAL YEAR 2023

SECTION VII - STATE AGENCY EXPENDITURE DATA

FUND TYPE	TOTAL EXPENDITURE	TOTAL SPENT WITH HUBS AMOUNT / %	BLACK AMOUNT / %	HISPANIC AMOUNT / %	WOMAN AMOUNT / %	ASIAN PACIFIC AMOUNT / %	NATIVE AMERICAN AMOUNT / %	SERVICE-DISABLED VETERAN AMOUNT / %
-----------	-------------------	----------------------------------	------------------	---------------------	------------------	--------------------------	----------------------------	-------------------------------------

813 - TEXAS COMMISSION ON THE ARTS - PROFESSIONAL SERVICES UNADJUSTED GOAL IS 23.7%

T	\$11,520	\$11,520 / 100.00%	\$11,520 / 100.00%	0 / 0%	0 / 0%	0 / 0%	0 / 0%	0 / 0%
N	0	0 / 0%	0 / 0%	0 / 0%	0 / 0%	0 / 0%	0 / 0%	0 / 0%
S	***	0 / 0%	0 / 0%	0 / 0%	0 / 0%	0 / 0%	0 / 0%	0 / 0%
-TC	0	0 / 0%	0 / 0%	0 / 0%	0 / 0%	0 / 0%	0 / 0%	0 / 0%
-I	0	0 / 0%	0 / 0%	0 / 0%	0 / 0%	0 / 0%	0 / 0%	0 / 0%
	<b>\$11,520</b>	<b>\$11,520 / 100.00%</b>	<b>\$11,520 / 100.00%</b>	<b>0 / 0%</b>	<b>0 / 0%</b>	<b>0 / 0%</b>	<b>0 / 0%</b>	<b>0 / 0%</b>

813 - TEXAS COMMISSION ON THE ARTS - OTHER SERVICES UNADJUSTED GOAL IS 26%

T	\$43,942	0 / 0%	0 / 0%	0 / 0%	0 / 0%	0 / 0%	0 / 0%	0 / 0%
N	0	0 / 0%	0 / 0%	0 / 0%	0 / 0%	0 / 0%	0 / 0%	0 / 0%
S	***	0 / 0%	0 / 0%	0 / 0%	0 / 0%	0 / 0%	0 / 0%	0 / 0%
-TC	0	0 / 0%	0 / 0%	0 / 0%	0 / 0%	0 / 0%	0 / 0%	0 / 0%
-I	0	0 / 0%	0 / 0%	0 / 0%	0 / 0%	0 / 0%	0 / 0%	0 / 0%
	<b>\$43,942</b>	<b>0 / 0%</b>	<b>0 / 0%</b>	<b>0 / 0%</b>	<b>0 / 0%</b>	<b>0 / 0%</b>	<b>0 / 0%</b>	<b>0 / 0%</b>

813 - TEXAS COMMISSION ON THE ARTS - COMMODITY PURCHASING UNADJUSTED GOAL IS 21.1%

T	\$8,275	\$271 / 3.27%	0 / 0%	0 / 0%	\$271 / 3.27%	0 / 0%	0 / 0%	0 / 0%
N	0	0 / 0%	0 / 0%	0 / 0%	0 / 0%	0 / 0%	0 / 0%	0 / 0%
S	***	0 / 0%	0 / 0%	0 / 0%	0 / 0%	0 / 0%	0 / 0%	0 / 0%
-TC	0	0 / 0%	0 / 0%	0 / 0%	0 / 0%	0 / 0%	0 / 0%	0 / 0%
-I	0	0 / 0%	0 / 0%	0 / 0%	0 / 0%	0 / 0%	0 / 0%	0 / 0%
	<b>\$8,275</b>	<b>\$271 / 3.27%</b>	<b>0 / 0%</b>	<b>0 / 0%</b>	<b>\$271 / 3.27%</b>	<b>0 / 0%</b>	<b>0 / 0%</b>	<b>0 / 0%</b>

\*\*\* DOLLARS REPORTED BUT NOT SHOWN IN THESE COLUMNS. T=TREASURY, N=NON-TREASURY, S=SUBCONTRACTOR FUNDS & PROCUREMENT CARD HUB PURCHASES, TC=TERM CONTRACT, I= INTER GOVERNMENTAL



TEXAS HISTORICALLY UNDERUTILIZED BUSINESS (HUB) SEMI-ANNUAL REPORT RECEIVED FOR FISCAL YEAR 2023

SECTION VII - STATE AGENCY EXPENDITURE DATA

FUND TYPE	TOTAL EXPENDITURE	TOTAL SPENT WITH HUBS AMOUNT / %	BLACK AMOUNT / %	HISPANIC AMOUNT / %	WOMAN AMOUNT / %	ASIAN PACIFIC AMOUNT / %	NATIVE AMERICAN AMOUNT / %	SERVICE-DISABLED VETERAN AMOUNT / %
<b>813 - TEXAS COMMISSION ON THE ARTS - Statewide Grand Total Expenditures</b>								
T	\$63,737	\$11,791 / 18.50%	\$11,520 / 18.07%	0 / 0%	\$271 / 0.43%	0 / 0%	0 / 0%	0 / 0%
N	0	0 / 0%	0 / 0%	0 / 0%	0 / 0%	0 / 0%	0 / 0%	0 / 0%
S	***	0 / 0%	0 / 0%	0 / 0%	0 / 0%	0 / 0%	0 / 0%	0 / 0%
-TC	0	0 / 0%	0 / 0%	0 / 0%	0 / 0%	0 / 0%	0 / 0%	0 / 0%
-I	0	0 / 0%	0 / 0%	0 / 0%	0 / 0%	0 / 0%	0 / 0%	0 / 0%
	<b>\$63,737</b>	<b>\$11,791 / 18.50%</b>	<b>\$11,520 / 18.07%</b>	<b>0 / 0%</b>	<b>\$271 / 0.43%</b>	<b>0 / 0%</b>	<b>0 / 0%</b>	<b>0 / 0%</b>

\*\*\* DOLLARS REPORTED BUT NOT SHOWN IN THESE COLUMNS. T=TREASURY, N=NON-TREASURY, S=SUBCONTRACTOR FUNDS & PROCUREMENT CARD HUB PURCHASES, TC=TERM CONTRACT, I= INTER GOVERNMENTAL



TEXAS HISTORICALLY UNDERUTILIZED BUSINESS (HUB) SEMI-ANNUAL REPORT RECEIVED FOR FISCAL YEAR 2023

SECTION VII - STATE AGENCY EXPENDITURE DATA

FUND TYPE	TOTAL EXPENDITURE	TOTAL SPENT WITH HUBS AMOUNT / %	BLACK AMOUNT / %	HISPANIC AMOUNT / %	WOMAN AMOUNT / %	ASIAN PACIFIC AMOUNT / %	NATIVE AMERICAN AMOUNT / %	SERVICE-DISABLED VETERAN AMOUNT / %
-----------	-------------------	----------------------------------	------------------	---------------------	------------------	--------------------------	----------------------------	-------------------------------------

902 - COMPTROLLER / FISCAL - HEAVY CONSTRUCTION UNADJUSTED GOAL IS 11.2%

T	0	0 / 0%	0 / 0%	0 / 0%	0 / 0%	0 / 0%	0 / 0%	0 / 0%
N	0	0 / 0%	0 / 0%	0 / 0%	0 / 0%	0 / 0%	0 / 0%	0 / 0%
S	***	0 / 0%	0 / 0%	0 / 0%	0 / 0%	0 / 0%	0 / 0%	0 / 0%
-TC	0	0 / 0%	0 / 0%	0 / 0%	0 / 0%	0 / 0%	0 / 0%	0 / 0%
-I	0	0 / 0%	0 / 0%	0 / 0%	0 / 0%	0 / 0%	0 / 0%	0 / 0%
	<b>0</b>	<b>0 / 0%</b>	<b>0 / 0%</b>	<b>0 / 0%</b>	<b>0 / 0%</b>	<b>0 / 0%</b>	<b>0 / 0%</b>	<b>0 / 0%</b>

902 - COMPTROLLER / FISCAL - BUILDING CONSTRUCTION UNADJUSTED GOAL IS 21.1%

T	0	0 / 0%	0 / 0%	0 / 0%	0 / 0%	0 / 0%	0 / 0%	0 / 0%
N	0	0 / 0%	0 / 0%	0 / 0%	0 / 0%	0 / 0%	0 / 0%	0 / 0%
S	***	0 / 0%	0 / 0%	0 / 0%	0 / 0%	0 / 0%	0 / 0%	0 / 0%
-TC	0	0 / 0%	0 / 0%	0 / 0%	0 / 0%	0 / 0%	0 / 0%	0 / 0%
-I	0	0 / 0%	0 / 0%	0 / 0%	0 / 0%	0 / 0%	0 / 0%	0 / 0%
	<b>0</b>	<b>0 / 0%</b>	<b>0 / 0%</b>	<b>0 / 0%</b>	<b>0 / 0%</b>	<b>0 / 0%</b>	<b>0 / 0%</b>	<b>0 / 0%</b>

902 - COMPTROLLER / FISCAL - SPECIAL TRADE UNADJUSTED GOAL IS 32.9%

T	0	0 / 0%	0 / 0%	0 / 0%	0 / 0%	0 / 0%	0 / 0%	0 / 0%
N	0	0 / 0%	0 / 0%	0 / 0%	0 / 0%	0 / 0%	0 / 0%	0 / 0%
S	***	0 / 0%	0 / 0%	0 / 0%	0 / 0%	0 / 0%	0 / 0%	0 / 0%
-TC	0	0 / 0%	0 / 0%	0 / 0%	0 / 0%	0 / 0%	0 / 0%	0 / 0%
-I	0	0 / 0%	0 / 0%	0 / 0%	0 / 0%	0 / 0%	0 / 0%	0 / 0%
	<b>0</b>	<b>0 / 0%</b>	<b>0 / 0%</b>	<b>0 / 0%</b>	<b>0 / 0%</b>	<b>0 / 0%</b>	<b>0 / 0%</b>	<b>0 / 0%</b>

\*\*\* DOLLARS REPORTED BUT NOT SHOWN IN THESE COLUMNS. T=TREASURY, N=NON-TREASURY, S=SUBCONTRACTOR FUNDS & PROCUREMENT CARD HUB PURCHASES, TC=TERM CONTRACT, I= INTER GOVERNMENT





TEXAS HISTORICALLY UNDERUTILIZED BUSINESS (HUB) SEMI-ANNUAL REPORT RECEIVED FOR FISCAL YEAR 2023

SECTION VII - STATE AGENCY EXPENDITURE DATA

FUND TYPE	TOTAL EXPENDITURE	TOTAL SPENT WITH HUBS AMOUNT / %	BLACK AMOUNT / %	HISPANIC AMOUNT / %	WOMAN AMOUNT / %	ASIAN PACIFIC AMOUNT / %	NATIVE AMERICAN AMOUNT / %	SERVICE-DISABLED VETERAN AMOUNT / %
<b>902 - COMPTROLLER / FISCAL - PROFESSIONAL SERVICES UNADJUSTED GOAL IS 23.7%</b>								
T	\$6,897,756	\$30,000 / 0.43%	\$30,000 / 0.43%	0 / 0%	0 / 0%	0 / 0%	0 / 0%	0 / 0%
N	0	0 / 0%	0 / 0%	0 / 0%	0 / 0%	0 / 0%	0 / 0%	0 / 0%
S	***	0 / 0%	0 / 0%	0 / 0%	0 / 0%	0 / 0%	0 / 0%	0 / 0%
-TC	0	0 / 0%	0 / 0%	0 / 0%	0 / 0%	0 / 0%	0 / 0%	0 / 0%
-I	0	0 / 0%	0 / 0%	0 / 0%	0 / 0%	0 / 0%	0 / 0%	0 / 0%
	<b>\$6,897,756</b>	<b>\$30,000 / 0.43%</b>	<b>\$30,000 / 0.43%</b>	<b>0 / 0%</b>	<b>0 / 0%</b>	<b>0 / 0%</b>	<b>0 / 0%</b>	<b>0 / 0%</b>

<b>902 - COMPTROLLER / FISCAL - OTHER SERVICES UNADJUSTED GOAL IS 26%</b>								
T	\$2,158,443	\$1,093,399 / 50.66%	\$7,033 / 0.33%	0 / 0%	\$854,423 / 39.59%	\$231,943 / 10.75%	0 / 0%	0 / 0%
N	0	0 / 0%	0 / 0%	0 / 0%	0 / 0%	0 / 0%	0 / 0%	0 / 0%
S	***	0 / 0%	0 / 0%	0 / 0%	0 / 0%	0 / 0%	0 / 0%	0 / 0%
-TC	0	0 / 0%	0 / 0%	0 / 0%	0 / 0%	0 / 0%	0 / 0%	0 / 0%
-I	0	0 / 0%	0 / 0%	0 / 0%	0 / 0%	0 / 0%	0 / 0%	0 / 0%
	<b>\$2,158,443</b>	<b>\$1,093,399 / 50.66%</b>	<b>\$7,033 / 0.33%</b>	<b>0 / 0%</b>	<b>\$854,423 / 39.59%</b>	<b>\$231,943 / 10.75%</b>	<b>0 / 0%</b>	<b>0 / 0%</b>

<b>902 - COMPTROLLER / FISCAL - COMMODITY PURCHASING UNADJUSTED GOAL IS 21.1%</b>								
T	0	0 / 0%	0 / 0%	0 / 0%	0 / 0%	0 / 0%	0 / 0%	0 / 0%
N	0	0 / 0%	0 / 0%	0 / 0%	0 / 0%	0 / 0%	0 / 0%	0 / 0%
S	***	0 / 0%	0 / 0%	0 / 0%	0 / 0%	0 / 0%	0 / 0%	0 / 0%
-TC	0	0 / 0%	0 / 0%	0 / 0%	0 / 0%	0 / 0%	0 / 0%	0 / 0%
-I	0	0 / 0%	0 / 0%	0 / 0%	0 / 0%	0 / 0%	0 / 0%	0 / 0%
	<b>0</b>	<b>0 / 0%</b>	<b>0 / 0%</b>	<b>0 / 0%</b>	<b>0 / 0%</b>	<b>0 / 0%</b>	<b>0 / 0%</b>	<b>0 / 0%</b>

\*\*\* DOLLARS REPORTED BUT NOT SHOWN IN THESE COLUMNS. T=TREASURY, N=NON-TREASURY, S=SUBCONTRACTOR FUNDS & PROCUREMENT CARD HUB PURCHASES, TC=TERM CONTRACT, I= INTER GOVERNMENTAL



TEXAS HISTORICALLY UNDERUTILIZED BUSINESS (HUB) SEMI-ANNUAL REPORT RECEIVED FOR FISCAL YEAR 2023

SECTION VII - STATE AGENCY EXPENDITURE DATA

FUND TYPE	TOTAL EXPENDITURE	TOTAL SPENT WITH HUBS AMOUNT / %	BLACK AMOUNT / %	HISPANIC AMOUNT / %	WOMAN AMOUNT / %	ASIAN PACIFIC AMOUNT / %	NATIVE AMERICAN AMOUNT / %	SERVICE-DISABLED VETERAN AMOUNT / %
<b>902 - COMPTROLLER / FISCAL - Statewide Grand Total Expenditures</b>								
T	\$9,056,199	\$1,123,399 / 12.40%	\$37,033 / 0.41%	0 / 0%	\$854,423 / 9.43%	\$231,943 / 2.56%	0 / 0%	0 / 0%
N	0	0 / 0%	0 / 0%	0 / 0%	0 / 0%	0 / 0%	0 / 0%	0 / 0%
S	***	0 / 0%	0 / 0%	0 / 0%	0 / 0%	0 / 0%	0 / 0%	0 / 0%
-TC	0	0 / 0%	0 / 0%	0 / 0%	0 / 0%	0 / 0%	0 / 0%	0 / 0%
-I	0	0 / 0%	0 / 0%	0 / 0%	0 / 0%	0 / 0%	0 / 0%	0 / 0%
	<b>\$9,056,199</b>	<b>\$1,123,399 / 12.40%</b>	<b>\$37,033 / 0.41%</b>	<b>0 / 0%</b>	<b>\$854,423 / 9.43%</b>	<b>\$231,943 / 2.56%</b>	<b>0 / 0%</b>	<b>0 / 0%</b>

\*\*\* DOLLARS REPORTED BUT NOT SHOWN IN THESE COLUMNS. T=TREASURY, N=NON-TREASURY, S=SUBCONTRACTOR FUNDS & PROCUREMENT CARD HUB PURCHASES, TC=TERM CONTRACT, I= INTER GOVERNMENTAL



TEXAS HISTORICALLY UNDERUTILIZED BUSINESS (HUB) SEMI-ANNUAL REPORT RECEIVED FOR FISCAL YEAR 2023

SECTION VII - STATE AGENCY EXPENDITURE DATA

FUND TYPE	TOTAL EXPENDITURE	TOTAL SPENT WITH HUBS AMOUNT / %	BLACK AMOUNT / %	HISPANIC AMOUNT / %	WOMAN AMOUNT / %	ASIAN PACIFIC AMOUNT / %	NATIVE AMERICAN AMOUNT / %	SERVICE-DISABLED VETERAN AMOUNT / %
-----------	-------------------	----------------------------------	------------------	---------------------	------------------	--------------------------	----------------------------	-------------------------------------

907 - STATE ENERGY CONSERVATION OFFICE - HEAVY CONSTRUCTION UNADJUSTED GOAL IS 11.2%

T	0	0 / 0%	0 / 0%	0 / 0%	0 / 0%	0 / 0%	0 / 0%	0 / 0%
N	0	0 / 0%	0 / 0%	0 / 0%	0 / 0%	0 / 0%	0 / 0%	0 / 0%
S	***	0 / 0%	0 / 0%	0 / 0%	0 / 0%	0 / 0%	0 / 0%	0 / 0%
-TC	0	0 / 0%	0 / 0%	0 / 0%	0 / 0%	0 / 0%	0 / 0%	0 / 0%
-I	0	0 / 0%	0 / 0%	0 / 0%	0 / 0%	0 / 0%	0 / 0%	0 / 0%
	<b>0</b>	<b>0 / 0%</b>	<b>0 / 0%</b>	<b>0 / 0%</b>	<b>0 / 0%</b>	<b>0 / 0%</b>	<b>0 / 0%</b>	<b>0 / 0%</b>

907 - STATE ENERGY CONSERVATION OFFICE - BUILDING CONSTRUCTION UNADJUSTED GOAL IS 21.1%

T	0	0 / 0%	0 / 0%	0 / 0%	0 / 0%	0 / 0%	0 / 0%	0 / 0%
N	0	0 / 0%	0 / 0%	0 / 0%	0 / 0%	0 / 0%	0 / 0%	0 / 0%
S	***	0 / 0%	0 / 0%	0 / 0%	0 / 0%	0 / 0%	0 / 0%	0 / 0%
-TC	0	0 / 0%	0 / 0%	0 / 0%	0 / 0%	0 / 0%	0 / 0%	0 / 0%
-I	0	0 / 0%	0 / 0%	0 / 0%	0 / 0%	0 / 0%	0 / 0%	0 / 0%
	<b>0</b>	<b>0 / 0%</b>	<b>0 / 0%</b>	<b>0 / 0%</b>	<b>0 / 0%</b>	<b>0 / 0%</b>	<b>0 / 0%</b>	<b>0 / 0%</b>

907 - STATE ENERGY CONSERVATION OFFICE - SPECIAL TRADE UNADJUSTED GOAL IS 32.9%

T	0	0 / 0%	0 / 0%	0 / 0%	0 / 0%	0 / 0%	0 / 0%	0 / 0%
N	0	0 / 0%	0 / 0%	0 / 0%	0 / 0%	0 / 0%	0 / 0%	0 / 0%
S	***	0 / 0%	0 / 0%	0 / 0%	0 / 0%	0 / 0%	0 / 0%	0 / 0%
-TC	0	0 / 0%	0 / 0%	0 / 0%	0 / 0%	0 / 0%	0 / 0%	0 / 0%
-I	0	0 / 0%	0 / 0%	0 / 0%	0 / 0%	0 / 0%	0 / 0%	0 / 0%
	<b>0</b>	<b>0 / 0%</b>	<b>0 / 0%</b>	<b>0 / 0%</b>	<b>0 / 0%</b>	<b>0 / 0%</b>	<b>0 / 0%</b>	<b>0 / 0%</b>

\*\*\* DOLLARS REPORTED BUT NOT SHOWN IN THESE COLUMNS. T=TREASURY, N=NON-TREASURY, S=SUBCONTRACTOR FUNDS & PROCUREMENT CARD HUB PURCHASES, TC=TERM CONTRACT, I= INTER GOVERNMENTAL



TEXAS HISTORICALLY UNDERUTILIZED BUSINESS (HUB) SEMI-ANNUAL REPORT RECEIVED FOR FISCAL YEAR 2023

SECTION VII - STATE AGENCY EXPENDITURE DATA

FUND TYPE	TOTAL EXPENDITURE	TOTAL SPENT WITH HUBS AMOUNT / %	BLACK AMOUNT / %	HISPANIC AMOUNT / %	WOMAN AMOUNT / %	ASIAN PACIFIC AMOUNT / %	NATIVE AMERICAN AMOUNT / %	SERVICE-DISABLED VETERAN AMOUNT / %
-----------	-------------------	----------------------------------	------------------	---------------------	------------------	--------------------------	----------------------------	-------------------------------------

907 - STATE ENERGY CONSERVATION OFFICE - PROFESSIONAL SERVICES UNADJUSTED GOAL IS 23.7%

T	0	0 / 0%	0 / 0%	0 / 0%	0 / 0%	0 / 0%	0 / 0%	0 / 0%
N	0	0 / 0%	0 / 0%	0 / 0%	0 / 0%	0 / 0%	0 / 0%	0 / 0%
S	***	0 / 0%	0 / 0%	0 / 0%	0 / 0%	0 / 0%	0 / 0%	0 / 0%
-TC	0	0 / 0%	0 / 0%	0 / 0%	0 / 0%	0 / 0%	0 / 0%	0 / 0%
-I	0	0 / 0%	0 / 0%	0 / 0%	0 / 0%	0 / 0%	0 / 0%	0 / 0%
	<b>0</b>	<b>0 / 0%</b>	<b>0 / 0%</b>	<b>0 / 0%</b>	<b>0 / 0%</b>	<b>0 / 0%</b>	<b>0 / 0%</b>	<b>0 / 0%</b>

907 - STATE ENERGY CONSERVATION OFFICE - OTHER SERVICES UNADJUSTED GOAL IS 26%

T	\$550,548	\$81,222 / 14.75%	0 / 0%	0 / 0%	0 / 0%	\$81,222 / 14.75%	0 / 0%	0 / 0%
N	0	0 / 0%	0 / 0%	0 / 0%	0 / 0%	0 / 0%	0 / 0%	0 / 0%
S	***	0 / 0%	0 / 0%	0 / 0%	0 / 0%	0 / 0%	0 / 0%	0 / 0%
-TC	\$82	0 / 0%	0 / 0%	0 / 0%	0 / 0%	0 / 0%	0 / 0%	0 / 0%
-I	0	0 / 0%	0 / 0%	0 / 0%	0 / 0%	0 / 0%	0 / 0%	0 / 0%
	<b>\$550,466</b>	<b>\$81,222 / 14.75%</b>	<b>0 / 0%</b>	<b>0 / 0%</b>	<b>0 / 0%</b>	<b>\$81,222 / 14.75%</b>	<b>0 / 0%</b>	<b>0 / 0%</b>

907 - STATE ENERGY CONSERVATION OFFICE - COMMODITY PURCHASING UNADJUSTED GOAL IS 21.1%

T	\$3,765	\$1,402 / 37.22%	0 / 0%	0 / 0%	0 / 0%	\$1,402 / 37.22%	0 / 0%	0 / 0%
N	0	0 / 0%	0 / 0%	0 / 0%	0 / 0%	0 / 0%	0 / 0%	0 / 0%
S	***	0 / 0%	0 / 0%	0 / 0%	0 / 0%	0 / 0%	0 / 0%	0 / 0%
-TC	0	0 / 0%	0 / 0%	0 / 0%	0 / 0%	0 / 0%	0 / 0%	0 / 0%
-I	0	0 / 0%	0 / 0%	0 / 0%	0 / 0%	0 / 0%	0 / 0%	0 / 0%
	<b>\$3,765</b>	<b>\$1,402 / 37.22%</b>	<b>0 / 0%</b>	<b>0 / 0%</b>	<b>0 / 0%</b>	<b>\$1,402 / 37.22%</b>	<b>0 / 0%</b>	<b>0 / 0%</b>

\*\*\* DOLLARS REPORTED BUT NOT SHOWN IN THESE COLUMNS. T=TREASURY, N=NON-TREASURY, S=SUBCONTRACTOR FUNDS & PROCUREMENT CARD HUB PURCHASES, TC=TERM CONTRACT, I= INTER GOVERNMENTAL



TEXAS HISTORICALLY UNDERUTILIZED BUSINESS (HUB) SEMI-ANNUAL REPORT RECEIVED FOR FISCAL YEAR 2023

SECTION VII - STATE AGENCY EXPENDITURE DATA

FUND TYPE	TOTAL EXPENDITURE	TOTAL SPENT WITH HUBS AMOUNT / %	BLACK AMOUNT / %	HISPANIC AMOUNT / %	WOMAN AMOUNT / %	ASIAN PACIFIC AMOUNT / %	NATIVE AMERICAN AMOUNT / %	SERVICE-DISABLED VETERAN AMOUNT / %
<b>907 - STATE ENERGY CONSERVATION OFFICE - Statewide Grand Total Expenditures</b>								
T	\$554,313	\$82,623 / 14.91%	0 / 0%	0 / 0%	0 / 0%	\$82,623 / 14.91%	0 / 0%	0 / 0%
N	0	0 / 0%	0 / 0%	0 / 0%	0 / 0%	0 / 0%	0 / 0%	0 / 0%
S	***	0 / 0%	0 / 0%	0 / 0%	0 / 0%	0 / 0%	0 / 0%	0 / 0%
-TC	\$82	0 / 0%	0 / 0%	0 / 0%	0 / 0%	0 / 0%	0 / 0%	0 / 0%
-I	0	0 / 0%	0 / 0%	0 / 0%	0 / 0%	0 / 0%	0 / 0%	0 / 0%
	<b>\$554,231</b>	<b>\$82,623 / 14.91%</b>	<b>0 / 0%</b>	<b>0 / 0%</b>	<b>0 / 0%</b>	<b>\$82,623 / 14.91%</b>	<b>0 / 0%</b>	<b>0 / 0%</b>

\*\*\* DOLLARS REPORTED BUT NOT SHOWN IN THESE COLUMNS. T=TREASURY, N=NON-TREASURY, S=SUBCONTRACTOR FUNDS & PROCUREMENT CARD HUB PURCHASES, TC=TERM CONTRACT, I= INTER GOVERNMENTAL



TEXAS HISTORICALLY UNDERUTILIZED BUSINESS (HUB) SEMI-ANNUAL REPORT RECEIVED FOR FISCAL YEAR 2023

SECTION VII - STATE AGENCY EXPENDITURE DATA

FUND TYPE	TOTAL EXPENDITURE	TOTAL SPENT WITH HUBS AMOUNT / %	BLACK AMOUNT / %	HISPANIC AMOUNT / %	WOMAN AMOUNT / %	ASIAN PACIFIC AMOUNT / %	NATIVE AMERICAN AMOUNT / %	SERVICE-DISABLED VETERAN AMOUNT / %
-----------	-------------------	----------------------------------	------------------	---------------------	------------------	--------------------------	----------------------------	-------------------------------------

908 - TEXAS BULLION DEPOSITORY (PT OF 902) - HEAVY CONSTRUCTION UNADJUSTED GOAL IS 11.2%

T	0	0 / 0%	0 / 0%	0 / 0%	0 / 0%	0 / 0%	0 / 0%	0 / 0%
N	0	0 / 0%	0 / 0%	0 / 0%	0 / 0%	0 / 0%	0 / 0%	0 / 0%
S	***	0 / 0%	0 / 0%	0 / 0%	0 / 0%	0 / 0%	0 / 0%	0 / 0%
-TC	0	0 / 0%	0 / 0%	0 / 0%	0 / 0%	0 / 0%	0 / 0%	0 / 0%
-I	0	0 / 0%	0 / 0%	0 / 0%	0 / 0%	0 / 0%	0 / 0%	0 / 0%
	<b>0</b>	<b>0 / 0%</b>	<b>0 / 0%</b>	<b>0 / 0%</b>	<b>0 / 0%</b>	<b>0 / 0%</b>	<b>0 / 0%</b>	<b>0 / 0%</b>

908 - TEXAS BULLION DEPOSITORY (PT OF 902) - BUILDING CONSTRUCTION UNADJUSTED GOAL IS 21.1%

T	0	0 / 0%	0 / 0%	0 / 0%	0 / 0%	0 / 0%	0 / 0%	0 / 0%
N	0	0 / 0%	0 / 0%	0 / 0%	0 / 0%	0 / 0%	0 / 0%	0 / 0%
S	***	0 / 0%	0 / 0%	0 / 0%	0 / 0%	0 / 0%	0 / 0%	0 / 0%
-TC	0	0 / 0%	0 / 0%	0 / 0%	0 / 0%	0 / 0%	0 / 0%	0 / 0%
-I	0	0 / 0%	0 / 0%	0 / 0%	0 / 0%	0 / 0%	0 / 0%	0 / 0%
	<b>0</b>	<b>0 / 0%</b>	<b>0 / 0%</b>	<b>0 / 0%</b>	<b>0 / 0%</b>	<b>0 / 0%</b>	<b>0 / 0%</b>	<b>0 / 0%</b>

908 - TEXAS BULLION DEPOSITORY (PT OF 902) - SPECIAL TRADE UNADJUSTED GOAL IS 32.9%

T	0	0 / 0%	0 / 0%	0 / 0%	0 / 0%	0 / 0%	0 / 0%	0 / 0%
N	0	0 / 0%	0 / 0%	0 / 0%	0 / 0%	0 / 0%	0 / 0%	0 / 0%
S	***	0 / 0%	0 / 0%	0 / 0%	0 / 0%	0 / 0%	0 / 0%	0 / 0%
-TC	0	0 / 0%	0 / 0%	0 / 0%	0 / 0%	0 / 0%	0 / 0%	0 / 0%
-I	0	0 / 0%	0 / 0%	0 / 0%	0 / 0%	0 / 0%	0 / 0%	0 / 0%
	<b>0</b>	<b>0 / 0%</b>	<b>0 / 0%</b>	<b>0 / 0%</b>	<b>0 / 0%</b>	<b>0 / 0%</b>	<b>0 / 0%</b>	<b>0 / 0%</b>

\*\*\* DOLLARS REPORTED BUT NOT SHOWN IN THESE COLUMNS. T=TREASURY, N=NON-TREASURY, S=SUBCONTRACTOR FUNDS & PROCUREMENT CARD HUB PURCHASES, TC=TERM CONTRACT, I= INTER GOVERNMENT



TEXAS HISTORICALLY UNDERUTILIZED BUSINESS (HUB) SEMI-ANNUAL REPORT RECEIVED FOR FISCAL YEAR 2023

SECTION VII - STATE AGENCY EXPENDITURE DATA

FUND TYPE	TOTAL EXPENDITURE	TOTAL SPENT WITH HUBS AMOUNT / %	BLACK AMOUNT / %	HISPANIC AMOUNT / %	WOMAN AMOUNT / %	ASIAN PACIFIC AMOUNT / %	NATIVE AMERICAN AMOUNT / %	SERVICE-DISABLED VETERAN AMOUNT / %
-----------	-------------------	----------------------------------	------------------	---------------------	------------------	--------------------------	----------------------------	-------------------------------------

908 - TEXAS BULLION DEPOSITORY (PT OF 902) - PROFESSIONAL SERVICES UNADJUSTED GOAL IS 23.7%

T	0	0 / 0%	0 / 0%	0 / 0%	0 / 0%	0 / 0%	0 / 0%	0 / 0%
N	0	0 / 0%	0 / 0%	0 / 0%	0 / 0%	0 / 0%	0 / 0%	0 / 0%
S	***	0 / 0%	0 / 0%	0 / 0%	0 / 0%	0 / 0%	0 / 0%	0 / 0%
-TC	0	0 / 0%	0 / 0%	0 / 0%	0 / 0%	0 / 0%	0 / 0%	0 / 0%
-I	0	0 / 0%	0 / 0%	0 / 0%	0 / 0%	0 / 0%	0 / 0%	0 / 0%
	<b>0</b>	<b>0 / 0%</b>	<b>0 / 0%</b>	<b>0 / 0%</b>	<b>0 / 0%</b>	<b>0 / 0%</b>	<b>0 / 0%</b>	<b>0 / 0%</b>

908 - TEXAS BULLION DEPOSITORY (PT OF 902) - OTHER SERVICES UNADJUSTED GOAL IS 26%

T	\$371,707	0 / 0%	0 / 0%	0 / 0%	0 / 0%	0 / 0%	0 / 0%	0 / 0%
N	0	0 / 0%	0 / 0%	0 / 0%	0 / 0%	0 / 0%	0 / 0%	0 / 0%
S	***	0 / 0%	0 / 0%	0 / 0%	0 / 0%	0 / 0%	0 / 0%	0 / 0%
-TC	0	0 / 0%	0 / 0%	0 / 0%	0 / 0%	0 / 0%	0 / 0%	0 / 0%
-I	0	0 / 0%	0 / 0%	0 / 0%	0 / 0%	0 / 0%	0 / 0%	0 / 0%
	<b>\$371,707</b>	<b>0 / 0%</b>	<b>0 / 0%</b>	<b>0 / 0%</b>	<b>0 / 0%</b>	<b>0 / 0%</b>	<b>0 / 0%</b>	<b>0 / 0%</b>

908 - TEXAS BULLION DEPOSITORY (PT OF 902) - COMMODITY PURCHASING UNADJUSTED GOAL IS 21.1%

T	0	0 / 0%	0 / 0%	0 / 0%	0 / 0%	0 / 0%	0 / 0%	0 / 0%
N	0	0 / 0%	0 / 0%	0 / 0%	0 / 0%	0 / 0%	0 / 0%	0 / 0%
S	***	0 / 0%	0 / 0%	0 / 0%	0 / 0%	0 / 0%	0 / 0%	0 / 0%
-TC	0	0 / 0%	0 / 0%	0 / 0%	0 / 0%	0 / 0%	0 / 0%	0 / 0%
-I	0	0 / 0%	0 / 0%	0 / 0%	0 / 0%	0 / 0%	0 / 0%	0 / 0%
	<b>0</b>	<b>0 / 0%</b>	<b>0 / 0%</b>	<b>0 / 0%</b>	<b>0 / 0%</b>	<b>0 / 0%</b>	<b>0 / 0%</b>	<b>0 / 0%</b>

\*\*\* DOLLARS REPORTED BUT NOT SHOWN IN THESE COLUMNS. T=TREASURY, N=NON-TREASURY, S=SUBCONTRACTOR FUNDS & PROCUREMENT CARD HUB PURCHASES, TC=TERM CONTRACT, I= INTER GOVERNMENT



TEXAS HISTORICALLY UNDERUTILIZED BUSINESS (HUB) SEMI-ANNUAL REPORT RECEIVED FOR FISCAL YEAR 2023

SECTION VII - STATE AGENCY EXPENDITURE DATA

FUND TYPE	TOTAL EXPENDITURE	TOTAL SPENT WITH HUBS AMOUNT / %	BLACK AMOUNT / %	HISPANIC AMOUNT / %	WOMAN AMOUNT / %	ASIAN PACIFIC AMOUNT / %	NATIVE AMERICAN AMOUNT / %	SERVICE-DISABLED VETERAN AMOUNT / %
<b>908 - TEXAS BULLION DEPOSITORY (PT OF 902) - Statewide Grand Total Expenditures</b>								
T	\$371,707	0 / 0%	0 / 0%	0 / 0%	0 / 0%	0 / 0%	0 / 0%	0 / 0%
N	0	0 / 0%	0 / 0%	0 / 0%	0 / 0%	0 / 0%	0 / 0%	0 / 0%
S	***	0 / 0%	0 / 0%	0 / 0%	0 / 0%	0 / 0%	0 / 0%	0 / 0%
-TC	0	0 / 0%	0 / 0%	0 / 0%	0 / 0%	0 / 0%	0 / 0%	0 / 0%
-I	0	0 / 0%	0 / 0%	0 / 0%	0 / 0%	0 / 0%	0 / 0%	0 / 0%
	<b>\$371,707</b>	<b>0 / 0%</b>	<b>0 / 0%</b>	<b>0 / 0%</b>	<b>0 / 0%</b>	<b>0 / 0%</b>	<b>0 / 0%</b>	<b>0 / 0%</b>

\*\*\* DOLLARS REPORTED BUT NOT SHOWN IN THESE COLUMNS. T=TREASURY, N=NON-TREASURY, S=SUBCONTRACTOR FUNDS & PROCUREMENT CARD HUB PURCHASES, TC=TERM CONTRACT, I= INTER GOVERNMENTAL



## **SECTION VIII - STATE AGENCY SUPPLEMENTAL REPORTS**

- **NUMBER OF BUSINESSES PARTICIPATING IN STATE BOND ISSUANCES**



## FISCAL YEAR 2023 SEMI-ANNUAL HUB REPORT

### TOTAL NUMBER OF BUSINESSES PARTICIPATING IN STATE BOND ISSUANCES

AGENCY #	AGENCY NAME	AS		BL		HI		AI		WO	DV	HUB TOTAL	NON HUB	GRAND TOTAL*
		M	F	M	F	M	F	M	F	F	M			
332	TX DEPT OF HOUSING & COMM AFFAIRS	0	0	0	0	0	0	0	0	0	0	0	19	19
580	TEXAS WATER DEVELOPMENT BOARD	0	0	0	0	0	0	0	0	0	0	0	15	15
710	THE TEXAS A&M UNIVERSITY SYSTEM	0	0	0	0	0	0	0	0	0	0	0	10	10
734	LAMAR UNIVERSITY - BEAUMONT	0	0	0	0	0	0	0	0	0	0	0	2	2
<b>TOTAL BOND ISSUANCES:</b>													<b>46</b>	

*\*Total number of Bond Issuances to HUBs and Non-HUBs*

Per Texas Gov't Code, Chapter 1232, the Texas Public Finance Authority (TPFA) has the exclusive authority to act on behalf of other entities (client agencies) issuing bonds on their behalf. A list of the client agencies the TPFA is authorized to issue bonds on their behalf is available on TPFA's website at <http://www.tpfa.state.tx.us/bonds>

**Legend: AS = Asian Pacific American; BL = Black American; HI = Hispanic American; AI = Native American; WO = American Woman; DV = Service-Disabled Veteran**

- **NUMBER OF BIDS AND/OR PROPOSALS RECEIVED**



**FISCAL YEAR 2023 SEMI-ANNUAL HUB REPORT**

**TOTAL NUMBER OF HUB BIDS/PROPOSALS RECEIVED**

AGENCY #	AGENCY NAME	AS		BL		HI		AI		WO	DV	HUB TOTAL	NON-HUB TOTAL	GRAND TOTAL*
		M	F	M	F	M	F	M	F	F	M			
212	OFFICE OF COURT ADMINISTRATION	0	0	0	0	0	0	0	0	0	0	0	0	0
213	OFFICE OF STATE PROSECUTING ATTORNEY	0	0	0	0	0	0	0	0	0	0	0	0	0
230	COURT OF APPEALS - TENTH COURT	0	0	2	0	0	1	0	0	1	0	4	0	4
231	COURT OF APPEALS - ELEVENTH COURT	0	0	0	0	0	0	0	0	4	0	4	0	4
302	OFFICE OF THE ATTORNEY GENERAL	25	33	12	3	21	8	1	0	168	1	272	2,020	2,292
303	TEXAS FACILITIES COMMISSION	8	5	319	408	37	47	1	1	134	10	970	2,169	3,139
304	COMPTROLLER OF PUBLIC ACCOUNTS	91	69	2	1	17	17	7	2	39	0	245	140	385
305	GENERAL LAND OFFICE	1	14	2	2	3	9	0	0	57	2	90	412	502
306	TEXAS STATE LIBRARY & ARCHIVES COMM	6	5	3	0	1	2	1	0	31	0	49	230	279
307	SECRETARY OF STATE	0	27	1	0	12	0	0	0	31	0	71	0	71
308	STATE AUDITOR'S OFFICE	0	4	4	3	1	0	0	0	28	0	40	286	326
312	STATE SECURITIES BOARD	0	7	2	0	0	0	0	0	13	0	22	86	108
313	DEPARTMENT OF INFORMATION RESOURCES	9	31	5	0	13	5	0	0	30	0	93	296	389
320	TEXAS WORKFORCE COMMISSION	103	101	33	42	62	29	14	14	414	20	832	1,823	2,655
323	TEACHER RETIREMENT SYSTEM OF TEXAS	3	17	1	5	0	3	0	0	26	0	55	60	115
327	EMPLOYEES RETIREMENT SYSTEM	2	1	1	0	0	0	0	0	4	0	8	7	15
329	REAL ESTATE COMMISSION	3	0	5	7	3	7	0	0	43	0	68	205	273
332	TX DEPT OF HOUSING & COMM AFFAIRS	2	12	6	0	1	4	0	0	105	0	130	309	439
347	TEXAS PUBLIC FINANCE AUTHORITY	1	5	0	5	0	0	0	0	9	0	20	27	47
356	TEXAS ETHICS COMMISSION	0	0	0	0	0	0	0	0	11	0	11	50	61

\*Total number of Bids/Proposals Received from HUBs and Non-HUBs.



**FISCAL YEAR 2023 SEMI-ANNUAL HUB REPORT**

**TOTAL NUMBER OF HUB BIDS/PROPOSALS RECEIVED**

AGENCY #	AGENCY NAME	AS		BL		HI		AI		WO	DV	HUB TOTAL	NON-HUB TOTAL	GRAND TOTAL*
		M	F	M	F	M	F	M	F	F	M			
360	STATE OFC OF ADMINISTRATIVE HEARINGS	0	5	2	0	1	1	0	0	8	0	17	90	107
362	TEXAS LOTTERY COMMISSION	0	14	0	0	6	2	0	0	44	0	66	100	166
401	TEXAS MILITARY DEPARTMENT	5	3	2	0	5	5	0	0	15	2	37	1,591	1,628
403	TEXAS VETERANS COMMISSION	0	0	0	0	0	0	0	0	0	0	0	0	0
405	DEPARTMENT OF PUBLIC SAFETY	84	66	21	9	29	16	6	2	53	11	297	408	705
409	COMMISSION ON JAIL STANDARDS	0	3	0	0	0	1	1	0	6	0	11	17	28
448	OFFICE OF INJURED EMPLOYEE COUNSEL	0	6	0	0	0	0	0	0	2	0	8	41	49
451	DEPARTMENT OF BANKING	2	10	1	0	2	2	0	0	14	0	31	67	98
452	DEPT OF LICENSING & REGULATION	0	0	1	0	1	0	0	0	3	0	5	4	9
454	TEXAS DEPARTMENT OF INSURANCE	50	75	4	3	11	1	7	0	91	0	242	863	1,105
455	RAILROAD COMMISSION OF TEXAS	46	65	10	8	6	7	2	0	145	0	289	789	1,078
457	STATE BOARD OF PUBLIC ACCOUNTANCY	1	0	0	0	1	1	0	0	9	0	12	42	54
458	ALCOHOLIC BEVERAGE COMMISSION	0	1	0	7	2	0	0	0	19	0	29	285	314
460	TEXAS BD OF PROF ENGINEERS & LAND SU	0	7	1	0	0	2	0	0	7	0	17	2	19
475	OFFICE OF PUBLIC UTILITY COUNSEL	0	2	0	0	3	0	0	0	3	0	8	15	23
477	COMM/STATE EMERGENCY COMMUNICATION	0	0	0	0	0	0	0	0	8	0	8	82	90
479	STATE OFFICE OF RISK MANAGEMENT	0	1	0	0	0	0	0	0	1	0	2	69	71
504	TX STATE BOARD OF DENTAL EXAMINERS	0	2	0	0	0	0	0	0	5	0	7	0	7
506	UT MD ANDERSON CANCER CENTER	22	55	4	14	109	39	3	0	1,655	1	1,902	43,309	45,211
510	TEXAS BEHAVIORAL HEALTH EXECUTIVE CO	0	2	0	0	0	0	0	0	6	0	8	7	15

\*Total number of Bids/Proposals Received from HUBs and Non-HUBs.



**FISCAL YEAR 2023 SEMI-ANNUAL HUB REPORT**

**TOTAL NUMBER OF HUB BIDS/PROPOSALS RECEIVED**

AGENCY #	AGENCY NAME	AS		BL		HI		AI		WO	DV	HUB TOTAL	NON-HUB TOTAL	GRAND TOTAL*
		M	F	M	F	M	F	M	F	F	M			
515	TEXAS STATE BOARD OF PHARMACY	0	9	6	0	0	4	0	0	29	0	48	231	279
529	HEALTH & HUMAN SERVICES COMMISSION	62	35	115	62	58	51	4	0	234	19	640	1,981	2,621
530	DEPT FAMILY AND PROTECTIVE SERVICES	9	12	5	7	4	3	0	0	32	1	73	1,769	1,842
537	DEPARTMENT OF STATE HEALTH SERVICES	16	14	10	3	21	8	0	0	45	1	118	439	557
551	DEPARTMENT OF AGRICULTURE	11	10	4	6	5	10	0	0	43	0	89	100	189
554	TEXAS ANIMAL HEALTH COMMISSION	6	1	8	1	4	17	1	0	32	0	70	334	404
555	TEXAS A&M AGRILIFE EXTENSION SERVICE	1	22	38	1	79	16	0	0	33	3	193	240	433
556	TEXAS A&M AGRILIFE RESEARCH	1	19	924	2	144	598	0	0	32	0	1,720	2,390	4,110
557	TX A&M VETERINARY MED DIAGNOSTIC LAB	0	0	168	0	33	70	0	0	4	0	275	437	712
575	TEXAS DIVISION OF EMERGENCY MANAGEME	0	5	49	0	0	0	0	0	5	1	60	64	124
576	TEXAS A&M FOREST SERVICE	0	26	133	0	31	0	0	0	779	20	989	5,392	6,381
580	TEXAS WATER DEVELOPMENT BOARD	13	17	46	18	17	20	0	0	77	15	223	0	223
582	TEXAS COMM ON ENVIRONMENTAL QUALITY	4	1	3	2	0	0	0	0	31	0	41	191	232
592	SOIL & WATER CONSERVATION BOARD	11	5	1	0	0	0	0	0	9	0	26	150	176
601	TEXAS DEPARTMENT OF TRANSPORTATION	244	245	108	56	411	90	14	4	811	6	1,989	16,575	18,564
644	TEXAS JUVENILE JUSTICE DEPT	23	4	20	0	21	5	0	0	560	0	633	3,012	3,645
696	TEXAS DEPT OF CRIMINAL JUSTICE	0	0	0	1	34	0	0	0	36	0	71	363	434
708	TEXAS A&M SYSTEM SHARED SERVICE CTR	0	1	20	0	24	7	0	0	15	0	67	27	94
709	TEXAS A&M HEALTH SCIENCE CENTER	31	98	1,170	0	2,445	952	0	0	294	3	4,993	13,722	18,715
710	THE TEXAS A&M UNIVERSITY SYSTEM	3	4	34	2	90	23	0	1	68	0	225	367	592

\*Total number of Bids/Proposals Received from HUBs and Non-HUBs.



**FISCAL YEAR 2023 SEMI-ANNUAL HUB REPORT**

**TOTAL NUMBER OF HUB BIDS/PROPOSALS RECEIVED**

AGENCY #	AGENCY NAME	AS		BL		HI		AI		WO	DV	HUB TOTAL	NON-HUB TOTAL	GRAND TOTAL*
		M	F	M	F	M	F	M	F	F	M			
711	TEXAS A & M UNIVERSITY (MAIN UNIV)	33	78	3,464	28	6,289	1,207	0	2	1,797	104	13,002	39,921	52,923
712	TEXAS A&M ENGINEERING EXPERIMENT STA	8	15	259	4	90	246	0	0	45	0	667	260	927
713	TARLETON STATE UNIVERSITY	0	6	581	0	11	28	0	0	148	0	774	1,543	2,317
714	UNIVERSITY OF TEXAS AT ARLINGTON	1	5	17	0	0	1	0	0	23	1	48	238	286
716	TEXAS A&M ENGINEERING EXTENSION SERV	3	1	65	3	20	10	0	0	381	2	485	1,072	1,557
718	TEXAS A & M UNIVERSITY AT GALVESTON	1	2	141	0	257	17	0	0	66	0	484	1,732	2,216
719	TEXAS STATE TECHNICAL COLLEGE	2	64	74	31	11	10	0	0	57	16	265	1,237	1,502
720	UNIVERSITY OF TEXAS SYSTEM	0	0	1	0	7	1	1	0	6	1	17	66	83
721	UNIVERSITY OF TEXAS AT AUSTIN	9	12	15	4	228	305	1	0	390	9	973	17,551	18,524
723	UNIVERSITY OF TEXAS MEDICAL BRANCH	0	1	0	0	6	2	0	0	1	0	10	38	48
724	UNIVERSITY OF TEXAS AT EL PASO	27	0	0	0	929	2,723	0	0	603	1	4,283	10,833	15,116
727	TEXAS A&M TRANSPORTATION INSTITUTE	2	3	33	42	28	6	0	0	22	0	136	57	193
729	UT SOUTHWESTERN MEDICAL CENTER	0	0	0	0	0	0	0	0	0	0	0	16	16
730	UNIVERSITY OF HOUSTON	2	1	2	1	10	0	1	0	26	0	43	148	191
731	TEXAS WOMAN'S UNIVERSITY	1	0	1	1	0	0	0	0	2	0	5	11	16
733	TEXAS TECH UNIVERSITY	71	60	4,014	66	103	2,034	41	0	1,015	1	7,405	13,211	20,616
734	LAMAR UNIVERSITY - BEAUMONT	0	0	1	0	1	0	0	0	0	0	2	9	11
735	MIDWESTERN STATE UNIVERSITY	0	2	14	16	4	4	2	0	58	5	105	591	696
737	ANGELO STATE UNIVERSITY	20	73	81	46	21	29	0	0	444	0	714	1,858	2,572
739	TX TECH UNIV HEALTH SCIENCES CENTER	1	0	2	0	2	0	0	0	1	0	6	41	47

\*Total number of Bids/Proposals Received from HUBs and Non-HUBs.



**FISCAL YEAR 2023 SEMI-ANNUAL HUB REPORT**

**TOTAL NUMBER OF HUB BIDS/PROPOSALS RECEIVED**

AGENCY #	AGENCY NAME	AS		BL		HI		AI		WO	DV	HUB TOTAL	NON-HUB TOTAL	GRAND TOTAL*
		M	F	M	F	M	F	M	F	F	M			
742	UNIV OF TEX OF THE PERMIAN BASIN	0	0	1	0	1	2	0	0	0	0	4	14	18
743	UNIVERSITY OF TEXAS AT SAN ANTONIO	10	17	52	32	109	52	0	0	124	15	411	624	1,035
744	UT HEALTH SCIENCE CENTER - HOUSTON	2	7	4	0	5	3	0	1	9	0	31	84	115
745	UT HEALTH SCIENCE CENTER-SAN ANTONIO	2	118	70	0	85	6,470	10	0	833	5	7,593	13,650	21,243
746	UT RIO GRANDE VALLEY	97	18	375	2	26	12	0	0	11	0	541	6,086	6,627
749	TEXAS A&M UNIVERSITY - SAN ANTONIO	2	3	162	2	33	32	0	0	73	0	307	1,070	1,377
750	UNIVERSITY OF TEXAS AT TYLER	1	0	6	0	2	0	1	1	4	0	15	160	175
751	TEXAS A & M UNIVERSITY - COMMERCE	0	8	90	0	2	19	34	0	61	0	214	1,537	1,751
753	SAM HOUSTON STATE UNIVERSITY	2	1	1	0	3	1	1	0	3	0	12	71	83
754	TEXAS STATE UNIVERSITY	1	1	3	1	0	1	1	0	7	0	15	263	278
755	STEPHEN F AUSTIN STATE UNIVERSITY	20	4	44	2	8	8	0	0	55	1	142	584	726
758	TEXAS STATE UNIVERSITY SYSTEM	0	0	32	0	2	3	0	0	0	0	37	105	142
759	UNIVERSITY OF HOUSTON - CLEAR LAKE	0	1	1	2	1	0	0	0	4	0	9	5	14
760	TEXAS A & M UNIV - CORPUS CHRISTI	1	12	399	0	22	57	0	0	52	0	543	952	1,495
761	TEXAS A & M INTERNATIONAL UNIVERSITY	0	25	41	5	33	35	0	0	28	0	167	616	783
770	TEXAS A&M UNIVERSITY - CENTRAL TEXAS	0	0	3	0	0	0	0	0	3	0	6	50	56
774	TEXAS TECH HSC - EL PASO	0	0	0	0	1	1	0	0	0	0	2	1	3
784	UNIVERSITY OF HOUSTON - DOWNTOWN	1	28	44	2	8	12	0	0	47	0	142	252	394
785	UNIV OF TEXAS HEALTH CENTER AT TYLER	0	0	0	0	0	0	0	0	0	0	0	0	0
787	LAMAR STATE COLLEGE - ORANGE	0	0	6	0	24	0	0	11	7	0	48	586	634

\*Total number of Bids/Proposals Received from HUBs and Non-HUBs.





**FISCAL YEAR 2023 SEMI-ANNUAL HUB REPORT**

**TOTAL NUMBER OF HUB BIDS/PROPOSALS RECEIVED**

AGENCY #	AGENCY NAME	AS		BL		HI		AI		WO	DV	HUB TOTAL	NON-HUB TOTAL	GRAND TOTAL*
		M	F	M	F	M	F	M	F	F	M			
788	LAMAR STATE COLLEGE - PORT ARTHUR	7	0	14	1	15	2	0	0	42	0	81	1,584	1,665
789	LAMAR INSTITUTE OF TECHNOLOGY	1	0	0	0	0	0	0	0	32	0	33	205	238
802	PARKS AND WILDLIFE DEPARTMENT	21	89	48	12	33	198	8	0	388	6	803	2,187	2,990
808	TEXAS HISTORICAL COMMISSION	14	13	18	1	6	2	1	0	118	5	178	1,224	1,402
809	STATE PRESERVATION BOARD	0	18	0	0	3	0	0	0	40	0	61	764	825

\*Total number of Bids/Proposals Received from HUBs and Non-HUBs.

- **NUMBER OF CONTRACTS AWARDED**



## FISCAL YEAR 2023 SEMI-ANNUAL HUB REPORT

### TOTAL NUMBER OF COMPETITIVE AND NON-COMPETITIVE CONTRACTS AWARDED

AGENCY #	AGENCY NAME	AS		BL		HI		AI		WO	DV	HUB TOTAL	NON HUB	GRAND TOTAL
		M	F	M	F	M	F	M	F	F	M			
212	OFFICE OF COURT ADMINISTRATION	0	0	0	0	0	0	0	0	0	0	0	0	0
	Non-Competitive Contracts**	0	0	0	0	0	0	0	0	0	0	0	0	
213	OFFICE OF STATE PROSECUTING ATTORNEY	0	0	0	0	0	0	0	0	0	0	0	0	0
	Non-Competitive Contracts**	0	0	0	0	0	0	0	0	0	0	0	0	
230	COURT OF APPEALS - TENTH COURT	0	0	0	0	0	1	0	0	0	0	1	0	4
	Non-Competitive Contracts**	0	0	2	0	0	0	0	0	1	0	3	0	
231	COURT OF APPEALS - ELEVENTH COURT	0	0	0	0	0	0	0	0	0	0	0	0	2
	Non-Competitive Contracts**	0	0	0	0	0	0	0	0	2	0	2	0	
302	OFFICE OF THE ATTORNEY GENERAL	3	6	1	0	1	2	1	0	7	1	22	32	2,292
	Non-Competitive Contracts**	22	27	11	3	20	6	0	0	161	0	250	1,988	
303	TEXAS FACILITIES COMMISSION	0	1	1	1	0	0	0	1	1	2	7	26	583
	Non-Competitive Contracts**	5	2	39	5	28	0	0	0	18	5	102	448	
304	COMPTROLLER OF PUBLIC ACCOUNTS	60	49	0	0	12	0	4	0	21	0	146	0	146
	Non-Competitive Contracts**	0	0	0	0	0	0	0	0	0	0	0	0	
305	GENERAL LAND OFFICE	1	3	0	1	2	1	0	0	17	0	25	155	499
	Non-Competitive Contracts**	0	11	1	1	1	8	0	0	40	0	62	257	
306	TEXAS STATE LIBRARY & ARCHIVES COMM	0	0	0	0	0	0	0	0	2	0	2	2	274
	Non-Competitive Contracts**	3	4	3	0	1	2	0	0	29	0	42	228	
307	SECRETARY OF STATE	0	14	1	0	9	0	0	0	27	0	51	0	51
	Non-Competitive Contracts**	0	0	0	0	0	0	0	0	0	0	0	0	

\*Total number of Competitive and Non-Competitive Contracts awarded to HUBs and Non-HUBs.

\*\*Non-Competitive contracts include contracts \$5,000 or less.



## FISCAL YEAR 2023 SEMI-ANNUAL HUB REPORT

### TOTAL NUMBER OF COMPETITIVE AND NON-COMPETITIVE CONTRACTS AWARDED

AGENCY #	AGENCY NAME	AS		BL		HI		AI		WO	DV	HUB TOTAL	NON HUB	GRAND TOTAL
		M	F	M	F	M	F	M	F	F	M			
308	STATE AUDITOR'S OFFICE	0	0	0	1	0	0	0	0	5	0	6	28	127
	Non-Competitive Contracts**	0	4	1	0	0	0	0	0	5	0	10	83	
312	STATE SECURITIES BOARD	0	1	0	0	0	0	0	0	0	0	1	0	108
	Non-Competitive Contracts**	0	6	2	0	0	0	0	0	13	0	21	86	
313	DEPARTMENT OF INFORMATION RESOURCES	4	21	4	0	9	3	0	0	21	0	62	16	363
	Non-Competitive Contracts**	0	2	1	0	2	0	0	0	0	0	5	280	
320	TEXAS WORKFORCE COMMISSION	12	12	13	12	12	12	9	6	13	12	113	16	2,589
	Non-Competitive Contracts**	91	89	20	30	50	17	5	8	401	8	719	1,741	
323	TEACHER RETIREMENT SYSTEM OF TEXAS	1	1	1	1	0	1	0	0	4	0	9	12	53
	Non-Competitive Contracts**	1	9	0	0	0	2	0	0	20	0	32	0	
327	EMPLOYEES RETIREMENT SYSTEM	1	0	0	0	0	0	0	0	0	0	1	3	5
	Non-Competitive Contracts**	0	0	0	0	0	0	0	0	0	0	0	1	
329	REAL ESTATE COMMISSION	1	0	2	3	0	1	0	0	5	0	12	7	273
	Non-Competitive Contracts**	2	0	3	4	3	6	0	0	38	0	56	198	
332	TX DEPT OF HOUSING & COMM AFFAIRS	0	0	0	0	0	0	0	0	0	0	0	0	439
	Non-Competitive Contracts**	2	12	6	0	1	4	0	0	105	0	130	309	
347	TEXAS PUBLIC FINANCE AUTHORITY	1	0	0	3	0	0	0	0	1	0	5	0	5
	Non-Competitive Contracts**	0	0	0	0	0	0	0	0	0	0	0	0	
356	TEXAS ETHICS COMMISSION	0	0	0	0	0	0	0	0	5	0	5	2	61
	Non-Competitive Contracts**	0	0	0	0	0	0	0	0	6	0	6	48	

\*Total number of Competitive and Non-Competitive Contracts awarded to HUBs and Non-HUBs.

\*\*Non-Competitive contracts include contracts \$5,000 or less.



## FISCAL YEAR 2023 SEMI-ANNUAL HUB REPORT

### TOTAL NUMBER OF COMPETITIVE AND NON-COMPETITIVE CONTRACTS AWARDED

AGENCY #	AGENCY NAME	AS		BL		HI		AI		WO	DV	HUB TOTAL	NON HUB	GRAND TOTAL
		M	F	M	F	M	F	M	F	F	M			
360	STATE OFC OF ADMINISTRATIVE HEARINGS	0	0	0	0	1	0	0	0	0	0	1	0	107
	Non-Competitive Contracts**	0	5	2	0	0	1	0	0	8	0	16	90	
362	TEXAS LOTTERY COMMISSION	0	1	0	0	1	0	0	0	2	0	4	2	163
	Non-Competitive Contracts**	0	12	0	0	5	2	0	0	40	0	59	98	
401	TEXAS MILITARY DEPARTMENT	0	2	0	0	1	0	0	0	14	0	17	93	1,611
	Non-Competitive Contracts**	0	1	0	0	0	0	0	0	1	1	3	1,498	
403	TEXAS VETERANS COMMISSION	0	0	0	0	0	0	0	0	0	0	0	0	0
	Non-Competitive Contracts**	0	0	0	0	0	0	0	0	0	0	0	0	
405	DEPARTMENT OF PUBLIC SAFETY	3	3	2	1	10	11	0	0	15	1	46	64	111
	Non-Competitive Contracts**	0	0	0	0	0	0	0	0	0	0	0	1	
409	COMMISSION ON JAIL STANDARDS	0	0	0	0	0	0	0	0	0	0	0	0	28
	Non-Competitive Contracts**	0	3	0	0	0	1	1	0	6	0	11	17	
448	OFFICE OF INJURED EMPLOYEE COUNSEL	0	0	0	0	0	0	0	0	1	0	1	1	46
	Non-Competitive Contracts**	0	5	0	0	0	0	0	0	0	0	5	39	
451	DEPARTMENT OF BANKING	0	0	0	0	0	0	0	0	0	0	0	2	98
	Non-Competitive Contracts**	2	10	1	0	2	2	0	0	14	0	31	65	
452	DEPT OF LICENSING & REGULATION	0	0	0	0	0	0	0	0	1	0	1	1	7
	Non-Competitive Contracts**	0	0	0	0	1	0	0	0	2	0	3	2	
454	TEXAS DEPARTMENT OF INSURANCE	10	6	1	0	2	0	0	0	20	0	39	45	786
	Non-Competitive Contracts**	3	34	2	2	3	1	0	0	31	0	76	626	

\*Total number of Competitive and Non-Competitive Contracts awarded to HUBs and Non-HUBs.

\*\*Non-Competitive contracts include contracts \$5,000 or less.



## FISCAL YEAR 2023 SEMI-ANNUAL HUB REPORT

### TOTAL NUMBER OF COMPETITIVE AND NON-COMPETITIVE CONTRACTS AWARDED

AGENCY #	AGENCY NAME	AS		BL		HI		AI		WO	DV	HUB TOTAL	NON HUB	GRAND TOTAL
		M	F	M	F	M	F	M	F	F	M			
455	RAILROAD COMMISSION OF TEXAS	10	3	0	2	4	1	0	0	16	0	36	17	1,078
	Non-Competitive Contracts**	36	62	10	6	2	6	2	0	129	0	253	772	
457	STATE BOARD OF PUBLIC ACCOUNTANCY	0	0	0	0	0	0	0	0	2	0	2	0	52
	Non-Competitive Contracts**	1	0	0	0	1	1	0	0	5	0	8	42	
458	ALCOHOLIC BEVERAGE COMMISSION	0	1	0	0	0	0	0	0	0	0	1	3	314
	Non-Competitive Contracts**	0	0	0	7	2	0	0	0	19	0	28	282	
460	TEXAS BD OF PROF ENGINEERS & LAND SU	0	0	0	0	0	0	0	0	0	0	0	0	17
	Non-Competitive Contracts**	0	7	1	0	0	2	0	0	7	0	17	0	
475	OFFICE OF PUBLIC UTILITY COUNSEL	0	0	0	0	0	0	0	0	0	0	0	0	23
	Non-Competitive Contracts**	0	2	0	0	3	0	0	0	3	0	8	15	
477	COMM/STATE EMERGENCY COMMUNICATION	0	0	0	0	0	0	0	0	0	0	0	0	90
	Non-Competitive Contracts**	0	0	0	0	0	0	0	0	8	0	8	82	
479	STATE OFFICE OF RISK MANAGEMENT	0	0	0	0	0	0	0	0	0	0	0	0	71
	Non-Competitive Contracts**	0	1	0	0	0	0	0	0	1	0	2	69	
504	TX STATE BOARD OF DENTAL EXAMINERS	0	0	0	0	0	0	0	0	0	0	0	0	0
	Non-Competitive Contracts**	0	0	0	0	0	0	0	0	0	0	0	0	
506	UT MD ANDERSON CANCER CENTER	1	0	0	0	0	0	0	0	0	1	2	71	45,155
	Non-Competitive Contracts**	21	54	3	13	107	38	3	0	1,650	0	1,889	43,193	
510	TEXAS BEHAVIORAL HEALTH EXECUTIVE CO	0	2	0	0	0	0	0	0	6	0	8	7	15
	Non-Competitive Contracts**	0	0	0	0	0	0	0	0	0	0	0	0	

\*Total number of Competitive and Non-Competitive Contracts awarded to HUBs and Non-HUBs.

\*\*Non-Competitive contracts include contracts \$5,000 or less.



## FISCAL YEAR 2023 SEMI-ANNUAL HUB REPORT

### TOTAL NUMBER OF COMPETITIVE AND NON-COMPETITIVE CONTRACTS AWARDED

AGENCY #	AGENCY NAME	AS		BL		HI		AI		WO	DV	HUB TOTAL	NON HUB	GRAND TOTAL
		M	F	M	F	M	F	M	F	F	M			
515	TEXAS STATE BOARD OF PHARMACY	0	0	0	0	0	1	0	0	1	0	2	1	279
	Non-Competitive Contracts**	0	9	6	0	0	3	0	0	28	0	46	230	
529	HEALTH & HUMAN SERVICES COMMISSION	7	1	11	5	10	7	0	0	26	4	71	237	1,110
	Non-Competitive Contracts**	18	13	17	14	27	16	3	0	65	2	175	627	
530	DEPT FAMILY AND PROTECTIVE SERVICES	0	1	1	1	0	0	0	0	4	0	7	14	185
	Non-Competitive Contracts**	9	10	3	6	4	3	0	0	21	1	57	107	
537	DEPARTMENT OF STATE HEALTH SERVICES	1	2	2	0	1	0	0	0	4	0	10	30	292
	Non-Competitive Contracts**	10	8	5	2	12	4	0	0	29	1	71	181	
551	DEPARTMENT OF AGRICULTURE	0	0	1	1	3	2	0	0	3	0	10	33	121
	Non-Competitive Contracts**	10	0	2	4	1	1	0	0	37	0	55	23	
554	TEXAS ANIMAL HEALTH COMMISSION	0	0	1	0	0	0	1	0	1	0	3	3	334
	Non-Competitive Contracts**	6	1	7	1	4	17	0	0	31	0	67	261	
555	TEXAS A&M AGRILIFE EXTENSION SERVICE	0	0	0	0	0	0	0	0	0	1	1	8	392
	Non-Competitive Contracts**	0	21	37	0	79	14	0	0	27	0	178	205	
556	TEXAS A&M AGRILIFE RESEARCH	0	0	0	0	1	1	0	0	1	0	3	40	3,677
	Non-Competitive Contracts**	1	19	924	0	141	597	0	0	30	0	1,712	1,922	
557	TX A&M VETERINARY MED DIAGNOSTIC LAB	0	0	0	0	0	0	0	0	0	0	0	2	709
	Non-Competitive Contracts**	0	0	168	0	33	70	0	0	4	0	275	432	
575	TEXAS DIVISION OF EMERGENCY MANAGEME	0	5	49	0	0	0	0	0	2	0	56	35	121
	Non-Competitive Contracts**	0	0	0	0	0	0	0	0	1	0	1	29	

\*Total number of Competitive and Non-Competitive Contracts awarded to HUBs and Non-HUBs.

\*\*Non-Competitive contracts include contracts \$5,000 or less.



## FISCAL YEAR 2023 SEMI-ANNUAL HUB REPORT

### TOTAL NUMBER OF COMPETITIVE AND NON-COMPETITIVE CONTRACTS AWARDED

AGENCY #	AGENCY NAME	AS		BL		HI		AI		WO	DV	HUB TOTAL	NON HUB	GRAND TOTAL
		M	F	M	F	M	F	M	F	F	M			
576	TEXAS A&M FOREST SERVICE	0	0	0	0	0	0	0	0	0	1	1	12	6,353
	Non-Competitive Contracts**	0	26	132	0	30	0	0	0	775	18	981	5,359	
580	TEXAS WATER DEVELOPMENT BOARD	0	2	0	0	0	0	0	0	2	0	4	0	40
	Non-Competitive Contracts**	2	2	12	4	1	0	0	0	15	0	36	0	
582	TEXAS COMM ON ENVIRONMENTAL QUALITY	1	1	2	2	0	0	0	0	1	0	7	52	226
	Non-Competitive Contracts**	3	0	1	0	0	0	0	0	28	0	32	135	
592	SOIL & WATER CONSERVATION BOARD	11	5	1	0	0	0	0	0	9	0	26	150	176
	Non-Competitive Contracts**	0	0	0	0	0	0	0	0	0	0	0	0	
601	TEXAS DEPARTMENT OF TRANSPORTATION	84	108	41	36	126	27	4	2	22	6	456	8,911	14,580
	Non-Competitive Contracts**	38	88	31	20	67	20	3	2	650	0	919	4,294	
644	TEXAS JUVENILE JUSTICE DEPT	9	4	7	0	5	2	0	0	246	0	273	16	3,645
	Non-Competitive Contracts**	14	0	13	0	16	3	0	0	314	0	360	2,996	
696	TEXAS DEPT OF CRIMINAL JUSTICE	0	0	0	0	2	0	0	0	2	0	4	35	55
	Non-Competitive Contracts**	0	0	0	0	0	0	0	0	0	0	0	16	
708	TEXAS A&M SYSTEM SHARED SERVICE CTR	0	1	4	0	4	7	0	0	7	0	23	11	94
	Non-Competitive Contracts**	0	0	16	0	20	0	0	0	8	0	44	16	
709	TEXAS A&M HEALTH SCIENCE CENTER	0	4	4	0	0	12	0	0	17	0	37	166	18,693
	Non-Competitive Contracts**	31	94	1,165	0	2,445	939	0	0	277	3	4,954	13,536	
710	THE TEXAS A&M UNIVERSITY SYSTEM	0	2	10	0	6	16	0	0	39	0	73	96	387
	Non-Competitive Contracts**	0	1	19	0	67	4	0	1	17	0	109	109	

\*Total number of Competitive and Non-Competitive Contracts awarded to HUBs and Non-HUBs.

\*\*Non-Competitive contracts include contracts \$5,000 or less.





## FISCAL YEAR 2023 SEMI-ANNUAL HUB REPORT

### TOTAL NUMBER OF COMPETITIVE AND NON-COMPETITIVE CONTRACTS AWARDED

AGENCY #	AGENCY NAME	AS		BL		HI		AI		WO	DV	HUB TOTAL	NON HUB	GRAND TOTAL
		M	F	M	F	M	F	M	F	F	M			
711	TEXAS A & M UNIVERSITY (MAIN UNIV)	4	6	35	0	14	37	0	1	66	6	169	884	52,718
	Non-Competitive Contracts**	23	72	3,428	28	6,271	1,167	0	1	1,711	97	12,798	38,867	
712	TEXAS A&M ENGINEERING EXPERIMENT STA	7	14	259	1	89	244	0	0	43	0	657	91	750
	Non-Competitive Contracts**	0	1	0	0	0	0	0	0	1	0	2	0	
713	TARLETON STATE UNIVERSITY	0	6	581	0	11	28	0	0	148	0	774	1,543	2,317
	Non-Competitive Contracts**	0	0	0	0	0	0	0	0	0	0	0	0	
714	UNIVERSITY OF TEXAS AT ARLINGTON	0	0	0	0	0	0	0	0	6	0	6	0	32
	Non-Competitive Contracts**	0	4	6	0	0	1	0	0	15	0	26	0	
716	TEXAS A&M ENGINEERING EXTENSION SERV	0	0	8	0	3	2	0	0	3	0	16	45	1,473
	Non-Competitive Contracts**	3	1	47	3	12	6	0	0	371	0	443	969	
718	TEXAS A & M UNIVERSITY AT GALVESTON	1	0	0	0	1	0	0	0	2	0	4	56	2,210
	Non-Competitive Contracts**	0	2	141	0	256	17	0	0	64	0	480	1,670	
719	TEXAS STATE TECHNICAL COLLEGE	0	6	2	0	0	0	0	0	5	1	14	60	1,206
	Non-Competitive Contracts**	0	46	66	28	4	3	0	0	31	3	181	951	
720	UNIVERSITY OF TEXAS SYSTEM	0	0	0	0	1	0	0	0	0	0	1	32	33
	Non-Competitive Contracts**	0	0	0	0	0	0	0	0	0	0	0	0	
721	UNIVERSITY OF TEXAS AT AUSTIN	1	1	3	0	9	22	0	0	20	1	57	770	18,524
	Non-Competitive Contracts**	8	11	12	4	219	283	1	0	370	8	916	16,781	
723	UNIVERSITY OF TEXAS MEDICAL BRANCH	0	0	0	0	2	1	0	0	1	0	4	13	17
	Non-Competitive Contracts**	0	0	0	0	0	0	0	0	0	0	0	0	

\*Total number of Competitive and Non-Competitive Contracts awarded to HUBs and Non-HUBs.

\*\*Non-Competitive contracts include contracts \$5,000 or less.



## FISCAL YEAR 2023 SEMI-ANNUAL HUB REPORT

### TOTAL NUMBER OF COMPETITIVE AND NON-COMPETITIVE CONTRACTS AWARDED

AGENCY #	AGENCY NAME	AS		BL		HI		AI		WO	DV	HUB TOTAL	NON HUB	GRAND TOTAL
		M	F	M	F	M	F	M	F	F	M			
724	UNIVERSITY OF TEXAS AT EL PASO	0	0	0	0	0	0	0	0	0	0	0	0	10,771
	Non-Competitive Contracts**	27	0	0	0	929	2,723	0	0	603	1	4,283	6,488	
727	TEXAS A&M TRANSPORTATION INSTITUTE	1	3	31	42	28	5	0	0	14	0	124	18	182
	Non-Competitive Contracts**	1	0	0	0	0	0	0	0	7	0	8	32	
729	UT SOUTHWESTERN MEDICAL CENTER	0	0	0	0	0	0	0	0	0	0	0	15	15
	Non-Competitive Contracts**	0	0	0	0	0	0	0	0	0	0	0	0	
730	UNIVERSITY OF HOUSTON	0	0	0	0	2	0	0	0	4	0	6	58	64
	Non-Competitive Contracts**	0	0	0	0	0	0	0	0	0	0	0	0	
731	TEXAS WOMAN'S UNIVERSITY	0	0	0	0	0	0	0	0	0	0	0	5	9
	Non-Competitive Contracts**	1	0	0	1	0	0	0	0	1	0	3	1	
733	TEXAS TECH UNIVERSITY	2	4	42	6	14	25	9	0	73	0	175	1,003	9,643
	Non-Competitive Contracts**	69	55	3,965	60	71	1,997	29	0	929	0	7,175	1,290	
734	LAMAR UNIVERSITY - BEAUMONT	0	0	0	0	1	0	0	0	0	0	1	0	1
	Non-Competitive Contracts**	0	0	0	0	0	0	0	0	0	0	0	0	
735	MIDWESTERN STATE UNIVERSITY	0	0	0	0	1	1	1	0	3	0	6	18	660
	Non-Competitive Contracts**	0	2	12	14	0	1	0	0	50	2	81	555	
737	ANGELO STATE UNIVERSITY	0	0	0	0	0	0	0	0	1	0	1	10	2,566
	Non-Competitive Contracts**	20	73	81	46	20	29	0	0	443	0	712	1,843	
739	TX TECH UNIV HEALTH SCIENCES CENTER	0	0	0	0	0	0	0	0	0	0	0	0	0
	Non-Competitive Contracts**	0	0	0	0	0	0	0	0	0	0	0	0	

\*Total number of Competitive and Non-Competitive Contracts awarded to HUBs and Non-HUBs.

\*\*Non-Competitive contracts include contracts \$5,000 or less.



## FISCAL YEAR 2023 SEMI-ANNUAL HUB REPORT

### TOTAL NUMBER OF COMPETITIVE AND NON-COMPETITIVE CONTRACTS AWARDED

AGENCY #	AGENCY NAME	AS		BL		HI		AI		WO	DV	HUB TOTAL	NON HUB	GRAND TOTAL
		M	F	M	F	M	F	M	F	F	M			
742	UNIV OF TEX OF THE PERMIAN BASIN	0	0	0	0	0	1	0	0	0	0	1	0	7
	Non-Competitive Contracts**	0	0	0	0	0	0	0	0	0	0	0	6	
743	UNIVERSITY OF TEXAS AT SAN ANTONIO	1	1	12	2	34	19	0	0	43	3	115	429	857
	Non-Competitive Contracts**	3	0	16	6	41	32	0	0	20	0	118	195	
744	UT HEALTH SCIENCE CENTER - HOUSTON	1	1	1	0	1	0	0	0	1	0	5	23	31
	Non-Competitive Contracts**	0	0	0	0	0	0	0	0	0	0	0	3	
745	UT HEALTH SCIENCE CENTER-SAN ANTONIO	1	15	0	0	13	27	3	0	29	0	88	767	21,237
	Non-Competitive Contracts**	1	103	70	0	69	6,443	4	0	804	5	7,499	12,883	
746	UT RIO GRANDE VALLEY	0	0	0	0	11	1	0	0	3	0	15	53	6,479
	Non-Competitive Contracts**	97	18	375	1	6	8	0	0	6	0	511	5,900	
749	TEXAS A&M UNIVERSITY - SAN ANTONIO	0	3	3	0	1	4	0	0	6	0	17	101	1,368
	Non-Competitive Contracts**	2	0	159	2	30	28	0	0	65	0	286	964	
750	UNIVERSITY OF TEXAS AT TYLER	1	0	6	0	1	0	1	1	3	0	13	45	166
	Non-Competitive Contracts**	0	0	0	0	1	0	0	0	1	0	2	106	
751	TEXAS A & M UNIVERSITY - COMMERCE	0	0	0	0	0	0	0	0	0	0	0	3	1,751
	Non-Competitive Contracts**	0	8	90	0	2	19	34	0	61	0	214	1,534	
753	SAM HOUSTON STATE UNIVERSITY	0	0	0	0	1	0	0	0	1	0	2	7	9
	Non-Competitive Contracts**	0	0	0	0	0	0	0	0	0	0	0	0	
754	TEXAS STATE UNIVERSITY	0	0	1	0	0	0	0	0	1	0	2	45	212
	Non-Competitive Contracts**	0	0	0	0	0	0	0	0	0	0	0	165	

\*Total number of Competitive and Non-Competitive Contracts awarded to HUBs and Non-HUBs.

\*\*Non-Competitive contracts include contracts \$5,000 or less.



## FISCAL YEAR 2023 SEMI-ANNUAL HUB REPORT

### TOTAL NUMBER OF COMPETITIVE AND NON-COMPETITIVE CONTRACTS AWARDED

AGENCY #	AGENCY NAME	AS		BL		HI		AI		WO	DV	HUB TOTAL	NON HUB	GRAND TOTAL
		M	F	M	F	M	F	M	F	F	M			
755	STEPHEN F AUSTIN STATE UNIVERSITY	4	4	42	0	8	6	0	0	33	0	97	169	715
	Non-Competitive Contracts**	16	0	1	1	0	1	0	0	14	1	34	415	
758	TEXAS STATE UNIVERSITY SYSTEM	0	0	32	0	0	0	0	0	0	0	32	39	128
	Non-Competitive Contracts**	0	0	0	0	2	3	0	0	0	0	5	52	
759	UNIVERSITY OF HOUSTON - CLEAR LAKE	0	1	1	0	0	0	0	0	4	0	6	5	13
	Non-Competitive Contracts**	0	0	0	1	1	0	0	0	0	0	2	0	
760	TEXAS A & M UNIV - CORPUS CHRISTI	0	2	0	0	0	0	0	0	1	0	3	23	1,479
	Non-Competitive Contracts**	1	10	399	0	21	56	0	0	51	0	538	915	
761	TEXAS A & M INTERNATIONAL UNIVERSITY	0	0	0	0	0	2	0	0	1	0	3	2	778
	Non-Competitive Contracts**	0	25	40	5	33	33	0	0	24	0	160	613	
770	TEXAS A&M UNIVERSITY - CENTRAL TEXAS	0	0	3	0	0	0	0	0	3	0	6	50	56
	Non-Competitive Contracts**	0	0	0	0	0	0	0	0	0	0	0	0	
774	TEXAS TECH HSC - EL PASO	0	0	0	0	1	1	0	0	0	0	2	1	3
	Non-Competitive Contracts**	0	0	0	0	0	0	0	0	0	0	0	0	
784	UNIVERSITY OF HOUSTON - DOWNTOWN	0	1	0	0	1	0	0	0	2	0	4	15	386
	Non-Competitive Contracts**	0	27	44	1	7	12	0	0	43	0	134	233	
785	UNIV OF TEXAS HEALTH CENTER AT TYLER	0	0	0	0	0	0	0	0	0	0	0	0	0
	Non-Competitive Contracts**	0	0	0	0	0	0	0	0	0	0	0	0	
787	LAMAR STATE COLLEGE - ORANGE	0	0	0	0	0	0	0	0	0	0	0	0	634
	Non-Competitive Contracts**	0	0	6	0	24	0	0	11	7	0	48	586	

\*Total number of Competitive and Non-Competitive Contracts awarded to HUBs and Non-HUBs.

\*\*Non-Competitive contracts include contracts \$5,000 or less.



## FISCAL YEAR 2023 SEMI-ANNUAL HUB REPORT

### TOTAL NUMBER OF COMPETITIVE AND NON-COMPETITIVE CONTRACTS AWARDED

AGENCY #	AGENCY NAME	AS		BL		HI		AI		WO	DV	HUB TOTAL	NON HUB	GRAND TOTAL
		M	F	M	F	M	F	M	F	F	M			
788	LAMAR STATE COLLEGE - PORT ARTHUR	0	0	0	0	0	0	0	0	0	0	0	0	1,665
	Non-Competitive Contracts**	7	0	14	1	15	2	0	0	42	0	81	1,584	
789	LAMAR INSTITUTE OF TECHNOLOGY	0	0	0	0	0	0	0	0	0	0	0	5	233
	Non-Competitive Contracts**	1	0	0	0	0	0	0	0	32	0	33	195	
802	PARKS AND WILDLIFE DEPARTMENT	2	50	5	3	0	23	0	0	39	0	122	251	2,230
	Non-Competitive Contracts**	7	32	22	8	33	167	2	0	262	4	537	1,320	
808	TEXAS HISTORICAL COMMISSION	0	1	2	0	2	0	0	0	7	0	12	19	1,224
	Non-Competitive Contracts**	14	12	16	1	4	0	1	0	111	5	164	1,029	
809	STATE PRESERVATION BOARD	0	0	0	0	0	0	0	0	0	0	0	0	0
	Non-Competitive Contracts**	0	0	0	0	0	0	0	0	0	0	0	0	

\*Total number of Competitive and Non-Competitive Contracts awarded to HUBs and Non-HUBs.

\*\*Non-Competitive contracts include contracts \$5,000 or less.

**SUPPLEMENTAL SUMMARY LETTERS**



DAN PATRICK  
Lieutenant Governor  
Joint Chair

TEXAS LEGISLATIVE COUNCIL

P.O. Box 12128, Capitol Station  
Austin, Texas 78711-2128  
Telephone: 512/463-1155

JEFF ARCHER  
Executive Director



DENNIS BONNEN  
Speaker of the House  
Joint Chair

April 1, 2023

**Supplemental Letter for FY 2023 Annual HUB Report  
Agency Number-103**

The Texas Legislative Council (TLC) continues to support the State of Texas Historically Underutilized Business (HUB) Program. In FY23 TLC's total spend to date is \$5,959,729.00 of which \$339,086.00 was spent with HUBS.

In the Fiscal 2022, The Texas Legislative Council spend \$2,089,599.00 or 34.26 percent with HUBS. The council will continue to maximize contract opportunities for HUB vendors in our procurement process. This effort is illustrated by the following activities since September 2022.

- TLC participated as an exhibitor in the 2022 Small, Minority, Women and Veterans Business Owners (SMWVBE) Bexar County Contracting Conference at the Freeman Expos Hall in San Antonio on December 7, 2022.
- Attended October 20, 2022, December 15, 2022 and February 16, 2023 meetings of the HUB Discussion Work Group (HDWG), which is composed of state agency HUB coordinators and purchasers that meet periodically to share information and provide proactive feedback to the Texas Procurement and Support Services Division of the CPA.
- Supporting the HUB Legislative Subcommittee for HDWG by tracking legislative bills pertaining to HUB and procurement initiatives during the 2023 Legislative session.

The Texas Legislative Council supports the State of Texas HUB program and will continue to keep HUB participation a priority. Should you have any questions regarding the agency's good faith efforts, please contact our HUB Coordinators, Mrs. Samantha Nail and Mr. Craig O'Brien or our CFO, Mr. Mathew Richardson, at (512) 463-1155.

Sincerely,

A handwritten signature in blue ink that reads "Jeff Archer".

Jeff Archer



## GOVERNOR GREG ABBOTT

300 & 301 – Fiscal Year 2023 Semi Annual HUB Report Supplemental Letter

The Office of the Governor is committed to providing Historically Underutilized Businesses (HUBs) the opportunity to participate in the Office's procurement process for all goods and services. At every opportunity, the Office of the Governor contracts with vendors who are either HUBs or who sub-contract with HUBs. Since September 1st 2022, the agency has contracted with a Prime Contractors who subcontracted for \$325,944 with HUBs.

Not reflected in our expenditure totals and percentages are the small business forums and workshops that our office of Economic Development and Tourism – Office of Small Business Assistance performs. The office has helped to increase contracting opportunities for Texas small businesses, including HUBs, by educating them through forums and workshops held statewide in collaboration with the Texas Workforce Commission. These provide a great opportunity to network and connect with industry specialists, government officials, service providers and other regional businesses.

In addition, The Governor's Commission for Women is laser focused on advancing economic opportunities for Texan women and making Texas the #1 state for women-owned businesses.

Notable Events by Office of the Governor:

9/22/2022 – Governor's Small Business Series – Laredo  
10/06/2022 – Governor's Small Business Series – South Padre  
10/27/2022 – Governor's Small Business Series – Kerrville  
11/10/2022 – Governor's Small Business Series – Corsicana  
12/08/2022 – Governor's Small Business Series – Bryan/College Station  
12/13/2022 – Governor's Small Business Webinar Series – Texas Small Business Credit Initiative (TSBCI)  
12/20/2022 – Governor's Small Business Webinar Series – Marketing Tools for Small Business  
12/28/2022 – Governor's Small Business Webinar Series – Texas Agriculture STEP  
02/01/2023 – Governor's Small Business Webinar Series – Let's Talk Texas  
02/14/2023 – Governor's Small Business Webinar Series – Ready, Set, Export  
03/16/2023 – Governor's Small Business Webinar Series – Food Truckin' 101

Sincerely,

A handwritten signature in black ink, appearing to read "Theresa Boland".

Theresa Boland  
Director of Financial Services  
HUB Coordinator





## GOVERNOR GREG ABBOTT

300 & 301 – Fiscal Year 2023 Semi Annual HUB Report Supplemental Letter

The Office of the Governor is committed to providing Historically Underutilized Businesses (HUBs) the opportunity to participate in the Office's procurement process for all goods and services. At every opportunity, the Office of the Governor contracts with vendors who are either HUBs or who sub-contract with HUBs. Since September 1st 2022, the agency has contracted with a Prime Contractors who subcontracted for \$325,944 with HUBs.

Not reflected in our expenditure totals and percentages are the small business forums and workshops that our office of Economic Development and Tourism – Office of Small Business Assistance performs. The office has helped to increase contracting opportunities for Texas small businesses, including HUBs, by educating them through forums and workshops held statewide in collaboration with the Texas Workforce Commission. These provide a great opportunity to network and connect with industry specialists, government officials, service providers and other regional businesses.

In addition, The Governor's Commission for Women is laser focused on advancing economic opportunities for Texan women and making Texas the #1 state for women-owned businesses.

Notable Events by Office of the Governor:

9/22/2022 – Governor's Small Business Series – Laredo  
10/06/2022 – Governor's Small Business Series – South Padre  
10/27/2022 – Governor's Small Business Series – Kerrville  
11/10/2022 – Governor's Small Business Series – Corsicana  
12/08/2022 – Governor's Small Business Series – Bryan/College Station  
12/13/2022 – Governor's Small Business Webinar Series – Texas Small Business Credit Initiative (TSBCI)  
12/20/2022 – Governor's Small Business Webinar Series – Marketing Tools for Small Business  
12/28/2022 – Governor's Small Business Webinar Series – Texas Agriculture STEP  
02/01/2023 – Governor's Small Business Webinar Series – Let's Talk Texas  
02/14/2023 – Governor's Small Business Webinar Series – Ready, Set, Export  
03/16/2023 – Governor's Small Business Webinar Series – Food Truckin' 101

Sincerely,

A handwritten signature in black ink, appearing to read "Theresa Boland".

Theresa Boland  
Director of Financial Services  
HUB Coordinator

**Chair**  
Steven D. Alvis

**Commissioners**  
William Allensworth  
Brian Bailey  
Eddy Betancourt  
C. Price Wagner



**Executive Director**  
Mike Novak

*Mailing address:*  
P. O. Box 13047  
Austin, TX 78711-3047  
(512) 463-3446  
[www.tfc.texas.gov](http://www.tfc.texas.gov)

### **Supplemental Letter to the FY 2023 Annual HUB Report for Agency 303**

The Texas Facilities Commission (TFC) remains committed to increasing economic opportunities for Historically Underutilized Businesses (HUB). The following outreach and good faith efforts were made during FY 2023:

**HUB Forums-** Provided information about TFC's procurement opportunities while participating in **seven (7)** Economic Opportunity Forums (EOF). These included:

- TAMACC Hispanic Leadership and Business Summit in Austin, TX
- Construction Inclusion Week - Lunch & Learn - Panel Discussion (Flintco) in Austin, TX
- Bexar County Business Conference in San Antonio, TX
- TAMACC Event in Buda, TX
- Luna Awards in Austin, TX
- Greater Houston Procurement Breakfast -Virtual Webinar Presentation
- UTSA SBDC Government Contracting Conference Building Business in Government Markets - Virtual Webinar Presentation

**HUB Certifications-** Assisted **two (2)** vendors in obtaining HUB certification through Statewide HUB Program.

**Sponsoring of Mentor- Protégé Relationship-** Currently TFC has **one (1)** active Mentor Protégé relationship.

**HUB Vendors Assistance-** Conducted **thirty-six (36)** one-on-one consultations with HUB vendors on Doing Business with TFC.

**HUB Education and Training-** To increase HUB participation TFC has developed opportunities to educate HUBs on upcoming procurement opportunities and knowledge of HUB rules, policies, and procedures.

- Attended HUB Discussion Work Group (HDWG) meetings. Collaborating with other state agencies thru HDWG.
- Attended pre-solicitation submittal conferences to educate vendors about HUB subcontracting requirements.
- Partnered with General Contractors to conduct **nine (9)** Meet & Greet events for TFC upcoming projects.
- Conducted **one (1)** targeted outreach and training events for TFC upcoming projects.
  - OSHA 30 Training **(1)**

For any additional information, please contact, Yolanda Strey, HUB Director at 512.475.0453 or email at [yolanda.strey@tfc.state.tx.us](mailto:yolanda.strey@tfc.state.tx.us)

Sincerely,

  
Michael Novak  
Executive Director

**Texas Facilities Commission**

*Physical address: 1711 San Jacinto Blvd, Austin, Texas 78701*

★ *Planning and administering facilities in service to the State of Texas* ★



TEXAS GENERAL LAND OFFICE  
GEORGE P. BUSH, COMMISSIONER

305 - Fiscal 2023 Semi-Annual HUB Report Supplemental  
Letter

The GLO made the following good faith efforts towards increasing economic opportunities for Historically Underutilized Businesses (HUBs) during FY23:

**Outreach**

- The GLO attended five Advocacy Group Meetings, hosted 19 and attended 32 HUB events (HUB Discussion Work Group meetings, internal HUB forums, pre-proposal conferences and solicitation kick-off meetings), promoting GLO's HUB program and subcontracting opportunities.
- HUB staff actively participates in HUB Discussion Work group meetings composed of state purchasers and HUB Coordinators to gain knowledge of HUB rules, network and provide proactive feed-back.
- HUB staff facilitates potential vendor presentations to introduce and showcase their products and services to GLO staff.
- HUB team notifies major Texas Chambers once a new solicitation is posted to the Electronic State Business Daily (ESBD) in an effort to increase HUB participation.

**HUB Subcontracting**

- HUB Subcontracting Plan compliance has increased because of HUB staff offering HSP "courtesy" reviews and emailing prime contractor's a list of responsibilities for reporting monthly HUB expenditures
- HUB staff conducts HUB Subcontracting Plan presentations at pre-proposal conferences to provide potential prime contractors an overview of HUB policies and HUB subcontracting compliance requirements.
- The HUB staff conducts Post Award meetings with prime contractors to outline the contractor's HUB requirements throughout the term of the contract.
- HUB staff attends GLO's Procurement kick-off meetings to review solicitations with an expected value of \$100,000, or more to identify HUB subcontracting opportunities.

**Additional Information**

- The HUB program "Doing Business with GLO" webpage, provides vendors with resources, calendars of upcoming events and helpful HUB related documents as well as helpful procurement information.
- The HUB team implemented virtual Pre-Solicitation trainings targeting specific solicitations. Vendors are provided information on the Mentor Protégé Program, tips for writing a winning proposal, how to complete a HUB Subcontracting Plan and searching for HUBs on the Centralized Master Bidders List.

Vonda White, HUB Coordinator *Vonda White*

Daphne Grantham, Assistant HUB Coordinator *Daphne Grantham*

Stella Roland, Assistant HUB Coordinator *Stella Roland*



## 306 – Fiscal 2023 Semi-Annual HUB Report Supplemental Letter

The Texas State Library and Archives Commission (TSLAC) is committed to providing procurement and contracting opportunities for Historically Underutilized Businesses (HUBs). TSLAC is devoted to providing opportunities to HUBs for all procurement needs.

Our good faith efforts include the following:

Lorenzo de Zavala  
State Archives and  
Library Building

1201 Brazos Street  
Austin, Texas  
78701

P.O. Box 12927  
Austin, Texas  
78711-2927

512-463-5474

[www.tsl.texas.gov](http://www.tsl.texas.gov)

*Commission Chair*  
Martha Wong

### *Members*

David C. Garza  
David Iglesias  
Arthur T. Mann  
Nancy Painter Paup  
Bradley S. Tegeler  
Darryl Tocker

*Director and Librarian*  
Gloria Meraz

- Utilizing HUB vendors for spot, service, and catalog purchases, whenever possible;
- Attending HUB events to network and gain insight from HUB vendors;
- Providing guidance to prime vendors in completing their HUB Subcontracting forms and reports.

TSLAC currently has no expenditures in the "Heavy Construction" or "Building Construction" categories during this period.

TSLAC has very few expenditures in the "Professional Services" categories. The "Special Trade" expenditures are for services at the Sam Houston Regional Library and Research Center in Liberty, some of which have been reimbursed by local support organizations from that area. Our agency has found it challenging to locate responsive Vendors that are willing to provide services in this area and the selection of HUB vendors has been limited.

The "Other Services" category continues to be an area in which TSLAC struggles to meet the State Agency Goals. TSLAC provides online direct publications and resources to academic and public libraries throughout Texas as part of the resource-sharing consortium established under Texas Government Code §441.222. These resources are very costly.

The "Commodities" category is an area that also proves challenging as there are very few HUB Vendors that provide archival supplies and library-specific subscription services. We also find it difficult to locate HUB vendors who can provide the specialized library applications and software licenses needed for our programs. All other commodities can typically be purchased by required sources such as WorkQuest or through statewide term contracts.

# TSLAC

*Preserving yesterday  
Informing today  
Inspiring tomorrow*



The Texas State Library and Archives Commission continues to increase our HUB participation at every opportunity. Please contact me should you have further questions.

Sincerely,

A handwritten signature in blue ink that reads "P Rodriguez, CTCO, CTCM".

Pam Rodriguez  
HUB Coordinator  
512-463-5487  
purchasing@tsl.texas.gov

Lorenzo de Zavala  
State Archives and  
Library Building

1201 Brazos Street  
Austin, Texas  
78701

P.O. Box 12927  
Austin, Texas  
78711-2927

512-463-5474

[www.tsl.texas.gov](http://www.tsl.texas.gov)

*Commission Chair*  
Martha Wong

*Members*

David C. Garza  
David Iglesias  
Arthur T. Mann  
Nancy Painter Paup  
Bradley S. Tegeler  
Darryl Tocker

*Director and Librarian*  
Gloria Meraz

**TSLAC**

*Preserving yesterday  
Informing today  
Inspiring tomorrow*



### **Supplemental Letter for FY 2023 Semi-Annual HUB Report Agency 313**

The Department of Information Resources (DIR) HUB Program has a dual role of increasing HUB participation through DIR internal procurements and procurements on behalf of its customers. DIR's good faith efforts to ensure continued HUB participation included the following in accordance with 34 Texas Administrative Code §20.13:

- ▶ Increased HUB participation through statewide contracts and internal purchases;
- ▶ Reviewed solicitations with an expected value of \$100,000 or more to determine the probability of HUB subcontracting, prior to releasing solicitation documents;
- ▶ Participated in vendor orientations to promote HUB policy and HSP requirements;
- ▶ Maintain and operate the on-line spot bid portal on Texas.gov for "Doing Business Texas Style" Spot Bid Fair on May 23-24, 2023, in conjunction with the Statewide HUB Program's HUB EXPO, and the Dallas/Fort Worth Minority Supplier Development Council's (D/FWMSDC) 2023 ACCESS Business Expo.
- ▶ Participated in 36 Economic Opportunity Forums (EOFs) throughout the state as a sponsor, co-sponsor, exhibitor and/or presenter;
- ▶ Provided updates to DIR Board and subcommittees;
- ▶ Participated in 166 HUB and vendor outreach events promoting DIR's HUB program and subcontracting opportunities.
- ▶ Recorded \$602.7 Million in sales by HUB vendors through DIR's statewide cooperative contracts, representing 36.68 percent of total sales for FY 2023;
- ▶ Offered 264 contracts through HUB vendors. Additional contract opportunities are available through 563 HUB resellers and 1,145 subcontractors.
- ▶ DIR assigned business object codes to Data Center Services (DCS) and Shared Technology Services (STS) payments incorrectly and exempted \$8,763,171.36 in payments. The vendors included AT&T and Deloitte Consulting.

DIR is committed to the State of Texas HUB Program, and it will continue to work to increase HUB participation. Should you have any questions regarding the agency's program, please contact Lynn Hodde Blue at 512-463-9813.

Sincerely,

Hershel Becker

Chief Procurement Officer

# Texas Workforce Commission

## A Member of Texas Workforce Solutions

Bryan Daniel, Chairman  
Commissioner Representing  
the Public

Aaron Demerson  
Commissioner Representing  
Employers

Alberto Treviño III  
Commissioner Representing  
Labor

Edward Serna  
Executive Director

April 14, 2023

The Texas Workforce Commission (TWC) submits this supplemental letter for the FY 2023 Semi-Annual Historically Underutilized Business (HUB) Report outlining the agency's "good faith efforts" and reaffirms its commitment to improving our HUB utilization.

### **Participated in Economic Opportunity Forums (EOFs)**

- Houston Minority Supplier Development Council (HMSDC) Business Expo and Spot Bid Fair on September 28, 2022, resulting in \$532,245 in contracts awarded to HUB vendors.
- Texas Association of Mexican American Chambers of Commerce (TAMACC) Leadership Conference on October 25, 2022.
- Department of Motor Vehicles (DMV) Marketing for Success 9<sup>th</sup> Annual HUB Vendor Fair on April 5, 2023.

### **HUB Outreach and Other Activities**

- Provided a supplemental HUB vendor list to the TWC Purchasers, for solicitations with subcontracting opportunities.
- Commenced a requirement that purchasers are to obtain a pricing quote from a HUB vendor, for all spot purchases, which the agency has delegation to award without competition.
- Reviewed solicitation specifications to eliminate requirements that reduce competition and impede HUB vendor participation.
- Conducted virtual meetings with HUB vendors to provide potential vendors an overview of HUB policies and subcontracting compliance.
- Continued to develop strategic partnerships with TWC division management and contracting team leads to provide an overview of the HUB program and offer assistance in locating HUB vendors for all bid opportunities.
- Provided training to current and new hire purchasing staff on how to navigate and locate HUB vendors on Texas Smartbuy (TSB), Department of Information Resources (DIR) website and the Centralized Masters Bidders List (CMBL).
- Attended the HUB Discussion Work Group (HDWG) meetings to continue to gain knowledge on what other government entities are doing to increase their HUB participation, HUB rule updates, and HUB related topics.
- Currently participating in a root cause analysis to gain insight as to why there has been a decrease in purchasing within certain HUB categories and determine what changes need to be made for continuous improvement.

TWC is dedicated to supporting Texas HUB Program goals to increase HUB participation opportunities in all procurement categories. If there are any comments/questions, please contact TWC HUB/Outreach Coordinator, Linda Alphonse at [Linda.Alphonse@twc.texas.gov](mailto:Linda.Alphonse@twc.texas.gov), or TWC Purchasing Director/HUB Coordinator, Sonya Bebley at [Sonya.Bebley@twc.texas.gov](mailto:Sonya.Bebley@twc.texas.gov).

Sincerely,

*Nicole Oria*

Nicole Oria, JD  
TWC Director of Procurement and Contract Services

cc: Edward Serna, Executive Director  
Randy Townsend, Deputy Executive  
Director

Relay Texas: 800-735-2989 (TDD) 800-735-2988 (Voice) • [www.twc.texas.gov](http://www.twc.texas.gov)  
Equal Opportunity Employer / Program  
Auxiliary aids and services are available upon request to individuals with disabilities







## TEXAS DEPARTMENT OF HOUSING AND COMMUNITY AFFAIRS

[www.tdhca.state.tx.us](http://www.tdhca.state.tx.us)

Greg Abbott  
GOVERNOR

**BOARD MEMBERS**  
Leo Vasquez, *Chair*  
Kenny Marchant, *Vice Chair*  
Anna Maria Fariás, *Member*  
Holland Harper, *Member*  
Ajay Thomas, *Member*

### **Supplemental Letter for FY 2023 Semi Annual HUB Report for Agency Number 332**


The Texas Department of Housing and Community Affairs continues in its dedication of working with Historically Underutilized Businesses throughout the State of Texas. We have historically been successful in achieving and exceeding the state recommended percentages.

TDHCA's expenditures in FY2023 in the *Other Services* category were a direct result of COVID-19 federally funded contracts. TDHCA's semi annual report was approved by Statewide Procurement Division (SPD) to exclude these expenditures in FY2023 for the *Other Services* category which were DOC-9 transactions. SPD recommended intergovernmental option as the only solution for treasury expenditures to be excluded from the agency's total expenditures. The contracts excluded were CohnReznick LLP, Yardi Systems Inc., Deloitte & Touche, LLP, Horne LLP and Texhahn Media, Inc. Although these contracts were excluded from the semi annual HUB report, TDHCA worked with two of these vendors to include HUB subcontracting opportunities. The amount to HUB subcontractors totaled \$2,173,005.50.

TDHCA continues to pursue new HUB vendors at every opportunity. Our dedication to using HUBs is a prominent part of our procurement process and we are confident that we will continue to improve over the year.

This supplemental letter submitted is to confirm our participation in the HUB Program. Please contact John Stewart at (512) 475-1229 or by email at [john.stewart@tdhca.state.tx.us](mailto:john.stewart@tdhca.state.tx.us) should you have any questions regarding this letter.

Sincerely,

DocuSigned by:  
  
F0A16913DB8444F...

John Stewart, CTCD, CTCM  
Manager of Purchasing





# TEXAS PUBLIC FINANCE AUTHORITY

## BOARD OF DIRECTORS:

Billy M. Atkinson, Jr., Chair  
Ramon Manning, Vice Chair  
Jay A. Riskind, Secretary  
Lance S. Etcheverry  
Larry G. Holt  
Shanda G. Perkins  
Benjamin E. Streusand



EXECUTIVE DIRECTOR  
Lee Deviney

## MAILING ADDRESS:

Post Office Box 12906  
Austin, Texas 78711-2906

## PHYSICAL ADDRESS:

300 West 15th Street, Suite 411  
Austin, Texas 78701

TELEPHONE: (512) 463-5544

FACSIMILE: (512) 463-5501

## Supplemental Summary for the FY 2023 Semi-Annual HUB Report for Agency 347

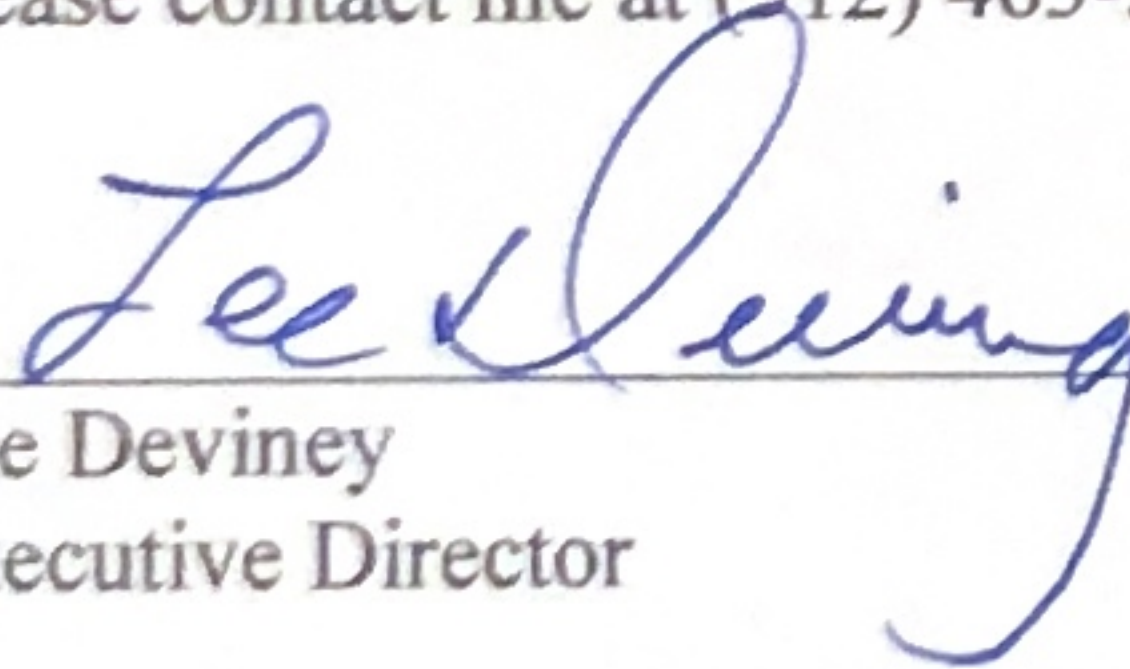
In compliance with Texas Government Code, Chapter 2161, the Board of the Authority has adopted the Comptroller's Statewide HUB Utilization Goals (34 TAC §20.284), as well as more detailed procedures for HUB participation goals in bond issues, in compliance with the published rules. These procedures are included in the Authority's strategic plan and reflected in its bond underwriting policies.

For negotiated bond underwritings approved during the FY 2022-2023 biennium, the Board has selected a pool of sixteen (16) underwriting firms that includes three disadvantaged business enterprise (DBE) firms. Additionally, the Board selected a pool of three (3) Financial Advisors that includes one (1) HUB firm. Under the Authority's contracts for legal services for Bond Counsel during the same period, the Board pre-qualified a pool of eight (8) law firms, two (2) of which are HUB's.

For the first six months of FY 2023, \$46,178.41 or 48.63% of the Authority's total expenditures were related to Costs of Issuance and the ongoing administration of bonds, of which 23.11% of the total was paid to a DBE serving as dealer on one of three TPFA commercial paper programs. These include expenses such as rating agency, paying agent, escrow agent, and arbitrage compliance services to satisfy bond covenants, services that are only available from a few large service providers where HUB and/or DBE firms are not available or lack qualifications to perform required services.

The Authority is committed to purchasing goods and services from certified HUB's and minority-owned businesses and continues to utilize the CPA Central Master Bidders List to locate available HUB vendors. The Authority achieved 12.30% HUB participation from administrative expenditures during this period.

Please contact me at (512) 463-5544 should you have any questions.

  
\_\_\_\_\_  
Lee Deviney  
Executive Director



*Commissioners:*

Robert G. Rivera,

*Chairman*

Cindy Fields

Mark A. Franz

Erik C. Saenz

Jamey Steen



# TEXAS LOTTERY COMMISSION

Gary Grief, *Executive Director*

LaDonna Castañuela, *Charitable Bingo Operations Director*

## 362 – Fiscal 2023 Semi-Annual HUB Report Supplemental Letter

The Texas Lottery Commission is committed to including Historically Underutilized Businesses (HUBs) in its procurements by providing substantial opportunities for both direct contracting and subcontracting. The agency promotes HUB inclusion by actively recruiting HUB vendors and encouraging prime contract vendors to extend subcontracting opportunities to HUBs. The Texas Lottery Commission’s “good faith efforts” to ensure continued HUB participation during the first six months of FY 2023 included the following:

- Estimating total value of contract awards and establishing agency HUB goals for FY 2023;
- Reviewing contract solicitations with an expected value of \$100,000 or more to determine the probability of HUB subcontracting, prior to releasing solicitation documents;
- Conducting pre-bid and pre-proposal conferences to educate bidders/proposers about the agency’s HUB policy and HSP requirements;
- Assisting bidders/proposers with the HSP process by offering one-on-one workshops and review of draft HSPs;
- Participating in the HUB Discussion Workgroup, which is composed of state agency HUB Coordinators who meet to share information and provide proactive feedback to the Statewide Procurement Division of the CPA;
- Participating in economic opportunity forums and HUB-related outreach events throughout the state to provide bid opportunities and information about the agency’s procurements;
- Assisting eligible vendors with HUB certification through the CPA; and
- Providing updates to Texas Lottery Commissioners and Executive Management regarding the agency’s HUB/minority participation.

The Texas Lottery would like to highlight additional expenditures made, but not captured by the Statewide HUB Report. During this reporting period, the agency paid certified HUBs approximately **\$98,000** for goods and services, which used a non-reportable object code that is not included in the statewide report.

The Texas Lottery Commission supports the State of Texas HUB Program and will continue to work to increase HUB participation. Should you have any questions regarding the agency’s good faith efforts, please contact our HUB Coordinator, Mr. Eric Williams, at (512) 344-5241.

A handwritten signature in cursive script that reads "Gary Grief".

Gary Grief, *Executive Director*

# TEXAS DEPARTMENT OF PUBLIC SAFETY

5805 N LAMAR BLVD • BOX 4087 • AUSTIN, TEXAS 78773-0001  
512/424-2000

[www.dps.texas.gov](http://www.dps.texas.gov)



STEVEN C. McCRAW  
DIRECTOR  
FREEMAN F. MARTIN  
DWIGHT D. MATHIS  
JEFF WILLIAMS  
DEPUTY DIRECTORS



COMMISSION  
STEVEN P. MACH, CHAIRMAN  
NELDA L. BLAIR  
LARRY B. LONG  
STEVE H. STODGHILL  
DALE WAINWRIGHT

## 405 –Semi-Annual Fiscal 2023 Annual HUB Report Supplemental Letter

The Texas Department of Public Safety (DPS) demonstrates dedication to utilizing Texas-certified Historically Underutilized Business (HUBs) in its procurement process by providing contracting opportunities directly and indirectly with HUBs. Adhering to the requirements outlined in 34 Texas Administrative Code Rule §20.284, DPS's "Good Faith Efforts" to enhance HUB participation included the following:

- Reviewed competitive solicitations identifying HUB subcontracting opportunities, participated in pre-proposal conferences, and reviewed the HUB Subcontracting Plans (HSP) to ensure the HSPs met the "Good Faith Effort" requirements;
- Conducted HUB Program training for the internal Purchasing Liaisons staff;
- Continued to monitor one Mentor Protégé relationship in accordance with 34 TAC §20.298
- Participated in monthly meetings with each division of DPS to discuss HUB performance and provide education on the HUB program;
- Participated in the planning committee for the Comptroller's HUB EXPO and was a panel member for the Doing Business with State Agencies workshop;
- Assisted division and procurement personnel with identifying and locating HUBs for potential procurement opportunities;
- Certified HUB expenditures in non-reportable object codes: **\$1,717,958.66**
- DPS is active in the statewide HUB Coordinators Discussion Workgroup Committee and holds an executive position as the Chair; and
- DPS is active in the Texas Association of Public Purchasers (TAPP) Austin Chapter

DPS is firmly committed to the goals identified and recognized by the State of Texas HUB Program and will continue to work to increase HUB participation related to contracting and subcontracting opportunities. Should you have any questions regarding the agency's program, don't hesitate to contact Michael Parks at (512) 424-2205 or [michael.parks@dps.texas.gov](mailto:michael.parks@dps.texas.gov).

Sincerely,

*Michael Parks*

Michael Parks  
Director of Procurement and Contract Services/HUB Program Coordinator



---

## COMMISSION ON STATE EMERGENCY COMMUNICATIONS

---


March 14, 2023

The Commission on State Emergency Communications #477 (CSEC) is committed to increasing Historically Underutilized Business (HUB) participation and contracting opportunities. The Operations Department is responsible for compliance with state HUB requirements and implementation of strategies to help the agency to meet its HUB goals. During the reporting period (September 1, 2022-February 28, 2023) CSEC good faith efforts included participating in the monthly HUB Discussion Working Group meetings.

CSEC is committed to the HUB program and will continue our good faith efforts to increase HUB contracting.

Respectfully,

Mia Villarreal  
Director of Operations / HUB Coordinator  
Commission on State Emergency Communications  
[miav@csec.texas.gov](mailto:miav@csec.texas.gov)  
(512)305-6916 Office





**Cecile Erwin Young**  
Executive Commissioner

## **529 and 537-Fiscal Year 2023 Semi-Annual HUB Report Supplemental Letter**

The Health and Human Services Commission (HHSC) is committed to the utilization of Historically Underutilized Businesses (HUBs) by contracting both directly and indirectly through prime and subcontracting opportunities. Our good faith efforts to maximize HUB participation for the period of September 1, 2022, to February 28, 2023, include the following:

- Reviewing solicitations to determine subcontracting opportunities for inclusion of HUB in contracts over \$100,000;
- Providing HUB Subcontracting Plan (HSP) training to current and potential contractors, agency contract managers, purchasing personnel, the HUB vendor community, and other interested parties;
- Conducting post-award meetings with prime contractors after execution of contracts over \$100,000 to review HUB subcontracting plan compliance and reporting requirements;
- Evaluating HUB subcontracting plans for compliance as required by 34 TAC 20.285, if applicable;
- Hosting and co-sponsoring HUB economic opportunity forums (EOFs) and related statewide HUB outreach events;
- Providing trainings to HUBs re: state procurement processes, and how to do business with HHS;
- Notifying HUBs not registered on the Centralized Masters Bid List about recertification and potential HHS bid opportunities; and
- Providing updates to agency leadership regarding the agency's HUB/minority participation.

HHSC would like to highlight additional expenditures made, but not captured by the Statewide HUB Report. During this reporting period, the agency utilized HUBs indirectly in the amount of \$16,239,036.40. These expenditures are for contracts which used a non-reportable object code that is not included in the statewide report.

HHSC supports the State of Texas HUB Program and will continue to work to increase HUB participation. Should you have any questions or need additional information, please contact, Letisha Metayer, HHSC Procurement and Contracting Services- HUB Director at (512) 884-8647 or by email at: [letisha.metayer@hhs.texas.gov](mailto:letisha.metayer@hhs.texas.gov).

DocuSigned by:  
A handwritten signature in black ink that reads "Kay Molina".

Kay Molina, HHSC Deputy Executive Commissioner for Procurement and Contracting Services



# Texas Department of Family and Protective Services

Commissioner

*Jaime Masters, MS, MFT*

## **Supplemental Letter for Fiscal Year 2023 Semi-Annual HUB Report for Agency 530**

The Texas Department of Family and Protective Services (DFPS) is dedicated to supporting the Statewide Historically Underutilized Business (HUB) Program. To demonstrate our commitment, DFPS HUB activities during Fiscal Year 2023 include:

- Awarded HUBs vendors \$2,986,629.21 through direct and indirect (subcontracted) contracts which were classified as non-reportable comptroller object codes. These contracting payments were made to the respective HUB categories: African American \$1,452,082.98, American Woman \$1,280,586.93, Asian-Pacific American \$290.54, and Hispanic American \$253,668.76.
- Presented at several economic opportunity forums, and statewide HUB outreach events, to provide HUB vendors information on how to do business with DFPS.
- Co-hosted the HHS/DFPS Annual HUB Forum where information was provided on how to participate in DFPS procurement opportunities.
- Participated in the 22<sup>nd</sup> Annual Bexar County Small, Minority, Women & Veterans Business Owners Conference.
- Maintained sponsorship of three (3) Mentor-Protégé relationships and continued efforts to identify and establish additional relationships, as required by 34 TAC 20.298.
- Contributed in the Statewide HUB Discussion Workgroup to promote the HUB Program through continued education, networking, and providing proactive feedback.
- Reviewed solicitations with an expected value of \$100,000.00 or more to determine the probability of HUB subcontracting prior to releasing solicitation documents.
- Provided HUB Subcontracting Plan (HSP) trainings to potential contractors and HUB vendors to ensure compliant HSPs were submitted with bid proposals.
- Proactively notified interested vendors to assist them with HUB certification and recertification processes administered by the Comptroller.
- Delivered trainings to agency contract staff on compliance requirements.
- Continued an agency-wide workgroup charged with identifying, increasing, and disseminating HUB contracting and purchasing opportunities.
- Conducted outreach efforts to increase HUB participation in the Professional Services, recognizing that DFPS has a limited need to contract for services in the category.
- Routinely briefed agency leadership on HUB goals, efforts, and strategies.

For additional information, please contact Marcus Gomez, DFPS HUB Coordinator, by telephone at (512) 839-4118 or by email at [marcus.gomez@dfps.texas.gov](mailto:marcus.gomez@dfps.texas.gov).

Sincerely,

Joshua Walker

Director of Contracts Oversight and Support



**Cecile Erwin Young**  
Executive Commissioner

## **529 and 537-Fiscal Year 2023 Semi-Annual HUB Report Supplemental Letter**

The Health and Human Services Commission (HHSC) is committed to the utilization of Historically Underutilized Businesses (HUBs) by contracting both directly and indirectly through prime and subcontracting opportunities. Our good faith efforts to maximize HUB participation for the period of September 1, 2022, to February 28, 2023, include the following:

- Reviewing solicitations to determine subcontracting opportunities for inclusion of HUB in contracts over \$100,000;
- Providing HUB Subcontracting Plan (HSP) training to current and potential contractors, agency contract managers, purchasing personnel, the HUB vendor community, and other interested parties;
- Conducting post-award meetings with prime contractors after execution of contracts over \$100,000 to review HUB subcontracting plan compliance and reporting requirements;
- Evaluating HUB subcontracting plans for compliance as required by 34 TAC 20.285, if applicable;
- Hosting and co-sponsoring HUB economic opportunity forums (EOFs) and related statewide HUB outreach events;
- Providing trainings to HUBs re: state procurement processes, and how to do business with HHS;
- Notifying HUBs not registered on the Centralized Masters Bid List about recertification and potential HHS bid opportunities; and
- Providing updates to agency leadership regarding the agency's HUB/minority participation.

HHSC would like to highlight additional expenditures made, but not captured by the Statewide HUB Report. During this reporting period, the agency utilized HUBs indirectly in the amount of \$16,239,036.40. These expenditures are for contracts which used a non-reportable object code that is not included in the statewide report.

HHSC supports the State of Texas HUB Program and will continue to work to increase HUB participation. Should you have any questions or need additional information, please contact, Letisha Metayer, HHSC Procurement and Contracting Services- HUB Director at (512) 884-8647 or by email at: [letisha.metayer@hhs.texas.gov](mailto:letisha.metayer@hhs.texas.gov).

DocuSigned by:  
A handwritten signature in black ink that reads "Kay Molina".

Kay Molina, HHSC Deputy Executive Commissioner for Procurement and Contracting Services

## 580 – Fiscal Year 2023 Semi-Annual HUB Report Supplemental Letter

The Texas Water Development Board (TWDB) is dedicated to supporting the Historically Underutilized Business (HUB) program by actively seeking HUB participation in all procurement opportunities. As a result of our good faith efforts in soliciting HUBs, the TWDB sought out HUB vendor participation as required in various procurement categories. The TWDB continues to seek opportunities to increase HUB participation, such as:

- Participate in economic opportunity forums and business networking sessions.
- Emphasize and increase outreach and marketing efforts to educate current HUB vendors on specific Board procurement opportunities.
- Assist interested HUB vendors with the state’s HUB certification process and with the processes of other recognized certification programs.
- Attend pre-bid meetings to ensure that potential responders understand and comply with applicable HUB subcontracting plan requirements.
- Post to the agency’s website information and guidance related to the HUB program.
- Educating agency staff via training on the HUB program and goals/reporting requirements.

In addition, the TWDB reports non-treasury HUB data via the State Water Implementation Fund for Texas (SWIFT) Program’s Historically Underutilized Business Annual Report. This information is reported to the SWIFT Advisory Committee, according to Texas Water Code §15.438 (n). The non-treasury data for fiscal year 2022 is unavailable at this time, however, based on the most recent data available, the SWIFT Program HUB expenditures amounted to approximately \$66.7 million in fiscal year 2021. More information on the SWIFT Program and the TWDB non-treasury numbers is available at <http://www.twdb.texas.gov/financial/programs/SWIFT>.

The TWDB fully supports and is committed to increasing the potential for HUB participation in all TWDB expenditures. We will continue current efforts that have proven successful and explore new opportunities wherever possible. Please feel free to contact me at (512) 936-6090 or [Cameron.Turner@twdb.texas.gov](mailto:Cameron.Turner@twdb.texas.gov) for additional information or clarification.

Cameron Turner  
Director, Procurement & Contract Services



Jon Niermann, *Chairman*  
Emily Lindley, *Commissioner*  
Bobby Janecka, *Commissioner*  
Erin E. Chancellor, *Interim Executive Director*



## TEXAS COMMISSION ON ENVIRONMENTAL QUALITY

*Protecting Texas by Reducing and Preventing Pollution*

**Date: 4/3/23**

### **Supplemental Summary for Fiscal Year 2023 Annual HUB Report for Agency 582**

The Texas Commission on Environmental Quality (TCEQ) is dedicated to supporting the goals and intent of the Historically Underutilized Business (HUB) program. Accomplishments during FY23:

- Participated in 36 Economic Opportunity Forums at which HUBs received information on how to do business with TCEQ.
- Maintained sponsorship of two Mentor-Protégé agreements.
- Provided information to HUBs on state procurement requirements and how to do business with TCEQ through one-on-one meetings, email, and by phone.
- Held workshops for HUB vendors on the HUB program and on state and agency procurement requirements.
- Presented HUB-related information at all pre-solicitation conferences, covering areas such as HUB subcontracting plan compliance, the selection of HUBs, the procedure for searching the Central Master Bidders List, and the Mentor-Protégé program.
- Assisted in development of solicitations that emphasized regional service areas, as opposed to the solicitation of service contracts on a statewide basis.
- Ensured specifications did not include unnecessary requirements that would impede HUB participation by, for example, reviewing bond and insurance requirements.
- Provided information regarding TCEQ procurement opportunities, HUB certification and state purchasing requirements to the Texas Association of African American Chambers of Commerce and the Texas Association of Mexican American Chambers of Commerce.
- Participated on CPA Statewide Procurement Division (SPD) HUB trainings.
- Invited the Texas Association of Mexican American Chambers of Commerce (TAMACC) and the Texas Association of African American Chambers of Commerce (TAACC) to TCEQ pre-proposal conferences via webinars in accordance with the previous Memorandum of Cooperation (MOC) agreement.
- Participated in statewide HUB Discussion Workgroup legislative subcommittee and outreach subcommittee meetings.
- Identified a total of \$1,664,162 payments to governmental entities (i.e., federal agencies, municipalities, etc.). Factoring out these expenditures the actual HUB performance will be higher.
- TCEQ continues its efforts to maximize HUB participation in the Professional Services category, recognizing constraints due to the specialized nature of the agency's engineering contracts and limited vendor availability.

Should you have any questions, please contact TCEQ HUB Coordinator Claribel Diaz via email at [claribel.diaz@tceq.texas.gov](mailto:claribel.diaz@tceq.texas.gov).

Sincerely,

A handwritten signature in cursive script that reads "Yolanda Davis".

Yolanda Davis, CPP  
Deputy Director  
Financial Administration Division



TEXAS  
JUVENILE JUSTICE  
DEPARTMENT

**644 – Fiscal Year 2023 Semi-Annual HUB Report Supplemental Letter**

The Texas Juvenile Justice Department (TJJD) recognizes the importance of the Historically Underutilized Business (HUB) Program. TJJD is committed to providing the maximum opportunity to Historically Underutilized Business through a good faith effort of effectively promoting economic opportunities to HUB businesses. TJJD is pleased to report the following activities that demonstrate our good faith effort for the period September 1, 2022 – March 31, 2023.

- Active member of the *HUB Discussion Workgroup* and *SACC/Purchasing Subcommittee*, actively participating in the ongoing monthly meetings, gaining knowledge of HUB rules, following pending legislative changes, HUB events, and dissemination HUB information designed to increase HUB opportunity and participation.
- The Agency attended the Houston Regional Veterans Business Expo on Sept 30<sup>th</sup>, 2022 to meet with vendors and let them know about opportunities to work with TJJD.
- The Agency attended the Small, Minority, Women, and Veteran Business Owners (SMWVBO) Conference in San Antonio on December 7<sup>th</sup>, 2022 to meet HUB vendors, let them know about opportunities with TJJD, and to gauge interest in the Mentor Protégé Program.
- The Agency prepares and distributes information on procurement procedures to HUBs in a manner that encourages participation in state contracts by all businesses.
- Meets with and provides direct, hands on, guidance to interested HUBs seeking information regarding opportunities with TJJD. For HUBs wanting additional assistance, we provide one-on-one information sessions related to participation in other statewide opportunities for HUB businesses.

The Texas Juvenile Justice Department supports the State of Texas HUB Program and will continue to be proactive in increasing HUB participation through good faith efforts. Should questions arise relating to this information, please contact Kellie Love, HUB Program Coordinator, at 254-218-2065 or email [kellie.love@tjtd.texas.gov](mailto:kellie.love@tjtd.texas.gov).

A handwritten signature in blue ink that reads "Kellie W Love".

Kellie Love  
HUB Program Coordinator  
4/11/2023



## Texas Department of Criminal Justice

**Bryan Collier**  
Executive Director

### Agency 696 – Fiscal 2023 Semi-Annual HUB Report Supplemental Letter

The Texas Department of Criminal Justice HUB Program's mission is to promote and increase contracting opportunities with Historically Underutilized Businesses. The HUB Program will provide businesses and agency staff the necessary assistance for this success.

TDCJ will establish, implement, and maintain policies governing purchasing of goods, services and construction contracts that foster opportunities for Historically Underutilized Businesses (HUBs).

Agency good faith efforts include the following:

- Working with trade organizations, business organizations, and contractor associations to identify potential HUB prime contractors and subcontractors to bid on TDCJ contracts.
- Continuing to promote and expand the Mentor-Protégé program.
- Assisting HUB vendors with opportunities to present their products and services to TDCJ staff.
- Providing assistance, training, and educational programs to minority business groups and HUB vendors.
- Continuing to provide one-on-one training and quarterly HUB training to TDCJ Contracts and Procurement staff.
- Attending and participating in economic opportunity forums and HUB expos with bid opportunities.
- Attending and participating in pre-bid conferences to introduce HUB subcontractors to prime contractors and provide instruction on successful completion of the HUB Subcontracting Plan (HSP).
- Participating in HUB events sponsored by legislators and community leaders.
- Participating in HUB Discussion Workgroups and HUB planning committees.
- Working with Small Business Development Centers to promote HUB certification.

TDCJ is committed to programs that improve our participation with HUBs. Should you have any questions, please contact our HUB Director, Jemelle Spivey at (936) 437-7026.

Sincerely,

A handwritten signature in blue ink, appearing to read "Ron Steffa".

Ron Steffa  
Chief Financial Officer

---

*Our mission is to provide public safety, promote positive change in offender behavior, reintegrate offenders into society, and assist victims of crime.*

P.O. Box 99  
Huntsville, Texas 77342-0099  
(936) 437-2107  
[www.tdcj.texas.gov](http://www.tdcj.texas.gov)

### 709 - Fiscal 2023 Semi-Annual HUB Report Supplemental Letter

Texas A&M University Health Science Center continues its commitment to good faith efforts in HUB participation of the university's procurement opportunities. This commitment formally extends from Texas A&M University System Policies 25.06 and 25.06.01 regarding HUB participation by all System members.

Additional good faith efforts include hosting a construction expo for HUB subcontractors to meet with University and Texas A&M University System prime contractors, hosting an annual Chamber of Commerce event highlighting local HUBs, hosting the annual university-wide HUB vendor show at Main and Galveston campuses along with participation in Bexar County and Houston Minority Supplier Council HUB expos.

The following is bid data for Texas A&M Health for the period of 9/1/2022 – 2/28/2023.

- Total Bids Sent to HUBs 173
  - Total Responses by HUBs 39
  - Percentage Rate of Responses 22.5%
  
  - Total Bids Sent 492
  - Total Bids Sent to HUBs 173
  - Percentage of Bids Sent to HUBs 35.2%
- Versus Total Bids Sent

Despite the highly specialized nature of medical research equipment and services, Texas A&M Health continues to be fully committed to the challenge of increasing opportunities for HUB vendors to participate in these procurements.

---

Robert C. Bounds  
Executive Director, Procurement Services  
Texas A&M University on behalf of  
Texas A&M University Health Science Center

Purchasing & Stores (Bldg. 0957)  
330 Agronomy Road  
1477 TAMU  
College Station, Texas 77843-1477  
Tel. 979-845-4570

<https://purchasing.tamu.edu>

711 & 718 – Fiscal 2023 Semi-annual HUB Report Supplemental Letter

Texas A&M University submits the following HUB report information with respect to 711, Texas A&M University-Main and 718, Texas A&M University at Galveston.

As follows is bid data as such bids are issued by Texas A&M University Procurement Services for Texas A&M University -Main (711) for the period of 9/1/22 – 2/28/23: 6,939 total bids with 3,274 submitted to HUBs (47.2%) with 204 responses for a 6.2% yield rate.

As follows is bid data as such bids are issued by Texas A&M University Procurement Services for Texas A&M University at Galveston (718) for the period of 9/1/22 – 2/28/23: 74 total bids with 7 sent to HUBs (9.5%) with 4 responses for a 57% yield rate.

Additional good faith efforts include hosting a construction expo for HUB subcontractors to meet with University and Texas A&M University System prime contractors, hosting an annual Chamber of Commerce event highlighting local HUBs, hosting the annual university-wide HUB vendor show at Main and Galveston campuses along with participation in Bexar County and Houston Minority Supplier Council HUB expos.

One item negatively impacting the FY23 semi-annual submission for 711 is \$561,000 of HUB spend unable to be recognized due to changes in a vendor's HUB status.

Sincerely,

*Dean Endler*

Dean Endler  
Assistant VP

March 23, 2023

## Supplemental Summary for FY 2023 Semi-Annual HUB Report for Agency 712

The Texas A&M Engineering Experiment Station (TEES) is the engineering service agency of the State of Texas. We partner with industries, communities, and academic institutions to solve problems to help improve the quality of life, promote economic development and enhance the educational systems of Texas. TEES is also committed to the broad utilization of Historically Underutilized Businesses (HUBs) and minority-owned firms in its procurement process.

TEES has been able to participate in two Economic Opportunity Forums and we look forward to resuming the “Doing Business Texas Style” Spot Bid Fair in Irving, TX. Additional HUB promotion endeavors include participation in the quarterly meetings of the Texas Universities HUB Coordinators Alliance and the HUB Discussion Workgroup. TEES is also seeking a new Mentor Protégé Agreement. We also continue to provide training to the researchers and staff in an effort to increase their awareness of and utilization of HUBs in the procurement of all goods and services.

TEES is continuing two major initiatives that began last year. The first is reviewing all Amazon purchases for office, IT and book related items prior to placing the orders. This process has diverted numerous Amazon orders to HUB vendors. The second is reviewing all requisitions regardless of dollar amount for HUB vendor opportunities.

While we continue to actively research and pursue potential HUB vendors, TEES has few opportunities for Heavy Construction, Building Construction, Special Trade, and Professional Service contracts. As a research entity, TEES also faces some unavailability in the areas of research/industrial laboratory equipment and supplies, as is evident by an average HUB response rate to bid requests of only 2%.

If you need additional information, please contact Ms. Mary Williams, Procurement Director and HUB Coordinator for TEES at (979) 317-3822 or e-mail at [me-williams@tamu.edu](mailto:me-williams@tamu.edu).



John E. Hurtado, Ph.D.  
Interim Vice Chancellor for Engineering, The Texas A&M University System  
Interim Dean of Engineering, Texas A&M University  
Interim Director of the Texas A&M Engineering Experiment Station



# TARLETON STATE UNIVERSITY

Member of The Texas A&M University System

## 713 - FY 2023 SEMI-ANNUAL HUB REPORT SUPPLEMENTAL LETTER

Tarleton State University remains committed to encourage a Good Faith Effort that will support and develop opportunities to all Historically Underutilized Businesses in the state of Texas. TSU offers the following information to supplement the FY23 Semi-Annual HUB report to verify our Good Faith to identify / notify of opportunities and award contracts to Historically Underutilized Businesses.

- Bexar County Business Conference
- UTSSCA Affiliate Conference

### Ongoing Activities:

- Outreach and education are provided in conjunction with the University's Office of Human Resources New Employee Orientation. This acquaints new hires with the HUB program and the importance of the program.
- Join forces with other state agencies through Texas Universities HUB Coordinators Alliance (TUCHA) which stimulates growth within the HUB Program and enables discussion on best practice.
- Tarleton State University posts all bids over \$25,000 on the ESBD.
- Provide review of HSP plans at outsourced contractor's bid openings of awarded contracts and are instructed on the University's HUB goals, utilization and reporting procedures associated with submitting HUB Subcontracting Plans.
- Procurement system simplifies purchasing with HUB vendors by way of punch-out Supplier catalogs on existing contracts.

Thad Turman  
Director, Procurement and Contracts  
HUB Coordinator

711 & 718 – Fiscal 2023 Semi-annual HUB Report Supplemental Letter

Texas A&M University submits the following HUB report information with respect to 711, Texas A&M University-Main and 718, Texas A&M University at Galveston.

As follows is bid data as such bids are issued by Texas A&M University Procurement Services for Texas A&M University -Main (711) for the period of 9/1/22 – 2/28/23: 6,939 total bids with 3,274 submitted to HUBs (47.2%) with 204 responses for a 6.2% yield rate.

As follows is bid data as such bids are issued by Texas A&M University Procurement Services for Texas A&M University at Galveston (718) for the period of 9/1/22 – 2/28/23: 74 total bids with 7 sent to HUBs (9.5%) with 4 responses for a 57% yield rate.

Additional good faith efforts include hosting a construction expo for HUB subcontractors to meet with University and Texas A&M University System prime contractors, hosting an annual Chamber of Commerce event highlighting local HUBs, hosting the annual university-wide HUB vendor show at Main and Galveston campuses along with participation in Bexar County and Houston Minority Supplier Council HUB expos.

One item negatively impacting the FY23 semi-annual submission for 711 is \$561,000 of HUB spend unable to be recognized due to changes in a vendor's HUB status.

Sincerely,

*Dean Endler*

Dean Endler  
Assistant VP





---

## 720 – Fiscal 2023 Semi-Annual HUB Report Supplemental Letter

It is the policy of The University of Texas System Administration to promote and encourage contracting and subcontracting opportunities for Historically Underutilized Businesses (HUBs) in all contracts. Measurements of supply marketplace variables, including demand for goods and services for which no HUB suppliers are available, and payments to non-certified HUB firms are important considerations in evaluating HUB program performance. In building construction, the impact of projects being delayed because of the COVID pandemic has resulted in nearly all of the projects being reported being in the start-up stage where there typically are little expenditures with HUB subcontractors. HUB firms usually win contracts in the finishes and as second tier on mechanical and electrical trade areas. Under normal market conditions there is a mix of projects at various levels of completion which smooths out HUB expenditures. In other services, we had large expenditures in insurance premiums and technology services where traditionally there is limited HUB availability for the scale of projects or in the very specialized categories of services UT System purchases. Despite these challenges our performance in professional services and special trade construction was significantly higher than in the FY 2022 Semi-Annual HUB Report.

Good faith efforts include but are not limited to:

- Sponsorship of subcontractor training classes in Tyler to prepare HUB firms to pursue work on the UT Tyler Medical Education Building
- Hosted a focus group meeting with HUB contractors across the state to discuss challenges in working on major capital projects
- Participation and HUB forum events in regions across the state and HUB one-on-ones.
  - Participated in 7 HUB outreach events sponsored by various organizations including Texas Association of African American Chambers of Commerce, Texas Association of Mexican American Chambers of Commerce, Regional Hispanic Contractors Association, and Greater Austin Asian Chamber of Commerce
  - Staff had 38 one-on-one meetings with HUB firms virtually, on the phone, and in person
- Focus on Mentor Protégé Program
  - Currently there are 5 active partnerships: 3 Construction and 2 Professional Services.

The University of Texas System Administration, in partnership with the institutions within The University of Texas System, is committed to maximizing HUB participation by fostering collaborative efforts and innovative approaches ensuring HUB inclusion in local communities throughout the state in an effort to facilitate economic development.

The University of Texas System Administration submits this supplemental letter to provide additional information and background related to its HUB program. Please address inquiries to the HUB Office, 512-499-4377 or e-mail to [hhay@utsystem.edu](mailto:hhay@utsystem.edu).

*Hopeton Hay*

Hopeton B. Hay, Executive Director  
HUB Office



Texas A&M Transportation Institute  
3135 TAMU  
College Station, TX 77843-3135

979-317-2000  
<http://tti.tamu.edu>

### Agency 727 – Fiscal Year 2023 Semi-Annual HUB Report Supplemental Letter

The Texas A&M Transportation Institute (TTI) is committed to the State of Texas Historically Underutilized Business (HUB) Program. The agency's goal is to provide procurement and contracting opportunities for qualified businesses through a competitive procurement process. TTI continues efforts to diversify the vendor base and build on successful in-reach and outreach programs. In addition, the agency partners with other Texas A&M University System (TAMUS) members to maximize HUB participation through collaborative efforts to identify, educate, and assist HUB and potential HUB vendors.

A research agency within The Texas A&M University System, TTI's mission is to solve transportation problems through research, to transfer technology, and to develop diverse human resources to meet the transportation challenges of tomorrow. As a research agency, there are occasions when TTI must expend funds for unique proprietary equipment and commodities for which there are no HUB sources. These types of expenditures may significantly reduce TTI's HUB participation percentage.

TTI's good faith efforts to increase the HUB participation level and the diversification of vendors include the following in-reach and outreach initiatives:

- Continuous promotion of the HUB Program and assistance in identifying and use of HUB vendors for spot purchases through a proactive approach to HUB vendor visits and certification assistance to vendors.
- Identification of subcontracting opportunities in contracts over \$100,000.
- Member of the TAMUS Cooperative Mentor Protégé Program – sponsoring agency for mentor/protégé agreement.
- Participation and training within the HUB Discussion Workgroup and the Texas Universities HUB Coordinators Alliance (TUHCA).
- Advertisement in Minority Business Organization publications through TUHCA membership.
- Amazon purchases are reviewed by the agency Procurement Office before orders are placed. This process requirement has routed several Amazon orders to available HUB vendors.
- Creation and delivery of monthly reports for each agency division to better understand their expenditures and HUB spending percentages.
- Implementation of a process to research heavily used vendors to verify continued HUB status.
- Participation and training at TAMUS HUB Coordinators meetings and the Texas State Comptroller's Office.
- Participation in various specialized vendor and economic opportunity forums, including but not limited to:
  - Upcoming "Doing Business Texas Style" Spot Bid Fair

Questions regarding the TTI HUB Program should be directed to Krystal Schnettler, TTI HUB Coordinator, at (979) 317-2744 or by email at [k-schnettler@tti.tamu.edu](mailto:k-schnettler@tti.tamu.edu).

Krystal Schnettler  
HUB Coordinator, Texas A&M Transportation Institute

cc: Gregory D. Winfree, Agency Director  
Rodney Horrell, Assistant Agency Director, and CFO

***RE: Supplemental Letter for FY2023 Semi-Annual (Sept. 1, 2022-February 28, 2023)***  
**HUB Report for Agency Number 730**

The University of Houston uses the following to help increase HUB participation:

***Familiarizing HUBs about the System Procurement Process & Expanding the Number of Suppliers and Contractors*** UH hosted a virtual HUB Forum where (261) vendors had an opportunity to meet virtually with UH System and (42) state government representatives. In addition, UH partnered with the City of Houston Office of Business Opportunity, Harris County, and U.S. Small Business Administration to host the “Diversifying Your Procurement” event. The event included a panel of HUBs who shared vendor success stories and how they successfully navigated different agency requirements. One hundred & ninety-six (196) HUBs participated along with 25 state agency exhibitors. UH also hosted an in-person UH System Large Construction Projects Informational meeting where 217 HUBs participated.

***Creating New Business Opportunities along with Supporting the Growth & Development of HUBs*** UH HUB Operations, College of Technology-Construction Management (CM) Department and the National Association of Minority Contractors (NAMC) Construction Management Talent Pipeline program hosted its’ third cohort. The primary purpose of the class is to provide HUBs with knowledge to help them to become more competitive as a prime contractor for opportunities with UHS and other entities. During an interview with 2021 class participants the following information was shared: (3) were awarded prime contractor opportunities with other agencies and (8) planned to pursue prime contractor opportunities in 2022 and/or 2023. Interviews with 2020 class participants found: 8 out of 12 responded to solicitations as a prime. Three class participants received contracts with UH (1) Genesis Cabling obtained awards totaling \$541,336 (2) Gutier LLC received a contract \$243,860 and (3) MCA Communications was successful in receiving contracts totaling \$2,558,118.

***Heighten Awareness throughout the System of HUB Capabilities*** UH hosts an annual HUB vendor fair which consists of HUBs that can provide needed goods/services. In FY22, 41 UH Business Administrators and 23 HUB vendors participated of which six vendors received contracts totaling \$289,596.

***Improvement of Business Conditions Encountered by HUBs*** Ready, Willing & Able Matchmaking event seeks to help diversify and increase the pool of qualified HUBs for GCs to consider for subcontracting opportunities. Each participating University invited one GC, each GC invited one HUB vendor that they have worked with, and each HUB vendor invited another HUB vendor to participate.

***Conclusion*** UH continually seeks to improve its internal and external outreach, creating new programs, re-imagining existing programs, and eliminating programs that are not effective. One best practice UH is excited in sharing with the other campuses in FY23 is a more efficient method using Microsoft Power BI to develop state and UH requested HUB reports.



Office of Purchasing/Contract Management  
3410 Taft Boulevard Wichita Falls, Texas 76308-2099

**Supplemental Summary Letter for FY2023 Semi -Annual HUB Report for Agency 735**

Midwestern State University (MSU) is committed to increase purchases and contract awards with Historically Underutilized Business (HUB) firms consistent with the State's goals for HUB participation and overall economic development. Purchasing will conduct its work in accordance with federal and state laws, and will perform socioeconomic programs mandated by the Texas Legislature. MSU continues to develop and expand its Historically Underutilized Business (HUB) Program to support small, minority, veteran and woman-owned businesses.

Progresses for this year are noted below:

- Corresponded with a woman-owned local furniture company to encourage them to become a HUB
- Attended the ASU presentation of Mpulse (HUB vendor) on 02/24/2023
- The 2023 MSU HUB Fair event is planned for June 15, 2023 on campus.
- Will attend Texas Tech University Small Business Expo, Lubbock June 6, 2023
- Increased number of informal bids for HUB opportunity.
- Participating in the monthly Texas Comptroller of Accounts – 2023 HUB Talk Series and Training.
- Will attend the HUB Spot Bid Fair May 23, 2023 in Irving, TX.

Ongoing Activities:

- Create an environment to further enhance and promote the HUB program.
- Implemented ongoing training on the HUB program for faculty and staff with our training processes.
- Continue to use the centralized master bidders list (CMBL) to increase the bids solicited from HUB's.
- Continue to utilize Cooperative and purchasing contracts with HUB awarded vendors.
- Continue to introduce new HUB vendors to MSU for additional procurement opportunities.
- Continue open door policy in which minority and woman-owned businesses can come by and ask assistance in understanding the HUB Program. This includes HUB certification, ESD state portal, and cooperative opportunities, along with "How to do Business" with MSU and the State of Texas.

MSU is located in the North Central Texas region of the State. The number of HUB vendors in the region is limited, with only 29 HUB vendors in Wichita County and the surrounding 11 counties. This makes it difficult to select a HUB vendor from a competitive standpoint. Most HUB vendors are located at least 120 miles from the University. Their pricing of bids makes it difficult to be competitive with local bidders given the distance and related travel costs. MSU remains committed to growing the subcontracting opportunities for HUB vendors by reviewing the HSP plans for discussion of best value to the University.

In summary, Midwestern State University values and actively supports the HUB Program. It is committed to promote and increase HUB vendors wherever possible, and appreciates the state of Texas efforts to support small minority- and woman-owned businesses.

Respectfully submitted,

Tracy Nichols  
Director, Purchasing and Contract Management  
[Tracy.nichols@msutexas.edu](mailto:Tracy.nichols@msutexas.edu) or 940-397-4277  
Midwestern State University



ANGELO STATE UNIVERSITY  
HUB Program/ Logo Licensing

**Re: Supplemental Letter for FY2023 Semi-Annual HUB Report for Agency Number 737**

Angelo State University (“ASU”) is providing this letter to supplement the Semi-Annual Historically Underutilized Business (“HUB”) Report. This letter serves to provide information on ASU’s efforts to increase HUB vendor utilization and outreach efforts:

- Attended TX Comptroller HUB Training and HUB Development Work Group meetings between 9/1/22 to 2/28/23.
- Outreach efforts include:
  - *HUB & Small Business Events Attended:*
    - 09/28/22 – UTSA SBDC Center for Gov’t Virtual Contracting Matchmaking Event
    - 11/03/22 – 7<sup>th</sup> Annual Tarrant County Business Opportunity Fair
    - 12/07/22 – Bexar County Business Conference
    - 12/20/22 – Governor’s Small Business Webinar Series
    - 01/12/23 – UT Dallas Virtual Event – Start Your Day With Opportunity
    - 01/25/23 – Eastern MSDC Virtual Super Matchmaker Event
  - *Community Outreach:* Participated in some Concho Cadres new business welcome events. Contacted small businesses to explain the HUB Program certification process and provided HUB vendors with an opportunity to give presentations.
- *HUB Mentor/Protégé Program:* ASU sponsors 4 Mentor/Protégé agreements. ASU hosted meetings to assess status of agreements and HUB development goals.

ASU is committed to promoting the State of TX HUB Program and will continue to work towards increasing our HUB utilization. If you have questions, please contact me at (325) 486-6844 or [Jennifer.lennon@angelo.edu](mailto:Jennifer.lennon@angelo.edu).

Regards,

A handwritten signature in black ink, appearing to read 'Jennifer Lennon', is written over a large, stylized circular graphic that resembles a signature or a logo element.

Jennifer Lennon  
HUB & Logo Licensing Coordinator





TEXAS TECH UNIVERSITY  
HEALTH SCIENCES CENTER

**Supplemental Summary Letter for FY2023 Semi-Annual HUB Report for Agency 739**

Texas Tech University Health Sciences Center (TTUHSC) is committed to making good faith efforts to support, promote and include Historically Underutilized Businesses (HUB) in the procurement process and acquisition of goods and services for the institution. Being a healthcare and research institution TTUHSC is challenged to find qualified HUB's that can fulfill professional medical services contracts, offer the specialized and major medical and laboratory equipment required by our clinical and pharmacy operations. To meet the challenge of finding and engaging qualified HUB's the TTUHSC-HUB Office provides internal departmental training, conducts vendor and purchasing training, requires HUB outreach/inclusion in all solicitations and participates in outreach activities across the State. TTUHSC HUB Office continue outreach participation efforts online to attend free DFW MSDC trainings and participation in virtual Summus/Staples Business Review.

Upcoming scheduled outreach efforts in FY2023 include co-sponsoring TTU Business Expo HUB event and participating at the ACCESS Spot Bid Fair.

Creating HUB Awareness – continued TTUHSC's support and collaboration with other state agencies through the Texas Association of African American Chamber of Commerce and Texas Association of Mexican American Chamber of Commerce (TAAACC/TAMACC) via the memorandums of cooperation in addition to attending and participating in HUB Discussion Workgroup (HDWG) meetings, trainings and teleconferences.

HUB Vendor Assistance – educate vendors to respond to solicitations and completing an HSP for HUB Subcontract opportunities. Distribute the capability statements of HUB vendor's to departments in an effort to increase HUB participation.

A handwritten signature in black ink, appearing to read 'John Haynes', written over a blue horizontal line.

[John Haynes \(Mar 7, 2023 09:40 CST\)](#)

John Haynes, Managing Director of Purchasing

A handwritten signature in black ink, reading 'Sylvia Bradley', written over a blue horizontal line.

Sylvia Bradley, HUB Staff Representative



## 742 - Supplemental Summary for Fiscal Year 2023 Semi-Annual HUB Report

The University of Texas Permian Basin continues to strive to serve the diverse community of Odessa, Texas and the State of Texas by providing contract opportunities and assistance to historically underutilized businesses as well as “new” businesses that strive to become HUB certified.

The following are major activities hosted, sponsored, coordinated and supported by the UTPB HUB program during this reporting period. These involvements serve to expand and strengthen UTPB’s HUB program and outreach efforts. The major objective for our outreach programs is to increase awareness of registered HUB vendors and the goods and services they can offer our campus community.

- Hosting HUB vendor presentations monthly to the UTPB community.
- Partner with the Small Business Development Center to facilitate relationships with new potential HUB vendors to Mentor and Protégé them through the becoming a HUB vendor process.
- Participation in Senator West Spot Bid Fair in Irving, TX.
- Provide information on the importance and requirements of HUB and it’s benefits to the UTPB community in its quarterly new users’ trainings.
- Participate in UT System HUB virtual events

The University of Texas Permian Basin has worked to continually increase HUB spend, and our efforts have made a difference in the following categories;

Building Construction increase of 62.80%

Special Trades increase of 9%.

The University of Texas Permian Basin will continue to maintain the HUB program in a priority capacity and put its best efforts forward in providing contracting opportunities for HUB firms.

The University of Texas Permian Basin submits this supplemental letter to provide additional information and background related to its HUB program. Please address inquiries to the Office of Purchasing, 432.552.2795 or email to [Montalvo\\_e@utpb.edu](mailto:Montalvo_e@utpb.edu).

*E. Montalvo*

E. Montalvo, CTCD, CTCM  
HUB Coordinator - Director of Purchasing  
University of Texas Permian Basin

### **Supplemental Summary for Fiscal Year 2023 Semi-Annual HUB Report for Agency 743**

The University of Texas at San Antonio continues to strive to serve the diverse community of San Antonio and the State of Texas by providing contract opportunities and assistance to historically underutilized businesses and businesses that strive to become HUB certified.

Over the past two year we have lost major HUB contracts due to Vendor's not re-certifying as a HUB Vendor, Graduating vendors, and De-Certified vendors. Today's financial climate has resulted in the HUB Program and vendors facing numerous challenges: state-wide budgets cuts, limited bidding opportunities, canceled in-person networking events, virtual operations, and significant declines in HUB vendor business capacity.

"Rest assured that UTSA's commitment to supporting the HUB program is stronger than ever."

UTSA's HUB Program prides itself on a strong legacy of collaboration to connect with existing HUBs and support the development of new ones in San Antonio and throughout Texas. To expand partnership opportunities, the HUB Program works closely with San Antonio's Chambers of Commerce, the Contractors Association of San Antonio and UT System to organize events, speaking engagements and trainings. Additionally, UTSA's HUB Program, SAISD Procurement Services and Alamo Colleges Procurement Services work closely to host a series of quarterly workshops to assist businesses recover post-pandemic by preparing them to work with other agencies and improve their skills with securing contracts.

The major objectives for our outreach program are (1) to increase awareness and availability of Vendors capable of supplying needed materials, supplies, equipment, and services, and (2) to increase the vendor community's awareness of business opportunities at UTSA as well as the requisite business processes and procedures.

Thank you for your continued leadership and advocacy on behalf of HUB businesses and state of Texas. With ongoing support, we look forward to continue growing UTSA's HUB program to create even more opportunities for HUB's throughout our city and state.

Sincerely,



**Bruce Williams II**  
HUB Program Manager



### **Supplemental Summary for Fiscal Year 2023 Semi-Annual HUB Report for Agency 745**

UT Health San Antonio is committed to demonstrating Good Faith Efforts to assist Historically Underutilized Businesses in supplying the University with supplies, equipment, and services. As a healthcare and research institution, the University must contract for goods and services for which there are few or no HUB sources identified, such as major medical and research equipment, medical and laboratory products, blood products, and oncology pharmaceuticals. Provided below is a representative list of outreach activities that serve as our continued mission to support the HUB Program Good Faith Efforts.

- Conducted presentations, participated in agency panel discussions on “How to do Business with UT Health San Antonio,” and participated as an exhibitor in the following forums:
  - How to do Business with University Health System & UT Health San Antonio
  - MedWeek Panel Discussion & Mediator
  - SMWBE 2022 Bexar County Business Conference
  - MEDWeek Annual Conference
  - SBA 4<sup>th</sup> Annual Houston Virtual Business Matchmaker
  - HMSDC Virtual EXPO & Spot Bid Fair
  - Virtual Roadshow with UTHSA Executive Committee, leadership, and their divisions
  
- Attended monthly member meetings and special programming with community and professional organizations:
  - NAWBO Monthly Meetings
  - MEDWeek Consortium Meetings
  - MEDWeek Event Planning Meetings
  - San Antonio Business Opportunity Council (SABOC) Monthly Meetings
  - SABOC Awards Reception
  - UT System Supply Chain Alliance (SCA) – Power of Collaboration Conference
  - SMWVBO Conference Planning Meetings
  - HDWG Discussion Workgroup
  - UT System HUB Coordinator Training Advisory Group
  - UT Systemwide HUB Coordinators Meetings
  - HUB Discussion Workgroup (HDWG)
  - One on One meetings throughout the year with HUB vendors and potential HUB vendors for assistance with HSPs, HUB certification and how to do business with UTHSA.

Regards,

Eric R. Walls  
Senior Director of Supply Chain Management & HUB Coordinator



# UNIVERSITY OF TEXAS RIO GRANDE VALLEY

## Historically Underutilized Business Program Office

1201 West University • UNFS 1.104 • Edinburg, Texas 78539-2999 • Phone (956) 665-2161 • Fax (956) 665-7330

### REFERENCE: 746 – Fiscal 2023 Semi Annual HUB Report Supplemental Letter

The University of Texas Rio Grande Valley continues its commitment to the Historically Underutilized Business (HUB) Program. Our University maintains an ambitious outreach program in the Rio Grande Valley. We assume a leadership position among other state and local agencies in promoting HUB issues in our area and encourage non-certified minority and women owned businesses to become HUB certified. An element of this effort is to facilitate the application process as much as possible for businesses through working closely with the Texas Procurement and Support Services Office. The University coordinated and/or participated in the following outreach activities during FY 2023:

- October 21, 2022 – Virtually attended the Systemwide HUB Coordinators Meeting - Q1 FY23
- October 23-25, 2022 – Attended the Power of Collaboration Virtual Conference in Tyler, Texas
- November 2-3, 2022 – Hosted the UTRGV Vendor Fair in Edinburg, TX and Brownsville, TX
- November 10, 2022 – Presented at the APEX Accelerator Program Bonfire Event in Edinburg, Tx
- November 17, 2022 – Presented at the APEX Accelerator Program PTAC Rfx Training Event in Edinburg, TX
- December 7, 2022 – Participated in the Bexar County SMWBE Business Opportunity Forum in San Antonio, TX
- December 9, 2022 - Virtually attended Systemwide HUB Coordinators Meeting - Q2 FY23
- February 21, 2023 – Presented at the Prairie View A&M Cooperative Extension Program Bid Academy in Mercedes, TX
- March 24, 2023 - Virtually attended Systemwide HUB Coordinators Meeting - Q3 FY23
- HUB Coordinators current areas of engagement:
  - Current President of the South Texas Universities HUB Coordinators Alliance.
  - HUB Coordinator Mentor to the South Texas APEX Accelerator Program, formerly Procurement Technical Assistance Center.
- In addition to seminars and conferences attended and sponsored by our office, we have also met virtually with over twenty-five vendors on an individual basis to help with the HUB application and CMBL process.

We feel that these activities will help increase the number of HUB suppliers in our area. Although we make every effort to procure from HUBs, there are some goods and services for which there are no HUB suppliers available. As an institution of higher education with a medical school, we contract for highly specialized equipment, software and services (e.g., medical, engineering, scientific equipment) for which HUB supply sources do not exist.

Respectfully submitted,

DocuSigned by:

02E733D64647400...  
Alex Valdez, CPM

Chief Procurement Officer/HUB Coordinator  
UTRGV Procurement Office  
Email: [alex.valdez@utrgv.edu](mailto:alex.valdez@utrgv.edu)

DocuSigned by:

4801A17C8BDF41E...  
Marilu Reyes, CTCD

Sr. Procurement Specialist/Assistant HUB Coordinator  
UTRGV Procurement Office  
Email: [marilu.reyes@utrgv.edu](mailto:marilu.reyes@utrgv.edu)



# Sam Houston State University

*A Member of The Texas State University System*

## OFFICE OF BUSINESS SERVICES

---

### 753 – Fiscal 2023 Semi-Annual HUB Report Supplemental Letter

Sam Houston State University (SHSU) continues in its “Good Faith Effort” to accelerate the University’s Historically Underutilized Business (HUB) participation. The University has developed and maintains several initiatives to promote HUB participation.

- *HUB Coordinator* – The University maintains a HUB Coordinator dedicated to assisting HUB vendors in marketing their products to our University and other area universities. The HUB Coordinator also works with University departments in refining the University’s good faith HUB participation efforts.
- *Outreach* – The University is committed to purchasing goods and services from certified HUBs and participates in various events and outreach measures throughout the year which generate HUB awareness for the University’s departmental needs. The following is a sampling of these activities for the first half of fiscal year 2023.
- **February** - Attended the Greater Houston Business Procurement Forum (GHBPF) at Houston Community College with a Purchaser to represent SHSU and SRSU. This is a monthly breakfast that SHSU will attend every month. Great turn out February and happy to see SHSU attending the breakfasts.
- *Mentor/Protégé Program* – The University continues to sponsor the 2 following mentor/protégé relationships and continues to look at establishing new relationships with MSC and Bullchase in April.

1. Office Depot BSD and PDME/Hurricane Office Supply & Printing
2. WW Grainger and The Burgoon Company/Evco

*Cynthia Tate Guajardo*

*Cindy Tate Guajardo*  
*HUB Coordinator*

*Sam Houston State University is an Equal Opportunity/Affirmative Action Institution*

Box 2028 • Huntsville, Texas 77341-2028 • 936.294.1894 • Fax 936.294.1979

---

## 754 – Fiscal 2023 Semi-Annual HUB Report Supplemental Letter

Texas State University HUB “Good Faith Efforts” to increase HUB participation and the amount of business conducted with certified HUB’s during the first half of FY 2023 included the following activities:

### HUB Forums

Provided information about the University’s procurement opportunities while participating in Economic Opportunity Forums (EOF) and HUB related outreach events

- **Participated in HMSDC Spot Bid Fair (September 28, 2022)**
- **Hosted Meet the Buyer, Texas State’s Reverse Vendor Fair (October 27, 2022)**
- **Attended 2022 SMWVBO BUSINESS CONFERENCE (December 7, 2022)**
- **Hosted Co-op, Vendor & HUB Showcase at Texas State’s Round Rock Campus (November 9, 2023)**

### HUB Vendor Assistance

- Counseled HUB vendors on “Doing Business with Texas State”
- Assisted HUB vendors in renewing Mentor Protégé Agreements
- Assisted HUB vendors in locating procurement and contracting opportunities
- Conducted courtesy review of respondent’s HUB Subcontracting Plans for solicitations

### Creating HUB Awareness

- Attended Pre-Submittal Meetings
- Participated in State Agencies HUB Discussion Workgroup
- Participated in campus-wide department meetings
- Assisted TXST departments with CMBL training and finding HUBs for solicitations

### Business Process Improvement

- Sponsoring of Mentor-Protégé Relationship – Currently Texas State University has 7 active Mentor-Protégé agreements.
- Added HUB certified Indatatech to University Marketplace
- Attended TSUS Quarterly Procurement Conference Call

The University continues to seek to increase HUB participation in agency awards and expenditures. For additional information, please contact the Procurement Office at 512.245.2521, or e-mail at [hub@txstate.edu](mailto:hub@txstate.edu).



Dan Alden (Apr 13, 2023 14:43 CDT)

Dan Alden

Procurement and Strategic Sourcing Director/Agency HUB Coordinator



*A Member of The Texas State University System*

## **OFFICE OF BUSINESS SERVICES**

---

### **756 – Fiscal 2023 Semi-Annual HUB Report Supplemental Letter**

Sul Ross State University (SRSU) continues in its “Good Faith Effort” to accelerate the University’s Historically Underutilized Business (HUB) participation. The University has developed and maintains several initiatives to promote HUB participation.

- *HUB Coordinator* – The University maintains a HUB Coordinator dedicated to assisting HUB vendors in marketing their products to our university and other area universities. The HUB Coordinator also works with University departments in refining the University’s good faith HUB participation efforts.
- *Outreach* – The University is committed to purchasing goods and services from certified HUBs and participates in various events and outreach measures throughout the year which generate HUB awareness for the University’s departmental needs. The following is a sampling of these activities for the first half of fiscal year 2023.

#### February

- Attended the Greater Houston Business Procurement Forum in Houston. They were excited to see SHSU and Sul Ross Universities together since it had been a little while. The HUB Coordinator attended and a Purchaser as well. We will be attending every month.

*Mentor/Protégé Program* – The University actively sponsors with Staples and Summus Industries as a Mentor/Protégé relationship, as well as Grainger and Bullchase.

Cynthia Tate Guajardo  
HUB Coordinator



Office of Procurement, Contracts and HUB Program

**757 – Fiscal 2023 Annual HUB Report Supplemental Letter**

West Texas A&M University remains diligently committed to uphold a Good Faith Effort that promotes and expands opportunities with certified Historically Underutilized Businesses in the state of Texas. It is the aim of the university to raise awareness throughout campus and the community on the HUB program through accomplishments, outreach and ongoing activities.

EOB's Attended:

- SMWVBO 2022 Conference, Dec 2022
- Americas SBDC at WTAMU Networking Luncheon, January 2023
- A&M System Wide HUB Meeting and HUB Expo, April 2023

Ongoing Activities:

- Assist HUB vendors with opportunities by posting all bids on ESD as well as reaching out to local HUB vendors.
- Attend construction pre-bid meetings to promote the HUB program and offer HUB Coordinator as a resource to identify HUB vendors for the General Contractor.
- Training sessions for departments on campus to inform on the HUB program and promote the use of HUB vendors.
- Audit and review of current and previous HUB reports to identify opportunities to strengthen the HUB program and provide a comprehensive overview to executive leadership.
- Annual review of the state of the universities HUB program with executive leadership.
- Identify opportunities for HUB vendors
- Identify local vendors who may be HUB eligible and help with application

The HUB program will continue to be a priority at West Texas A&M University, seeking out new mentor protégé agreements and assisting vendors to certify as HUBs. The HUB Coordinator is accessible to all vendors who are seeking information on the HUB program.

West Texas A&M University will continue to promote the HUB program and actively seek out opportunities to grow and promote the program.

Sincerely,

*Bryon McCafferty*

Bryon McCafferty  
Director of Procurement, Contracts and HUB Coordinator  
West Texas A&M University  
WT Box 61001, Canyon TX 79016  
bmccafferty@wtamu.edu



TEXAS TECH UNIVERSITY SYSTEM

## Facilities Planning and Construction™

### Re: 768-Fiscal 2023 Semi-Annual HUB Report Supplemental Letter

Texas Tech University System (768) presents this supplemental letter to the annual Historically Underutilized Business (HUB) report. This letter serves to recognize the University's additional efforts to increase HUB participation in the University's purchases and contracts. Texas Tech University System is committed to expanding our HUB participation through outreach efforts as briefly summarized below:

- Attended the HDWG meeting—9/22/22.
- Attended the HDWG meeting—10/20/22.
- Attended West Village II Design-Build Pre-Response Meeting—11/7/22 to promote HUB solicitation activity.
- HDWG meeting for 11/17/22—cancelled.
- Attended the Greater for Good HUB Procurement Strategy Offering Presentation—12/7/22.
- Continue to participate in State and local monthly meetings to discuss updates to purchasing, HUB, and contracting.
- Attended planning meeting for TTUS' booth at the 2023 Texas Tech University's Small Business Expo on June 6, 2023, to promote and solicit for new potential HUB vendors.

If you have any questions, please do not hesitate to contact me at 806-742-2116 or by email at [sayer.senter@ttu.edu](mailto:sayer.senter@ttu.edu).

Sincerely,

A handwritten signature in black ink, appearing to read "Billy Breedlove".

Billy Breedlove  
Vice Chancellor  
Texas Tech University System Historically Underutilized Business Coordinator



TEXAS TECH UNIVERSITY  
HEALTH SCIENCES CENTER™  
EL PASO

## Agency 774 - Fiscal 2023 Semi-Annual HUB Report Supplemental Summary Letter

Texas Tech University Health Sciences Center El Paso is committed to making good faith efforts to support, promote and include Historically Underutilized Businesses (HUB) in the procurement process and acquisition of goods and services for the institution. Being a healthcare and research institution TTUHSC El Paso is challenged to find qualified HUB's that can fulfill professional medical services contracts, offer the specialized major medical and laboratory equipment required by the institution as well as finding HUB's that can provide the pharmaceuticals required by our clinical and pharmacy operations. To meet the challenge of finding and engaging qualified HUB's the TTUHSC El Paso-HUB Office provides internal departmental training, conducts vendor and purchaser training, requires HUB outreach/inclusion in all solicitations and participates in outreach activities across the State.

Outreach efforts in FY 2023 included the attendance and participation at the following events:

- ACCESS 2023 Business Expo, Irving, TX
- 2023 Cooperative Purchasing Expo, El Paso, TX
- TTU 2023 Small and Historically Underutilized Business Expo, Lubbock, TX
- 3<sup>rd</sup> Annual Houston Business Matchmaker, Houston, TX

**Oscar Wilson**

Digitally signed by Oscar Wilson  
Date: 2023.04.14 15:12:37 -06'00'

---

Oscar Wilson, Purchasing, Lead Analyst/HUB Coordinator



***RE: Supplemental Letter for FY2023 Semi-Annual (Sept. 1, 2022-February 28, 2023)***  
**HUB Report for Agency Number 783**

The University of Houston uses the following to help increase HUB participation:

***Familiarizing HUBs about the System Procurement Process & Expanding the Number of Suppliers and Contractors*** UH hosted a virtual HUB Forum where (261) vendors had an opportunity to meet virtually with UH System and (42) state government representatives. In addition, UH partnered with the City of Houston Office of Business Opportunity, Harris County, and U.S. Small Business Administration to host the “Diversifying Your Procurement” event. The event included a panel of HUBs who shared vendor success stories and how they successfully navigated different agency requirements. One hundred & ninety-six (196) HUBs participated along with 25 state agency exhibitors. UH also hosted an in-person UH System Large Construction Projects Informational meeting where 217 HUBs participated.

***Creating New Business Opportunities along with Supporting the Growth & Development of HUBs*** UH HUB Operations, College of Technology-Construction Management (CM) Department and the National Association of Minority Contractors (NAMC) Construction Management Talent Pipeline program hosted its’ third cohort. The primary purpose of the class is to provide HUBs with knowledge to help them to become more competitive as a prime contractor for opportunities with UHS and other entities. During an interview with 2021 class participants the following information was shared: (3) were awarded prime contractor opportunities with other agencies and (8) planned to pursue prime contractor opportunities in 2022 and/or 2023. Interviews with 2020 class participants found: 8 out of 12 responded to solicitations as a prime. Three class participants received contracts with UH (1) Genesis Cabling obtained awards totaling \$541,336 (2) Gutier LLC received a contract \$243,860 and (3) MCA Communications was successful in receiving contracts totaling \$2,558,118.

***Heighten Awareness throughout the System of HUB Capabilities*** UH hosts an annual HUB vendor fair which consists of HUBs that can provide needed goods/services. In FY22, 41 UH Business Administrators and 23 HUB vendors participated of which six vendors received contracts totaling \$289,596.

***Improvement of Business Conditions Encountered by HUBs*** Ready, Willing & Able Matchmaking event seeks to help diversify and increase the pool of qualified HUBs for GCs to consider for subcontracting opportunities. Each participating University invited one GC, each GC invited one HUB vendor that they have worked with, and each HUB vendor invited another HUB vendor to participate.

***Conclusion*** UH continually seeks to improve its internal and external outreach, creating new programs, re-imagining existing programs, and eliminating programs that are not effective. One best practice UH is excited in sharing with the other campuses in FY23 is a more efficient method using Microsoft Power BI to develop state and UH requested HUB reports.



**UT Tyler**<sup>™</sup>

**HEALTH SCIENCE  
CENTER**

March 23, 2023

**SEMIANNUAL- SUPPLEMENTAL SUMMARY FOR FY2023  
HUB REPORT FOR AGENCY #785**

The University of Texas Tyler Health Science Center (UTTHSC) has made using Historically Underutilized Business (HUB) a continuing part of all its procurement strategies as demonstrated through its internal and external efforts to procure needed goods and services with these firms whenever these firms are available. UTTHSC provides a supportive outreach and community awareness to promote the HUB program through educating all purchasers on the HUB program through weekly meetings, HUB reports, and hosting HUB vendor presentations. In addition, Purchasing Services actively uses the Central Master Bidders List and its HUB information to make the greatest use of all-discretionary spending.

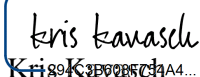
UTTHSC is a founding member of the Texas Universities HUB Coordinators Alliance (TUHCA) and was the President for FY2005-2006, which brings together the resources and experience of 14 North and Northeast Texas Universities HUB Coordinators to share program information.

As a healthcare and research institution, UTTHSC must contract for goods and services for which there is minimal, or no HUB sources identified such as some medical supplies. UTTHSC has partnered with Ardent, which is a Non-State entity. Given this arrangement, a number of these products are now purchased through Ardent using the contracts they hold for medical supplies, such as laboratory, chemicals, blood products, anesthesia, and pharmaceuticals.

UTTHSC supports the minority and women owned business through outreach efforts including participation in vendor fairs and hosting or co-hosting trade shows.

Sincerely,

DocuSigned by:

  
Kris Kowalski

Sr Vice President and Chief Financial Officer  
The University of Texas at Tyler Health Science Center

# **ATTACHMENT A - HUB REPORT PROCUREMENT CATEGORIES**

**ATTACHMENT – A**  
FISCAL 2023 SEMI-ANNUAL HUB REPORT  
PROCUREMENT CATEGORIES with EXPENDITURE (OBJECT) CODES

**Expenditure (Object) Code Categories Not Included:** benefits, claims and judgments, interfund transfers, interagency payments, investments, payment of interest, payment of principal, public assistance payments, rental and leases, utilities, salaries, wages, travel, grants, scholarships, real estate purchases, right-of-way, emergency abatement response, and other expenses as determined by the State of Texas Disparity Study.

Category	Object Code	Description
Heavy Construction Other than Building Contracts (01) Statewide HUB Goal, 11.2%	7270	Real Property - Infrastructure - Maintenance and Repair - Expensed
Heavy Construction Other than Building Contracts (01) Statewide HUB Goal, 11.2%	7347	Real Property - Construction in Progress/Highway Network - Capitalized (Restricted to TxDOT use only)
Heavy Construction Other than Building Contracts (01) Statewide HUB Goal, 11.2%	7356	Real Property - Infrastructure - Capitalized
Heavy Construction Other than Building Contracts (01) Statewide HUB Goal, 11.2%	7358	Real Property - Infrastructure/Preservation Costs - Expensed (Restricted to TxDOT use only)
Building Construction, including General Contractors and Operative Builders Contracts (02) Statewide HUB Goal, 21.1%	7336	Real Property - Facilities and Other Improvements – Capitalized
Building Construction, including General Contractors and Operative Builders Contracts (02) Statewide HUB Goal, 21.1%	7340	Real Property and Improvements - Expensed
Building Construction, including General Contractors and Operative Builders Contracts (02) Statewide HUB Goal, 21.1%	7341	Real Property - Construction in Progress - Capitalized
Building Construction, including General Contractors and Operative Builders Contracts (02) Statewide HUB Goal, 21.1%	7357	Real Property - Infrastructure/Preservation Costs – Capitalized
Special Trade Construction Contracts (03) Statewide HUB Goal, 32.9%	7266	Real Property - Buildings - Maintenance and Repair – Expensed
Special Trade Construction Contracts (03) Statewide HUB Goal, 32.9%	7338	Real Property - Facilities and Other Improvements - Maintenance and Repair - Expensed
Special Trade Construction Contracts (03) Statewide HUB Goal, 32.9%	7343	Real Property - Building Improvements - Capitalized
Special Trade Construction Contracts (03) Statewide HUB Goal, 32.9%	7344	Leasehold Improvements - Capitalized
Special Trade Construction Contracts (03) Statewide HUB Goal, 32.9%	7346	Real Property - Land Improvements - Capitalized

Special Trade Construction Contracts (03) <b>Statewide HUB Goal, 32.9%</b>	7354	Leasehold Improvements - Expensed
Professional Services Contracts (04, 05 & 09) <b>Statewide HUB Goal, 23.7%</b>	7245	Financial and Accounting Services (04)
Professional Services Contracts (04, 05 & 09) <b>Statewide HUB Goal, 23.7%</b>	7248	Medical Services (09)
Professional Services Contracts (04, 05 & 09) <b>Statewide HUB Goal, 23.7%</b>	7256	Architectural/Engineering Services (05)
Other Services Contracts (06) <b>Statewide HUB Goal, 26.0%</b>	7204	Insurance Premiums and Deductibles
Other Services Contracts (06) <b>Statewide HUB Goal, 26.0%</b>	7205	Employee Bonds
Other Services Contracts (06) <b>Statewide HUB Goal, 26.0%</b>	7206	Service Fee Paid to the Lottery Operator
Other Services Contracts (06) <b>Statewide HUB Goal, 26.0%</b>	7211	Awards
Other Services Contracts (06) <b>Statewide HUB Goal, 26.0%</b>	7216	Insurance Premiums - Approval by Board of Insurance and Attorney General
Other Services Contracts (06) <b>Statewide HUB Goal, 26.0%</b>	7218	Publications
Other Services Contracts (06) <b>Statewide HUB Goal, 26.0%</b>	7239	Consultant Services - Approval by Office of the Governor
Other Services Contracts (06) <b>Statewide HUB Goal, 26.0%</b>	7240	Consultant Services - Other
Other Services Contracts (06) <b>Statewide HUB Goal, 26.0%</b>	7242	Consulting Services - Information Technology (Computer)
Other Services Contracts (06) <b>Statewide HUB Goal, 26.0%</b>	7243	Educational/Training Services
Other Services Contracts (06) <b>Statewide HUB Goal, 26.0%</b>	7249	Veterinary Services
Other Services Contracts (06) <b>Statewide HUB Goal, 26.0%</b>	7253	Other Professional Services
Other Services Contracts (06) <b>Statewide HUB Goal, 26.0%</b>	7255	Investment Counseling Services
Other Services Contracts (06) <b>Statewide HUB Goal, 26.0%</b>	7257	Legal Services - Approval by the State Office of Administrative Hearings
Other Services Contracts (06) <b>Statewide HUB Goal, 26.0%</b>	7258	Legal Services
Other Services Contracts (06) <b>Statewide HUB Goal, 26.0%</b>	7259	Race Track Officials
Other Services Contracts (06) <b>Statewide HUB Goal, 26.0%</b>	7262	Personal Property - Maintenance and Repair - Computer Software -Expensed
Other Services Contracts (06) <b>Statewide HUB Goal, 26.0%</b>	7263	Personal Property - Maintenance and Repair - Aircraft – Expensed
Other Services Contracts (06) <b>Statewide HUB Goal, 26.0%</b>	7267	Personal Property - Maintenance and Repair - Computer Equipment -Expensed

Other Services Contracts (06) Statewide HUB Goal, 26.0%	7271	Real Property - Land - Maintenance and Repair – Expensed
Other Services Contracts (06) Statewide HUB Goal, 26.0%	7272	Hazardous Waste Disposal Services
Other Services Contracts (06) Statewide HUB Goal, 26.0%	7273	Reproduction and Printing Services
Other Services Contracts (06) Statewide HUB Goal, 26.0%	7274	Temporary Employment Agencies
Other Services Contracts (06) Statewide HUB Goal, 26.0%	7275	Information Technology Services
Other Services Contracts (06) Statewide HUB Goal, 26.0%	7276	Communication Services
Other Services Contracts (06) Statewide HUB Goal, 26.0%	7277	Cleaning Services
Other Services Contracts (06) Statewide HUB Goal, 26.0%	7281	Advertising Services
Other Services Contracts (06) Statewide HUB Goal, 26.0%	7284	Data Processing Services
Other Services Contracts (06) Statewide HUB Goal, 26.0%	7286	Freight/Delivery Service
Other Services Contracts (06) Statewide HUB Goal, 26.0%	7299	Purchased Contracted Services
Other Services Contracts (06) Statewide HUB Goal, 26.0%	7337	Real Property - Facilities and Other Improvements - Capital Lease
Other Services Contracts (06) Statewide HUB Goal, 26.0%	7350	Real Property - Buildings - Capital Lease
Other Services Contracts (06) Statewide HUB Goal, 26.0%	7366	Personal Property - Capital Lease
Other Services Contracts (06) Statewide HUB Goal, 26.0%	7367	Personal Property - Maintenance and Repair – Expensed
Other Services Contracts (06) Statewide HUB Goal, 26.0%	7368	Personal Property - Maintenance and Repair - Motor Vehicles - Expensed
Other Services Contracts (06) Statewide HUB Goal, 26.0%	7514	Real Property - Infrastructure - Telecommunications - Maintenance and Repair - Expensed
Other Services Contracts (06) Statewide HUB Goal, 26.0%	7516	Telecommunications - Other Service Charges
Other Services Contracts (06) Statewide HUB Goal, 26.0%	7526	Waste Disposal
Commodities Contracts (07 & 08) Statewide HUB Goal, 21.1%	7300	Consumables
Commodities Contracts (07 & 08) Statewide HUB Goal, 21.1%	7304	Fuels and Lubricants - Other
Commodities Contracts (07 & 08) Statewide HUB Goal, 21.1%	7307	Fuels and Lubricants - Aircraft
Commodities Contracts (07 & 08) Statewide HUB Goal, 21.1%	7309	Promotional Items
Commodities Contracts (07 & 08) Statewide HUB Goal, 21.1%	7310	Chemicals and Gases
Commodities Contracts (07 & 08) Statewide HUB Goal, 21.1%	7312	Medical Supplies



Commodities Contracts (07 & 08) <b>Statewide HUB Goal, 21.1%</b>	7315	Food Purchased by the State
Commodities Contracts (07 & 08) <b>Statewide HUB Goal, 21.1%</b>	7316	Food Purchased for Wards of the State
Commodities Contracts (07 & 08) <b>Statewide HUB Goal, 21.1%</b>	7322	Personal Items - Wards of the State
Commodities Contracts (07 & 08) <b>Statewide HUB Goal, 21.1%</b>	7324	Credit Card Purchases for Clients or Wards of the State
Commodities Contracts (07 & 08) <b>Statewide HUB Goal, 21.1%</b>	7325	Services for Wards of the State
Commodities Contracts (07 & 08) <b>Statewide HUB Goal, 21.1%</b>	7328	Supplies/Materials - Agriculture, Construction and Hardware
Commodities Contracts (07 & 08) <b>Statewide HUB Goal, 21.1%</b>	7330	Parts - Furnishings and Equipment
Commodities Contracts (07 & 08) <b>Statewide HUB Goal, 21.1%</b>	7331	Plants
Commodities Contracts (07 & 08) <b>Statewide HUB Goal, 21.1%</b>	7333	Fabrics and Linens
Commodities Contracts (07 & 08) <b>Statewide HUB Goal, 21.1%</b>	7334	Personal Property - Furnishings, Equipment and Other - Expensed
Commodities Contracts (07 & 08) <b>Statewide HUB Goal, 21.1%</b>	7335	Parts - Computer Equipment - Expensed
Commodities Contracts (07 & 08) <b>Statewide HUB Goal, 21.1%</b>	7351	Personal Property - Passenger Cars - Capital Lease
Commodities Contracts (07 & 08) <b>Statewide HUB Goal, 21.1%</b>	7352	Personal Property - Other Motor Vehicles - Capital Lease
Commodities Contracts (07 & 08) <b>Statewide HUB Goal, 21.1%</b>	7361	Personal Property - Capitalized
Commodities Contracts (07 & 08) <b>Statewide HUB Goal, 21.1%</b>	7365	Personal Property - Boats - Capitalized
Commodities Contracts (07 & 08) <b>Statewide HUB Goal, 21.1%</b>	7371	Personal Property - Passenger Cars - Capitalized
Commodities Contracts (07 & 08) <b>Statewide HUB Goal, 21.1%</b>	7372	Personal Property - Other Motor Vehicles - Capitalized
Commodities Contracts (07 & 08) <b>Statewide HUB Goal, 21.1%</b>	7373	Personal Property - Furnishings and Equipment - Capitalized
Commodities Contracts (07 & 08) <b>Statewide HUB Goal, 21.1%</b>	7374	Personal Property - Furnishings and Equipment - Controlled
Commodities Contracts (07 & 08) <b>Statewide HUB Goal, 21.1%</b>	7375	Personal Property - Aircraft - Capitalized
Commodities Contracts (07 & 08) <b>Statewide HUB Goal, 21.1%</b>	7376	Personal Property - Furnishings and Equipment - Capital Lease
Commodities Contracts (07 & 08) <b>Statewide HUB Goal, 21.1%</b>	7377	Personal Property - Computer Equipment - Expensed
Commodities Contracts (07 & 08) <b>Statewide HUB Goal, 21.1%</b>	7378	Personal Property - Computer Equipment - Controlled
Commodities Contracts (07 & 08) <b>Statewide HUB Goal, 21.1%</b>	7379	Personal Property - Computer Equipment - Capitalized
Commodities Contracts (07 & 08) <b>Statewide HUB Goal, 21.1%</b>	7380	Intangible Property - Computer Software - Expensed



Commodities Contracts (07 & 08) <b>Statewide HUB Goal, 21.1%</b>	7384	Personal Property - Animals - Expensed
Commodities Contracts (07 & 08) <b>Statewide HUB Goal, 21.1%</b>	7385	Personal Property - Computer Equipment - Capital Lease
Commodities Contracts (07 & 08) <b>Statewide HUB Goal, 21.1%</b>	7386	Personal Property - Animals - Capitalized
Commodities Contracts (07 & 08) <b>Statewide HUB Goal, 21.1%</b>	7393	Merchandise Purchased for Resale
Commodities Contracts (07 & 08) <b>Statewide HUB Goal, 21.1%</b>	7394	Raw Material Purchases
Commodities Contracts (07 & 08) <b>Statewide HUB Goal, 21.1%</b>	7395	Intangible - Computer Software - Purchased - Capitalized
Commodities Contracts (07 & 08) <b>Statewide HUB Goal, 21.1%</b>	7406	Rental of Furnishings and Equipment
Commodities Contracts (07 & 08) <b>Statewide HUB Goal, 21.1%</b>	7411	Rental of Computer Equipment
Commodities Contracts (07 & 08) <b>Statewide HUB Goal, 21.1%</b>	7415	Rental of Computer Software
Commodities Contracts (07 & 08) <b>Statewide HUB Goal, 21.1%</b>	7442	Rental of Motor Vehicles
Commodities Contracts (07 & 08) <b>Statewide HUB Goal, 21.1%</b>	7445	Rental of Aircraft
Commodities Contracts (07 & 08) <b>Statewide HUB Goal, 21.1%</b>	7449	Rental of Marine Equipment
Commodities Contracts (07 & 08) <b>Statewide HUB Goal, 21.1%</b>	7510	Telecommunications - Parts and Supplies
Commodities Contracts (07 & 08) <b>Statewide HUB Goal, 21.1%</b>	7512	Personal Property - Telecommunications Equipment - Capitalized
Commodities Contracts (07 & 08) <b>Statewide HUB Goal, 21.1%</b>	7517	Personal Property - Telecommunications Equipment - Expensed
Commodities Contracts (07 & 08) <b>Statewide HUB Goal, 21.1%</b>	7519	Real Property - Infrastructure - Telecommunications - Capital Lease
Commodities Contracts (07 & 08) <b>Statewide HUB Goal, 21.1%</b>	7520	Real Property - Infrastructure - Telecommunications - Capitalized
Commodities Contracts (07 & 08) <b>Statewide HUB Goal, 21.1%</b>	7521	Real Property - Infrastructure - Telecommunications - Expensed
Commodities Contracts (07 & 08) <b>Statewide HUB Goal, 21.1%</b>	7522	Telecommunications - Equipment Rental

## **ATTACHMENT B - HUB REPORT COMPONENTS**

## **ATTACHMENT – B** **HUB REPORT COMPONENTS**

### **SECTION I: EXECUTIVE LETTER AND SUMMARY**

- **The Executive Letter** summarizes major trends in State spending with historically underutilized businesses (HUBs).
  
- **The Executive Summary** provides statistical information regarding the number and ethnic/gender composition of HUBs and outlines State spending with HUBs by major procurement category, type of purchasing, and ethnicity/gender.

### **SECTION II: STATEWIDE TOTALS**

This section provides statewide totals for each procurement category, including all reported state agency expenditure data.

- **FUND TYPE COLUMN**
  - **T = Treasury Funds**  
Funds maintained in the state treasury and reported by the Comptroller's Office for each state agency and institution of higher education.
  
  - **N = Non-Treasury Funds**  
Funds maintained locally and reported by state agencies and institutions of higher education.
  
  - **S = Subcontractor Funds and Procurement Card HUB Purchases**  
Payments made to HUBs by a Prime Contractor with a state agency or institution of higher education. This column also includes purchases made from HUBs using the State of Texas procurement card.
  
  - **TC = Term Contracts**  
Payments made from Treasury and Non-Treasury funds to term contract vendors. In accordance with Texas Government Code 2161, Term Contracts will be subtracted from each agency's total expenditures and shown under Statewide Purchases Awarded and Managed by Texas Comptroller of Public Accounts' TPASS Division (Section VI).
  
- **TOTAL EXPENDITURES COLUMN**  
Total Expenditures (HUBs and Non-HUBs) paid under allowable object codes for the reporting period.
  
- **TOTAL SPENT WITH NON-HUBs AMOUNT (PERCENT) COLUMN**  
Total dollar amount and percentage paid to Non-HUBs during the reporting period.
  
- **TOTAL SPENT WITH HUBs AMOUNT (PERCENT) COLUMN**  
Total dollar amount and percentage paid to HUBs during the reporting period.
  
- **TOTAL SPENT WITH HUBs BY ETHNICITY AND/OR GENDER AMOUNT (PERCENT)**  
Total dollar amount and percentage paid to the HUBs by ethnicity/gender.
  
- **STATEWIDE GRAND TOTAL EXPENDITURES AMOUNT (PERCENT)**  
Grand totals and percentages for each column.

### **SECTION III: STATEWIDE ANALYSIS OF AWARDS**

- **STATEWIDE ANALYSIS OF TOTAL AWARDS**

Provides the total number of HUBs and non-HUBs receiving awards, including total expenditures and percentages.

- **STATEWIDE ANALYSIS OF AWARDS TO CERTIFIED HUBs BY ETHNICITY/GENDER**

Provides a detailed analysis of awards made to HUBs by ethnicity and gender, including total expenditures and percentage of awards to each ethnic group and gender.

- **STATEWIDE ANALYSIS OF AWARDS TO CERTIFIED HUBs BY PROCUREMENT CATEGORY**

Provides a detailed analysis of awards made to HUBs by procurement category, including total expenditures and percentage of awards in each procurement category.

- **STATEWIDE ANALYSIS OF AWARDS TO CERTIFIED HUBs BY PROCUREMENT CATEGORIES AND OBJECT CODES**

Provides a detailed analysis of awards made to HUBs by procurement categories and object codes, including total expenditures and percentage of awards in each procurement category and object code.

- **STATEWIDE ANALYSIS OF AWARDS TO CERTIFIED HUBs BY OBJECT CODE**

Provides a detailed analysis of awards made to HUBs by object codes, including total expenditures and percentage of awards in each object code.

### **SECTION IV: STATE AGENCY RANKINGS**

- **TOP 50 AGENCIES BY TOTAL EXPENDITURES**

The top 50 state agencies and institutions of higher education listed by total amount of HUB reportable expenditures. List includes total HUB spending and HUB spending as a percent of total expenditures.

- **TOP 25 AGENCIES SPENDING MORE THAN \$5 MILLION WITH LARGEST PERCENTAGE SPENT WITH HUBS**

The top 25 state agencies and institutions of higher education spending more than \$5 million with the largest percentage of HUB expenditures.

- **TOP 25 AGENCIES SPENDING MORE THAN \$5 MILLION WITH SMALLEST PERCENTAGE SPENT WITH HUBS**

The top 25 state agencies and institutions of higher education spending more than \$5 million with the smallest percentage of HUB expenditures.

- **AGENCIES SPENDING MORE THAN \$25,000 WITH \$0 SPENDING WITH HUBS**

Agencies with expenditures greater than \$25,000 with \$0 spending with HUBs.

### **SECTION V: GROUP PURCHASING**

According to Texas Government Code, § 2161.122(d), a state agency participating in a group purchasing program shall send to the Comptroller in the agency's report under Section 2161.121 a separate list of purchases from historically underutilized businesses that are made through the group purchasing program, including the dollar amount of each purchase allocated to the reporting agency. This section provides a summary of state agencies and institutions of higher education that participate in a group purchasing program.

## **SECTION VI: STATEWIDE PURCHASES AWARDED & MANAGED BY THE CPA's SPD, & by TFC**

This section provides a summary of purchases awarded and managed by the SPD for Open Market Purchases and Term Contracts, and the Architectural and Engineering (A&E) and Construction projects awarded and managed by the TFC.

## **SECTION VII: STATE AGENCY EXPENDITURE DATA**

Similar to the format for Section II, this Section provides individual state agency expenditures. This section includes agency number, name, fund type, total expenditures, total spent with non-HUBs, and total spent with HUBs.

## **SECTION VIII: STATE AGENCY SUPPLEMENTAL SUMMARY REPORTS**

- **BUSINESSES PARTICIPATING IN STATE BOND ISSUANCES**  
State of Texas bond issuers are required to report to the TPASS Division the number of HUBs and Non-HUBs who participated in the agency's bond issuances.
- **TOTAL NUMBER OF BIDS AND/OR PROPOSALS RECEIVED**  
Agencies and institutions of higher education are required to report to the TPASS Division all bids, quotes, offers, and proposals received in the format prescribed by the TPASS Division.
- **TOTAL STATE AGENCY CONTRACTS AWARDED**  
Agencies and institutions of higher education are required to report to the TPASS Division all contracts (competitive and non-competitive) awarded in the format prescribed by the TPASS Division.
- **SUPPLEMENTAL LETTERS**  
State agencies and institutions of higher education are not required to submit a supplemental letter as part of the HUB Report. However, the TPASS Division provides agencies and institutions of higher education the option to submit a supplemental letter in order to provide additional information regarding agency HUB program activities.

**ATTACHMENT C - HUB REPORTING PROCEDURES**

**FISCAL 2023 SEMI-ANNUAL  
STATEWIDE HISTORICALLY UNDERUTILIZED BUSINESS  
(HUB) REPORTING PROCEDURES**

**TABLE OF CONTENTS**

<b>1. General Information</b>	<b>2</b>
<b>2. Format for the Semi-Annual and Annual HUB Reports</b>	<b>2</b>
<b>3. State of Texas HUB Goals</b>	<b>3</b>
<b>4. HUB Expenditure Credit</b>	<b>4</b>
<b>5. Expenditure (Object) Codes Included in HUB Report (Attachment A)</b>	<b>4</b>
<b>6. Reporting of Supplemental Data</b>	<b>5</b>
<b>7. Supplemental Summary Letter (Optional)</b>	<b>7</b>
<b>8. Reporting of Payment Data</b>	<b>7</b>
<b>9. Electronic Data Format and Data Submission Process</b>	<b>8</b>
<b>10. Draft Report Review</b>	<b>12</b>
<b>11. Reporting of Treasury Funds</b>	<b>12</b>
<b>12. Reporting of Non-Treasury Funds</b>	<b>13</b>
<b>13. Reporting of Term Contracts</b>	<b>15</b>
<b>14. Reporting of Subcontractor Funds</b>	<b>15</b>
<b>15. Avoiding HUB Subcontract Discrepancies</b>	<b>17</b>
<b>16. Department of Information Resources (DIR) Purchases</b>	<b>18</b>
<b>17. Texas Public Finance Authority (TPFA)</b>	<b>18</b>
<b>18. Reporting of Procurement Card HUB Purchases</b>	<b>18</b>
<b>19. Reporting of Group Purchases Program</b>	<b>20</b>
<b>20. HUB Report Exclusions</b>	<b>21</b>
<b>21. Inter-Government Payment Exclusion Application</b>	<b>21</b>
<b>22. On-line HUB Report</b>	<b>22</b>
<b>23. Contact Information</b>	<b>22</b>

## 1. General Information

According to Texas Government Code, Chapter 2161, the Office of the Comptroller of Public Accounts (CPA) is responsible for managing the Statewide Historically Underutilized Business (HUB) Program for minority- and women-owned businesses. CPA is required to compile a semi-annual and annual report of contracts awarded to HUBs by state agencies and institutions of higher education. The report documents expenditures in six (6) procurement categories identified as Heavy Construction, Building Construction, Special Trade, Professional Services, Other Services and Commodity Purchases. The report also documents the total dollar amount of contracts awarded. This report must be submitted to the presiding officer of each House of the Legislature and the Joint Committee.

Electronic versions of the HUB Reports are available on-line free of charge at this link [Final Posted HUB Reports](#)

## 2. Format for the Semi-Annual and Annual HUB Reports

The format for the HUB Report reflects six (6) procurement categories. The report shows one state agency or institution of higher education per page. The comptroller object (expenditure) codes that are inclusive to compiling the HUB Report are identified on **Attachment A**.

The HUB Report contains total expenditure data for Treasury, Non-Treasury, subcontracting, group purchasing, term contract, and procurement card purchases. ***It is the responsibility of each state agency and institution of higher education to ensure the accuracy of their expenditure and supplemental data (e.g., Treasury, Non-Treasury, credit card, subcontracting, bond issuance, bids and proposals received, and competitive and non-competitive contracts awarded).***

Following the procedures herein, each state agency and institution of higher education will report their **Non-Treasury, subcontracting, group purchasing, term contract, and procurement card expenditures** online to the CPA using the on-line HUB Reporting System at this link [HUB Report Login Page](#)

The Comptroller's Office shall report the **Treasury expenditures** of each state agency and institution of higher education.

Object codes for benefits, claims and judgments, interfund transfers, interagency payments, investments, payment of interest, payment of principal, public assistance payments, rentals and leases, utilities, salaries, wages, travel, grants, scholarships, real estate purchases, rights-of-way, emergency abatement response, and other expenses, as determined by the 2009 State of Texas Disparity Study (as defined by 34 TAC § 20.281), will be excluded from the HUB Report.

See **Attachment A** for a list of Comptroller object codes used to prepare the HUB Report. Expenditures must be reported to the CPA according to the following legislatively mandated timelines. If the due date for the HUB Report expenditure data falls on a weekend, all data will be due on the Friday before the weekend.

The **Treasury, Non-Treasury, subcontract, and term contract** data received for the semi-annual reporting period (September 1 - February 28 or 29) and the CPA will compile the annual reporting period (September 1 - August 31) of the current Fiscal Year. The system electronically cross-references the State's certified HUB Directory to search for the first 11 digits of the Vendor Identification Number (VID). All VID number matches will be used to record the state agencies' and institutions' total dollar amount of contracts awarded to certified HUB vendors.

The HUB Report identifies for each state agency, institution of higher education, and the State as a whole, the total expenditures with all vendors, the total spent with Non-HUBs, and the total spent with certified HUBs. The CPA Statewide HUB Program certifies businesses by ethnicity and gender and by service disabled veteran status. Minority men and women certified as HUBs are counted as an ethnic minority. The "American Woman" category includes all American Women other than Black American, Hispanic American, Asian-Pacific American, Native American or Service-Disabled Veteran.



HUB Eligible Groups are identified as follows:

- AI** = Native American
- AS** = Asian-Pacific American
- BL** = Black American
- HI** = Hispanic American
- DV** = Service-Disabled Veteran
- WO** = American Woman

Agency and Institution of Higher Education data for the consolidated total expenditures; (Treasury, Non-Treasury, subcontracting, delegated, open market, term contracts, emergency, proprietary, catalogue, exempt, etc.) must be reported to the CPA according to these reporting procedures and legislatively mandated timelines.

**SEMI-ANNUAL REPORTING PERIOD**  
**September 1 through February 28 or 29 of the current Fiscal Year**

- HUB Report Data Submittal Deadline Year March 15<sup>th</sup> of the current Fiscal Year
- CPA HUB Report Due Date May 15<sup>th</sup> of the current Fiscal Year

**ANNUAL REPORTING PERIOD**  
**September 1 through August 31 of the current Fiscal Year**

- HUB Report Data Submittal Deadline Fiscal Year September 15<sup>th</sup> of the current
- CPA HUB Report Due Date Year November 15<sup>th</sup> of the current Fiscal

**3. State of Texas HUB Goals**

There are six procurement categories and each procurement category has a HUB goal (see table below). The six procurement categories and HUB goals are from 34 TAC § 20.284. Pursuant to Section 2161.002(c), the HUB goals are based on the 2009 State of Texas Disparity Study. (See Table 2.2)

For more details on HUB Goals, please refer to 34 TAC § 20.284.

Table 2.2

<b>Procurement Category</b>	<b>HUB Goal</b>
<b>Heavy Construction</b>	<b>11.2%</b>
<b>Building Construction</b>	<b>21.1%</b>
<b>Special Trade</b>	<b>32.9%</b>
<b>Professional Services</b>	<b>23.7%</b>
<b>Other Services</b>	<b>26.0%</b>
<b>Commodity Purchases</b>	<b>21.1%</b>

#### 4. HUB Expenditure Credit

State agencies and institutions of higher education will receive HUB credit for payments made to HUBs certified by the CPA within the reporting period. Certification is determined by verifying that the 11-digit VID number used for HUB certification matches the 11-digit VID number used for issuing the purchase order and making the payment. Representatives of the Statewide HUB Program may access the Comptroller's Texas Identification Number System (TINS) to verify the payment history under the VID number submitted by the vendor on the HUB certification application. **(This verification does not automatically confirm the correct assigned VID).**

If a state agency or institution of higher education determines that there is a discrepancy between the VID number identified in the HUB Directory, TINS and/or their payment records, the agency/institution of higher education should notify the vendor, and contact a representative of the Statewide HUB Program at 512-463-5872 or 1-888-863-5881. The CPA will conduct research, and the vendor record will be updated accordingly. CPA will notify the requesting entity regarding the correct VID number for the certified HUB. The CPA and the agency's Accounting Office must also update the vendor's record.

- ◆ **HUB Credit** - State agencies and institutions of higher education **will receive** HUB credit for payments made to 11-digit VID numbers that were a certified HUB for any period of time during the current fiscal year. Payments meeting this criterion are added to the total expenditure column and HUB expenditure column.
- ◆ **No HUB Credit** - State agencies and institutions of higher education **will not receive** HUB credit for payments made to 11-digit VID numbers that were not a certified HUB for any period during the current fiscal year. Payments meeting this criterion are added to the total expenditure column and are considered to be Non-HUB expenditures.

If a vendor's HUB status was active (i.e. HUB status code "A") for any period of time during the current fiscal year's reporting period, state agencies and institutions of higher education will receive HUB credit for the payments that were awarded to the HUB vendor during the entire fiscal year (retroactive).

There are eleven Status Codes in the CPA HUB Directory. These status codes are identified below in table 4.1:

Table 4.1

A - Active*	I - Inactivated*	R - Rejection
D - Decertified*	M - Returned Mail*	V - Vendor Requested Removal*
G - Graduated*	N - Not HUB	X - Audit Removal*
O - Old VID Number*	P - Pending	

\*Note: Provided that the VID number was HUB certified/active during the current fiscal year's reporting period, state agencies and institutions of higher education will receive HUB credit for payments made to VID numbers displaying these HUB status codes.

State agencies and institutions of higher education are encouraged to reference the "**HUBs Active During Current Fiscal Year Master File (hub\_name.dat)**" online at [Active HUBS this Fiscal year](#) which is a list of vendors who have been a Texas certified HUB (i.e., HUB status code "A") for at least one day during the current fiscal year. For the purposes of producing the HUB Reports, payments that are awarded during the current fiscal year to the Vendor ID Numbers contained within this file will be counted as HUB expenditures.

#### 5. Expenditure (Object) Codes Included in HUB Report (Attachment A)

The object codes included in the HUB Report have been reviewed and developed by a subcommittee of the HUB Cooperative Committee, which evaluated all existing Comptroller object codes. The subcommittee reviewed each object code definition and made a determination whether to include or exclude the object code. The selection criteria allows and includes all object codes that pertain to the purchase of goods, services, and public works contracts and excludes all object codes that pertain to benefits, claims and judgments, interfund transfers, interagency payments, investments, payment of interest, payment of principal, public assistance payments, rental and leases, utilities, salaries, wages, travel, grants, scholarships, real estate purchases, right-of-way, emergency, abatement response, and other expenses as determined by the 2009 State of Texas Disparity Study. Total expenditures are awarded contracts with allowable object codes, which are actually paid from Treasury and Non-Treasury funds. This includes delegated, open market, term contract, proprietary, emergency, and exempt purchases.

The 2009 State of Texas Disparity Study used a list of object codes and corresponding procurement categories to

identify results of state agency expenditures and utilization of HUBs. The CPA includes these object codes as part of the HUB Report.

*For the purpose of the HUB Report, an object code is either entirely included or entirely excluded.* Therefore, if a contract is awarded under an excluded object code, then HUB credit cannot be received because the contract dollars are not part of the state agency's or the institution's total expenditures. CPA encourages the state agencies and institutions to seek creative options to report good faith efforts and contract opportunities from the excluded object codes. It may require state agencies and institutions to shift from the current way of coding an excluded contract by breaking down the contract and using included object codes for coding part of the contract. See the examples below:

**Example #1: 7666 - Medical Services and Specialties** - The Health and Human Services Commission (HHSC) has a large client service contract with National Heritage Insurance Company (NHIC). NHIC is the Health Care Financing Program's Prime Contractor for processing insurance claims for the Texas Medicaid Program. This contract is classified under object code 7666 (an exempt code). NHIC subcontracted part of the contract with a HUB. Since the NHIC contract is not part of the base for this state agency's or the institution's total expenditures, HUB subcontracting cannot be reported. In order for HHSC to receive HUB subcontracting credit, all expenditures under 7666 must be included, not just the NHIC contract. This would adversely affect HHSC's overall percentage and would greatly influence other state agencies and institutions as well. For example, the NHIC contract could be coded as follows:

If the NHIC contract was a \$10 million contract and the actual payments made by NHIC to clients for medical reimbursements were \$7 million, the remaining \$3 million would be the amount paid to NHIC for administering this client reimbursement contract. CPA proposes that only \$7 million (actual client reimbursements) should be coded as 7666. The other \$3 million should be coded under an object code from the list of object codes used to compile the HUB Report which will best describe the service that NHIC is performing. All questions regarding expenditure codes should be directed to the Comptroller's Office, Claims Division, at 512-463-4850. Any other contracts with related administrative fees must be included under the same selected object code so that HHSC can hold NHIC accountable for subcontracting with HUBs. HHSC can then submit the HUB subcontractor dollars and receive credit on the HUB Report.

**Example #2: 7462 - Rental of Office Buildings or Office Space** - HHSC has very large leasing contracts throughout the state. The expenditure (object) code for leasing (7462) is currently exempt from the HUB Report. However, within a lease contract, there are contracting opportunities where a good faith effort could be made. A lease contract can be broken down to reflect the actual services performed within the contract. For example, at a minimum, the following object codes could be used to report services included in a full lease or a net lease contract: **7277 - Cleaning Services; 7271 - Real Property - Land - Maintenance and Repair - Expensed; and 7266 - Real Property Buildings - Maintenance and Repair-Expensed.**

Breaking down the lease contracts with these included expenditure codes allows HHSC to hold the lessor accountable for subcontracting with HUBs. HHSC can now be measured on all transactions that are within the included expenditure codes and receive full credit through the HUB Report for their committed efforts. **All subcontracting must be reported under the same object code under which the Prime Contractor was paid.**

## 6. Reporting of Supplemental Data

In accordance with Texas Government Code § 2161.122, state agencies and institutions of higher education shall report the following information to the CPA. Historically Underutilized Business (HUB) information must be reported by ethnicity and gender. The supplemental data must be submitted on-line through the HUB Reporting System at this link [HUB Report Login Page](#)

Approximately mid-February and mid-August, as a courtesy, the CPA's Statewide HUB Program will send the state agencies and institutions of higher education reminder notices for the submission of their semi- annual and annual HUB Report data, respectively.

### - **Businesses Participating in State Bond Issuances** *(Applicable to State Bond Issuers Only)*

State agencies and institutions of higher education **who issue bonds** are required to report to the CPA the total number of businesses (HUB and Non-HUB) that participate in bond issuances.

### - **HUBS Submitting Bids / Proposals**

**All** state agencies and institutions of higher education are required to report to the CPA the total number of HUBs submitting bids and/or proposals for the purchase of goods and services.

Types of bids (quotes or offers) and proposals include:

- Delegated Purchases (including informal and formal bids)
- Open Market Bids
- Information Technology Bids / Proposals
- Request for Proposals / Competitive Sealed Proposals
- Emergency Bids
- Proprietary Bids
- Term Contract Bids (applicable to CPA's Statewide Purchasing Division)
- Scheduled Purchase Bids (applicable to CPA's Statewide Purchasing Division)

**- Number of Contracts Awarded**

**All** state agencies and institutions of higher education are required to report to the CPA the total number of contracts awarded (HUB and Non-HUB) for the purchase of goods and services.

The number of contracts awarded to HUBs should include:

- Delegated Purchases
- Open Market Purchases
- Information Technology Purchases
- Emergency Purchases
- Proprietary Purchases
- Term Contracts (applicable to CPA's Statewide Purchasing Division)
- Scheduled Purchases (applicable to CPA's Statewide Purchasing Division)

**Note:** For the purposes of reporting contracts, state agencies and institutions of higher education should not report purchases that were made using the state procurement card. These purchases are not individual contracts for HUB Reporting. Individual requisitions against a blanket purchase order or against an IDQ (Indefinite Delivery Quantity) should not be counted as individual contracts.

**Resolving Supplemental Data Errors**

- The number of contracts Awarded to HUBS for each ethnic and gender category cannot be larger than the number of bids/proposals received for that category. (See image 6.1)
- To remove the error messages and save, the supplemental data must be corrected in each ethnic and gender category to reflect a larger pool of applicants than contract awardees.

Image 6.1

NUMBER OF BIDS AND/OR PROPOSALS RECEIVED														
Ethnic and Gender Categories		AS		BL		HI		AI		WO		DV	Non-HUB	HUB TOTAL
	M	F	M	F	M	F	M	F	M	F	M			
HUB Bids/Proposals Received	6	5	5	0	4	4	1	0	5	0			104	27
Number of Bids/Proposals Received (HUB and Non-HUB)	Grand Total for your Agency:											131		
NUMBER OF CONTRACTS AWARDED TO HUBS														
Ethnic and Gender Categories		AS		BL		HI		AI		WO		DV	Non-HUB	HUB TOTAL
	M	F	M	F	M	F	M	F	M	F	M			
HUB Contracts Awarded (Competitive)	4	6	8	0	5	1	2	0	7	0			116	148
HUB Contracts Awarded (NonCompetitive)	1	37	39	0	17	1	9	0	41	0			737	145
Agency Contracts Awarded (HUB and Non-HUB)	Grand Total for your Agency:											1146		

In the above example for AS, F there were 5 bids received, but 43 contracts awarded. This cannot happen.

## 7. Supplemental Summary Letter (Optional)

In accordance with 34 TAC § 20.284(e), state agencies and institutions of higher education may also demonstrate good faith under this section by submitting a supplemental letter with documentation to the CPA with its HUB Report or legislative appropriations request identifying its progress, including, but not limited to the following, as prescribed by the CPA:

- ◆ Identifying the percentage of contracts awarded to women-owned, minority-owned and/or service-disabled veteran-owned businesses that are not certified as HUBs
- ◆ Demonstrating that a different goal, that is identified in § 20.284(b), was appropriately given for the state agency's/institution's mix of purchases;
- ◆ Demonstrating that a different goal was appropriately given for the particular qualifications required by the state agency/institution for its contracts; or
- ◆ Demonstrating assistance to non-certified HUBs in obtaining certification with the CPA.

The Supplemental Letter **must** outline a state agency's or institution of higher education's good faith effort regarding procurement opportunities for HUBs. The Supplemental Letter should provide a comprehensive representation of the state agency's/institution's efforts and may address any unique purchasing requirements not directly reflected within the totals and percentages.

Supplemental Letters are limited to one page (front side only) on the state agency's/institution's official stationary letterhead.

- The first line should be the reference line, including the state agency /institution's 3-digit identification number.  
**EXAMPLE: "999 - Fiscal 20XX Annual HUB Report Supplemental Letter"**
- Do not include date, address, or salutation line
- **Font size** should be at least **10 point**, and **Margins** should be at least **1 inch**
- The letter must be signed, preferably by the state agency's/institution's *Executive Director, Purchasing Director, and/or HUB Coordinator*
- Include a point of contact, as well as the agency address, phone number, and/or e-mail address.

Supplemental Letters, which include negative language regarding other state agencies or institutions of higher education, will NOT be published. The subject of the summary must be directly related to your agency's or institution's outreach and good faith effort.

**NOTE:** The one page Supplemental Letter is optional. If submitted, the letter must adhere to the guidelines specified above, and must be received no later than **5:00 PM, Thursday, October 10** at the Texas Comptroller of Public Accounts via email at [HUB.HUBReportData@cpa.texas.gov](mailto:HUB.HUBReportData@cpa.texas.gov).

**Supplement Letters must be of high resolution, properly centered, free of erroneous marks and must comply with 508 Accessibility Program standards.**

## 8. Reporting Of Payment Data

**Non-Treasury Funds:** Non-Treasury funds are funds that are **not maintained** in the State Treasury. State agencies and institutions of higher education with Non-Treasury funds are required to submit payment data electronically to the CPA via the HUB Reporting System at this link [HUB Report Login Page](#). The payment data includes subcontracting, group purchasing, term contract, and procurement card purchases.

**Treasury Funds:** Treasury funds are funds deposited and maintained in the State Treasury. The Comptroller's Office will submit each of the state agencies' and institutions of higher education's Treasury fund payments made (not processed) during the reporting period for the purchases of goods, services, and public works contracts

(which include delegated, open market, term contracts, proprietary, emergency and exempt purchases) applicable to the approved object codes listed on Attachment A.

### 9. Electronic Data Format and Data Submission Process

- Create your HUB Report data file. The electronic payment information for the HUB Report **must be in plain text format with a “.txt” extension**. No MS Word, Excel, or other types of files will be accepted.
  - **It is highly recommended that the data is grouped by record type in separate files.**
    - If there are errors in one record type that cannot be resolved, we can remove only the portion with the errors and the rest of the data can still be viewed during the draft periods.
  - The payment data must be stored in the following sequence (see Table 9.1 and Example 9.2):

Table 9.1

Field Name	Field Length	Field Specifications
♦ Agency Code	5 characters	Fill with leading zeroes
♦ Vendor Identification # (VID)	11 characters	No dashes, spaces, or alpha characters
♦ Vendor Name	20 characters	Uppercase letters, with trailing spaces (no tabs or special characters)
♦ Object Code	4 characters	The four-digit object code must be on the approved list of object codes
♦ Dollar Amount	12 characters	The first nine (9) characters must be whole dollars or zeros followed by a decimal point with the two (2) remaining characters identifying the cent values. All dollar values must be preceded by leading zeros. If reporting a negative dollar amount, the first character (41) must be a hyphen (dash).
♦ Type of Record	1 character	N = Non-Treasury S = Subcontracting G = Group Purchasing H = Credit Card

Example 9.2

```
|--5-|-----11-----|-----20-----|4-|-----12-----|1|
0099915209401020BATTERIES  INC          7300-00006320.88G
0099915209401020BATTERIES  INC          7400-00000340.81G
0099919413818337BIO-RAD    LABORATORIES7310000000093.00G
0099919426404653GENERAL  MEDICAL CORP7300000000684.54G
0099919426404653MCKESSON  GENERAL  MED73000000002632.90G
```

**NOTE:** The sets of numbers identified in the first line of the example indicate the number of characters for each section.

When saving your payment data in an electronic format, begin the file name with your agency number. Also, if you submit multiple files, specify the file type (i.e. **S** - Subcontracting, **G** - Group, **H** - Credit Card).

**Example: 999\_FY16.TXT; or 999\_FY15S.TXT; or 999\_FY16G.TXT; or 999\_FY16H.TXT**

- Access the on-line HUB Reporting System at this link [HUB Report Login Page](#) enter your email address and password for accessing this portal. **If you have forgotten your password, click the “Forgot Password” link and your password will be sent to your e-mail account (as registered in the HUB Coordinators contact list).** If you do not have a password and/or user name, please contact Erin Bennett at [erin.bennett@cpa.texas.gov](mailto:erin.bennett@cpa.texas.gov).

- If the reporting period or draft is not currently open, you will only see the View All Valid HUBs link.
- If the reporting period has begun, you will see additional options as shown below. (See Image 9.3)
  - **View All Valid HUBs File**
  - **Submit Initial HUB Report Payment Data File(s)**- To load a new Payment file
  - **Search Confirmations & Resubmit**- View the summary or delete your loaded files
  - **Enter New or Revised Supplemental Data**
  - **Email HUB Report Payment Summary**- For sending yourself an email of the file summary
- To submit a new payment file, select **“Submit Initial HUB Report Payment Data File(s)”**

Image 9.3



## HUB Reporting

**User logged in :**

User Identification

**Erin Bennet**

**Agency 304**  
 COMPTROLLER OF PUBLIC ACCOUNTS  
 FAMIS  
 eben731@cpa.texas.gov  
 (512) 123-4567

[Return to Portal](#)

[Logout](#)

Wed Jun 07 11:01:49 CDT 2017 Current year is: 2017

### HUB Report Submit Menu

---

[View All Valid HUBs File](#)

---

[Submit Initial HUB Report Payment Data File\(s\)](#)

---

[Search Confirmations & Resubmit](#)

---

[Enter New or Revised Supplemental Data](#)

---

[Email HUB Report Payment Summary](#)

- Your Agency number and the reporting period will be auto populated.
- Next, click the **“Choose File”** button, browse to your file location, and choose the data file you want to submit. (The file must be in plain text format with a “.txt” extension. No MS Word, Excel, or other types of files will be accepted.) When you click **“Open”** the file name will appear to the right of the Choose File Button, then click submit. (See image 9.5)

Image 9.5

## HUB Reporting

**User logged in :**

User Identification

**Erin Bennet**

**Agency 304**  
 COMPTROLLER OF PUBLIC ACCOUNTS  
 FAMIS  
 eben731@cpa.texas.gov  
 (512) 123-4567

[Return to Portal](#)

[Logout](#)

**Submit Initial HUB Report Payment Data File(s)**

Home / Submit Payment Data / Search Confirmations & Resubmit

Non-Treasury, Sub-Contracting, Procurement Card, Group Purchasing and Term Contracts ONLY

**Agency Number** (Select from drop down)

**Fiscal Year**

**Reporting Period**

**Select File**  710\_FY17.txt

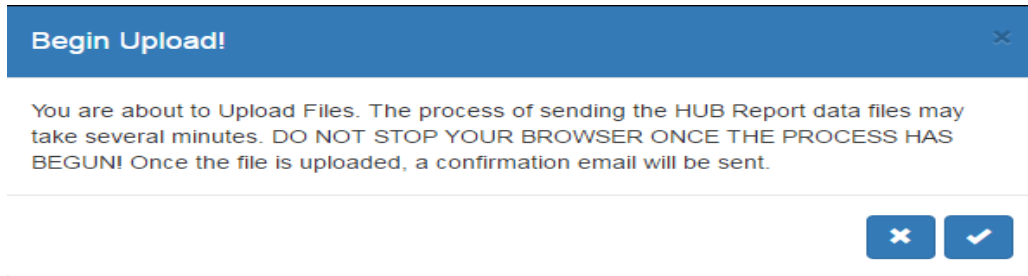


After you click the “**Submit**” button, the data will be uploaded and validated simultaneously.

**IMPORTANT: You will get a message warning you not to close your browser while this process occurs. If you do close your browser before you have received your validation results, the upload will not complete properly and your HUB Report expenditures may not be accurate.** (See Image 9.6)

- Select the check button to proceed with loading the file.
- Select the X to cancel and load a different file.

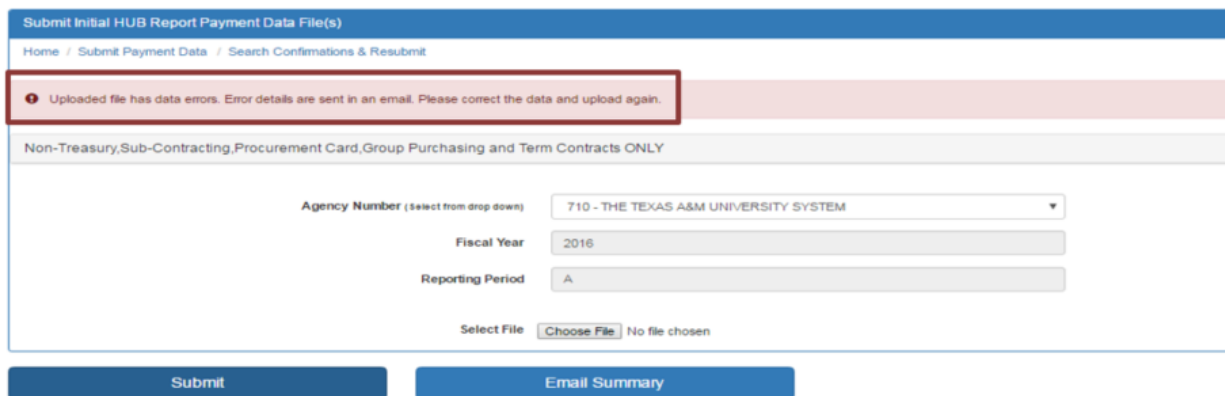
Image 9.6



- You will receive a confirmation message when the process is complete either identifying any errors that existed in the file (see image 9.7) or confirming and summarizing the file load. (see image 9.9)

### Load Error Warning

Image 9.7



- You will be sent an email with an attachment showing the lines that have errors, below is an example of the report and the section of the loaded data file containing the errors.

### Example of Emailed Load Error Report

Line Number 5. Invalid Type of record 00S. Valid values are A|B|C|G|H|S|N.

"0071012002687353Gessner Engineering 72560000000000.00S"

Line No: 18 Invalid format. Please make sure all records are fixed length of 53 characters and data in correct format.

Image 9.8 shows the sample load that contains the above errors.



Image 9.8

### Example Data File Loaded With Errors

```
0071012002687353Gessner Engineering 7256000000000000.00S
0071012004155953Soji Services dba Me7341000000000000.00S
0071012005396226JQ Infrastructure 7256000033500.00S
0071012005635003Belknap Concrete 7341000000000000.00S
0071012007531291Gerald Nunn Electric73410000018936.00S
0071012008421476Mendes Ent 7341000000000000.00S
0071012012361734Edward & Leona Fowle7341000000000000.00S
0071012012738626Cen Tex Hydroseed 7341000000000000.00S
0071012018612569River City Waste 7341000000000000.00S
0071012020867870Henderson Rogers 7256000020063.00S
0071012020867870Henderson Rogers 7341000000000000.00S
0071012021122960Kieschnick General C7341000410882.55S
0071012024199759CC Creations LTD 7341000000000000.00S
0071012025409082Texas Tap 3410000000000000.00S
```

- In the example above, the first line (Line Number 5) has an error because there are too many zeros in front of the decimal throwing off the column alignment.
- In the example above, the bottom line (Line No: 18) has an error because the object code is missing the leading 7. It should be 7341 not 341.
  - You will need to fix the lines with the errors and reload the file.

### Successful Load (Image 9.9)

File Processing Messages

Home / Submit Payment Data / Search Confirmations & Resubmit

DATA VALIDATION SUMMARY FOR AGENCY 710 - THE TEXAS A&M UNIVERSITY SYSTEM

Validation Summary Item	Value
NUMBER OF RECORDS SUBMITTED	292
NUMBER OF RECORDS EXCLUDED	0
SUB TOTALS OF RECORDS EXCLUDED BY TYPE AND AMOUNT	
TOTAL \$ OBJ CODE EXCLUSIVE USE BY LOTT COMM	\$0.00
TOTAL \$ OBJ CODE EXCLUSIVE USE BY TXDOT	\$0.00
TOTAL \$ OBJ CODE EXCLUSIVE USE BY CPA	\$0.00
TOTAL \$ FOR TIBH VID RECS	\$0.00
TOTAL \$ FOR TEXAS CORRECTIONAL VID RECS	\$0.00
TOTAL \$ FOR INTERAGENCY VID PAYMENT RECS	\$0.00
TOTAL \$ FOR NON-REPORTABLE OBJ CODES	\$0.00
TOTAL \$ AMOUNT FOR EXCLUDED RECORDS	\$0.00
TOTAL \$ FOR RAW FILE	\$32,433,164.47
TOTAL \$ AMOUNT FOR EXCLUDED RECORDS	\$0.00
TOTAL \$ AMOUNT FOR RECORDS ACCEPTED	\$32,433,164.47

File was added successfully!  
The file name you provided to CPA was 710\_FY17.txt and your confirmation number is 6675. These have been emailed to your CPA address of record.  
Please keep the confirmation number and file name, as they will be necessary if you choose to modify the data.  
NOTE: A confirmation email with upload summary is sent to eben731@cpa.texas.gov.

Submit Another Payment Data      Resubmit Payment Data

- If you have other data, files to submit you can choose “**Submit Another Payment Data**”.
- To view, delete, or resubmit your loaded payments choose “**Resubmit Payment Data**”.
- If you are done, you can select “**Home**” from the navigation at the top of the page.

### Data Resubmission Process

To resubmit corrected data or to make corrections during the draft review periods, follow these steps:

1. Login to the HUB Reporting System as you did to submit the original data. Click on “**Search Confirmations & Resubmit**”.
2. You can see all of your currently loaded files with the number of records and the dollar amount for the file. From here, you can delete any files by selecting the delete button next to the file you want to remove, and then confirm the deletion. To upload a new file select “Submit Payment Data” from the navigation at the top of the report and follow the instructions from the initial file load.

**\*\*Notice you can check for duplicate files and verify your confirmation numbers, totals**

and file names at any time during the initial reporting or draft periods by using the “Search Confirmations & Resubmit” link.\*\*

List of Currently Submitted Files (Image 9.10)

Confirmation Number	File Name	Submitted By	Submitted Date	Number Of Records	File Total	Delete
6,674	710_FY17.bt	Erin Bennet	Jun 7, 2017 11:16:08 AM	292	\$32,433,164.47	
6,675	710_FY17.bt	Erin Bennet	Jun 7, 2017 11:34:10 AM	292	\$32,433,164.47	
6,677	P card 710_FY17.bt	Erin Bennet	Jun 7, 2017 1:42:42 PM	250	\$27,993,995.71	

[✉ Email Confirmations](#)

If you have any questions about this process, please contact Erin Bennett at 512-463-4840 or [erin.bennett@cpa.texas.gov](mailto:erin.bennett@cpa.texas.gov)

### 10. Draft Report Review

As a courtesy to state agencies and institutions of higher education, the CPA compiles each agency's expenditure data and places it on the CPA website in a Draft Report format prior to publishing the Final HUB Report. The Draft Report allows state agencies and institutions of higher education to review their expenditure data and make any necessary corrections prior to publication of the final report. There will be two separate Draft Report periods for both the Semi-Annual and the Annual HUB report.

**It is the responsibility of each state agency and institution of higher education to determine the accuracy of their entity's expenditure data.** If the agency discovers any inaccuracies, they must resubmit their entire data file(s) on-line through the HUB Reporting System at this link [HUB Report Login Page](#).

**Note, corrections and resubmissions to your agency/university's data may only be done during the two draft review periods.**

**If the agency fails to resubmit their corrected data files by the deadline, CPA will have to remove any of the agency's data causing the errors and your HUB data will not be visible in during the draft period.**

### 11. Reporting of Treasury Funds (Data Loaded by the Comptroller's Office)

Treasury funds are funds deposited and maintained in the State Treasury. These are payments made (not processed) from Treasury funds during the reporting period. They are purchases of goods, services, and public works contracts (which include delegated, open market, term contracts, proprietary, emergency, and exempt purchases) from the approved/included list of object codes. These payments are processed and reported by the Comptroller's Office for each state agency and institution of higher education. The Treasury data reported will be identified by using the Comptroller's object codes listed on **Attachment A. State agencies, which only have Treasury funds and do not use subcontractors or the agency procurement card, do not need to report expenditure data to CPA.**

**The Treasury funds will be loaded by the Comptroller's office and will be viewable by the agency during the Draft periods of the HUB Report.**

**Note:** The contract identifier is requested because CPA must identify and report all Term Contracts (automated, scheduled, non-automated, and delegated). These would be the ones with the Purchase Category Codes (PCC) of **A** = automated term contracts, **B** = scheduled purchases, and **C** = non-automated term contracts.

### 12. Reporting of Non-Treasury Funds (All State Agencies/Institution)

Non-Treasury Funds are funds, which are not deposited or maintained in the State Treasury. These are payments made (not processed) from Non-Treasury funds during the reporting period. These purchases of goods, services, and public works contracts (which include delegated, open market, term contracts, proprietary, emergency and exempt purchases) from the approved/included list of object codes. These payments are processed through a local bank (not through the Comptroller's Office) and must be reported by each state agency or institution. The Non-Treasury expenditure data will be reported to CPA by each state agency or institution of higher education that has Non-Treasury funds, in accordance with the timelines and guidelines set by the Legislature. Using the approved Comptroller's object codes listed in Attachment A will identify the Non-Treasury data reported. Note state agencies/institutions may remove payments made to governmental entities prior to submitting file(s). All other payment data noted above must be reported.

**Format for Electronically Submitting Non-Treasury (Local Funds) Data (Programmer's Format)**

State agencies and institutions of higher education submitting Non-Treasury ("N") data for the HUB Report are required to submit the detail summary records of each Non-Treasury payment made during the reporting period. Agencies and institutions must submit their payment data on-line through the HUB Reporting System at this link [HUB Report Login Page](#)

ASCII or text detail records with the following fields (see Table 12.1 and Example 12.2):

Table 12.1

Field Name	Field Length	Field Specifications
♦ Agency Code	5 characters	Fill with leading zeroes (i.e., 00999 or HW14).
♦ Payee/Vendor Identification # (VID)	11 numeric characters	If the PIN contains more than 11 numeric (PIN/VID) characters, submit only the first 11. No dashes or spaces.
♦ Vendor Name	20 characters	Uppercase. If less than 20 characters, fill in with spaces after vendor name.
♦ Object Code	4 characters	The 4-digit object code must be on the approved/included list of object codes.
♦ Dollar Amount	12 characters	The first nine (9) characters must be whole dollars or zeros followed by a decimal point with the two (2) remaining characters identifying the cent values. Leading zeros must precede all dollar values. If reporting a negative dollar amount, the first character (41) must be a hyphen (dash).
♦ Type of Record	1 character	Use "N" to identify Non-Treasury data including payments to Procurement Card Vendor (Citibank)  "A", "B", or "C" to identify Non-Treasury term contract payments. Do not report twice. If non- Treasury <u>and</u> a term contract use "A", "B", or "C".  A, B, & C purchases made through treasury should not be included in your file load. CPA will load those record for you.

Example 12.2

The following are EXAMPLE records submitted by Agency 999:

```

|--5-|-----11-----|-----20-----|---4-|-----12-----|1|
0099917514873201BAILEY BOILER WORKS 7286000004635.65N
0099914528870315SACHEM GROUP, THE 7286000003159.00A
00999 11349946506CITIBANK 7327000003000.00N
0099917601161528NATEX CORPORATION 7324000001000.50H
0099917514873201BAILEY BOILER WORKS 7286000004635.65N

```

**NOTE:** The sets of numbers identified in the first line of the example indicate the number of characters for each section.

- ◆ In the first record, agency 999 paid vendor 17514873201, BAILEY BOILER WORKS, under object code 7286, a total of \$4,635.65 from Non-Treasury funds.
- ◆ In the second record, agency 999 paid vendor 14528870315 SACHEM GROUP, under object code 7286, a total of \$3,159.00 for a term contract payment from Non-Treasury funds.
- ◆ In the third record, agency 999 paid vendor 11349946506, CITIBANK, under object code 7327, a total of \$3,000.00 using Non-Treasury funds.
- ◆ In the fourth record, agency 999 made a credit card purchase from vendor 17601161528, NATEX CORPORATION, under object code 7324, a total of \$1,000.50.

**Note:** If a VID is submitted in an invalid format (not enough or too many numbers or the wrong prefix or check digit is used), then the VID cannot be validated to determine HUB status or term contract vendor status.

### 13. Reporting of Term Contracts

Term Contracts (automated, scheduled, non-automated, books and library reference materials on contract) will be identified and verified by the Purchase Category Code (PCC) and the vendor identification number (VID). In accordance with Texas Government Code § 216.122 (e), Term Contract expenditures will be subtracted from each agency's base total and will be shown under CPA's Statewide Purchasing Section VI of the HUB Report. It is an agency's or institution's responsibility to identify expenditures against term contracts by entering the correct PCC in USAS when processing a payment voucher. The PCCs A, B, and C will be used to identify the term contract expenditures paid from both Treasury and Non-Treasury funds. Non-Treasury term contracts must be reported and identified (i.e., "A", "B", or "C") for the Semi-Annual and Annual HUB Reports. The state agency or institution will identify purchases from State Term Contracts, which have been paid from Non-Treasury funds so that those purchases may be included in the CPA's Statewide Purchasing Section VI.

**Note:** The CPA is verifying and validating the Treasury and Non-Treasury term contract payments identified through PCCs A, B, or C. If the VID for term contract payment can be verified as a term contract vendor with CPA, then it will be subtracted from the agency's or institution's base total expenditures and shown in CPA's Statewide Purchasing Section VI. If the VID for a term contract payment cannot be verified as a term contract vendor with CPA, then the payment will remain in the agency's base total expenditures. These payments will be shown in the agency's or institution's section of the HUB Report (Section VII). If a VID is submitted, in an invalid format, (not enough or too many numbers, or the wrong prefix or check digit is used) then the VID cannot be validated to determine HUB status or term contract status. CPA includes the Term Contract vendor's VID number in the contract on the website.

### 14. Reporting of Subcontractor Payments (All State Agencies/Institutions)

Subcontractor Funds are payments made to CPA certified HUBs by a Prime Contractor or supplier under contract with the State. State agencies and institutions of higher education must submit the subcontracting participation for all Non-HUB contracts for the purchase of goods, services, and public works contracts paid (not processed) during the reporting period in accordance with Texas Government Code, § 2161.122 (b).

HUB subcontracting **double reporting is not allowed on the HUB Report**. An agency or institution may receive 100% HUB credit participation if the Prime Contractor is a HUB and performs at least 25% of the work. The contracting agency or institution of higher education may submit subcontracting data to any tier until a HUB subcontractor is utilized. Once credit for doing business with a HUB is received, **no more credit** can be received, even if that HUB further subcontracts with another HUB.

As part of a provision of the HUB Subcontracting Plan (HSP), the respondent must submit monthly compliance reports (Prime Contractor Progress Assessment Report – PAR) to the contracting agency, verifying their compliance with the HSP, including the use/expenditures they have made to subcontractors. The PAR form is available at this link

[HUB Subcontracting Form.](#)

For example, to receive credit for HUB subcontracting, state agencies and institutions of higher education must require their Prime Contractors to report HUB subcontracting. Progress of subcontract amounts actually paid to Texas certified Prime Contractors submitting invoices for payments to the paying agency or institution should document HUBs in writing. The reporting agency should ensure the accuracy of the data reported by the Prime Contractor. The Prime Contractor payment data can be verified with the HUB subcontractor or by requiring the Prime Contractor to submit copies of canceled checks payable to the subcontractor with the subcontracting report to the agency. The state agency or institution of higher education must submit detail summary records to CPA of each HUB subcontractor payment made by a Prime Contractor to each HUB vendor for the specific object code, which is being used to pay the Prime Contractor. CPA will determine the total spent with Prime Contractors for each object code reported from the consolidated data reported for each object code. This procedure for submitting data must be followed for each object code in which an agency or institution wants to receive credit for HUB subcontracting (such as the object codes relating to construction, legal, engineering, janitorial, etc.).

**Format for Submitting Subcontract Data Electronically (Programmer's Format)**

State agencies and institutions of higher education submitting subcontract ("S") data for the HUB Report are required to submit the detail summary records of each subcontract payment made by a Prime Contractor to each HUB vendor for each specific object code. The total spent with Prime Contractors for each object code reported will be determined from the consolidated data reported for that object code. Agencies and institutions can submit their subcontracting data on-line through the HUB Reporting System at this link [HUB Report Login Page.](#)

ASCII or text detail records with the following fields (see Table 14.1 and Example 14.2):

Table 14.1

Field Name	Field Length	Field Specifications
◆ Agency Code	5 characters	Fill with leading zeroes (i.e., 00999 or 0HW14).
◆ Payee/Vendor Identification # (VID)	11 numeric characters	If the PIN contains more than 11 numeric (PIN/VID) characters, submit only the first 11. No dashes, spaces, or alpha characters.
◆ Vendor Name	20 characters	Uppercase. If less than 20 characters, fill in with spaces after vendor name.
◆ Object Code	4 characters	The 4-digit object code must be the same object code that was used to pay the Prime Contractor and must be on the HUB Report's approved/included list of object codes.
◆ Dollar Amount	12 characters	The first nine (9) characters must be whole dollars or zeros followed by a decimal point with the two (2) remaining characters identifying the cent values. Leading zeros must precede all dollar values. If reporting a negative dollar amount, the first character (41) must be a hyphen (dash).
◆ Type of Record	1 character	"S" to identify Sub-Contractor payments paid to the prime contractor in order to receive HUB credit for this non direct payment method.

## Example 14.2

### The following are example detail records submitted by Agency 999:

```
|--5-|-----11-----|-----20-----|---4-|-----12-----|1|
0099917601799384BLUE BOY VENDING      7341000300000.00S
0099917426913301RADCON INC             7341000200000.00S
```

**NOTE:** The sets of numbers identified in the first line of the example indicate the number of characters for each section.

In the records identified, agency 999 is identifying a payment made to a HUB subcontractor. PIN/VID number 17601799384, BLUE BOY VENDING processed under object code 7341 (the same object code used to pay the Prime Contractor) for \$300,000.00. A second payment was made to a HUB subcontractor with PIN/VID number 17426913301, RADCON INC. This HUB subcontractor was processed under object code 7341 for \$ 200,000.00. The total spent with Prime Contractors for object code 7341 will be derived from the consolidated Non-HUB total (Treasury + Non-Treasury) paid within this object code. If this object code total is less than the HUB subcontractor amount submitted for this object code, the records will be rejected and an exception report will be generated. The CPA will notify the agency of the discrepancy. If the discrepancy can be documented and resolved within 24 hours, the data records will be corrected. A HUB subcontractor cannot be paid more than the Prime Contractor.

## 15. AVOIDING HUB SUBCONTRACT DISCREPANCIES

During previous HUB Reporting periods, CPA has discovered discrepancies from agencies that submitted HUB subcontracting data. CPA identifies discrepancies in the following ways:

- 1) When comparisons are made between an agency's reported Non-HUB Prime Contractor expenditures and an agency's reported HUB subcontractor expenditures for the same object code. HUB subcontracting payments must not be more than the Non-HUB Prime Contractor payments.
- 2) HUB subcontracting double reporting is not allowed. An agency can submit HUB subcontracting dollars to any tier level until a HUB subcontractor is paid. Once HUB credit is received, HUB reporting is not allowed beyond the first level reported.
- 3) There are object codes that are allowed on the HUB Report and object codes that are not allowed. If an agency reports expenditures under object codes which are not allowed, the data records are not reported on the HUB Report.
- 4) The HUBs included in the agencies' HUB subcontracting data must be CPA HUB certified (under the VID number in the CPA HUB directory) in order for an agency to receive HUB credit on the Statewide HUB Report. When discrepancies occur, CPA will contact the agency and request corrected data files. In addition, HUB subcontracting should only be reported to CPA when the Prime Contractor is a Non-HUB vendor. If the Prime Contractor is a HUB, the expenditures are recorded as a 100% HUB direct payment, not as a HUB subcontractor payment.

## EXAMPLES FOR SUBMITTING HUB SUBCONTRACTING DOUBLE REPORTING CLARIFICATIONS

**Questions: Can second (2nd) tier HUB Subcontracting be reported? What is HUB Subcontracting double reporting?**

**Answer:** You can submit HUB subcontracting dollars to any tier level until a HUB subcontractor is paid under the object codes that are allowed on the HUB Report. However, HUB subcontracting double reporting is not allowed. For example, once an agency receives HUB credit, whether it is at the prime level (first level/tier) or subcontractor (second or third level/tier), HUB subcontracting reporting is not allowed beyond the level/tier at which HUB dollars are reported and HUB credit is received. Here are a few examples:

### First Level HUB Credit

If your agency uses a CPA-Certified HUB Prime Contractor (first level/tier) who performs at least 25% of the work, you will receive 100% HUB credit participation at the first level. You will want to track any subcontracting performed to ensure that the HUB prime is performing at least 25% of the contract, but you may not report HUB subcontracting because you are already receiving 100% credit. Reporting additional HUB subcontracting would be double reporting. The HUB prime vendor may subcontract with other HUB(s), but those HUB subcontracting dollars may not be reported. Subcontracting should be tracked only to ensure the HUB prime vendor is performing at least 25% of the contract.

**EXAMPLE:**

If you award a \$100,000 contract to a CPA-Certified HUB vendor, your agency will receive \$100,000 or 100% HUB credit. If this HUB Prime Contractor subcontracts \$10,000 or 10% with another HUB and your agency reports these dollars, your agency would be reporting \$110,000 or 110% of HUB credit. Since the contract is, for only \$100,000 this would be double reporting \$10,000.

**Second Level HUB Credit**

If your agency uses a Prime Non-HUB Contractor, you may request the Prime Non-HUB Contractor to meet the good faith effort of subcontracting with HUB(s). Your agency may submit subcontracting data for the CPA certified HUB(s) utilized as a 1st level/first tier source for the Prime Non-HUB Contractor.

**EXAMPLE:**

If you award a \$100,000 contract to a Prime Non-HUB Contractor (1st level/tier), and this Prime Non-HUB Contractor subcontracts \$10,000 or 10% with a CPA certified HUB (2nd level/tier) and your agency reports these dollars, your agency would be reporting \$10,000 or 10% of HUB credit.

**Third Level HUB Credit**

If your agency utilizes a Prime Non-HUB Contractor, and the subcontractor is also a Prime Non-HUB Contractor (1st level/tier), and the subcontractor is also a Prime Non-HUB Contractor (this is considered the 2nd level/tier vendor), and the 2nd level/tier Non-HUB Subcontractor utilizes a CPA certified HUB subcontractor 3rd level/tier, your agency may report the 3rd level/tier HUB subcontracting. After this level (the level at which HUB subcontracting is utilized and reported) no additional HUB subcontracting credit can be received, even if the 3rd level/tier HUB further subcontracts with a 4th level/tier HUB.

**EXAMPLE:**

If you award a \$100,000 contract to a Prime Non-HUB Contractor (1st level/tier), and this Prime Non-HUB Contractor subcontracts \$10,000 or 10% with a Non-HUB Subcontractor (2nd level/tier) and the Non-HUB subcontractor further subcontracts \$1,000 or 1% of total to original contract with a CPA certified HUB (3rd level/tier) and your agency reports the HUB subcontracting (3rd level/tier), your agency would report and receive \$1,000 or 1% HUB credit. If you have any further questions or need additional information, please contact the Statewide HUB Program at 512-463-5872.

**16. Department of Information Resources (DIR) Purchases**

State agencies and institutions of higher education should not report Non-Treasury **purchases that DIR made** on their behalf (i.e. data center services, shared services, etc.). Note HUB subcontracting payments from purchases your agency/institution made directly utilizing a contract procured through DIR are reportable by your agency/institution for HUB credit. If you have questions about your agency's DIR detail records, please contact DIR HUB Coordinator Representatives, Theresa Williams at 512-475-4638 or [theresa.williamson@dir.texas.gov](mailto:theresa.williamson@dir.texas.gov) .

**17. Texas Public Finance Authority (TPFA) Purchases**

TPFA enters in USAS the purchasing agency's number in the "comp/agy obj" field. The CPA pulls the purchasing agency's number from the "comp/agy obj" field and replaces TPFA's agency number 347 for all master lease purchases made out of Fund 735, Appropriation 05755 by the Texas Public Finance Authority, and reports it with the Treasury data. **For reconciliation purposes, a column has been added to the agency detail data to identify TPFA purchases.** An agency may view its detail data on-line at this link [HUB Report Login Page](#) during the draft periods, or final report.

**18. Reporting of Procurement Card HUB Purchases**

**Applicable only to state agencies and institutions of higher education participating in the procurement card program.**

The procurement card is a payment method and is not to be used to circumvent any statutory or regulatory purchasing requirements, (e.g., use of CMBL for obtaining three bids with a minimum of two bids from HUBs, etc.). Procurement card purchases made with Treasury funds are identified through PCC H (not PCC A), and Citibank's VID number. These payments made to Citibank's VID number with Treasury funds will be reported by the CPA for each agency. If the VID is identified as a payment to Citibank, it will remain in each agencies' and institution of higher education's total expenditure



base.

State agencies and institutions of higher education using Non-Treasury funds are **required** to submit the detail summary records of the total payments made to the procurement card vendor Citibank during the Semi-Annual and Annual HUB Reporting periods. These direct payments to Citibank using Non-Treasury funds should be reported to CPA in the ASCII format below using an "N" as the type-of-record identifier.

In addition, an agency or institution of higher education may **choose** to track and report HUB expenditures when using the procurement card as a method of payment to offset or improve its overall HUB expenditures. If an agency or institution of higher education decides to track and report this data, then it must be reported to CPA in the ASCII format below using an "H" as the type-of-record identifier.

Agencies and institutions can submit their procurement card data on-line through the HUB Reporting System at this link [HUB Report Login Page](#).

ASCII or text detail records with the following fields (see Table 18.1 and Example 18.2):

Table 18.1

Field Name	Field Length	Field Specifications
♦ Payee/Vendor Identification # (VID)	11 numeric characters	If the PIN contains more than 11 numeric (PIN/VID) characters, submit only the first 11. No dashes, spaces, or alpha characters.
♦ Vendor Name	20 characters	Uppercase. If less than 20 characters, fill in with spaces after vendor name.
♦ Object Code	4 characters	The 4-digit object code must be the same object code that was used to pay Citibank and must be on the HUB Report's included list of object codes.
♦ Dollar Amount	12 characters	The first nine (9) characters must be whole dollars or zeros followed by a decimal point with the two (2) remaining characters identifying the cent values. Leading zeros must precede all dollar values. If reporting a negative dollar amount, the first character (41) must be a hyphen (dash).
♦ Type of Record	1 character	"N" to identify Non-Treasury payments made to Citibank for all procurement card purchases; "H" to report and identify purchases made directly to HUBs using the procurement card as the method of payment to receive HUB credit.

Payments made to Citibank using Non-Treasury funds **must** be reported to CPA by the state agencies and institutions of higher education using these types of funds. Purchases made to HUBs using the procurement card as the method of payment **may** be reported to CPA at the option of the agency or institution of higher education. Please note that payments made to Citibank using Treasury funds **will be** reported by the CPA for each agency or institution of higher education.

**Below are example records that must be submitted by agencies when reporting their Non-Treasury payments to Citibank and their HUB expenditures:**

Example 18.2

| --5- | -----11----- | -----20----- | -4- | -----12----- | 1 |



0099911352664707CITIBANK 7324001800344.84N  
 0099917605650245GLOBE OFFICE PRODUCT7324000001901.56H  
 0099917605650245GLOBE OFFICE PRODUCT7324000000029.47H

**NOTE:** The sets of numbers identified in the first line of the example indicate the number of characters for each section.

- ◆ In the first record, agency 999 paid vendor 11352664707, CITIBANK, under object code 7324 a total of \$1,800,344.84 using Non-Treasury funds.
- ◆ In the second record, agency 999 paid vendor 17605650245, Globe Office Products under object code 7324 a total of \$1901.56 using the procurement card.
- ◆ In the second record, agency 999 paid vendor 17605650245, Globe Office Products under object code 7324 a total of \$29.47 using the procurement card.

By adding the two records identified with the "H", it can be determined that the total purchased from HUBs with the procurement card for this reporting period was \$1,931.03. The Citibank Non-Treasury payments will be added to the CitiBank Treasury payments reported by the Comptroller for each agency for a grand total paid to the Citibank by each agency. The total spent with HUBs must be less than or equal to the total payments reported for the CitiBank by the Comptroller's Office for Treasury funds and by the agency for Non-Treasury funds, if applicable. If the HUB totals are not less than or equal to the total paid to the Citibank, the data will be considered inaccurate and will be rejected by the CPA HUB Reporting programs.

**Note:** Agencies and institutions can submit test data at any time during the reporting period to ensure that the electronic ASCII format of the data submitted is correct. The test data should be submitted at least **two weeks** before the timelines specified in these procedures to verify correct format and to allow time for format changes. Late reporting will not be accepted.

**19. Reporting of Group Purchasing Program (All State Agencies/Institutions of Higher Education)**

According to Texas Government Code, § 2161.122(d), a state agency participating in a group purchasing program shall send to the Comptroller in the agency's report under Section 2161.121 a separate list of purchases from historically underutilized businesses that are made through the group purchasing program, including the dollar amount of each purchase allocated to the reporting agency. The total dollar amount of all object codes reported will form the total group purchasing expenditure for each agency or institution from which the percentage of HUB purchases is derived.

**Although these group purchasing payments are also reflected in the total expenditure column of the consolidated HUB Report, CPA is required to include each agency's or institution's participation in this program and include amounts spent with HUBs in a separate section (Section V) of the HUB Report in accordance with Texas Government Code, Chapter 2161.**

"G" records must also be reported as part of your detail records as either Treasury "T" or Non-Treasury "N" depending on source of funding used when making payment. "G" records are technically reported twice (first, as a detail expenditure, and secondly, to separately identify those agencies or institutions that are participating in a group purchasing program).

**Format for Electronically Submitting Group Purchasing Program (the Programmer's Format)**

State agencies/institutions of higher education participating in a Group Purchasing Program are required to submit the detail summary records for each object code which the agency or institution participates. Agencies and institutions can submit their group purchasing data on-line through the HUB Reporting System at this link [HUB Report Login Page](#)

ASCII detail records with the following fields (see Table 19.1 and Example 19.2):

Table 19.1

Field Name	Field Length	Field Specifications
◆ Vendor/Payee Identification# (VID)	11 numeric characters	If the PIN contains more than 11 Numeric number (VID/PIN) characters, submit only the first 11. No dashes, spaces, or alpha characters.

◆ Vendor Name	20 characters	Uppercase. If less than 20 characters, fill in with spaces after vendor name.
◆ Object Code	4 characters	The 4-digit object code must be on the approved/included list of object codes.
◆ Dollar Amount	12 characters	Fill with leading zeroes. First nine characters are whole dollars, the next character is a period, and the last two are decimals. Fill with leading zeroes. If the amount is negative, replace the first leading zero with a dash ("-").
◆ Type of Record	1 character	"G" to identify separately Group Purchases. If group purchases are made with non-treasury funds you will also need to submit that purchase as an "N" record.

Example 19.2

The following is an example detail record submitted by agency 999:

```
|--5-|-----11-----|-----20-----|-4-|-----12-----|1|
0099919543470181WALKERS ELECTRONICS 7312000250000.00G
```

**NOTE:** The sets of numbers identified in the first line of the example indicate the number of characters for each section. In this record, agency 999 is identifying a payment made to vendor 19543470181, WALKERS ELECTRONICS processed under object code 7312 for \$250,000.00 through the participation of a Group Purchasing Program.

**Note:** Legislation mandates that Group Purchasing participation be reported for the Semi-Annual and Annual HUB Report separately. Each group purchasing payment made from Non-Treasury funds must also be reported as a Non-Treasury detail record, which will be included in the Non-Treasury base for total expenditures. The Comptroller will report any payments made from Treasury funds.

**20. HUB Report Exclusions**

- **Interagency Payments -** Interagency Payments are excluded if the agency's Comptroller assigned identification number, not the agency's federal identification number, is used for payment. State agencies and institutions of higher education are encouraged not to use the federal identification number when making interagency payments if they want the payment to be excluded.

For interagency payments to be excluded from the HUB Report, the Comptroller assigned identification number, which is a 9-digit base number for all state agencies/institutions of higher education, must be used. This number is pre-fixed with a three (3) and includes the agency's 3- digit agency code repeated three times. For example, CPA's Comptroller assigned identification number is 3-304304304-2.

Interagency payments may also be excluded using the Inter-Governmental Payment Exclusion applications.

- **Texas Industries for the Blind and Handicapped (TIBH) payments,** using the following vendor identification number 17419760511, are excluded.
- **Texas Correctional Industries, Inc. (TCI) payments,** using the following vendor identification number 17460014313 or 36966966966 are excluded.

**21. Inter-Governmental Payment Exclusions Application**

- During the 1st Draft Period of the report, agencies are able to view and exclude payments made to other governmental entities utilizing Treasury funds.
  - View your HUB report draft data

- Go to “Exclude Government Expenses”
- You can use the filter search to locate the government entity’s name
- Check the box of any government payments that need to be excluded
- You can view all the excluded payments by clicking “View Selected”
- After selecting all the government payments to exclude then click “Submit”
- You will be able to view the updated HUB report data during the 2nd Draft Period to verify the accuracy of the HUB data and make any further changes if necessary. (See Image 21.1)
- **Note the 2<sup>nd</sup> Draft Period will be the last opportunity an agency/university has to make corrections to their HUB data.**

Image 21.1

Filter Search

Filter ....

View Selected Submit

Agency	Recordtype	Category Code	Object Code	Vendor Name	Amount	Cat Description	DIR Flag	VID	<input type="checkbox"/>	<input type="checkbox"/>
304	Treasury	03	7266	CARL KUMAR	\$2,800.00	Special Trade		70055340809	<input type="checkbox"/>	<input type="checkbox"/>
304	Treasury	03	7266	HOLZMAN GROUP LTD	\$1,383.27	Special Trade		17427385822	<input type="checkbox"/>	<input type="checkbox"/>
304	Treasury	03	7266	KNIGHT SECURITY SYST	\$90,470.22	Special Trade		12031864908	<input type="checkbox"/>	<input type="checkbox"/>
304	Treasury	03	7266	MCCOY-ROCKFORD INC	\$26,674.69	Special Trade		12744023297	<input type="checkbox"/>	<input type="checkbox"/>
304	Treasury	03	7266	MCCOY-ROCKFORD INC D	\$21,755.55	Special Trade		17425107640	<input type="checkbox"/>	<input type="checkbox"/>
304	Treasury	03	7266	NORTH TEXAS INSTALLA	\$2,600.00	Special Trade		13840304367	<input type="checkbox"/>	<input type="checkbox"/>

## 22. ON-LINE HUB REPORT

Electronic versions of the HUB Reports are available on-line free of charge at this link [Final Posted HUB Reports](#).

## 23. CONTACT INFORMATION

For questions regarding the HUB Report, you may contact the Statewide HUB Program toll-free at 1-888-863-5881 or 512-463-5872.



**TEXAS COMPTROLLER OF PUBLIC ACCOUNTS**

Statewide Procurement Division

P.O. Box 13186

Austin, Texas 78711

**[WWW.TEXAS4HUBS.ORG](http://WWW.TEXAS4HUBS.ORG)**

Publication #96-1324

Revised May 2023