

Glenn Hegar Texas Comptroller of Public Accounts

---

# Annual Report of Nonfinancial Data

For Year Ended August 31, 2016







December 16, 2016

The Honorable Greg Abbott, Governor  
Ms. Ursula Parks, Director, Legislative Budget Board  
Lisa Collier, CPA, CIDA, First Assistant State Auditor

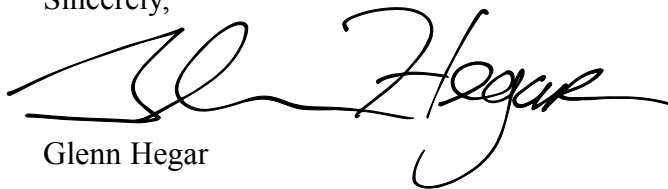
Dear Governor Abbott, Ms. Parks and Ms. Collier:

We are pleased to submit the *Annual Report of Nonfinancial Data* for the Comptroller of Public Accounts, the Comptroller's Judiciary Section, the Comptroller's Fiscal Programs, the Comptroller's Treasury Operations Fiscal Agency, the Texas Prepaid Higher Education Tuition Board, the Texas Treasury Safekeeping Trust Company and the State Energy Conservation Office for the year ending Aug. 31, 2016, in compliance with Texas Government Code Annotated, Section 2101.0115, and in accordance with the requirements established by the Governor's Office of Budget and Planning.

The accompanying report has not been audited and is considered to be independent of the agency's *Annual Financial Report*.

If you have any questions, please contact Shari Curtis, manager of our Budget and Internal Accounting Division, at [shari.curtis@cpa.texas.gov](mailto:shari.curtis@cpa.texas.gov) or 512-463-4771.

Sincerely,



Glenn Hegar

cc: Shari Curtis





# 2016 Annual Report of Nonfinancial Data

## Table of Contents

Transmittal Letter . . . . .	i
<b>COMPTROLLER OF PUBLIC ACCOUNTS (304)</b>	
Schedule of Bonded Employees . . . . .	3
Schedule of Space Occupied . . . . .	4
Schedule of Professional/Consulting Fees and Legal Service Fees . . . . .	6
Multistate Tax Commission Report . . . . .	8
HUB Strategic Plan Progress Report . . . . .	9
Appropriation Item Transfers . . . . .	10
Schedule Of State-Owned or Leased Vehicles Used By State Employees . . . . .	11
Schedule of Vehicles Purchased . . . . .	12
<b>COMPTROLLER’S JUDICIARY SECTION (241)</b>	
Appropriation Item Transfers . . . . .	15
<b>COMPTROLLER – FISCAL (902)</b>	
Schedule of Professional/Consulting Fees and Legal Service Fees . . . . .	19
HUB Strategic Plan Progress Report . . . . .	22
<b>COMPTROLLER TREASURY – FISCAL (311)</b>	
Schedule of Professional/Consulting Fees and Legal Service Fees . . . . .	25
<b>TEXAS TREASURY SAFEKEEPING TRUST COMPANY (930)</b>	
Schedule of Professional/Consulting Fees and Legal Service Fees . . . . .	29
<b>TEXAS PREPAID HIGHER EDUCATION TUITION BOARD (315)</b>	
Schedule of Bonded Employees . . . . .	33
Schedule of Professional/Consulting Fees and Legal Service Fees . . . . .	34
HUB Strategic Plan Progress Report . . . . .	35
<b>COMPTROLLER STATE ENERGY CONSERVATION OFFICE (907)</b>	
Schedule of Professional/Consulting Fees . . . . .	39
HUB Strategic Plan Progress Report . . . . .	40





# Comptroller of Public Accounts (304)

---

## **NONFINANCIAL DATA STATEMENTS**

UNAUDITED  
*Comptroller of Public Accounts (304)*



## **Schedule of Bonded Employees**

For the Fiscal Year Ended August 31, 2016

### **Fidelity Bond Coverage**

The Drago Insurance Agency carried on Aug. 31, 2016, a \$1,000,000, per loss, faithful performance blanket bond on the Texas State Comptroller of Public Accounts and his employees, with a \$25,000 deductible.

In addition, the agency has director, officer, and board member liability insurance through Arthur J. Gallagher Risk Management Services, Inc. The insured under this policy are the Comptroller of Public Accounts (304), the State Energy Conservation Office (907), and the Texas State Treasury Safekeeping Trust Company (930). The coverage amount as of Aug. 31, 2016, was an aggregate amount of \$5,000,000.

UNAUDITED  
Comptroller of Public Accounts (304)

## Schedule of Space Occupied

For the Fiscal Year Ended August 31, 2016

Location	Address	Lessor
<b>STATE OWNED OFFICE BUILDINGS</b>		
Austin	LBJ Building, Austin, Texas*	not applicable
Austin	Stephen F. Austin Bldg., Austin, Texas	not applicable
Austin	Central Svcs. Building, Austin, Texas	not applicable
Austin	Central Svcs. Annex Building, Austin, Texas*	not applicable
Austin	Rusk Building, Austin, Texas**	not applicable
Waco	Waco State Office Bldg., Waco, Texas	not applicable
El Paso	El Paso Office Bldg., El Paso, Texas	not applicable
<b>LEASED SPACE</b>		
Austin Warehouse	1811 Airport Blvd., Austin, Texas	1811 Limited Partnership
Staff Development	2015 S. IH-35, Austin, Texas	CL & G Joint Venture
Katy-Satellite	722 Pin Oak Road, Ste. 212, Katy, Texas	Pin Oak Plaza, LC
<b>AUDIT-ENFORCEMENT, IN-STATE:</b>		
Abilene Audit & Enforcement	1 Village Drive, Ste. 250	Titan Tower, LLC
Amarillo Audit & Enforcement	7120 I-40 West, Bldg. A, Ste. 240 & 220	Amarillo ISD
Beaumont Audit	350 Pine St., Ste. 1435	Edison Plaza Partners, LLC
Corpus Christi Audit & Enforcement	500 North Shoreline Blvd., Ste. 1000 & 1015	500 Shoreline, LLC
Dallas N.E. Audit & Enforcement	9221 LBJ Freeway, Ste. 200 & 100	Neelgiri Investments, LLC
Dallas W. Audit	2655 Villa Creek Drive, Ste. 270	Gupta Properties - One Metro, LLC
Euless Audit	831 W. Euless Blvd., Ste. 7	Aspen Properties, JV
Fort Worth Audit	6320 Southwest Blvd., Ste. 201	RP Partners, LTD
Houston N.W. Audit & Enforcement	1919 North Loop West, Ste. 311 & 510	Weingarten Realty Investors
Houston S. Audit	2656 South Loop West, Ste. 400	Forbes Land Corporation
Houston W. Audit	1260 Pin Oak Road, Ste. 210	Pin Oak Atrium
Lubbock Audit & Enforcement	6202 Iola Avenue, Ste. 900B	Alliance Realty Services
McAllen Audit & Enforcement	200 South 10th St., Ste. 301 & 801	CRP 10th Street, LTD
Odessa Audit & Enforcement	4682 E. University Blvd., Ste. 200	American Heritage Commercial Properties, Inc.
San Antonio Audit	5710 W. Hausman Rd., Ste. 105	Grandview Partnership, LTD
Tyler Audit & Enforcement	3800 Paluxy Drive, Ste. 300	Genecov Investments, LTD
<b>AUDIT, OUT-OF-STATE:</b>		
Chicago	2809 Butterfield Road, Ste. 340	Adventus US Realty #2, LP
Los Angeles	17777 Center Court Drive N., Suite 700	Bre Cerritos Office Owner, LLC
New York	215 Lexington Ave., 19th Floor	205-215 Lexington Ave. Associates, LLC
Tulsa	7050 S. Yale Ave., Ste. 101	Paradigm Realty Advisors, LLC
<b>ENFORCEMENT, IN-STATE:</b>		
Arlington Enforcement	2108 E. Randol Mill Road, Ste. 100	2108 Randol Mill Road, LLC
Austin Call Center	2015 S. IH-35, Ste. 300, Austin, Texas	CL & G Joint Venture
Brownsville Enforcement	1900 N. Expressway, Ste. C-1	Water Tower Development, LLC
Dallas S.W. Enforcement	400 South Zang Blvd., Ste. 900	Oak Cliff Tower, LTD
Denton Enforcement****	400 S. Carroll Blvd., Ste. 1000	James A. Blanton
Houston S.W. Enforcement	7011 Harwin Drive, Ste. 186	Gillett Properties, LTD
Laredo Enforcement	1202 East Del Mar Blvd., Ste. 1	ANB Resources - Laredo, LTD
Lufkin Enforcement	306 Harmony Hill Dr., Ste. A	Tulane Plaza I, LTD
San Angelo Enforcement	3127 Executive Drive	San Angelo Executive Plaza, LLC
San Antonio N.W. Enforcement	10010 San Pedro Ave., Ste. 401	Brass San Pedro Partners, LP
Victoria Enforcement ***	2208 Leary Lane, Ste. 200	Leary Lane Investments, LLC
Wichita Falls Enforcement	925 Lamar, Ste. 1900	The Marchman II, LTD

\* The Central Svcs. Annex Building FTE and square footage totals include the Texas Prepaid Higher Education Tuition Board (315). They have 15 employees and occupy 2,256 square feet. The LBJ Building totals also include the State Energy Conservation Office (907) which has 13 employees, who occupy 2,194 square feet.

\*\* The Texas Treasury Safekeeping Company has 68 employees, who occupy 12,802 of the 33,087 square feet in the Rusk Bldg.

\*\*\* The Victoria Enforcement location closed 7/31/16 and employees were moved to the Corpus Christi office.

\*\*\*\* The Denton Enforcement location closed on 9/30/15 and employees were moved to other Dallas offices.

UNAUDITED  
Comptroller of Public Accounts (304)

Lease No.	Type	Sq. Ft.	FTEs	Cost Per Sq. Ft.	Cost Per Month	Annual Cost	Length of Contract
none	Office	196,652	1,155	0	0	0	not applicable
none	Office	32,620	165	0	0	0	not applicable
none	Office	30,409	216	0	0	0	not applicable
none	Office	10,520	87	0	0	0	not applicable
none	Office	34,266	126	0	0	0	not applicable
none	Office	3,710	20	0	0	0	not applicable
none	Office	6,754	33	0	0	0	not applicable
<b>State Owned Office Building Total</b>		<u>314,931</u>	<u>1,802</u>				
6728	Warehouse	26,287	11	\$ 0.70	\$ 18,475.32	\$ 221,703.84	5/1/13 thru 4/30/23
10337	Office	10,905	10	1.46	15,946.52	191,358.24	1/1/07 thru 12/31/16
20483	Office	986	1	1.31	1,294.00	15,528.00	1/1/15 thru 12/31/18
20502	Office	3,045	13	0.97	2,942.50	35,310.02	8/1/16 thru 7/31/21
9612	Office	3,346	14	0.91	3,036.83	36,441.96	5/1/12 thru 4/30/17
20508	Office	2,669	10	1.88	5,026.54	60,318.42	3/1/16 thru 2/28/21
20497	Office	5,427	25	1.38	7,482.62	89,791.44	5/1/16 thru 4/30/26
10413	Office	16,910	93	0.99	16,693.65	200,323.80	9/1/12 thru 8/31/17
20054	Office	9,579	85	1.12	10,725.27	128,703.23	7/1/14 thru 6/30/19
1528	Office	4,696	20	1.43	6,737.17	80,846.02	2/1/15 thru 1/31/20
9841	Office	5,000	39	1.21	6,072.60	72,871.20	12/1/12 thru 11/30/17
10427	Office	18,236	131	1.20	21,907.68	262,892.16	9/1/12 thru 8/31/17
1245	Office	9,307	56	1.40	13,060.82	156,729.84	9/1/14 thru 8/31/19
20200	Office	6,124	38	1.79	10,951.75	131,421.00	12/1/14 thru 11/30/19
10360	Office	3,394	23	0.96	3,263.25	39,159.00	7/1/13 thru 6/30/17
20430/450	Office	5,706	25	1.50	8,559.00	102,708.00	1/1/15 thru 1/31/20
20112	Office	3,900	22	1.66	6,476.86	77,722.32	9/1/14 thru 8/31/19
20456	Office	7,891	53	2.08	16,386.98	196,643.76	6/1/15 thru 3/31/25
9797	Office	5,100	31	1.12	5,721.91	68,662.92	9/1/12 thru 8/31/17
20141	Office	3,400	20	1.88	6,375.00	76,500.00	5/1/07 thru 4/30/17
20162	Office	3,092	26	3.07	9,476.98	113,723.76	2/1/13 thru 1/31/18
1761	Office	4,707	21	5.24	24,681.35	296,176.21	9/01/10 thru 12/31/19
20426	Office	2,935	17	1.03	3,013.27	36,159.24	11/1/14 thru 10/31/24
20343	Office	5,696	27	1.36	7,760.94	93,131.32	5/1/13 thru 4/30/18
10337	Office	18,195	66	1.46	26,608.28	319,299.36	1/1/07 thru 12/31/16
20131	Office	1,936	8	1.51	2,925.13	35,101.50	7/1/07 thru 6/30/17
10235	Office	3,698	22	1.35	5,005.00	60,060.00	3/1/14 thru 02/29/24
1733	Office	1,800	0	1.37	2,467.50	2,467.50	10/1/10 thru 9/30/15
11581	Office	3,869	32	1.24	4,812.09	57,745.08	12/1/11 thru 03/31/17
8087	Office	2,725	10	1.18	3,227.12	38,725.44	6/1/13 thru 5/31/18
10506	Office	1,200	3	1.05	1,257.87	15,094.40	8/1/13 thru 7/31/18
20078	Office	1,360	2	0.78	1,065.33	12,783.96	8/1/14 thru 7/31/19
20501	Office	5,713	26	1.26	7,221.33	86,655.98	7/1/16 thru 6/30/21
11840	Office	1,820	0	1.31	2,387.13	28,645.56	7/1/15 thru 7/31/16
20049	Office	1,166	4	0.83	973.36	11,680.27	7/1/14 thru 3/31/19
<b>Leased Space Total</b>		<u>211,820</u>	<u>984</u>		<u>\$ 290,018.94</u>	<u>\$ 3,453,084.75</u>	
<b>Grand Total</b>		<u>526,751</u>	<u>2,786</u>		<u>\$ 290,018.94</u>	<u>\$ 3,453,084.75</u>	

## Schedule of Professional/Consulting Fees and Legal Service Fees

For the Fiscal Year Ended August 31, 2016

Name	Service Performed	Amount
<b>PROFESSIONAL/CONSULTING FEES</b>		
22ND Century Staffing, Inc.	Information Technology Services	\$ 66,023.00
Accenture, LLP	Information Technology Services	18,351,260.25
Allied Consultants, Inc.	Information Technology Services	3,534,856.86
Amazon Web Services, Inc.	Information Technology Services	6,975.52
AON Hewitt Investment	Investment Counseling Services	3,124.98
Armstrong & Armstrong Attorneys and Counsellors, PC	Other Professional Services	23,100.00
Audrey Selden	Educational/Training Services	500.00
C & T Information Technology Consulting, Inc.	Information Technology Services	813,184.31
Capgemini Government Solutions, LLC	Information Technology Services	533,077.73
Capitol Consulting Services	Information Technology Services	402,422.50
Chef Software, Inc.	Information Technology Services	2,640.00
Cherryroad Technologies, Inc.	Information Technology Services	557,615.00
CIMA Solutions Group, LTD	Information Technology Services	11,500.00
Cloudbees, Inc.	Information Technology Services	3,520.78
Cogent Infotech Corporation	Information Technology Services	155,250.00
Compsych Corporation	Other Professional Services	46,865.00
Computer Consultants International, Inc.	Information Technology Services	181,781.00
Currier McCabe & Associates, Inc.	Information Technology Services	125,160.00
Daman Consulting	Information Technology Services	18,880.00
Datamanusa, Inc.	Information Technology Services	6,192.00
Dispute Resolution Center	Other Professional Services	100.00
Dynamic Computing Services Corporation	Information Technology Services	451,229.00
E-Consulting, Inc.	Information Technology Services	95,810.00
EKHP Consulting, LLC	Information Technology Services	196,125.80
Elizabeth Simpson Goins	Educational/Training Services	1,300.00
Executive Information Systems, LLC	Educational/Training Services	22,167.60
G.K. Stephens & Associates	Educational/Training Services	1,000.00
George K. Baum & Company	Financial and Accounting Services	33,941.96
Harrell Communications, LLC	Educational/Training Services	2,000.00
Health Equity Matters, LLC	Educational/Training Services	250.00
Hyland Software, Inc.	Educational/Training Services	18,797.81
IBM Corporation	Information Technology Services	39,939.49
IDEA Technologies, LLC	Information Technology Services	192,448.00
INFOJINI, Inc.	Information Technology Services	138,424.00
Insight Global	Information Technology Services	216,240.00
Intern Bridge Consulting, LLC	Educational/Training Services	1,000.00
Interskill Learning, Inc.	Information Technology Services	14,060.00
Itech Edge, LLC	Information Technology Services	72,358.00
Janet Hasty	Educational/Training Services	204,544.36
Justin Driscoll	Other Witness Fees	103.42
Kroll Bond Rating Agency, Inc.	Financial and Accounting Services	60,000.00
I.E. (Ted) Wilson	Educational/Training Services	178.25
Loblolly Consulting, LLC	Information Technology Services	700,832.00
Luna Data Solutions, Inc.	Information Technology Services	369,602.00
Lynford Graham	Other Witness Fees	3,500.00
Manicode Security, LLC	Educational/Training Services	8,000.00
Mary Castleberry	Educational/Training Services	750.00
McGuire & Associates Consulting	Educational/Training Services	2,000.00
MGT of America, Inc.	Other Professional Services	35,670.00
National Human Resource Group, Inc.	Information Technology Services	122,308.20
National Seminars Training	Educational/Training Services	3,500.00
Navayuga Infotech, LLC	Information Technology Services	76,581.00
Neos Consulting Group, LLC	Information Technology Services	3,407,703.07
Netsuite, Inc.	Information Technology Services	1,505,948.00
NF Consulting Services	Information Technology Services	92,434.00
Northrop Grumman Systems Corporation	Information Technology Services	6,961.08
Onix Networking	Information Technology Services	2,590.00
Opex Corporation	Information Technology Services	2,500.00

*Concluded on the following page*

UNAUDITED  
Comptroller of Public Accounts (304)

## Schedule of Professional/Consulting Fees and Legal Service Fees (concluded)

For the Fiscal Year Ended August 31, 2016

Name	Service Performed	Amount
<b>PROFESSIONAL/CONSULTING FEES (concluded)</b>		
Ops Genie	Information Technology Services	\$ 108.00
Oracle America, Inc.	Information Technology Services	641,527.99
Pamela B. Owens	Educational/Training Services	1,000.00
Pedigo Staffing Services, LLC	Information Technology Services	128,668.75
PGH Petroleum and Environmental Engineers, LLC	Other Consultant Services	4,340.00
Pitney Bowes	Educational/Training Services	18.00
Power DMS, Inc.	Information Technology Services	1,816.88
Practical Shooting and Defense	Educational/Training Services	1,100.00
Precision Task Group, Inc.	Information Technology Services	337,950.60
Presidio Networked Solutions Group, LLC	Information Technology Services	6,750.00
Rackspace Hosting	Information Technology Services	13,962.44
Rapisource, LLC	Information Technology Services	283,673.84
Raul Torres	Computer Consultant Services	1,000.00
Resource Integrators, LLC	Information Technology Services	3,051,618.00
RM Walker Training & Facilitation, LLC	Educational/Training Services	250.00
Robinson Performance Group	Educational/Training Services	5,400.00
RSM US, LLP	Other Consultant Services	397,000.00
SANS Institute	Educational/Training Services	11,550.00
Scalr, Inc.	Information Technology Services	2,376.00
SDA Consulting, Inc.	Information Technology Services	351,636.25
Sense Corporation	Information Technology Services	103,200.00
SHI Government Solutions, Inc.	Information Technology Services	73,997.75
Skillsoft Corporation	Information Technology Services	60,486.25
Soal Technologies, LLC	Information Technology Services	508,563.00
State Auditor's Office	Financial and Accounting Services	31,889.02
State Office of Administrative Hearings	Other Professional Services	660,000.00
Stellargy Services, LLC	Information Technology Services	70,060.00
Summus Industries, Inc.	Information Technology Services	159,670.56
Sungard Public Sector	Educational/Training Services	5,840.00
Symbolight, LLC/Burt Fowler	Other Witness Fees	22,590.00
Systems Evolution, Inc.	Information Technology Services	78,707.50
Texas Facilities Commission	Educational/Training Services	5,952.00
Texas Police Chief's Association	Educational/Training Services	1,186.69
Texas State University	Other Professional Services	1,653.94
Texas Workforce Commission	Educational/Training Services	1,738.00
The Evolvers Group, LP	Information Technology Services	74,290.00
The Network, Inc.	Other Professional Services	4,250.00
The New Office, Inc.	Information Technology Services	167,656.25
University of Texas at Dallas	Other Consultant Services	13,641.14
UVA Software	Information Technology Services	529.00
Value Management Group, LLC	Other Professional Services	24,200.00
Vibha Consulting, LLC	Information Technology Services	197,666.00
VREF Publishing, Inc.	Data Processing Services	536.00
Wayne Schiess	Educational/Training Services	2,600.00
Whitaker IT	Information Technology Services	81,092.00
Workers Assistance Program	Educational/Training Services	5,610.00
Xerox Corporation	Educational/Training Services	4,800.00
Xerox Corporation	Information Technology Services	9,300.00
Xerox State and Local Solutions, Inc.	Information Technology Services	4,962,123.51
Total Professional/Consulting Fees		<u>45,522,401.33</u>
<b>LEGAL SERVICE FEES</b>		
Andrews Kurth, LLP	Legal Services	3,202.50
Graves Dougherty Hearon Moody, PC	Legal Services	17,750.50
Griffin Frey, PLLC	Legal Services	2,632.50
Marzulla Law, LLC	Legal Services	6,041.63
Norton Rose Fulbright US, LLP	Legal Services	18,838.65
Total Legal Service Fees		<u>48,465.78</u>
Total Professional/Consulting Fees and Legal Service Fees		<u>\$ 45,570,867.11</u>

## Miscellaneous Supplementary Information Multistate Tax Commission Report

For the Fiscal Year Ended August 31, 2016

<u>Activities</u>	<u>Revenues</u>	<u>Expenditures</u>
Travel for Conferences/ Meetings	\$ 0.00	\$ 12,249.97
Audit and Nexus Program Fees	350,239.30	0.00
Annual Membership Assessments	<u>0.00</u>	<u>246,514.00</u>
Total	<u>\$ 350,239.30</u>	<u>\$ 258,763.97</u>

Note:

Revenues represent previously unreported taxes collected in the current fiscal year from entities for report periods as negotiated through the Multistate Tax Commission Nexus Program.

The expenditure activity above is for Comptroller's office employees only.




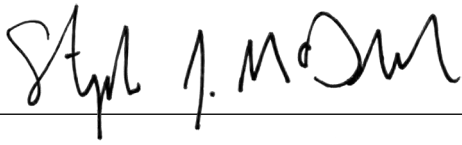
## HUB Strategic Plan Progress Report

For the Fiscal Year Ended August 31, 2016

(Source: Texas Government Code, Title 10, Subtitle D, Section 2161.124)

Goal – Strategic Plan HUB Goal Actual = % Spent with HUBs from HUB Report	Actual for FY 15	Actual for FY 16	Goal for FY 17
Heavy Construction other than Buildings	N/A	N/A	N/A
Building construction, including general contractors and operative builders contracts	N/A	N/A	N/A
Special trade construction contracts	6.16%	9.51%	32.90%
Professional services contracts	0.00%	0.00%	23.70%
Other services contracts	46.49%	34.10%	26.00%
Commodities contracts	15.81%	17.35%	21.10%

Prepared By:   
 Printed Name: Troy Arambula  
 Phone Number: (512) 475-0037

Approved by:   
 Printed Name: Stephen McDonald, Division Manager  
 Phone Number: (512) 475-5654

## Appropriation Item Transfers\*

For the Fiscal Year Ended August 31, 2016

ITEM OF APPROPRIATION	Transfers – In	Transfers – Out	Net Transfers
<b>A. Goal: Compliance with Tax Laws Strategies:</b>			
A.1.1. (13001) Ongoing Audit Activities	\$ 7,321,532.30	\$ 43,838,437.07	\$ (36,516,904.77)
A.2.1. (13002) Tax Laws Compliance	41,862,353.04	39,084,553.42	2,777,799.62
A.3.1. (13003) Taxpayer Information	5,060,749.90	13,433,287.32	(8,372,537.42)
A.4.1. (13004) Tax Hearings	642,242.56	2,268,775.22	(1,626,532.66)
	<u>54,886,877.80</u>	<u>98,625,053.03</u>	<u>(43,738,175.23)</u>
<b>B. Goal: Manage Fiscal Affairs</b>			
B.1.1. (13005) Accounting/Reporting	3,812,438.75	10,876,942.47	(7,064,503.72)
B.1.2. (13030) CAPPs Implementation	36,124,971.04	36,128,802.87	(3,831.83)
B.2.1. (13009) Property Tax Program	444,338.64	3,613,128.20	(3,168,789.56)
B.3.1. (13014) Treasury Operations	252,083.92	2,051,946.05	(1,799,862.13)
B.4.1. (13027) Procurement	2,543,135.96	3,033,079.82	(489,943.86)
	<u>43,176,968.31</u>	<u>55,703,899.41</u>	<u>(12,526,931.10)</u>
<b>C. Goal: Tax and Financial Information Technology</b>			
C.1.1. (13011) Revenue and Tax Processing	1,785,429.77	18,104,270.69	(16,318,840.92)
	<u>1,785,429.77</u>	<u>18,104,270.69</u>	<u>(16,318,840.92)</u>
<b>Administrative and Support Cost</b>			
(13901, 13902, 13903, 13904, 13905)	87,776,496.93	15,192,549.68	72,583,947.25
	<u>\$ 187,625,772.81</u>	<u>\$ 187,625,772.81</u>	<u>\$ 0.00</u>

\* This schedule does not include benefit replacement pay or transfers to other state agencies.

## Schedule Of State-Owned or Leased Vehicles Used By State Employees

For the Fiscal Year Ended August 31, 2016

Employee Name	Job Title	Reason for Authorization
<b>SUPPORT SERVICES</b>		
<b>Agency Support Operations</b>		
Ruben Ramirez	Program Specialist IV	Administration
Adrian Gutierrez	Drafting Technician II	Administration/Exec Driver
Steve Gomez	Admin. Asst. IV	Exec Driver
Cecil Harden	Admin. Asst. III	Agency Messenger Runs
Taylor Harkey	Admin. Asst. II	Agency Messenger Runs
Michael Vassar	Admin. Asst. III	Agency Messenger Runs
Mario Luna	Admin. Asst. III	Agency Messenger Runs
Larry Gonzales	Admin. Asst. III	Agency Messenger Runs
Jarrett Ludwig	Admin. Asst. II	Agency Messenger Runs
<b>Warehouse Operations</b>		
Michael Causey	Admin. Asst. II	Deliveries to local Comptroller Offices
Willie Simpson	Admin. Asst. IV	Deliveries to local Comptroller Offices
Leonard Coffee	Admin. Asst. II	Deliveries to local Comptroller Offices
Jack Oliva	Admin. Asst. V	Deliveries to local Comptroller Offices
Christopher Ygnacio	Admin. Asst. II	Deliveries to local Comptroller Offices
<b>DOCUMENT MANAGEMENT</b>		
<b>Mail Operations</b>		
Mario Ayala	Admin. Assist. II	Mail Delivery to Vendor
Earnest Anderson	Admin. Assist. II	Mail Delivery to Vendor
<b>INNOVATION AND TECHNOLOGY</b>		
<b>Infrastructure</b>		
Enrique Morales	System Analyst III	Transport data equipment to local Comptroller Offices
William Tandy	System Support Spec. III	Transport data equipment to local Comptroller Offices
<b>ACCOUNT MAINTENANCE</b>		
Selom Agbottah	Accounts Examiner III	Transport tobacco stamps from the Rusk to LBJ state office Bldg.
Martin DelConte	Accounts Examiner III	Driver/Transport tobacco stamps from the Rusk to LBJ state office Bldg.
Jose Guerrero	Accounts Examiner III	Driver/Transport tobacco stamps from the Rusk to LBJ state office Bldg.
<b>Revenue Processing</b>		
Humair Shamsie	Accounts Examiner II	Picking up mail from the Post Office
Allen Wilganowski	Accounts Examiner III	Picking up mail from the Post Office
Larry Burton	Accounts Examiner II	Picking up mail from the Post Office
Ashley Urena	Accounts Examiner II	Picking up mail from the Post Office
Demetria Childress	Accounts Examiner III	Picking up mail from the Post Office
Yasmeen Asif	Accounts Examiner IV	Picking up mail from the Post Office
Janice White	Accounts Examiner II	Picking up mail from the Post Office
<b>STATEWIDE SUPPORT SERVICES</b>		
<b>Statewide Mail Operations</b>		
Chris Christine	Manager IV	Administration
Jesus Pichardo	Admin. Asst. IV	Administration
Virginia Alvarez	Admin. Asst. III	Mail Operations
Jessica Lopez-White	Admin. Asst. II	Mail Operations
Brenda Ruiz	Admin. Asst. II	Mail Operations
Frank Burton	Admin. Asst. II	Statewide Mail Messenger
Kevin Bocanegra	Admin. Asst. II	Statewide Mail Messenger
James Glover Jr.	Admin. Asst. II	Statewide Mail Messenger
Ruben Gonzales	Admin. Asst. II	Statewide Mail Messenger
Kevin Hooper	Admin. Asst. II	Statewide Mail Messenger
Arturo Segura	Admin. Asst. II	Statewide Mail Messenger
Oswaldo Villalva	Admin. Asst. II	Statewide Mail Messenger

## Schedule of Vehicles Purchased

For the Year Ended August 31, 2016

Make	Model	Year	Purchase Price	Type of Use	Fuel Efficiency Rating (city/highway MPG)	Plate #
<b>TEXAS PURCHASING AND STATE SERVICES</b>						
Nissan	NV200	2016	\$18,900	Mail Delivery	24/26	133-0507
Nissan	NV200	2016	\$18,900	Mail Delivery	24/26	133-0508
Chevy	Tahoe	2016	\$35,490	Comptroller Transport	16/23	133-0120

# Comptroller's Judiciary Section (241)

---

## **NONFINANCIAL DATA STATEMENTS**



UNAUDITED  
*Comptroller's Judiciary Section (241)*



## Appropriation Item Transfers\*

For the Fiscal Year Ended August 31, 2016

ITEM OF APPROPRIATION	Transfers – In	Transfers – Out	Net Transfers
<b>A. Goal: Judicial Salaries and Payments</b>			
<b>Strategies:</b>			
A.1.5. (13002) District Judges - Travel	\$ 6,328.94	\$ 0.00	\$ 6,328.94
<b>Total Goal A: Judicial Salaries and Payments</b>	<u>6,328.94</u>	<u>0.00</u>	<u>6,328.94</u>
<b>B. Goal: Prosecutor Salaries and Payments</b>			
<b>Strategies:</b>			
B.1.5. (13007) Felony Prosecutors Travel	7,771.82	0.00	7,771.82
B.1.6. (13009) Felony Prosecutors Expenses	0.00	57,066.71	(57,066.71)
<b>Total Goal B: Prosecutor Salaries and Payments</b>	<u>7,771.82</u>	<u>57,066.71</u>	<u>(49,294.89)</u>
<b>D. Goal: Special Programs</b>			
<b>Strategies:</b>			
D.1.3. (13014) Witness Expenses	0.00	86.58	(86.58)
D.1.6. (13033) National Center For State Courts	43,052.53	0.00	43,052.53
<b>Total Goal D: Special Programs</b>	<u>43,052.53</u>	<u>86.58</u>	<u>42,965.95</u>
<b>NET APPROPRIATION ITEM TRANSFERS</b>	<u>\$ 57,153.29</u>	<u>\$ 57,153.29</u>	<u>\$ 0.00</u>

\*This schedule does not include benefit replacement pay or transfers to other state agencies.



UNAUDITED  
*Comptroller's Judiciary Section (241)*

Comptroller – Fiscal (902)  

---

**NONFINANCIAL DATA STATEMENTS**



UNAUDITED  
**Comptroller – Fiscal (902)**

UNAUDITED  
Comptroller – Fiscal (902)

## Schedule of Professional/Consulting Fees and Legal Service Fees

For the Fiscal Year Ended August 31, 2016

Name	Service Performed	Amount
Abdelrazzak Aleskandrany	Other Professional Services	\$ 3,150.00
Albert A Cannistra	Other Professional Services	2,100.00
Allan R Lazor	Other Professional Services	5,800.00
Amy N Lacy	Other Professional Services	1,100.00
Andre N Suissa	Other Professional Services	1,800.00
Ann Michael	Other Professional Services	900.00
Antonio S Wilson	Other Professional Services	900.00
Antonio V Concepcion	Financial and Accounting Services	30,000.00
Arthur T Koenings JR & Nancy J Wilkins	Financial and Accounting Services	79,812.50
Audit Services US LLC	Financial and Accounting Services	153,502.96
Barbara F Stubblefield	Other Professional Services	2,550.00
Bobby H Dalton	Other Professional Services	2,250.00
Bobby R Griffith Jr	Other Professional Services	1,250.00
Brenda Maldonado	Financial and Accounting Services	79,906.25
Bruce W Wettman	Other Professional Services	4,950.00
C & T Information Technology Consulting Inc	Information Technology Services	312,915.00
Carol E Williams	Other Professional Services	1,350.00
Cherise D Collins	Financial and Accounting Services	54,556.25
Christian S Dennie	Other Professional Services	9,750.00
Cindy Alvarez	Financial and Accounting Services	49,900.00
Cindy H Coats CPA	Financial and Accounting Services	65,000.00
Dan A Northern	Financial and Accounting Services	60,000.00
Dane F Sever	Other Professional Services	900.00
Daniel Altman	Other Professional Services	2,600.00
Daniel W Pelech	Other Professional Services	4,650.00
Delores A Nornberg	Financial and Accounting Services	39,953.12
Dennis D Steger	Other Professional Services	1,350.00
Diana L Squires	Other Professional Services	850.00
Dibrell P Dobbs	Financial and Accounting Services	98,546.88
Discovery Audit Services LLC (DAS)	Financial and Accounting Services	706,685.48
Dixie Smith	Financial and Accounting Services	64,600.00
Donna R Harris	Other Professional Services	1,750.00
Elizabeth D Osborne	Other Professional Services	1,200.00
Elva D Schrimpsheer	Other Professional Services	8,200.00
Emily K Wilkin	Other Professional Services	900.00
Evan B Glick	Other Professional Services	4,600.00
F Eugene May	Other Professional Services	1,350.00
Fabian Avina	Financial and Accounting Services	59,612.50
Felicia Guidry	Other Professional Services	4,750.00
FIS	Information Technology Services	47,700.00
Frances L Vaughan	Other Professional Services	1,350.00
Francine M Wharton	Other Professional Services	1,300.00
Francis J Bourgeois	Other Professional Services	1,800.00
Frederick D Nixon	Financial and Accounting Services	24,718.75
Garrett State Tax Service Inc.	Financial and Accounting Services	64,353.13
Garth Lewis	Other Professional Services	6,100.00
Gary Sanders	Other Professional Services	3,900.00
Gary T Voit	Other Professional Services	2,250.00
Gila LLC	Financial and Accounting Services	355,912.15
Hertz Herson LLP	Financial and Accounting Services	6,187.91
Homer Max Wiesen	Financial and Accounting Services	38,265.63
Iredell Drew Polk	Other Professional Services	900.00
Issac W Harper	Other Professional Services	1,350.00
Jamelda W Burton-Domino	Other Professional Services	4,450.00
James D Aarant	Other Professional Services	4,350.00
James E Vale Sr	Other Professional Services	2,100.00
James L Maibach	Other Professional Services	1,350.00
James P Thompson	Other Professional Services	5,250.00

*Continued on the following page*



## Schedule of Professional/Consulting Fees and Legal Service Fees (continued)

For the Fiscal Year Ended August 31, 2016

Name	Service Performed	Amount
James W Dinkins	Other Professional Services	\$ 2,400.00
Janet Spies	Financial and Accounting Services	16,171.88
Jason Dorn	Other Professional Services	900.00
Jean Chan	Financial and Accounting Services	50,000.00
Jeffrey H Kilgore	Other Professional Services	3,600.00
Jett W Rink	Other Professional Services	2,700.00
Jodi L Sherretts	Other Professional Services	3,000.00
John R Parkey	Other Professional Services	3,600.00
John R Passero Sr	Other Professional Services	9,450.00
John V Stockton Jr	Other Professional Services	1,100.00
Judy Shinn	Financial and Accounting Services	90,000.00
Kim Carmak CCIM	Other Professional Services	7,950.00
Kurt D Stratton	Other Professional Services	6,750.00
Lada Angelova	Other Professional Services	1,850.00
Larry D Durham	Other Professional Services	900.00
Larry W Wallace	Other Professional Services	1,200.00
Lee A Hopes & Associates Inc	Financial and Accounting Services	30,000.00
Leonard Schwartz	Other Professional Services	1,350.00
Leslie E Tolliver	Other Professional Services	3,000.00
Linda S Blackmon	Other Professional Services	1,200.00
Malene P Howard	Other Professional Services	900.00
Marina Roy Buenaventura CPA	Financial and Accounting Services	90,000.00
Marjorie Johnson	Other Professional Services	750.00
Mark E Burroughs Sr	Other Professional Services	900.00
Mark J Ash	Other Professional Services	1,650.00
Mark L Fishman	Other Professional Services	4,450.00
Mark McCleary	Other Professional Services	2,200.00
Mary Ellen Coimbra	Other Professional Services	3,450.00
Mauro Longoria	Financial and Accounting Services	20,000.00
Max Dwain Martino PC	Financial and Accounting Services	25,000.00
Melissa Lemmon	Other Professional Services	2,000.00
Michael E Denosky	Other Professional Services	1,450.00
Paul D Underwood	Financial and Accounting Services	108,900.00
Paul Hernandez	Financial and Accounting Services	92,703.13
Pitney Bowes Software Inc.	Data Processing Services	536,765.00
Ramiro J Garza	Financial and Accounting Services	90,000.00
Resource Integrators LLC	Information Technology Services	1,110,027.00
Rex M Harris	Other Professional Services	850.00
Richard A Skotak	Other Professional Services	8,050.00
Richard D Wiese	Other Professional Services	900.00
Rita P Cannon	Other Professional Services	1,500.00
Robert E Tschirhart	Other Professional Services	4,050.00
Robert J Ola	Other Professional Services	4,100.00
Robert L Wheelock	Other Professional Services	4,050.00
Robert S Radebaugh	Other Professional Services	2,500.00
Rodney S Powell	Other Professional Services	8,275.00
Roger L Burrow	Other Professional Services	1,350.00
Ronald D Canady	Other Professional Services	10,600.00
Ross B Russell	Other Professional Services	3,450.00
Rudy R Robinson	Other Professional Services	3,150.00
Ruzicka Reed Partnership	Financial and Accounting Services	140,000.00
Salli R Smith	Other Professional Services	2,250.00
Sam W Armstrong PC	Financial and Accounting Services	75,000.00
Samuel Stewart	Other Professional Services	3,250.00
Scott D Nguyen	Other Professional Services	3,100.00
Selina Boggs	Other Professional Services	5,250.00
Shannon L Mays	Other Professional Services	1,800.00
Sharon Jones	Other Professional Services	1,300.00

*Concluded on the following page*



UNAUDITED  
Comptroller – Fiscal (902)

## Schedule of Professional/Consulting Fees and Legal Service Fees (concluded)

For the Fiscal Year Ended August 31, 2016

Name	Service Performed	Amount
Sherry R Wetsch	Other Professional Services	\$ 8,950.00
State and Local Tax Group LLC	Financial and Accounting Services	165,000.00
Stephanie Clark Jackson	Financial and Accounting Services	89,800.00
Stephen Broad	Financial and Accounting Services	39,578.13
Steve M Spencer	Other Professional Services	1,350.00
Stites Tax Consulting Group GP LLC	Financial and Accounting Services	80,000.00
Suresh A Keshani	Other Professional Services	1,800.00
Tamara Andrus Koenings	Financial and Accounting Services	40,000.00
Tammie Y Moore	Other Professional Services	900.00
Tanya D Pratt	Other Professional Services	2,650.00
Taygor Associates LLC LC Gordon JR	Financial and Accounting Services	64,350.00
Terra Hillman	Financial and Accounting Services	89,100.00
Texas Tax Consulting Group LC	Financial and Accounting Services	69,300.00
Theunis A Voorkamp	Other Professional Services	2,700.00
Thomas A Bazan	Other Professional Services	7,250.00
Thomas L Korkmas	Other Professional Services	2,700.00
Tracy L Stanley	Other Professional Services	4,400.00
Treasury Services Group LLC	Financial and Accounting Services	1,260,724.20
Treva M Sullivan	Financial and Accounting Services	50,000.00
Vernice Seriale Jr	Financial and Accounting Services	64,353.13
Verus Financial LLC	Financial and Accounting Services	2,303,933.18
Vivian W Huang	Other Professional Services	4,300.00
Walter W Pike	Other Professional Services	2,100.00
Wayne A Powe	Financial and Accounting Services	27,209.54
William C Sturman	Other Professional Services	1,600.00
William G Edge	Other Professional Services	1,350.00
William R Jonson	Other Professional Services	2,650.00
William R Sherman	Other Professional Services	750.00
Willie L Sullivan Jr	Financial and Accounting Services	60,000.00
Woodrow M Bonesio	Other Professional Services	4,600.00
Xerox State and Local Solutions Inc	Financial and Accounting Services	38,357.99
Xerox State and Local Solutions Inc	Information Technology Services	1,044,886.43
Total Professional & Consulting Fees		<u>\$ 10,649,213.12</u>




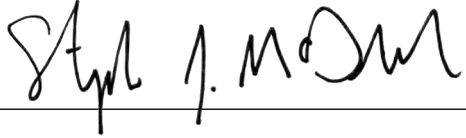
## HUB Strategic Plan Progress Report

For the Fiscal Year Ended August 31, 2016

(Source: Texas Government Code, Title 10, Subtitle D, Section 2161.124)

Goal – Strategic Plan HUB Goal Actual = % Spent with HUBs from HUB Report	Actual for FY 15	Actual for FY 16	Goal for FY 17
Heavy Construction other than Buildings	N/A	N/A	N/A
Building construction, including general contractors and operative builders contracts	N/A	N/A	N/A
Special trade construction contracts	0.00%	0.00%	32.90%
Professional services contracts	5.50%	8.29%	23.70%
Other services contracts	3.32%	8.79%	26.00%
Commodities contracts	61.92%	0.00%	21.10%

Prepared By:   
 Printed Name: Troy Arambula  
 Phone Number: (512) 475-0037

Approved by:   
 Printed Name: Stephen McDonald, Division Manager  
 Phone Number: (512) 475-5654

# Comptroller Treasury – Fiscal (311)

---

## **NONFINANCIAL DATA STATEMENTS**



UNAUDITED  
*Comptroller Treasury – Fiscal (311)*

## Schedule of Professional/Consulting Fees and Legal Service Fees

For the Fiscal Year Ended August 31, 2016

<b>Name</b>	<b>Services Performed</b>	<b>Amount</b>
<b>PROFESSIONAL/CONSULTING FEES</b>		
Texas Treasury Safekeeping Trust Co., Inc.	Investment Counseling	\$ 7,440,507.18
Total Professional/Consulting Fees		<u>7,440,507.18</u>
<b>LEGAL SERVICE FEES</b>		
Total Legal Service Fees		<u>0.00</u>
Total Professional/Consulting Fees and Legal Service Fees		<u>\$ 7,440,507.18</u>



UNAUDITED  
*Comptroller Treasury – Fiscal (311)*

Texas Treasury  
Safekeeping Trust Company (930)

---

**NONFINANCIAL DATA STATEMENTS**



UNAUDITED  
*Texas Treasury Safekeeping Trust Company (930)*



## Schedule of Professional/Consulting Fees and Legal Service Fees

For the Fiscal Year Ended August 31, 2016

Name	Services Performed	Amount
<b>PROFESSIONAL/CONSULTING FEES</b>		
Padgett Statemann & Co., L.L.P.	Audit Services	\$ 152,450.00
Comptroller of Public Accounts	Contracted Services	73,185.09
Aksia, LLC	Financial and Accounting Services	675,000.00
Asset Consulting Group, Inc.	Financial and Accounting Services	490,833.29
Bloomberg Finance LP	Financial and Accounting Services	22,129.42
JBG Partners, LLC	Financial and Accounting Services	60,000.00
LP Analyst	Financial and Accounting Services	17,500.00
QED Information Systems, Inc.	Financial and Accounting Services	161,722.17
Standard and Poors Ratings Services	Financial and Accounting Services	43,394.95
State Street Bank and Trust	Financial and Accounting Services	1,289,378.06
Strategic Insight Group	Financial and Accounting Services	97,864.15
Sweetwater Capital Advisors, LLC	Financial and Accounting Services	525,000.00
Cutter Associates, Inc.	Computer Consulting Services	2,610,535.00
Fundtech	Computer Consulting Services	51,047.95
Total Professional/Consulting Fees		<u>6,270,040.08</u>
<b>LEGAL SERVICE FEES</b>		
Vinson & Elkins, LLP	Legal Services	78,287.50
Total Legal Services Fees		<u>78,287.50</u>
Total Professional/Consulting and Legal Services Fees		<u>\$ 6,348,327.58</u>



UNAUDITED  
*Texas Treasury Safekeeping Trust Company (930)*

Texas Prepaid Higher Education  
Tuition Board (315)

---

**NONFINANCIAL DATA STATEMENTS**



UNAUDITED  
*Texas Prepaid Higher Education Tuition Board (315)*

## **Schedule of Bonded Employees**

For the Fiscal Year Ended August 31, 2016

### **Fidelity Bond Coverage**

The Dragoo Insurance Agency, Wormley-Mitchell/GC Companies carried a faithful performance blanket bond on the Texas Comptroller of Public Accounts and his employees. On Aug. 31, 2016, the amount of coverage was \$1,000,000 per loss with a \$25,000 deductible. The staff of the Texas Prepaid Higher Education Tuition Board are employees of the Texas Comptroller of Public Accounts.

In addition, the Texas Prepaid Higher Education Tuition Board has Public Official and Employment Practices Liability Insurance coverage for board members through Arthur J. Gallagher & Co. – Dallas. The coverage amount as of Aug. 31, 2016, was \$2,000,000 per claim and in the aggregate with a \$100,000 deductible.

## Schedule of Professional/Consulting Fees and Legal Service Fees

For the Fiscal Year Ended August 31, 2016


Name	Services Performed	Amount
<b>PROFESSIONAL/CONSULTING FEES</b>		
Advantus Capital Management Inc.	Investment Management Services	\$ 480,826.69
College Savings Systems	Software Maintenance Services	137,249.00
Aon Hewitt Investment Consulting, Inc.	Investment Consulting Services	300,000.00
Northern Trust Company	Investment Management Services	194,722.73
Northern Trust Company	Master Trust Custodian Services	25,000.00
NorthStar Financial Services Group, LLC	Asset Management Services	3,287,006.88
BBD, LLP	Financial Audit Services	23,000.00
RSM US, LLP	Financial Audit Services	148,800.00
Rhumblin Advisers	Investment Management Services	15,952.83
Shenkman Capital Management	Investment Management Services	629,969.93
Sherman Actuarial Services LLC	Actuarial Services	39,000.00
SRB Systems, Inc.	Software Maintenance Services	13,440.00
Total Professional/Consulting Fees		<u>5,294,968.06</u>
<b>LEGAL SERVICE FEES</b>		
Graves Dougherty Hearon & Moody	Legal Services	25,728.50
Griffin Frey, PLLC	Legal Services	1,137.50
Total Legal Services Fees		<u>26,866.00</u>
Total Professional/Consulting and Legal Services Fees		<u>\$ 5,321,834.06</u>
Recap by Fund Type:		
Proprietary Fund Type – Enterprise Fund 0892	Texas Guaranteed Tuition Plan	\$ 1,781,033.76
Proprietary Fund Type – Enterprise Fund 0842	Texas Tuition Promise Fund®	3,384,903.59
Fiduciary Fund Type – Private-Purpose Trust Fund	Texas College Savings Plans	155,896.71
Total, As Above		<u>\$ 5,321,834.06</u>

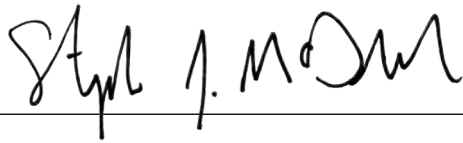
## HUB Strategic Plan Progress Report

For the Fiscal Year Ended August 31, 2016

(Source: Texas Government Code, Title 10, Subtitle D, Section 2161.124)

Goal – Strategic Plan HUB Goal Actual = % Spent with HUBs from HUB Report	Actual for FY 15	Actual for FY 16	Goal for FY 17
Heavy Construction other than Buildings	N/A	N/A	N/A
Building construction, including general contractors and operative builders contracts	N/A	N/A	N/A
Special trade construction contracts	0.00%	0.00%	32.90%
Professional services contracts	0.00%	0.00%	23.70%
Other services contracts	4.36%	0.51%	26.00%
Commodities contracts	20.71%	7.59%	21.10%

Prepared By:   
 Printed Name: Troy Arambula  
 Phone Number: (512) 475-0037

Approved by:   
 Printed Name: Stephen McDonald, Division Manager  
 Phone Number: (512) 475-5654

UNAUDITED  
*Texas Prepaid Higher Education Tuition Board (315)*



Comptroller State Energy  
Conservation Office (907)

---

**NONFINANCIAL DATA STATEMENTS**



UNAUDITED  
*Comptroller State Energy Conservation Office (907)*

## Schedule of Professional/Consulting Fees

For the Fiscal Year Ended August 31, 2016

<b>Name</b>	<b>Type of Service Rendered</b>	<b>Amount</b>
<b>PROFESSIONAL/CONSULTING FEES</b>		
Apple Energy	Training	\$ 260,655.68
Ashrae	Energy Sustainability	4,530.00
Houston Advanced Research Center	Energy Analysis	338,508.79
Jacobs Engineering Group, Inc.	Technical Assistance	362,901.24
Texas Energy Engineering Services, Inc.	Building Efficiency & Retrofit	329,817.16
University of Texas at Austin	Energy Program Support	131,716.60
Total Professional/Consulting Fees		<u>\$ 1,428,129.47</u>




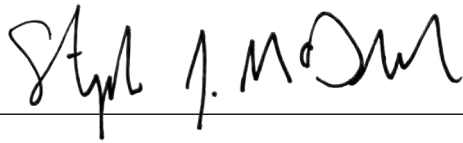
## HUB Strategic Plan Progress Report

For the Fiscal Year Ended August 31, 2016

(Source: Texas Government Code, Title 10, Subtitle D, Section 2161.124)

Goal – Strategic Plan HUB Goal Actual = % Spent with HUBs from HUB Report	Actual for FY 15	Actual for FY 16	Goal for FY 17
Heavy Construction other than Buildings	N/A	N/A	N/A
Building construction, including general contractors and operative builders contracts	N/A	N/A	N/A
Special trade construction contracts	0.00%	0.00%	32.90%
Professional services contracts	0.00%	0.00%	23.70%
Other services contracts	30.44%	24.70%	26.00%
Commodities contracts	2.21%	2.91%	21.10%

Prepared By:   
 Printed Name: Troy Arambula  
 Phone Number: (512) 475-0037

Approved by:   
 Printed Name: Stephen McDonald, Division Manager  
 Phone Number: (512) 475-5654





Texas Comptroller of Public Accounts  
Publication #96-885.  
Revised December 2016.

An electronic version of this report may be found online at  
[comptroller.texas.gov/transparency/reports/nonfinancial-data/](http://comptroller.texas.gov/transparency/reports/nonfinancial-data/)

For additional copies, write:  
Texas Comptroller of Public Accounts  
Budget and Internal Accounting Division  
P.O. Box 13528  
Austin, Texas 78711-3528