



Glenn Hegar Texas Comptroller of Public Accounts

Annual Report of Nonfinancial Data

For the Year Ended August 31, 2022





December 16, 2022

The Honorable Greg Abbott, Governor
Lisa Collier, CPA, CFE, CIDA, State Auditor
Jerry McGinty, Director, Legislative Budget Board

Ladies and Gentlemen:

We are pleased to submit the *Annual Report of Nonfinancial Data* for the Comptroller of Public Accounts, the Comptroller's Judiciary Section, the Comptroller's Fiscal Programs, the Comptroller's Treasury Operations Fiscal Agency, the Texas Bullion Depository, the Texas Prepaid Higher Education Tuition Board, the Texas Treasury Safekeeping Trust Company, the State Energy Conservation Office and the Texas Broadband Development Office for the year ending Aug. 31, 2022, in compliance with Texas Government Code, Section 2101.0115, and in accordance with the requirements established by the Governor's Office of Budget and Planning.

The accompanying report has not been audited and is considered to be independent of the agency's *Annual Financial Report*.

If you have any questions, please contact Jack Mason, manager of our Budget and Internal Accounting Division, at jack.mason@cpa.texas.gov or 512-463-1428.

Sincerely,

A handwritten signature in black ink that reads "Glenn Hegar". The signature is fluid and cursive, with the first name "Glenn" written in a large, sweeping script and "Hegar" written in a similar style.

Glenn Hegar

cc: Jack Mason



**The spreadsheets in this publication are available
in accessible data form (Excel) for the sections below.**

For Agency 304, pages 1-16

<https://comptroller.texas.gov/transparency/reports/nonfinancial-data/2022/agency-304.xlsx>

For Agency 241, pages 17-20

<https://comptroller.texas.gov/transparency/reports/nonfinancial-data/2022/agency-241.xlsx>

For Agency 902, pages 21-28

<https://comptroller.texas.gov/transparency/reports/nonfinancial-data/2022/agency-902.xlsx>

For Agency 311, pages 29-32

<https://comptroller.texas.gov/transparency/reports/nonfinancial-data/2022/agency-311.xlsx>

For Agency 930, pages 33-36

<https://comptroller.texas.gov/transparency/reports/nonfinancial-data/2022/agency-930.xlsx>

For Agency 315, pages 37-42

<https://comptroller.texas.gov/transparency/reports/nonfinancial-data/2022/agency-315.xlsx>

For Agency 907, pages 43-46

<https://comptroller.texas.gov/transparency/reports/nonfinancial-data/2022/agency-907.xlsx>

For Agency 908, pages 47-50

<https://comptroller.texas.gov/transparency/reports/nonfinancial-data/2022/agency-908.xlsx>

For Agency 909, pages 51-54

<https://comptroller.texas.gov/transparency/reports/nonfinancial-data/2022/agency-909.xlsx>

2022 Annual Report of Nonfinancial Data

Table of Contents

Transmittal Letter	i
COMPTROLLER OF PUBLIC ACCOUNTS (304)	
Schedule of Bonded Employees	3
Schedule of Space Occupied	4
Schedule of Professional/Consulting Fees and Legal Service Fees	6
Multistate Tax Commission Report	11
HUB Strategic Plan Progress Report	12
Appropriation Item Transfers	13
Schedule of State-Owned or Leased Vehicles Used by State Employees	14
Schedule of Vehicles Purchased	16
COMPTROLLER'S JUDICIARY SECTION (241)	
Appropriation Item Transfers	19
COMPTROLLER – FISCAL (902)	
Schedule of Professional/Consulting Fees	23
HUB Strategic Plan Progress Report	28
COMPTROLLER TREASURY – FISCAL (311)	
Schedule of Professional/Consulting Fees and Legal Service Fees	31
TEXAS TREASURY SAFEKEEPING TRUST COMPANY (930)	
Schedule of Professional/Consulting Fees and Legal Service Fees	35
TEXAS PREPAID HIGHER EDUCATION TUITION BOARD (315)	
Schedule of Bonded Employees	39
Schedule of Professional/Consulting Fees and Legal Service Fees	40
HUB Strategic Plan Progress Report	41
COMPTROLLER STATE ENERGY CONSERVATION OFFICE (907)	
Schedule of Professional/Consulting Fees	45
HUB Strategic Plan Progress Report	46
COMPTROLLER – TEXAS BULLION DEPOSITORY (908)	
Schedule of Professional/Consulting Fees	49
TEXAS BROADBAND DEVELOPMENT OFFICE (909)	
Schedule of Professional/Consulting Fees	53
HUB Strategic Plan Progress Report	54

Comptroller of Public Accounts (304)

NONFINANCIAL DATA STATEMENTS

UNAUDITED
Comptroller of Public Accounts (304)

Schedule of Bonded Employees

For the Fiscal Year Ended August 31, 2022

Fidelity Bond Coverage

In accordance with Tex. Gov't Code § 653.002, the agency no longer carries a fidelity surety bond on the Texas State Comptroller of Public Accounts and his employees.

UNAUDITED
Comptroller of Public Accounts (304)

Schedule of Space Occupied

For the Fiscal Year Ended August 31, 2022

STATE OWNED OFFICE BUILDINGS		
Location	Address	Lessor
Austin	LBJ Building, Austin, Texas*	not applicable
Austin	Stephen F. Austin Bldg., Austin, Texas	not applicable
Austin	Central Svcs. Building, Austin, Texas	not applicable
Austin	Central Svcs. Annex Building, Austin, Texas**	not applicable
Austin	Rusk Building, Austin, Texas***	not applicable
Waco	Waco State Office Bldg., Waco, Texas	not applicable
El Paso	El Paso Office Bldg., El Paso, Texas	not applicable

LEASED SPACE		
Location	Address	Lessor
Austin Warehouse	1811 Airport Blvd., Austin, Texas	1811 Limited Partnership
Training and Organizational Development	2015 S. IH-35, Austin, Texas	IH35 Office Partners, LLC
Katy-Satellite	722 Pin Oak Road, Ste. 212, Katy, Texas	Pin Oak Plaza, LC

AUDIT-ENFORCEMENT, IN-STATE:		
Austin Audit	2015 S. IH-35, Ste. 202	IH35 Office Partners, LLC
Corpus Christi Audit & Enforcement	500 North Shoreline Blvd., Ste. 1000 & 1015	500 Shoreline, LLC
Dallas E. Audit	10300 North Central Expressway, Ste. 500	AREA-EY Meadow Central, LLC
Dallas N. Audit	5201 Tennyson Pkwy., Ste 208	Lincoln Property Company
Dallas W. Audit	2655 Villa Creek Drive, Ste. 270	Gupta Properties - One Metro, LLC
Euless Audit	831 W. Euless Blvd., Ste. 7	HEP101 TX, LLC
Ft. Worth (Benbrook) Audit	6320 Southwest Blvd., Ste 201	RP Partners
Houston Central Audit	1919 North Loop West, Ste. 311	BS North Loop West, LLC
Houston N. Audit	4201 FM 1960, Ste. 460	Schiller RE Investments
Houston S. Audit	2656 South Loop West, Ste. 400	Forbes Land Corporation
Houston W. Audit	1260 Pin Oak Road, Ste. 212	Pin Oak Atrium
Lubbock Audit	6104 66th St., Ste. 300	Epic Sky Properties, LLC
McAllen Audit	200 South 10th St., Ste. 801	CRP 10th Street, LTD
Odessa Audit	6005 Eastridge Rd., Ste. 240	OEB Eastridge, LLC
San Antonio Audit	5710 W. Hausman Rd., Ste. 105	Grandview Partnership, LTD
Tyler Audit	3800 Paluxy Drive, Ste. 300	Genecov Investments, LTD

AUDIT, OUT-OF-STATE:		
Chicago	1411 Opus Pl., Executive Towers II, Ste. 165	Executive Towers Illinois Realty LP
Los Angeles	17777 Center Court Drive N., Ste. 700	Cerritos Center Court, LLC
New York	475 Park Ave. South, 19th Floor	475 Building Company, LLC
Tulsa	1323 East 71st St., Ste. 103	Tulsa Portfolio Oklahoma Realty, LP

ENFORCEMENT, IN-STATE:		
Abilene Enforcement	1 Village Drive, Ste. 250	Abilene Century Plaza, LLC
Amarillo Audit & Enforcement	301 South Polk St., Ste. 450	Amarillo Building, LLC
Austin Call Center	2015 S. IH-35, Ste. 300, Austin, Texas	IH35 Office Partners, LLC
Austin N. Enforcement	12345 North Lamar Blvd., Ste. 175	Park Central Austin, LLC
Brownsville Enforcement	1655 Ruben Torres Sr. Blvd., Ste 104	Holzman Group, LTD
Dallas N.W. Enforcement	1250 West Mockingbird Ln., Ste. 250	Asset 1250 Mockingbird, LP
Dallas S.W. Enforcement	400 South Zang Blvd., Ste. 900	Lake-Moreno Tower, LTD
Ft. Worth Enforcement	4500 Mercantile Plaza, Ste. 200	Mercantile Partners, LP
Houston N.W. Enforcement	1919 North Loop West, Ste. 640	BS North Loop West, LLC
Houston S.E. Enforcement	2222 Bay Area Blvd., Ste 108	Bay 2222 Corporation
Houston S.W. Enforcement	1011 Highway 6 South, Ste. 120	BH Commercial Portfolio, LLC
Laredo Enforcement	5219 McPherson Rd., Ste. 302	Siller Excel, Inc.
Lubbock Enforcement	5012 50th St., Ste. 202	3 Wiggle, LLC
McAllen Enforcement	200 South 10th St., Ste. 301	CRP 10th Street, LTD
San Antonio N.W. Enforcement	10010 San Pedro Ave., Ste. 410	Mercury SA, LP
Tyler Enforcement	3800 Paluxy Drive, Ste. 300	Genecov Investments, LTD
Wichita Falls Enforcement	925 Lamar, Ste. 1900	Wichita Falls TX 1 SGF, LLC

* The LBJ Building FTE and square footage totals include the State Energy Conservation Office (907), which has 7 employees, the Texas Broadband Development Office (909), which has 6 employees, and the Opioid Abatement Fund Council, which has 1 employee. These offices share a combined space of 5,200 square feet.

** The Central Svcs. Annex Building FTE and square footage totals include the Texas Prepaid Higher Education Tuition Board (315), which has 17 employees who occupy 2,258 square feet.

*** The Rusk Building FTE and square footage totals include the Texas Treasury Safekeeping Trust Company (930), which has 78 employees who occupy 12,802 square feet.

UNAUDITED
Comptroller of Public Accounts (304)

Schedule of Space Occupied (concluded)

For the Fiscal Year Ended Aug. 31, 2022

Lease No.	Type	Sq. Ft.	FTEs	Cost Per Sq. Ft.	Cost Per Month	Annual Cost	Length of Contract
none	Office	212,133	1,082	0.00	0.00	0.00	not applicable
none	Office	32,620	156	0.00	0.00	0.00	not applicable
none	Office	24,832	187	0.00	0.00	0.00	not applicable
none	Office	9,701	70	0.00	0.00	0.00	not applicable
none	Office	33,733	134	0.00	0.00	0.00	not applicable
none	Office	2,053	13	0.00	0.00	0.00	not applicable
none	Office	6,754	34	0.00	0.00	0.00	not applicable
State Owned Office Building Total		<u>321,826</u>	<u>1,676</u>				

Lease No.	Type	Sq. Ft.	FTEs	Cost Per Sq. Ft.	Cost Per Month	Annual Cost	Length of Contract
6728	Warehouse	26,287	8	\$ 0.84	\$ 22,032.47	\$ 264,389.60	5/1/13 thru 4/30/23
10337	Office	0	0	1.70	15,612.05	93,672.30	1/1/17 thru 02/28/22
20483	Office	986	1	1.31	1,294.00	15,528.00	1/1/15 thru 12/31/23
10337	Office	5,047	35	1.76	8,863.35	106,360.20	3/1/22 thru 02/28/25
20497	Office	5,427	23	2.54	13,794.08	165,528.96	5/1/16 thru 4/30/26
10640	Office	6,867	36	2.35	16,112.77	80,388.25	11/1/19 thru 12/31/29
20613B	Office	4,696	42	3.24	15,215.04	182,580.48	12/1/18 thru 11/30/28
20054	Office	9,579	39	1.48	14,196.44	170,357.33	7/1/14 thru 3/31/27
1528	Office	5,697	11	1.29	7,372.92	88,474.99	11/1/16 thru 1/31/23
9841	Office	5,000	30	1.24	6,201.02	74,412.24	2/1/17 thru 11/30/22
20615	Office	8,925	29	1.39	12,377.95	148,535.38	1/1/19 thru 6/30/29
20610	Office	5,019	23	1.51	7,562.44	90,749.26	2/1/18 thru 1/31/23
1245	Office	7,687	48	1.50	11,555.25	138,663.00	9/1/19 thru 8/31/29
20200	Office	6,124	43	2.18	13,321.16	159,853.92	12/1/19 thru 11/30/26
20565	Office	2,963	17	1.45	4,290.96	51,491.50	7/1/17 thru 6/30/27
20454	Office	2,521	21	2.04	5,138.26	61,659.06	2/1/20 thru 1/31/30
20647	Office	2,726	6	2.45	6,676.43	80,117.16	9/1/19 thru 8/31/24
20456	Office	7,891	44	2.22	17,511.40	210,136.80	6/1/15 thru 3/31/25
9797	Office	3,134	17	1.74	5,447.12	65,365.44	9/1/17 thru 8/31/27
20578	Office	3,366	20	2.26	7,604.34	91,252.13	5/1/17 thru 4/30/27
20162	Office	3,092	22	3.85	11,910.80	142,929.56	2/1/18 thru 1/31/28
20655	Office	5,173	12	5.74	29,676.71	356,120.50	1/1/20 thru 2/28/30
20626	Office	3,282	24	0.92	3,013.27	36,159.24	5/1/19 thru 10/31/24
20502	Office	3,114	10	1.69	5,253.38	57,787.18	8/1/16 thru 7/31/22
10165	Office	2,790	2	2.26	6,302.05	75,624.61	2/1/21 thru 1/31/26
10337	Office	17,939	67	1.92	34,484.12	413,809.38	3/1/22 thru 2/28/25
20623A	Office	6,812	12	2.91	19,807.34	237,688.08	3/1/20 thru 2/28/30
20577	Office	3,027	12	3.03	9,172.00	110,064.00	11/1/17 thru 10/31/22
1775	Office	6,411	24	2.18	14,002.52	168,030.20	2/1/20 thru 1/30/30
10235	Office	3,698	17	1.40	5,193.83	62,325.96	3/1/14 thru 02/29/24
20607	Office	6,518	21	3.18	20,738.40	248,860.74	12/1/18 thru 11/30/23
20589	Office	4,757	24	1.47	7,004.40	84,052.84	5/1/18 thru 2/28/23
20516A	Office	7,843	19	2.67	20,962.56	251,550.72	9/1/17 thru 10/31/22
20546	Office	4,764	22	2.85	13,582.03	162,984.36	4/1/22 thru 4/30/27
20603	Office	3,721	15	2.23	8,284.45	99,413.40	6/1/18 thru 6/30/23
10767	Office	2,448	12	2.06	5,052.88	60,634.56	7/1/22 thru 11/30/27
20430	Office	3,771	16	1.78	6,725.23	80,702.73	2/1/20 thru 1/31/25
20501	Office	5,713	18	2.48	14,192.57	170,310.80	7/1/16 thru 6/30/26
9797	Office	2,101	14	1.96	4,110.73	49,328.76	9/1/17 thru 8/31/23
20049	Office	1,166	4	1.49	1,742.58	12,198.05	4/1/21 thru 3/31/24

Leased Space Total	<u>218,082</u>	<u>860</u>		<u>\$ 453,391.27</u>	<u>\$ 5,220,091.67</u>
Grand Total	<u>539,908</u>	<u>2,535</u>		<u>\$ 453,391.27</u>	<u>\$ 5,220,091.67</u>

UNAUDITED
Comptroller of Public Accounts (304)

Schedule of Professional/Consulting Fees and Legal Service Fees

For the Fiscal Year Ended August 31, 2022

Name	Service Performed	Amount
PROFESSIONAL / CONSULTING FEES		
22nd Century Technologies, Inc	Information Technology Services	\$ 294,702.64
4 Consulting, Inc.	Information Technology Services	46,800.00
Accenture, LLP	Information Technology Services	22,252,972.47
Adjacent Technologies, Inc.	Information Technology Services	30,000.00
AKF Consulting, LLC	Investment Counseling Services	874.12
Alamo Area Council of Governments	Educational/Training Services	490.00
Allied Consultants	Information Technology Services	2,057,886.50
Altex Technology, Inc.	Information Technology Services	97.30
Amazon Web Services, Inc.	Information Technology Services	162,042.80
Amer Technology, Inc.	Information Technology Services	242,290.00
AON Hewitt Investment	Investment Counseling Services	600.00
Apple, Inc.	Information Technology Services	154.75
Armstrong & Armstrong Attorneys and Counsellors, PC	Other Professional Services	47,850.00
Arrati, Inc.	Information Technology Services	316,055.24
Askreply Inc/B2GNOW	Information Technology Services	200,791.00
Association Of Certified Fraud Examiners	Educational/Training Services	773.00
Association of International Certified Professional Accountants	Educational/Training Services	1,700.00
ASTD	Educational/Training Services	1,745.00
Athomtech, Inc.	Information Technology Services	522,840.75
Audrey Selden	Educational/Training Services	2,500.00
Bansar Technologies, Inc.	Information Technology Services	1,337,084.68
BBD, LLP	Financial and Accounting Services	20,000.00
BMC Software, Inc.	Information Technology Services	75,000.00
Buzzclan, LLC	Information Technology Services	179,941.60
C & T Consulting Services, LLP	Information Technology Services	260,742.00
C & T Information Technology Consulting, Inc.	Information Technology Services	988,900.14
Cambay Consulting, LLC	Information Technology Services	34,462.72
Capitol Consulting Services	Information Technology Services	117,077.00
Carahsoft Technolgy Corporation	Educational/Training Services	61,671.20
Carahsoft Technolgy Corporation	Information Technology Services	930,426.96
CBK Computing Group, LLC	Information Technology Services	37,440.00
CBT Nuggets, LLC	Educational/Training Services	885.00
CDW Government, Inc.	Educational/Training Services	7,990.00
CDW Government, Inc.	Information Technology Services	814,107.60
Cherryroad Technologies, Inc.	Information Technology Services	214,500.00
Cima Solutions Group, LLC	Educational/Training Services	11,300.00
Cima Solutions Group, LLC	Information Technology Services	67,655.00
Cloud Consulting Services, Inc.	Information Technology Services	80,850.00
Compsych Corporation	Other Professional Services	49,785.80
Conquest Consulting, LLC	Information Technology Services	187,936.16
Convergeone, Inc.	Educational/Training Services	6,504.60
Convergeone, Inc.	Information Technology Services	29,472.30
Cooper Consulting Company	Information Technology Services	190,848.00
Cooperative Personnel Services	Educational/Training Services	3,250.00
CPETHink Com, LTD	Educational/Training Services	79.89
CPS HR Consulting	Educational/Training Services	15,655.00
Creative Breakthroughs, Inc.	Information Technology Services	112,245.00
Creative Training Techniques, Inc.	Educational/Training Services	1,196.25
Critical Start, LLC	Information Technology Services	183,004.97
Databank IMX, LLC	Educational/Training Services	8,161.21
Datamanusa, Inc.	Information Technology Services	523,883.06
Dell Marketing, LP	Information Technology Services	28,066.04
Deque Systems, Inc.	Information Technology Services	10,021.00
Digerati Systems, Inc.	Information Technology Services	308,605.00
Dispute Resolution Center	Other Professional Services	100.00
Docker, Inc.	Information Technology Services	4,217.55
Dutech Systems, Inc.	Information Technology Services	215,753.92

Continued on the following page

UNAUDITED
Comptroller of Public Accounts (304)

Schedule of Professional/Consulting Fees and Legal Service Fees (continued)

For the Fiscal Year Ended August 31, 2022

Name	Service Performed	Amount
PROFESSIONAL / CONSULTING FEES (continued)		
EA Principles, Inc.	Educational/Training Services	\$ 1,495.00
E-Consulting, Inc.	Information Technology Services	403,045.16
EKHP Consulting, LLC	Information Technology Services	188,426.00
Enterprise Performance Strategies, Inc.	Information Technology Services	29,400.00
Enterprise Training Solutions	Educational/Training Services	940.00
ERAD Group, LLC	Information Technology Services	3,000.00
Escal Institute of Advanced Technologies, Inc.	Educational/Training Services	28,440.00
Esolvit, Inc.	Information Technology Services	271,651.88
Executive Women in Texas Government	Educational/Training Services	150.00
FIGMA, Inc.	Information Technology Services	1,620.00
Flores and Associates, LLC	Information Technology Services	520.00
Forge Resilience	Educational/Training Services	800.00
Gateway Cabling, LLC	Information Technology Services	999.00
Gemological Institute of American, Inc.	Educational/Training Services	750.00
Genius Road, LLC	Information Technology Services	33,456.00
Google, Inc.	Information Technology Services	139.22
GTS Technology Solutions, Inc.	Information Technology Services	1,122,240.57
Health Equity Matters, LLC	Educational/Training Services	1,500.00
Hireblazer, LLC	Information Technology Services	17,466.54
HopeCPR, LLC.	Educational/Training Services	810.00
Horizons Southwest Management, LP	Educational/Training Services	3,155.49
Idea Technologies, LLC	Information Technology Services	32,536.00
Identrust, Inc.	Information Technology Services	238.78
IDMWorks, LLC	Educational/Training Services	14,990.00
Infojini, Inc.	Information Technology Services	73,664.00
Infostride, Inc.	Information Technology Services	43,600.80
Institute of Internal Auditors Austin Chapter	Educational/Training Services	200.00
Institute of Internal Auditors San Antonio	Educational/Training Services	40.00
Integrateus, LLC	Information Technology Services	534,453.39
International Business Machines Corporation	Information Technology Services	58,353.92
John A. Daly	Educational/Training Services	2,400.00
Kahoot	Information Technology Services	480.00
Kelmar Associates, LLC	Information Technology Services	1,234,875.00
Knowledgehut, Inc.	Educational/Training Services	8,392.00
KPMG, LLP	Financial and Accounting Services	114,705.00
KST Data, Inc.	Information Technology Services	101,745.84
Lava Studios, Inc.	Other Professional Services	2,995.00
Learning Tree International USA, Inc.	Educational/Training Services	56,882.00
Llama, LLC	Information Technology Services	15,000.00
Loblolly Consulting, LLC	Information Technology Services	186,820.00
Luna Data Solutions, Inc.	Information Technology Services	262,928.00
Lynn Wills	Educational/Training Services	5,500.00
M9 Consulting, Inc.	Information Technology Services	192,019.75
Mary Castleberry	Educational/Training Services	11,000.00
Maximus Consulting Services, Inc.	Other Professional Services	3,000.00
McMurtry Allan	Other Professional Services	1,974.00
Mgt Of America Consulting, LLC	Other Professional Services	28,000.00
Microsoft Corporation	Information Technology Services	12,796.00
Momentive, Inc.	Information Technology Services	24,009.04
Multistate Tax Commission	Educational/Training Services	200.00
National Human Resource Group, LLC	Information Technology Services	51,222.98
Neos Consulting Group, LLC	Information Technology Services	4,803,006.38
Netronix Integration	Information Technology Services	10,150.00
NF Consulting Services	Information Technology Services	498,027.50
Nick Daugherty	Educational/Training Services	1,500.00
Nipun Systems, Inc.	Information Technology Services	1,498,812.77
Ondata, Inc.	Information Technology Services	50,878.50

Continued on the following page

UNAUDITED
Comptroller of Public Accounts (304)

Schedule of Professional/Consulting Fees and Legal Service Fees (continued)

For the Fiscal Year Ended August 31, 2022

Name	Service Performed	Amount
PROFESSIONAL / CONSULTING FEES (continued)		
Onur Ulgen, Inc.	Information Technology Services	\$ 127,264.00
Openjs Foundation	Educational/Training Services	5,724.00
Oracle America, Inc.	Information Technology Services	2,201,526.74
Passage Technology	Information Technology Services	2,060.04
Paw, Inc.	Information Technology Services	1,000.00
Pineapple Strategies, LLC	Educational/Training Services	2,000.00
PMCS Services, Inc.	Information Technology Services	316,095.70
Porter Burgess Company	Educational/Training Services	3,610.00
Porter Burgess Company	Information Technology Services	17,920.00
Power DMS, Inc.	Information Technology Services	4,672.55
Presidio Networked Solutions Group, Inc.	Information Technology Services	389,544.00
Presidio Technology Capital, LLC	Information Technology Services	2,817.50
Quadient, Inc.	Information Technology Services	10,944.00
Rapisource, LLC	Information Technology Services	418,346.20
Red River Consulting Services, Inc.	Information Technology Services	242,505.00
Rehmani Consulting, Inc.	Information Technology Services	11,913.00
Resource Integrators, LLC	Information Technology Services	6,995,618.50
RFD & Associates, Inc.	Information Technology Services	671,880.80
Rollbar, Inc.	Information Technology Services	990.00
Savvy Technology Solutions, LLC	Information Technology Services	64,944.00
Scalr, Inc.	Information Technology Services	891.00
SCL Holdings, Inc.	Information Technology Services	525.00
Set Solutions, Inc.	Information Technology Services	26,425.89
SHI Government Solutions, Inc.	Information Technology Services	338,660.20
Sibsolutions, LLC	Educational/Training Services	1,500.00
Sistema Technologies, Inc.	Information Technology Services	257,425.46
Skillsoft Corporation	Information Technology Services	102,754.82
Skinny Cat Software, LLC	Information Technology Services	34,960.00
Soal Technologies, LLC	Information Technology Services	120,737.56
Software AG USA, Inc.	Educational/Training Services	6,144.00
Software One, Inc.	Information Technology Services	34,464.21
Solid Border, Inc.	Information Technology Services	10,113.60
SRB Systems, Inc.	Information Technology Services	800,376.72
State Auditor's Office	Educational/Training Services	5,891.00
State Office of Administrative Hearings	Other Professional Services	840,600.00
Stifel Nicolaus & Company Incorporated	Financial and Accounting Services	19,151.67
Taborda Texas, LLC	Information Technology Services	160,266.28
Taproot Solutions, Inc.	Information Technology Services	182,368.94
TEG Technologies, LLC	Information Technology Services	38,285.00
TEQSYS, Inc.	Information Technology Services	469,210.03
Texas Dept. of Information Resources	Information Technology Services	1,524,020.83
Texas Govlink, Inc.	Information Technology Services	861,608.00
Texas Police Chiefs Association Foundation	Educational/Training Services	1,000.00
Texas Society of Certified Public Accountants CPE	Educational/Training Services	550.00
The Evolvers Group, LP	Information Technology Services	24,012.00
The Institute of Internal Auditors, Inc.	Educational/Training Services	59.00
The University of Texas at Austin	Other Professional Services	14,137.50
Themis, Inc.	Educational/Training Services	1,560.00
Twilio, Inc.	Information Technology Services	7,429.62
Tyler Technologies, Inc.	Information Technology Services	8,190.00
Udemy, Inc.	Educational/Training Services	45,126.00
United Training Commerical, LLC	Educational/Training Services	23,300.93
University of California Regents	Educational/Training Services	670.00
University of Texas	Educational/Training Services	21,250.00
University of Texas at Austin	Educational/Training Services	1,490.00
Vertosoft, LLC	Information Technology Services	91,505.74
VMG Health	Other Professional Services	50,400.00

Concluded on the following page

UNAUDITED
Comptroller of Public Accounts (304)

Schedule of Professional/Consulting Fees and Legal Service Fees (concluded)

For the Fiscal Year Ended August 31, 2022

Name	Service Performed	Amount
PROFESSIONAL / CONSULTING FEES (concluded)		
Wolters Kluwer Financial Services, Inc.	Educational/Training Services	\$ 795.00
Women Executives in Texas Government, Inc.	Educational/Training Services	750.00
Workquest-Temps	Information Technology Services	20,874.16
Zencon Group, Inc.	Information Technology Services	92,160.00
Total Professional/Consulting Fees		<u>63,082,402.92</u>
LEGAL SERVICE FEES		
Bracewell, LLP	Legal Services	11,480.00
Griffin Frey, PLLC	Legal Services	455.00
Michael Best & Friedrich, LLP	Legal Services	8,754.00
Norton Rose Fulbright US, LLP	Legal Services	66,011.75
Orrick, Herrington & Sutcliffe, LLP	Legal Services	36,041.25
Total Legal Service Fees		<u>122,742.00</u>
Total Professional/Consulting Fees and Legal Service Fees		<u><u>\$ 63,205,144.92</u></u>

Miscellaneous Supplementary Information Multistate Tax Commission Report

For the Year Ended August 31, 2022

<u>Activities</u>	<u>Revenues</u>	<u>Expenditures</u>
Travel for Conferences/Meetings		\$ 14,765.35
Audit and Nexus Program Fees	7,489,665.00	0.00
Annual Membership Assessments	<u>0.00</u>	<u>198,526.00</u>
Total	<u>\$ 7,489,665.00</u>	<u>\$ 213,291.35</u>

Note:

Revenues represent previously unreported taxes collected in the current fiscal year from entities for report periods as negotiated through the Multistate Tax Commission Nexus Program.


The expenditure activity above is for Comptroller's office employees only.

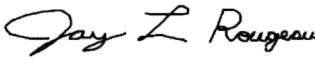
HUB Strategic Plan Progress Report

For the Fiscal Year Ending August 31, 2022

(Source: Texas Government Code, Title 10, Subtitle D, Section 2161.124)

Goal - Strategic Plan HUB Goal Actual = % Spent with HUBs from HUB Report	Actual for FY 21	Actual for FY 22	Goal for FY 23
Heavy construction other than buildings	N/A	N/A	N/A
Building construction, including general contractors and operative builders contracts	N/A	N/A	N/A
Special trade construction contracts	6.62%	1.31%	32.90%
Professional services contracts	0.00%	0.00%	23.70%
Other services contracts	32.55%	36.16%	26.00%
Commodities contracts	13.23%	6.98%	21.10%

Prepared By: 
Printed Name: Terri Thomas, HUB Coordinator
Phone Number: (512) 475-0007

Approved by: 
Printed Name: Jay Rougeau, Manager Contract Administration and Procurement
Phone Number: (512) 463-6914

UNAUDITED
Comptroller of Public Accounts (304)

Appropriation Item Transfers*

For the Fiscal Year Ended August 31, 2022

ITEM OF APPROPRIATION	Transfers - In	Transfers - Out	Net Transfers
A. Goal: Compliance with Tax Laws			
A.1.1. (13001) Ongoing Audit Activities	\$ 3,998,453.00	\$ 39,597,367.54	\$(35,598,914.54)
A.2.1. (13002) Tax Laws Compliance	33,325,268.01	53,371,706.75	(20,046,438.74)
A.3.1. (13003) Taxpayer Information	1,345,963.67	7,393,693.19	(6,047,729.52)
A.4.1. (13004) Tax Hearings	754,420.12	2,803,403.57	(2,048,983.45)
	<u>39,424,104.80</u>	<u>103,166,171.05</u>	<u>(63,742,066.25)</u>
B. Goal: Manage Fiscal Affairs			
B.1.1. (13005) Accounting/Reporting	1,743,553.95	12,914,041.76	(11,170,487.81)
B.1.2. (13030) CAPPs Implementation	4,364,707.82	4,364,707.82	0.00
B.2.1. (13009) Property Tax Program	3,082,135.60	4,985,975.33	(1,903,839.73)
B.3.1. (13014) Treasury Operations	940,722.94	2,438,155.19	(1,497,432.25)
B.4.1. (13027) Procurement and Support Services	3,461,886.43	4,038,373.55	(576,487.12)
	<u>13,593,006.74</u>	<u>28,741,253.65</u>	<u>(15,148,246.91)</u>
C. Goal: Manage State Revenue			
C.1.1. (13011) Revenue and Tax Processing	2,393,411.74	17,483,891.25	(15,090,479.51)
	<u>2,393,411.74</u>	<u>17,483,891.25</u>	<u>(15,090,479.51)</u>
Administrative and Support Cost			
(13901,13902, 13903, 13904, 13905)	99,549,450.82	5,568,658.15	93,980,792.67
	<u>\$154,959,974.10</u>	<u>\$154,959,974.10</u>	<u>\$ 0.00</u>

*This schedule does not include benefit replacement pay or transfers to other state agencies.

Schedule of State-Owned or Leased Vehicles Used by State Employees

For the Fiscal Year Ended August 31, 2022

Employee Name	Job Title	Reason for Authorization
SUPPORT SERVICES		
Agency Support Services		
Stephen McDonald	Director III	Administration
Shane Hill	Manager V	Administration
Operation Support and Print Operations		
Abdul Mansoor	Manager V	Administration
Adrian Gutierrez	Program Specialist IV	Administration
Noel Smith	Program Specialist I	Agency Messenger Runs
Mario Luna	Program Specialist I	Agency Messenger Runs
Pedro Moncado	Program Specialist I	Agency Messenger Runs
Gilbert Trevino	Manager V	Agency Messenger Runs
Charles Gonzales	Program Specialist I	Agency Messenger Runs
Ricardo Garza	Program Specialist I	Agency Messenger Runs
Access Control		
Kevin Castilleja	Program Specialist III	Exec Driver
Patrick Torres	Program Specialist I	Exec Driver
Warehouse Operations		
Christopher Ygnacio	Manager I	Deliveries to local Comptroller Offices
Jared Zimmerman	Admin. Asst. II	Deliveries to local Comptroller Offices
Joanne Cortez	Program Specialist I	Deliveries to local Comptroller Offices
Larry Gray	Admin. Asst. III	Deliveries to local Comptroller Offices
Melvin Inker	Program Specialist II	Deliveries to local Comptroller Offices
Frankie Wooten	Program Specialist I	Deliveries to local Comptroller Offices
Mail Operations		
Michael Vassar	Admin. Asst. III	Agency Messenger Runs
Cecil Harden	Admin. Asst. III	Agency Messenger Runs
Meloni Haggerton	Admin. Asst. III	Agency Messenger Runs
Tony Garcia	Admin. Asst. II	Agency Messenger Runs
INNOVATION AND TECHNOLOGY		
Infrastructure		
Enrique Morales	System Analyst IV	Transport data equipment to local Comptroller Offices
Michael Martinez	System Support Specialist III	Transport data equipment to local Comptroller Offices
ACCOUNT MAINTENANCE		
Selom Agbottah	Accounts Examiner IV	Driver/Transport tobacco stamps from the Rusk to LBJ Bldg.
Jose Guerrero	Accounts Examiner IV	Driver/Transport tobacco stamps from the Rusk to LBJ Bldg.
Joshua Vaughan	Accounts Examiner III	Driver/Transport tobacco stamps from the Rusk to LBJ Bldg.
REVENUE PROCESSING		
Yasmeen Asif	Supervisor	Picking up mail from the Post Office
Brandon Hernandez	Accounts Examiner III	Picking up mail from the Post Office
Diclif Fletcher	Accounts Examiner IV	Picking up mail from the Post Office
Mariah Gomez	Accounts Examiner III	Picking up mail from the Post Office
Johnny Moreno	Accounts Examiner III	Picking up mail from the Post Office
Curtis Peterson	Accounts Examiner V	Picking up mail from the Post Office
Jaelyn Williams	Accounts Examiner III	Picking up mail from the Post Office
Monica Zeelenberg	Accounts Examiner III	Picking up mail from the Post Office

Schedule of State-Owned or Leased Vehicles (concluded) Used by State Employees

For the Fiscal Year Ended August 31, 2022

Employee Name	Job Title	Reason for Authorization
STATEWIDE PROCUREMENT		
Statewide Mail Operations		
Nicklaus Watson	Manager IV	Administration
Virginia Alvarez	Admin. Asst. IV	Mail Operations
Frank Burton	Admin. Asst. IV	Mail Delivery and Collections
Jessica Lopez-White	Admin. Asst. III	Mail Operations
Brenda Ruiz	Admin. Asst. III	Mail Operations
Michael Torres	Admin. Asst. III	Mail Delivery and Collections
Kevin Hooper	Admin. Asst. III	Mail Delivery and Collections
Leon McMarion	Admin. Asst. III	Mail Delivery and Collections
Cedric Allen	Admin. Asst. III	Mail Delivery and Collections
Steve Lamoreaux	Admin. Asst. III	Mail Delivery and Collections

Schedule of Vehicles Purchased

For the Year Ended August 31, 2022

Make	Model	Year	Purchase Price/Vehicle Receipt Value	Type of Use	Fuel Efficiency Rating (City/Highway MPG)	Plate #	Asset #
------	-------	------	--------------------------------------	-------------	---	---------	---------

Texas Purchasing and State Services

No vehicles were purchased in FY22.

Comptroller's Judiciary Section (241)

NONFINANCIAL DATA STATEMENTS

UNAUDITED
Comptroller's Judiciary Section (241)

UNAUDITED
Comptroller's Judiciary Section (241)

Appropriation Item Transfers*

For the Fiscal Year Ended August 31, 2022

ITEM OF APPROPRIATION	Transfers - In	Transfers - Out	Net Transfers
A. Goal: Judicial Salaries and Payments			
Strategies:			
A.1.2. (13037) Visiting Judges - Regions	\$ 905,200.00	_____	\$ 905,200.00
Total Goal A: Judicial Salaries and Payments	<u>905,200.00</u>	<u>0.00</u>	<u>905,200.00</u>
D. Goal: Special Programs			
Strategies:			
D.1.6. (13033) National Center For State Courts	141,056.53	0.00	141,056.53
Total Goal D: Special Programs	<u>141,056.53</u>	<u>0.00</u>	<u>141,056.53</u>
NET APPROPRIATION ITEM TRANSFERS	<u>\$ 1,046,256.53</u>	<u>\$ 0.00</u>	<u>\$ 1,046,256.53</u>

*This schedule does not include benefit replacement pay or transfers to other state agencies.

UNAUDITED
Comptroller's Judiciary Section (241)

Comptroller – Fiscal (902)
NONFINANCIAL DATA STATEMENTS

UNAUDITED
Comptroller – Fiscal (902)

UNAUDITED
Comptroller – Fiscal (902)

Schedule of Professional/Consulting Fees

For the Fiscal Year Ended August 31, 2022

Name	Service Performed	Amount
A Karen West	Other Professional Services	\$ 2,850.00
Abim Jones	Other Professional Services	4,500.00
Adam L. Pomerantz	Other Professional Services	5,550.00
Albert A. Cannistra	Other Professional Services	5,925.00
Alice Bruni	Other Professional Services	7,200.00
Alison R. Hunsicker	Other Professional Services	5,500.00
Allan R. Lazor	Other Professional Services	7,000.00
Allen Wayne Leitko	Other Professional Services	7,900.00
Allison Conerly	Other Professional Services	1,900.00
Amy Patton	Other Professional Services	8,000.00
Andrea M. Fahrenthold	Other Professional Services	2,050.00
Andrew Koch	Other Professional Services	1,800.00
Angela L. Dixon	Other Professional Services	6,400.00
Ann Michael	Other Professional Services	11,000.00
Antonio V. Concepcion	Financial and Accounting Services	24,100.00
Arsia Ahulia Adams	Other Professional Services	3,200.00
Audit Services US, LLC	Financial and Accounting Services	182,179.83
Bertram W. Jenkins	Other Professional Services	3,550.00
Bertrand Carl Moser	Other Professional Services	3,550.00
Betsy V. Farver	Other Professional Services	6,100.00
Bianca E. Montalvo	Other Professional Services	1,850.00
Bobby R. Griffith, Jr	Other Professional Services	4,000.00
Brad L. Armstrong	Other Professional Services	10,075.00
Brandy D. Douglas	Other Professional Services	7,050.00
Brenda Tschirhart	Financial and Accounting Services	70,050.00
Brucus L. Owdley	Other Professional Services	2,300.00
Byron Mark Escue	Other Professional Services	1,850.00
C & T Information Technology Consulting, Inc.	Information Technology Services	142,756.00
Camille M. Tankersley	Other Professional Services	3,350.00
Candace Rubin	Other Professional Services	450.00
Carl Ginsberg	Other Professional Services	11,700.00
Carlos D. Gonzalez	Other Professional Services	5,200.00
Carol A. Cantrell	Other Professional Services	10,050.00
Carol E. Williams	Other Professional Services	4,300.00
Cecile S. Hanna	Other Professional Services	9,700.00
Celia M. Harness	Other Professional Services	4,900.00
Chanketha T. Driver	Other Professional Services	4,200.00
Charles D. Bratton	Other Professional Services	5,525.00
Charles L. Howard	Other Professional Services	600.00
Christian S. Dennie	Other Professional Services	5,450.00
Christina M. Hendry	Other Professional Services	6,350.00
Christopher W. Jones	Other Professional Services	7,200.00
Cindy H. Coats, CPA	Financial and Accounting Services	22,050.00
Collecto, Inc	Financial and Accounting Services	622,943.06
Comeka C. Anderson Diaz	Other Professional Services	3,300.00
Courtney J. Bowie	Other Professional Services	1,650.00
Courtney Tella	Other Professional Services	400.00
Cynthia Alvarez	Financial and Accounting Services	18,859.50
Cynthia Fay Miles	Other Professional Services	4,000.00
Dan A. Northern	Financial and Accounting Services	43,900.00
Daniel Fulkerson	Other Professional Services	5,350.00
Daphne A. Rambo	Other Professional Services	4,600.00
David A. Desoto	Other Professional Services	3,500.00
David G. Ross	Other Professional Services	13,100.00
David J. Kaplan	Other Professional Services	5,425.00
David M. Nittler	Other Professional Services	5,850.00
Deborah A. Jurasek	Other Professional Services	9,550.00
Deborah K. Brewer	Other Professional Services	3,350.00
Debra Lawson	Other Professional Services	5,200.00
Delores A. Nornberg	Financial and Accounting Services	61,850.00
Demetria L. Walker	Other Professional Services	3,500.00
Denise E. Peterson	Other Professional Services	2,850.00

Continued on the following page

UNAUDITED
Comptroller – Fiscal (902)

Schedule of Professional/Consulting Fees (continued)

For the Fiscal Year Ended August 31, 2022

Name	Service Performed	Amount
Dennis D. Steger	Other Professional Services	\$ 3,050.00
Derek Flowers	Other Professional Services	4,050.00
Diana L. Squires	Other Professional Services	3,900.00
Diane M. Wanger	Other Professional Services	3,100.00
Dianne S. Davis	Other Professional Services	2,250.00
Dibrell Page Dobbs	Financial and Accounting Services	88,950.00
Dick A. Gann	Other Professional Services	6,700.00
Discovery Audit Services, LLC (DAS)	Financial and Accounting Services	765,483.77
Donald D. Lacy, III	Other Professional Services	2,550.00
Donald R. Harrell, Sr	Other Professional Services	14,300.00
Donna R. Harris	Other Professional Services	9,800.00
Edwin E. Scharf	Other Professional Services	1,900.00
EECS, LLC	Financial and Accounting Services	211,267.37
Elizabeth A. Harris	Other Professional Services	6,250.00
Elizabeth D. Osborne	Other Professional Services	3,650.00
Ernest Joseph Hernandez	Other Professional Services	8,050.00
Fabian Avina	Financial and Accounting Services	62,200.00
Fabiana Baum	Other Professional Services	2,200.00
Felecia Yvonne Peavy	Other Professional Services	4,900.00
Felicia Harris Hoss	Other Professional Services	4,000.00
Felipe Guerrero, Jr	Other Professional Services	5,150.00
Flor Hermida Holmes	Financial and Accounting Services	73,000.00
Francine M. Wharton	Other Professional Services	6,850.00
Francis J. Bourgeois	Other Professional Services	3,250.00
Fred F. Buchholtz	Other Professional Services	6,250.00
Fredreck S. Hudgens	Other Professional Services	5,850.00
Garrett State Tax Service, Inc	Financial and Accounting Services	77,025.00
Garth Lewis	Other Professional Services	2,550.00
Gary Jason Fischman	Other Professional Services	4,550.00
Gary Sanders	Other Professional Services	8,600.00
Gary T. Voit	Other Professional Services	3,075.00
Gary Trader	Other Professional Services	7,200.00
George T. Tolmachoff	Other Professional Services	1,200.00
Gila, LLC	Financial and Accounting Services	2,491.60
Gilbert G. Dufilho	Other Professional Services	2,250.00
Glenn Louis Lockett, Jr	Other Professional Services	5,750.00
Glenn P. Newton	Other Professional Services	9,425.00
Gregory Nino	Other Professional Services	5,650.00
Gregory W. Shaw	Other Professional Services	450.00
Gwendolyn L. Canady	Other Professional Services	9,050.00
Heather G. Layton	Other Professional Services	2,300.00
Hive City Financial Consulting, LLC	Financial and Accounting Services	21,928.50
Homer Max Wiesen	Financial and Accounting Services	15,950.00
Innovative Advocate Group, Inc	Financial and Accounting Services	62,731.70
Iris L. Grant	Other Professional Services	4,450.00
Jack A. Poole, Jr	Other Professional Services	5,000.00
Jack Salamone	Other Professional Services	4,950.00
Jamelda W. Burton-Domino	Other Professional Services	12,500.00
James Boyd Jameson, Jr	Other Professional Services	3,000.00
James D. Aarant	Other Professional Services	4,525.00
James Douglas Gaughan	Other Professional Services	2,200.00
James E. Vale, Sr	Other Professional Services	8,600.00
James Gerard Gumbert	Other Professional Services	10,000.00
James L. Maibach	Other Professional Services	2,050.00
James P. Thompson	Other Professional Services	7,800.00
James R. Webb	Other Professional Services	3,700.00
James S. Wallace	Other Professional Services	4,600.00
James W. Dinkins	Other Professional Services	42,700.00
Jane M. Tecklenburg	Other Professional Services	5,000.00
Jason Visor	Other Professional Services	4,600.00
Jeffrey F. Branson	Other Professional Services	5,800.00
Jeffrey H. Kilgore	Other Professional Services	3,650.00

Continued on the following page

UNAUDITED
Comptroller – Fiscal (902)

Schedule of Professional/Consulting Fees (continued)

For the Fiscal Year Ended August 31, 2022

Name	Service Performed	Amount
Jennifer L. Viner	Other Professional Services	\$ 900.00
Jennifer R. Clark	Other Professional Services	3,250.00
Jermecia A. Beachem	Other Professional Services	7,700.00
Jett W. Rink	Other Professional Services	10,150.00
Joan M. Durkin	Other Professional Services	750.00
Jodi L. Sherretts	Other Professional Services	6,900.00
John Brusniak, Jr	Other Professional Services	1,300.00
John Francis Jacob	Other Professional Services	9,150.00
John H. Dorie	Other Professional Services	900.00
John M. Royalty	Other Professional Services	5,200.00
John M. Shaw	Other Professional Services	7,200.00
John S. Gaines	Other Professional Services	2,900.00
John V. Stockton, Jr	Other Professional Services	3,800.00
John W. Kelly, Jr	Other Professional Services	7,050.00
Jon Mark Robertson	Other Professional Services	6,400.00
Jordan C. Foster	Other Professional Services	1,200.00
Jorge L. Alarcon	Other Professional Services	3,250.00
Josef Adam Riekers	Other Professional Services	4,500.00
JPG-EJG, LLC	Financial and Accounting Services	70,500.00
Judy Hannah	Financial and Accounting Services	41,300.00
Julie R. Ortiz, CPA	Financial and Accounting Services	96,000.00
June A. Mann	Other Professional Services	6,575.00
Karen Boyd Williams	Other Professional Services	2,550.00
Karen Demetro	Other Professional Services	3,150.00
Kathryn McLaurin	Other Professional Services	7,750.00
Katrina Hamrick	Other Professional Services	1,175.00
Keana Theresa Taylor	Other Professional Services	4,150.00
Kelmar Associates, LLC	Financial and Accounting Services	1,200,701.87
Kevin A. Forsberg	Other Professional Services	4,500.00
Kevin Lessman	Other Professional Services	3,850.00
KGVG Advisors, LLC	Financial and Accounting Services	11,850.00
Khrista Marque, LLC	Financial and Accounting Services	56,084.50
Kim Carmack	Other Professional Services	5,650.00
Kimberley N. Barnes Henson	Other Professional Services	5,500.00
Kroll Government Solutions, LLC	Financial and Accounting Services	4,495,899.64
Lada Angelova	Other Professional Services	6,050.00
Lana M. Lawrence	Other Professional Services	6,250.00
Lantis G. Roberts	Other Professional Services	2,775.00
Larry D. Durham	Other Professional Services	7,950.00
Lashay L. Bostick	Other Professional Services	2,800.00
Latoya D. Burns	Other Professional Services	6,100.00
Laura F. Browning	Other Professional Services	1,200.00
Laurie J. Durbin	Other Professional Services	11,125.00
Lee M. Larkin	Other Professional Services	4,650.00
LeeAnn O. Coffen	Other Professional Services	2,175.00
Leonard Schwartz	Other Professional Services	14,550.00
Leslie E. Tolliver	Other Professional Services	1,900.00
Linda S. Blackmon	Other Professional Services	4,650.00
Lisa D. Pickrell	Other Professional Services	7,150.00
Lisa Loughney	Financial and Accounting Services	19,849.50
Lisa Ross Smith	Other Professional Services	4,150.00
Loretta L. Higgins	Other Professional Services	4,350.00
Lori A. Laconta	Other Professional Services	850.00
Loubertha Nalls	Other Professional Services	925.00
Marina Roy Buenaventura	Financial and Accounting Services	87,350.00
Marjorie Johnson	Other Professional Services	9,100.00
Mark H. Ritchie	Other Professional Services	5,600.00
Mark J. Ash	Other Professional Services	8,500.00
Mark L. Fishman	Other Professional Services	13,600.00
Mark McCleary	Other Professional Services	3,650.00
Marquise Bryant	Other Professional Services	9,400.00
Martin E. Bryant	Other Professional Services	150.00

Continued on the following page

UNAUDITED
Comptroller – Fiscal (902)

Schedule of Professional/Consulting Fees (continued)

For the Fiscal Year Ended August 31, 2022

Name	Service Performed	Amount
Mary E. Skelnik	Other Professional Services	\$ 6,200.00
Mary Ellen Coimbra	Other Professional Services	5,300.00
Mary Louise Mosley	Other Professional Services	5,200.00
Mary T. Nguyen	Other Professional Services	2,050.00
Maureen Garrett	Other Professional Services	3,700.00
Mayra Alejandra Vela	Other Professional Services	1,450.00
Megone E. Trewick	Other Professional Services	1,800.00
Melissa Lemmon	Other Professional Services	9,150.00
Michael A. Jacobs	Other Professional Services	2,500.00
Michael C. Clark	Other Professional Services	6,225.00
Michael C. McDougal	Other Professional Services	3,300.00
Michael Lockridge	Other Professional Services	1,150.00
Michael P. Gallo	Other Professional Services	3,200.00
Michael S. Hill	Other Professional Services	4,300.00
Michelle Duplechain	Financial and Accounting Services	33,600.00
Michelle E. Martin	Other Professional Services	1,100.00
Millard R. Masling	Other Professional Services	5,050.00
Mina M. Banerjee	Other Professional Services	4,650.00
Mitchell B. Rowe	Other Professional Services	3,900.00
Monique M. Tezino-Saulter	Other Professional Services	6,950.00
Natalie D. Hill	Other Professional Services	3,600.00
Nicole Van Zandt	Other Professional Services	5,225.00
Patricia L. Curtis	Other Professional Services	1,425.00
Paul Hernandez	Financial and Accounting Services	62,320.50
Paul M. Sternberg	Other Professional Services	6,450.00
Paula E. Wommack	Other Professional Services	3,550.00
Paula Glynn Freeman	Other Professional Services	30,200.00
Pearl S. Landau	Other Professional Services	450.00
Philip Hundl	Other Professional Services	450.00
Pitney Bowes Software, Inc	Data Processing Services	137,500.00
Precisely Software Incorporated	Data Processing Services	550,000.00
Ramiro J. Garza	Financial and Accounting Services	79,100.00
Randy L. McKechnie	Other Professional Services	2,150.00
Rashaun N. Stagg-Shehadeh	Other Professional Services	3,050.00
Rebecca H. Ringer	Other Professional Services	6,750.00
Regina C. Proctor	Other Professional Services	5,900.00
Renee A. Jordan	Other Professional Services	1,500.00
Renee Harrison	Other Professional Services	6,600.00
Resource Integrators, LLC	Information Technology Services	1,491,381.00
Rex Allen Mann	Other Professional Services	4,250.00
Rex M. Harris	Other Professional Services	6,277.00
Rhea C. Stevens	Other Professional Services	2,775.00
Richard B. Cagney, Jr	Other Professional Services	7,900.00
Richard D. Wiese, Sr	Other Professional Services	1,650.00
Richard G. Jenkins	Other Professional Services	5,250.00
Richard M. Forrest	Other Professional Services	3,200.00
Rita P. Cannon	Other Professional Services	3,150.00
Rob Douglas Holcomb	Other Professional Services	16,750.00
Robert B. McLeroy	Other Professional Services	3,100.00
Robert E. Tschirhart	Other Professional Services	7,900.00
Robert Fabyan	Financial and Accounting Services	91,236.50
Robert J. Ola	Other Professional Services	850.00
Robert L. Wheelock	Other Professional Services	4,300.00
Robert O. Chidgey	Other Professional Services	7,000.00
Robert S. MacIntyre, Jr	Other Professional Services	3,750.00
Robert Weston Nuzum	Other Professional Services	4,350.00
Roberto M. Garcia	Other Professional Services	5,225.00
Rodney S. Powell	Other Professional Services	4,100.00
Roger S. Walker	Other Professional Services	23,000.00
Ronald D. Robinson	Financial and Accounting Services	61,875.00
Roscoe L. Van Zandt, III	Other Professional Services	450.00
Ross B. Russell	Other Professional Services	900.00

Concluded on the following page

UNAUDITED
Comptroller – Fiscal (902)

Schedule of Professional/Consulting Fees (concluded)

For the Fiscal Year Ended August 31, 2022


Name	Service Performed	Amount
Ruben A. Cortez	Other Professional Services	\$ 6,700.00
Russ A. Gressett	Other Professional Services	5,175.00
Salli R. Smith	Other Professional Services	5,500.00
Samuel Olive	Other Professional Services	3,450.00
Samuel Stewart	Other Professional Services	6,900.00
Sean Lomonaco	Financial and Accounting Services	70,250.00
Senon V. Moya, Sr	Other Professional Services	700.00
Shannon L. Mays	Other Professional Services	6,450.00
Shannon M. Wilde	Other Professional Services	1,625.00
Sharon K. Auffet	Other Professional Services	2,450.00
Sharon O. Jones	Other Professional Services	2,750.00
Shelly M. Davis-Smith	Other Professional Services	2,700.00
Sherrie L. Jackson	Other Professional Services	6,050.00
Sherry R. Wetsch	Other Professional Services	6,750.00
Stanley E. Williams	Other Professional Services	3,250.00
State And Local Tax Group, LLC	Financial and Accounting Services	145,800.00
State Sales Tax Consulting, LLC	Financial and Accounting Services	29,900.00
State Tax Consulting, LLC	Financial and Accounting Services	192,000.00
Stephani Lynn Bankett	Other Professional Services	2,800.00
Stephanie Clark Jackson	Financial and Accounting Services	105,900.00
Stephanie Guerra-Huser	Other Professional Services	450.00
Stephen G. Riddle	Other Professional Services	7,150.00
Sites Tax Consulting Group GP, LLC	Financial and Accounting Services	96,000.00
Subvet D. West	Other Professional Services	6,350.00
Suresh A. Keshani	Other Professional Services	7,800.00
Susan H. Hill	Other Professional Services	4,450.00
Sylvia S. Tsang	Other Professional Services	1,950.00
Sylvia Villanueva Flaherty	Financial and Accounting Services	64,000.00
Tamika C. Craft	Other Professional Services	1,900.00
Tammy Fleming	Other Professional Services	5,050.00
Taygor Associates, LLC	Financial and Accounting Services	64,300.50
Teresa H. Louis	Other Professional Services	4,200.00
Terri L. Davis	Other Professional Services	450.00
Terry Bruner	Other Professional Services	850.00
Terry E. Hogwood	Other Professional Services	4,950.00
Texas Tax Consulting Group, LLC	Financial and Accounting Services	34,600.00
Thomas A. Limon	Other Professional Services	2,500.00
Thomas L. Korkmas	Other Professional Services	1,350.00
Tommy D. Overton, Jr	Other Professional Services	3,600.00
Tracy G. Sims	Other Professional Services	5,450.00
Tracy L. Stanley	Other Professional Services	4,900.00
Transworld Systems, Inc	Financial and Accounting Services	4,585.90
Treasury Services Group, LLC	Financial and Accounting Services	16,128.20
Vanessa L. Johnson	Other Professional Services	4,300.00
Vernice Seriale, Jr	Financial and Accounting Services	75,933.00
Vivian W. Huang	Other Professional Services	3,550.00
Walter W. Pike	Other Professional Services	4,400.00
Wayne A. Powe	Financial and Accounting Services	31,779.00
Wilbert L. Ullrich	Other Professional Services	6,350.00
William C. Sturman	Other Professional Services	3,150.00
William G. Edge	Other Professional Services	6,250.00
William Noem Roth	Other Professional Services	3,300.00
William R. Jonson	Other Professional Services	1,650.00
William S. Featherston	Other Professional Services	1,650.00
Willie E. Harris	Other Professional Services	11,050.00
Woodrow M. Bonesio	Other Professional Services	5,800.00
Yolanda Carey	Other Professional Services	3,100.00
Yolanda Marshall	Other Professional Services	8,500.00
Yunping Hu	Financial and Accounting Services	90,000.00
Total Professional and Consulting Fees		<u>\$ 13,481,518.44</u>


HUB Strategic Plan Progress Report

For the Fiscal Year Ending August 31, 2022

(Source: Texas Government Code, Title 10, Subtitle D, Section 2161.124)

Goal - Strategic Plan HUB Goal Actual = % Spent with HUBs from HUB Report	Actual for FY 21	Actual for FY 22	Goal for FY 23
Heavy construction other than buildings	N/A	N/A	N/A
Building construction, including general contractors and operative builders contracts	N/A	N/A	N/A
Special trade construction contracts	0.00%	0.00%	32.90%
Professional services contracts	1.54%	1.61%	23.70%
Other services contracts	53.21%	44.50%	26.00%
Commodities contracts	5.04%	0.00%	21.10%

Prepared By: 
 Printed Name: Terri Thomas, HUB Coordinator
 Phone Number: (512) 475-0007

Approved by: 
 Printed Name: Jay Rougeau, Manager Contract Administration and Procurement
 Phone Number: (512) 463-6914

Comptroller Treasury – Fiscal (311)

NONFINANCIAL DATA STATEMENTS

UNAUDITED
Comptroller Treasury – Fiscal (311)

UNAUDITED
Comptroller Treasury – Fiscal (311)

Schedule of Professional/Consulting Fees and Legal Service Fees

For the Fiscal Year Ended August 31, 2022

Name	Services Performed	Amount
PROFESSIONAL/CONSULTING FEES		
Texas Treasury Safekeeping Trust Co., Inc.	Investment Counseling	<u>\$ 6,873,307.65</u>
Total Professional/Consulting Fees		<u>6,873,307.65</u>
LEGAL SERVICE FEES		
Total Legal Service Fees		<u>0.00</u>
Total Professional/Consulting Fees and Legal Service Fees		<u><u>\$ 6,873,307.65</u></u>

UNAUDITED
Comptroller Treasury – Fiscal (311)

Texas Treasury
Safekeeping Trust Company (930)

NONFINANCIAL DATA STATEMENTS

UNAUDITED
Texas Treasury Safekeeping Trust Company (930)

UNAUDITED
Texas Treasury Safekeeping Trust Company (930)

Schedule of Professional/Consulting Fees and Legal Service Fees

For the Fiscal Year Ended August 31, 2022

Name	Services Performed	Amount
PROFESSIONAL/CONSULTING FEES		
RSM US LLP	Audit Services	\$ 182,999.00
Comptroller of Public Accounts	Contracted Services	74,338.75
Aksia, LLC	Financial and Accounting Services	700,000.00
Asset Consulting Group, Inc.	Financial and Accounting Services	1,173,416.67
McLagan Partners, Inc.	Financial and Accounting Services	37,500.00
Stifel Financial Corp	Financial and Accounting Services	23,088.00
Standard and Poors Ratings Services	Financial and Accounting Services	18,921.32
State Street Bank and Trust	Financial and Accounting Services	1,605,761.67
Strategic Insight Group	Financial and Accounting Services	69,842.35
Sweetwater Capital Advisors, LLC	Financial and Accounting Services	300,000.00
Sweetwater Investment Management LLC	Financial and Accounting Services	150,000.00
Other	Financial and Accounting Services	14,535.37
Allied Consultants, Inc.	Computer Consulting Services	163,200.00
Air Consulting LLC	Computer Consulting Services	415,265.00
Texas GovLink, Inc.	Computer Consulting Services	225,908.80
Fundtech	Computer Consulting Services	24,300.00
SimCorp USA Inc.	Computer Consulting Services	251,278.75
Apex Systems, LLC	Computer Consulting Services	86,400.00
Dimensional Community	Computer Consulting Services	96,256.00
NF Consulting Services	Computer Consulting Services	83,947.68
Total Professional/Consulting Fees		<u>5,696,959.36</u>
LEGAL SERVICE FEES		
Orrick, Herrington & Sutcliffe LLP	Legal Services	108,100.00
Other	Legal Services	15,496.00
Total Legal Services Fees		<u>123,596.00</u>
Total Professional/Consulting and Legal Services Fees		<u><u>\$ 5,820,555.36</u></u>

UNAUDITED
Texas Treasury Safekeeping Trust Company (930)

Texas Prepaid Higher Education
Tuition Board (315)

NONFINANCIAL DATA STATEMENTS

UNAUDITED
Texas Prepaid Higher Education Tuition Board (315)

Schedule of Bonded Employees

For the Fiscal Year Ended August 31, 2022

Fidelity Bond Coverage

In accordance with Tex. Gov't Code § 653.002, the agency no longer carries a fidelity surety bond on the Texas State Comptroller of Public Accounts and his employees.

However, the Texas Prepaid Higher Education Tuition Board has Public Official and Employment Practices Liability Insurance coverage for board members through Arthur J. Gallagher & Co. – Dallas. The coverage amount as of August 31, 2022, was \$2,000,000 per claim and in the aggregate with a \$100,000 deductible.

UNAUDITED
Texas Prepaid Higher Education Tuition Board (315)

Schedule of Professional/Consulting Fees and Legal Service Fees

For the Fiscal Year Ended August 31, 2022


Name	Service Performed	Amount
PROFESSIONAL/CONSULTING FEES		
AKF Consulting LLC	529 Consulting Services	\$ 5,351.72
Aon Hewitt Investment Consulting, Inc.	Investment Consulting Services	270,233.36
BBD, LLP	Financial Audit Services	24,600.00
RSM US, LLP	Financial Audit Services	165,000.00
Sherman Actuarial Services LLC	Actuarial Services	39,000.00
SRB Systems, Inc.	Software Maintenance Services	267,860.00
Total Professional/Consulting Fees		<u>772,045.08</u>
LEGAL SERVICE FEES		
Michael Best & Friedrich LLP	Legal Services	9,681.00
Griffin Frey PLLC	Legal Services	1,982.50
Total Legal Services Fees		<u>11,663.50</u>
Total Professional/Consulting and Legal Services Fees		<u>\$ 783,708.58</u>
Recap by Fund Type:		
Proprietary Fund Type – Enterprise Fund 0892	Texas Guaranteed Tuition Plan	\$ 398,197.86
Proprietary Fund Type – Enterprise Fund 0842	Texas Tuition Promise Fund®	160,585.92
Fiduciary Fund Type – Private-Purpose Trust Fund	Texas College Savings Plans	224,399.80
Discrete Component Unit	Texas Match the Promise Foundation™	525.00
Total, As Above		<u>\$ 783,708.58</u>


HUB Strategic Plan Progress Report

For the Fiscal Year Ending August 31, 2022

(Source: Texas Government Code, Title 10, Subtitle D, Section 2161.124)

Goal - Strategic Plan HUB Goal Actual = % Spent with HUBs from HUB Report	Actual for FY 21	Actual for FY 22	Goal for FY 23
Heavy construction other than buildings	N/A	N/A	N/A
Building construction, including general contractors and operative builders contracts	N/A	N/A	N/A
Special trade construction contracts	0.00%	0.00%	32.90%
Professional services contracts	0.00%	0.00%	23.70%
Other services contracts	29.65%	37.15%	26.00%
Commodities contracts	0.00%	0.97%	21.10%

Prepared By: 
 Printed Name: Terri Thomas, HUB Coordinator
 Phone Number: (512) 475-0007

Approved by: 
 Printed Name: Jay Rougeau, Manager Contract Administration and Procurement
 Phone Number: (512) 463-6914

UNAUDITED
Texas Prepaid Higher Education Tuition Board (315)

Comptroller State Energy
Conservation Office (907)

NONFINANCIAL DATA STATEMENTS

UNAUDITED
Comptroller State Energy Conservation Office (907)

UNAUDITED
Comptroller State Energy Conservation Office (907)

Schedule of Professional/Consulting Fees

For the Fiscal Year Ended August 31, 2022


Name	Service Performed	Amount
PROFESSIONAL /CONSULTING FEES		
ESA Energy Systems Associates, Inc.	Other Professional Services	\$ 81,481.21
Houston Advanced Research Center	Other Professional Services	251,045.55
Jacob's Engineering Group, Inc.	Other Professional Services	412,373.60
Noresco, LLC	Other Professional Services	119,666.06
North Central Texas Council of Governments	Other Professional Services	100,505.66
Texas A&M Engineering Experiment Station	Other Professional Services	62,600.24
Texas A&M Transportation Institute- TTI	Other Professional Services	107,672.82
Texas Energy Engineering Services, Inc.	Other Professional Services	328,772.78
Texas Engineering Experiment Station	Other Professional Services	35,741.90
Total Professional/Consulting Fees		<u>\$ 1,499,859.82</u>

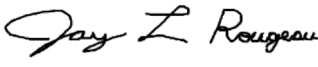
HUB Strategic Plan Progress Report

For the Fiscal Year Ending August 31, 2022

(Source: Texas Government Code, Title 10, Subtitle D, Section 2161.124)

Goal - Strategic Plan HUB Goal Actual = % Spent with HUBs from HUB Report	Actual for FY 21	Actual for FY 22	Goal for FY 23
Heavy construction other than buildings	N/A	N/A	N/A
Building construction, including general contractors and operative builders contracts	N/A	N/A	N/A
Special trade construction contracts	0.00%	0.00%	32.90%
Professional services contracts	0.00%	0.00%	23.70%
Other services contracts	23.35%	26.74%	26.00%
Commodities contracts	0.00%	3.56%	21.10%

Prepared By: 
 Printed Name: Terri Thomas, HUB Coordinator
 Phone Number: (512) 475-0007

Approved by: 
 Printed Name: Jay Rougeau, Manager Contract Administration and Procurement
 Phone Number: (512) 463-6914

Comptroller – Texas
Bullion Depository (908)

NONFINANCIAL DATA STATEMENTS

UNAUDITED
Comptroller – Texas Bullion Depository (908)

Schedule of Professional/Consulting Fees

For the Fiscal Year Ended August 31, 2022

<u>Name</u>	<u>Service Performed</u>	<u>Amount</u>
PROFESSIONAL /CONSULTING FEES		
Texas Depository Services LLC	Other Professional Services	<u>\$ 645,681.04</u>
Total Professional/Consulting Fees		<u><u>\$ 645,681.04</u></u>

UNAUDITED
Comptroller – Texas Bullion Depository (908)

Texas Broadband
Development Office (909)

NONFINANCIAL DATA STATEMENTS

UNAUDITED
Texas Broadband Development Office (909)

Schedule of Professional/Consulting Fees

For the Fiscal Year Ended August 31, 2022


<u>Name</u>	<u>Service Performed</u>	<u>Amount</u>
PROFESSIONAL /CONSULTING FEES		
Bansar Technologies, Inc.	Information Technology Services	\$ 96,737.28
Carahsoft Technology Corp.	Information Technology Services	35,593.43
EY Infrastructure Advisors, LLC	Consultant Services-Other	199,000.00
Nipun Systems, Inc.	Information Technology Services	103,536.00
Total Professional/Consulting Fees		<u>\$ 434,866.71</u>


HUB Strategic Plan Progress Report

For the Fiscal Year Ending August 31, 2022

(Source: Texas Government Code, Title 10, Subtitle D, Section 2161.124)

Goal - Strategic Plan HUB Goal Actual = % Spent with HUBs from HUB Report	Actual for FY 21	Actual for FY 22	Goal for FY 23
Heavy construction other than buildings	N/A	N/A	N/A
Building construction, including general contractors and operative builders contracts	N/A	N/A	N/A
Special trade construction contracts	0.00%	0.00%	32.90%
Professional services contracts	0.00%	0.00%	23.70%
Other services contracts	0.00%	48.06%	26.00%
Commodities contracts	0.00%	0.00%	21.10%

Prepared By: 
 Printed Name: Terri Thomas, HUB Coordinator
 Phone Number: (512) 475-0007

Approved by: 
 Printed Name: Jay Rougeau, Manager Contract Administration and Procurement
 Phone Number: (512) 463-6914

Texas Comptroller of Public Accounts
Publication #96-885.
Revised December 2022.

An electronic version of this report may be found online at
comptroller.texas.gov/transparency/reports/nonfinancial-data/

For additional copies, write:
Texas Comptroller of Public Accounts
Budget and Internal Accounting Division
P.O. Box 13528
Austin, Texas 78711-3528