

HUB FY 2024

ANNUAL REPORT

Learn • Connect • Grow



STATEWIDE HISTORICALLY
UNDERUTILIZED
BUSINESS PROGRAM

Fiscal 2024 Annual Historically Underutilized Business (HUB) Report TABLE OF CONTENTS

- I. Executive Letter and Summary**
- II. Statewide Totals**
- III. Statewide Analysis of Awards**
 - A. Statewide Analysis of Total Awards
 - i. Awards to Certified HUBs by Ethnicity/Gender
 - ii. Awards to Certified HUBs by Procurement Category
 - B. Awards to Certified HUBs by Procurement Categories and Object Codes
 - C. Awards to Certified HUBs by Object Codes
- IV. State Agency Rankings**
 - A. State Agencies Spending More than \$25,000 with \$0 Spending with HUBs
 - B. Agencies Ranked by Total Expenditures
 - C. Agencies Ranked by Total HUB Expenditures
 - D. Agencies Ranked by Percentage Spent with HUBs
- V. Statewide Group Purchasing**
- VI. Statewide Purchases Awarded and Managed by the Texas Comptroller of Public Accounts' Statewide Procurement Division (SPD) and the Texas Facilities Commission (TFC)**
 - A. Texas SmartBuy and Term Contract Purchases (SPD)
 - B. Architectural, Engineering and Construction Projects (TFC)
- VII. State Agency Expenditure Data**
 - A. Listing of Agencies by Name
 - B. Listing of Agencies by Agency Number
 - C. State Agency Expenditure Data (180 Reporting Agencies)
- VIII. State Agency Supplemental Reports**
 - A. Number of Businesses Participating in State Bond Issuances (HUB and Non-HUB)
 - B. Number of Bids and/or Proposals Received (HUB and Non-HUB)
 - C. Number of Contracts Awarded (HUB and Non-HUB)
 - D. Supplemental Summary Letters

Attachment A -- HUB Report Procurement Categories

Attachment B -- HUB Report Components

Attachment C -- HUB Reporting Procedures



GLENN HEGAR, TEXAS COMPTROLLER OF PUBLIC ACCOUNTS

P.O. BOX 13528 • AUSTIN, TEXAS 78711-3528

November 15, 2024

The Honorable Greg Abbott, Governor
The Honorable Dan Patrick, Lieutenant Governor
The Honorable Dade Phelan, Speaker of the House of Representatives

Gentlemen:

The Comptroller of Public Accounts' Statewide Historically Underutilized Business (HUB) Program is pleased to submit the *Statewide HUB Program's Fiscal 2024 Annual HUB Expenditure Report* as required by [Texas Government Code Section 2161.121](#). This report summarizes the state agency and institutions of higher education (university) contract awards and expenditures to HUBs within fiscal 2024.

The document is a consolidated fiscal year report of state agency and university expenditures and includes the following:

- The number of bids, proposals and HUB participants in state contracting.
- The total amount of treasury procurement expenditures and contract awards, both HUB and non-HUB.
- The total number of certified HUB businesses available to participate in solicitations.
- A breakdown of the state's term contract and group purchases.
- The number of qualified groups participating in bidding and awards.

Each entity submits its expenditure data for Sept. 1, 2023, through Aug. 31, 2024. The Comptroller's office analyzes expenditure data with qualified certification groups of Asian American-, Black American-, Hispanic American-, American Woman- and Service-Disabled Veteran-owned small businesses. In total, 3,634 HUB certified businesses received 21.43 percent of all statewide expenditures.

A comparison of the total HUB expenditures and contract awards from fiscal 2023 to 2024 is shown in the tables on page 3 of the Executive Summary. This comparison reports an increase in HUB awards and an increase in total dollars spent with HUBs in four out of the six categories.

State agency rankings and supplemental letters documenting their good faith efforts to educate HUBs and increase their solicitation response have also been included in this report. A copy of this report is available online at Historically Underutilized Business Reporting: <https://comptroller.texas.gov/purchasing/vendor/hub/reporting.php>.

There are a total of 16,995 certified HUBs of which **3,634** received awards totaling **\$4,116,141,798**. In comparing fiscal 2024 to fiscal 2023, the state's total budget increased by 22 percent or by an estimated \$6.5 billion, however, the total percentage spent with HUBs was higher in fiscal 2024 at 11.49 percent compared to 10.57 percent in fiscal 2023. Women- and Hispanic-owned HUBs received \$1.45 billion and \$1.60 billion of the total HUB expenditure awards.

The Statewide HUB Program uses an online HUB certification application platform with all application and audit processes documented within each HUB record. Applications are submitted, reviewed, accepted, certified and audited



GLENN HEGAR, TEXAS COMPTROLLER OF PUBLIC ACCOUNTS

P.O. BOX 13528 • AUSTIN, TEXAS 78711-3528

directly through the online system, streamlining and documenting the process. We maintain 12 Memorandums of Agreements (MOAs) with other certifying entities. During fiscal 2024, there were 16,988 certified HUBs eligible to contract with state agencies; 9,590 HUBs were directly certified by the Comptroller's Statewide HUB Program and 7,398 certified through MOA partners.

The program's **mission** is to encourage agencies to increase the use of HUB vendors in state purchasing and provide HUBs with useful information on the state's procurement process.

The program's **vision** is to certify qualified minority-, woman- and service-disabled veteran-owned small businesses in Texas as HUBs and increase their award opportunities.

The program's **philosophy** is to educate HUBs on the procurement process to improve their ability to respond to solicitations and be ready and capable to do business with the state of Texas, as well as educate the HUB Coordinators to maintain a compliant internal HUB Program.

For questions about this Annual HUB Report, please contact Linda Rogers, Manager of the Statewide HUB Program, by email at linda.rogers@cpa.texas.gov or at 512-936-4115.

Respectfully,

A handwritten signature in black ink, appearing to read "Bobby Pounds".

Bobby Pounds, Director
Statewide Procurement Division (SPD)
Comptroller of Public Accounts (CPA)

EXECUTIVE SUMMARY

In Texas, certification as a Historically Underutilized Business (HUB) can increase the opportunities of companies owned and operated by members of minorities, service-disabled veterans and women who do business with the state, thus furthering the Legislature’s goal of supporting such businesses. The HUB certification process is administered by the Statewide Procurement Division (SPD) of the Texas Comptroller of Public Accounts.

During fiscal 2024, Texas had **16,955** certified HUBs (16,955 certified EIN numbers and 33 sole proprietorships with multiple small, certified businesses using the same EINs). About **21.43 percent** of them participated in state contracts as prime contractors or subcontractors, collectively receiving **11.49 percent** of all statewide expenditures.

State entities must search the Centralized Master Bidders List (CMBL) when planning to buy goods and services that cost more than \$10,000. Based on the results of their searches, they contact vendors directly by mail, fax, email or telephone with invitations for bids. At the end of fiscal 2024, **almost 31 percent** of the state’s certified HUBs were registered with the CMBL.

The state’s total expenditures for fiscal 2024 increased by **22.1 percent** compared to the fiscal 2023 expenditures while the total HUB expenditures increased by **9.6 percent**. Overall, statewide term contract expenditures increased by **5.7 percent** while the total HUB spending on term contracts increased by almost 19 percent.

The state’s overall spending through group purchases for fiscal 2024 also increased by 17.6 percent from the same period in the previous year, from **\$95.98 million** to about **\$150 million**. Total group-purchasing dollars spent with HUBs increased by about 36.3 percent.

This report summarizes current HUB status and spending trends.

TOTAL STATEWIDE EXPENDITURES

The state’s total spending in fiscal 2024 increased by \$6.5 billion, while the share of statewide expenditures to HUB increased by 10 percent in 2024 and total expenditures with HUBs increased \$361.6 million in fiscal 2024.

FISCAL YEAR	TOTAL STATEWIDE EXPENDITURES	TOTAL HUB EXPENDITURES	HUB PERCENT
Fiscal 2024 – Annual	\$35,825,169,225	\$4,116,141,798	11.49%
Fiscal 2023 – Annual	\$29,334,301,886	\$3,754,520,230	12.80%
Fiscal 2022 – Annual	\$28,819,459,638	\$3,410,520,298	11.83%

WHO OWNS TEXAS HUBS

ELIGIBLE HUB GROUPS	FISCAL 2024, ANNUAL			FISCAL 2023, ANNUAL		
	Number of Certified HUBs	Males	Females	Number of Certified HUBs	Males	Females
Asian Pacific American	1,588	1,006	582	1,480	959	521
Black American	5,096	2,550	2,546	4,895	2,496	2,399
Hispanic American	5,211	3,444	1,767	5,247	3,499	1,748
Native American	264	183	81	255	177	78
Woman*	4,444	0	4,444	4,616	0	4,616
Service-Disabled Veteran**	390	390	0	352	352	0
TOTAL	16,993	7,573	9,420	16,845	7,483	9,362

*The “Woman” category does not include women who are service-disabled veterans or of Asian Pacific American, Black American, Hispanic American and Native American ethnicities.

**The “Service-Disabled Veteran” category does not include women or individuals of Asian Pacific American, Black American, Hispanic American and Native American ethnicities.

Source: Texas Comptroller of Public Accounts.

EXPENDITURES WITH HUB GROUPS

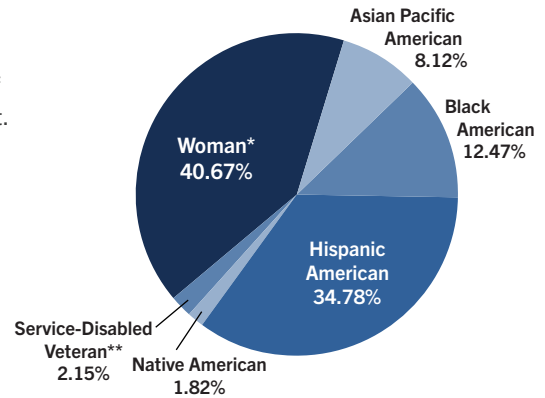
Between fiscal 2024 and fiscal 2023, the state’s overall spending increased by 22.1 percent (\$6.5 billion); total HUB expenditures increased from \$3.8 billion in fiscal 2022 to \$4.12 billion in fiscal 2023. Hispanic American- and Woman-owned HUBs received the most expenditures with \$1.60 billion and \$1.45 billion, respectively. However, while the Hispanic American total awards increased by 2, the total value of these awards increased by 23.1 percent; expenditures with women-owned HUBs decreased by 6.4 percent although the total number of awards remained the same.

The number of awards to Service-Disabled Veterans remained the same as in fiscal 2023. The total expenditures with Asian Pacific Americans increase by 17.3 percent in comparison to the expenditures with Native Americans, which rose by 31.9 percent. Additionally, the Black American total expenditure increased by 14.5 percent.

ELIGIBLE HUB GROUPS	FISCAL 2024, ANNUAL		FISCAL 2023, ANNUAL	
	Number of Awards	Total HUB Expenditure	Number of Awards	Total HUB Expenditure
Asian Pacific American	295	\$555,238,222	292	\$473,398,215
Black American	453	\$435,860,680	433	\$380,616,766
Hispanic American	1,264	\$1,559,137,548	1,262	\$1,266,527,620
Native American	66	\$85,286,349	61	\$64,669,934
Woman*	1,478	\$1,448,600,783	1,526	\$1,547,280,132
Service-Disabled Veteran**	78	\$32,018,212	78	\$22,012,528
TOTAL	3,634	\$4,116,141,798	3,652	\$3,754,505,195

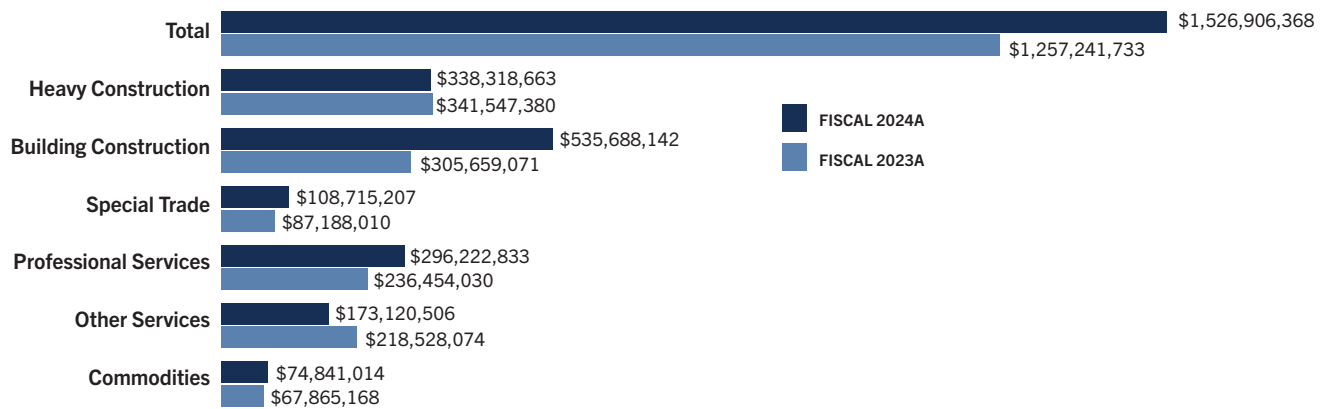
WHO RECEIVES HUB EXPENDITURES?

In fiscal 2024, HUB Hispanic American-owned businesses received 34.78 percent of state HUB expenditures and Women-owned businesses were awarded 40.67 percent.



SUBCONTRACTING

The following chart compares subcontracting spending with HUBs for fiscal 2024 and 2023:



Note: The number of awards reflected in the table above are those made to Vendor ID Numbers eligible for HUB credit. Similarly, the percentages reflected in the pie chart above are based on the number of Vendor ID Numbers eligible for HUB credit.

*The “Woman” category does not include women who are Service-Disabled Veterans or of Asian Pacific American, Black American, Hispanic American and Native American ethnicities.
 **The “Service-Disabled Veteran” category does not include women or individuals who are of Asian Pacific American, Black American, Hispanic American and Native American ethnicities.
 Source: Texas Comptroller of Public Accounts.

BUSINESS CATEGORIES

Overall, from fiscal 2023 to 2024, total state expenditures increased by 22 percent (\$6.5 billion), while total HUB expenditures increased by 9.6 percent (\$3.8 billion). The percentage of overall state expenditures with HUBs decreased from 12.8 percent to 11.49 percent. The following four categories increased in HUB expenditures:

- Building Construction increased by 62.1 percent.
- Special Trade by 20.6 percent.
- Professional Services by 29.9 percent.
- Commodities by 9.7 percent.

The two categories where HUB expenditures declined were Heavy Construction by 11.5 percent and Other Services by 10.4 percent.

Fiscal 2024 – Annual

CATEGORY	HUB GOALS*	TOTAL EXPENDITURES	TOTAL HUB EXPENDITURES	HUB PERCENT
Heavy Construction	11.20%	\$11,013,863,189	\$504,383,334	4.58%
Building Construction	21.10%	\$3,701,168,838	\$728,982,963	19.70%
Special Trade	32.90%	\$1,334,666,777	\$366,244,490	27.44%
Professional Services	23.70%	\$2,146,480,955	\$545,949,923	25.43%
Other Services	26.00%	\$8,301,820,606	\$1,046,992,049	12.61%
Commodities	21.10%	\$9,327,168,858	\$923,589,036	9.90%
TOTAL**		\$35,825,169,225	\$4,116,141,798	11.49%

Fiscal 2024 Annual Statewide HUB Subcontracting Expenditures: \$1,526,906,368

Fiscal 2023 – Annual

CATEGORY	HUB GOALS*	TOTAL EXPENDITURES	TOTAL HUB EXPENDITURES	HUB PERCENT
Heavy Construction	11.20%	\$8,657,953,203	\$569,952,882	6.58%
Building Construction	21.10%	\$2,194,586,682	\$449,953,869	20.50%
Special Trade	32.90%	\$1,138,585,392	\$303,689,811	26.67%
Professional Services	23.70%	\$1,818,851,843	\$420,317,537	23.11%
Other Services	26.00%	\$8,005,999,601	\$1,168,987,046	14.60%
Commodities	21.10%	\$7,518,325,164	\$841,719,084	11.20%
TOTAL**		\$29,334,301,885	\$3,754,520,229	12.80%

Fiscal 2023 Annual Statewide HUB Subcontracting Expenditures: \$1,127,241,733

Fiscal 2022 – Annual

CATEGORY	HUB GOALS*	TOTAL EXPENDITURES	TOTAL HUB EXPENDITURES	HUB PERCENT
Heavy Construction	11.20%	\$7,713,373,106	\$475,917,346	6.17%
Building Construction	21.10%	\$2,018,087,961	\$481,300,338	23.85%
Special Trade	32.90%	\$1,030,693,889	\$243,983,983	23.67%
Professional Services	23.70%	\$1,274,440,937	\$331,085,221	25.98%
Other Services	26.00%	\$9,831,454,024	\$1,108,169,733	11.27%
Commodities	21.10%	\$6,951,409,718	\$770,063,674	11.08%
TOTAL**		\$28,819,459,635	\$3,410,520,295	11.83%

Fiscal 2022 Annual Statewide HUB Subcontracting Expenditures: \$1,126,877,032

* For HUB reporting purposes, expenditures with all HUBs certified at any time during the current fiscal year are counted toward annual HUB procurement usage goals.

** Slight differences in some totals are due to rounding.

Source: Texas Comptroller of Public Accounts.

SPENDING ON STATEWIDE TERM CONTRACTS

Term contracts are developed to consolidate the needs of multiple agencies, providing a simpler purchasing process for commonly used items and yielding lower prices through higher-volume purchases.

During fiscal 2024, the state spent \$29 million more than previous year through term contracts. HUB expenditures through these contracts also increased by approximately \$1,131,000 during fiscal 2024 to over \$7.1 million.

Fiscal 2024 – Annual

TERM CONTRACTS	HUB GOALS*	TOTAL EXPENDITURES	TOTAL HUB EXPENDITURES	HUB PERCENT
Heavy Construction	11.20%	\$1,975	\$0	0.00%
Building Construction	21.10%	\$ 10,152,540	\$136,140	1.34%
Special Trade	32.90%	\$ 1,363,874	\$0	0.00%
Professional Services	23.70%	\$ 1,833,122	\$0	0.00%
Other Services	26.00%	\$ 30,082,138	\$ 1,522,800	5.06%
Commodities	21.10%	\$ 493,159,006	\$ 5,441,110	1.10%
TOTAL**		\$536,592,655	\$7,100,050	1.32%

Fiscal 2023 – Annual

TERM CONTRACTS	HUB GOALS*	TOTAL EXPENDITURES	TOTAL HUB EXPENDITURES	HUB PERCENT
Heavy Construction	11.20%	\$116,504	\$0	0%
Building Construction	21.10%	\$3,343,847	\$388,395	11.62%
Special Trade	32.90%	\$594,786	\$18,262	3.07%
Professional Services	23.70%	\$1,920,978	\$0	0.00%
Other Services	26.00%	\$ 27,309,464	\$ 711,887	2.61%
Commodities	21.10%	\$ 474,228,716	\$ 4,850,049	1.02%
TOTAL**		\$507,514,295	\$5,968,593	1.18%

Fiscal 2022 – Annual

TERM CONTRACTS	HUB GOALS*	TOTAL EXPENDITURES	TOTAL HUB EXPENDITURES	HUB PERCENT
Heavy Construction	11.20%	\$63,541	\$0	0.00%
Building Construction	21.10%	\$1,364,326	\$371,817	27.25%
Special Trade	32.90%	\$502,108	\$4,626	0.92%
Professional Services	23.70%	\$1,733,506	\$3,058	0.18%
Other Services	26.00%	\$18,557,786	\$ 770,303	4.15%
Commodities	21.10%	\$325,947,899	\$ 6,506,505	2.00%
TOTAL**		\$348,169,166	\$7,656,309	2.20%

State agencies and higher education institutions are responsible for the accuracy of their self-reported data and are required to confirm that they have reported correct information to the Comptroller's Statewide Procurement Division before the division finalizes its semiannual and annual HUB reports.

* For HUB reporting purposes, expenditures with all HUBs certified at any time during the current fiscal year are counted toward annual HUB procurement usage goals.

** Slight differences in some totals are due to rounding.

Source: Texas Comptroller of Public Accounts.

SPENDING ON STATEWIDE GROUP PURCHASING

Group purchasing allows institutions of higher education to coordinate their purchases to maximize their purchasing power.

During fiscal 2024, total state spending through group purchasing increased by approximately \$87.5 million, with the total HUB expenditures increasing by \$54.7 million to \$105.7 million.

Fiscal 2024 – Annual

GROUP PURCHASING	HUB GOALS*	TOTAL EXPENDITURES	TOTAL HUB EXPENDITURES	HUB PERCENT
Heavy Construction	11.20%	\$53,641	\$53,641	100%
Building Construction	21.10%	\$19,767,725	\$8,869,223	44.87%
Special Trade	32.90%	\$34,605,668	\$14,930,774	43.15%
Professional Services	23.70%	\$1,744,463	\$23,335	1.34%
Other Services	26.00%	\$96,714,206	\$25,857,255	26.74%
Commodities	21.10%	\$342,879,331	\$100,969,707	29.45%
TOTAL**		\$ 495,765,034	\$ 150,703,935	30.40%

Fiscal 2023 – Annual

GROUP PURCHASING	HUB GOALS*	TOTAL EXPENDITURES	TOTAL HUB EXPENDITURES	HUB PERCENT
Heavy Construction	11.20%	0	\$0	0.00%
Building Construction	21.10%	\$10,853,541	\$5,601,684	51.61%
Special Trade	32.90%	\$32,205,035	\$9,236,498	28.68%
Professional Services	23.70%	\$1,136,150	\$19,863	1.75%
Other Services	26.00%	\$74,632,284	\$11,379,475	15.25%
Commodities	21.10%	\$289,466,020	\$69,737,004	24.09%
TOTAL**		\$408,293,030	\$95,974,524	23.51%

Fiscal 2022 – Annual

GROUP PURCHASING	HUB GOALS*	TOTAL EXPENDITURES	TOTAL HUB EXPENDITURES	HUB PERCENT
Heavy Construction	11.20%	\$0	\$0	0.00%
Building Construction	21.10%	\$11,888,010	\$830,420	6.99%
Special Trade	32.90%	\$16,792,595	\$2,138,501	12.73%
Professional Services	23.70%	\$679,003	\$6,026	0.89%
Other Services	26.00%	\$79,046,584	\$9,628,778	12.18%
Commodities	21.10%	\$287,953,763	\$84,294,813	29.27%
TOTAL**		\$396,359,955	\$96,898,538	24.45%

* For HUB reporting purposes, expenditures with all HUBs certified at any time during the current fiscal year are counted toward annual HUB procurement usage goals.

** Slight differences in some totals are due to rounding.

Source: Texas Comptroller of Public Accounts

SECTION II - STATEWIDE TOTALS



TEXAS HISTORICALLY UNDERUTILIZED BUSINESS ANNUAL HUB REPORT RECEIVED FOR FISCAL YEAR 2024

SECTION II - STATEWIDE TOTALS

Statewide Totals for Heavy Construction Unadjusted Goal is 11.2%

RECORD TYPE	TOTAL EXPENDITURE	TOTAL SPENT WITH HUBs AMOUNT	AMOUNT %	BLACK AMOUNT	AMOUNT %	HISPANIC AMOUNT	AMOUNT %	WOMAN AMOUNT	AMOUNT %	ASIAN PACIFIC AMOUNT	AMOUNT %	NATIVE AMERICAN AMOUNT	AMOUNT %	SERVICE-DISABLED VETERAN AMOUNT	AMOUNT %
T	\$11,249,122,411	\$164,871,879	1.47%	\$23,392,973	0.21%	\$95,337,778	0.85%	\$39,991,855	0.36%	\$5,647,271	0.05%	\$496,000	0.00%	\$6,000	0.00%
N	\$19,873,878	\$1,192,791	6.00%	\$21,665	0.11%	\$502,014	2.53%	\$669,111	3.37%	\$0	0.00%	\$0	0.00%	0	0.00%
S	***	\$338,318,663	3.07%	\$18,428,017	0.17%	\$147,963,985	1.34%	\$115,394,013	1.05%	\$22,468,176	0.20%	\$33,749,675	0.31%	\$314,796	0.00%
-I	\$255,133,100	\$0	0.00%	\$0	0.00%	\$0	0.00%	\$0	0.00%	\$0	0.00%	\$0	0.00%	0	0.00%
	\$11,013,863,189	\$504,383,334	4.58%	\$41,842,655	0.38%	\$243,803,778	2.21%	\$156,054,980	1.42%	\$28,115,448	0.26%	\$34,245,675	0.31%	\$320,796	0.00%

Statewide Totals for Building Construction Unadjusted Goal is 21.1%

RECORD TYPE	TOTAL EXPENDITURE	TOTAL SPENT WITH HUBs AMOUNT	AMOUNT %	BLACK AMOUNT	AMOUNT %	HISPANIC AMOUNT	AMOUNT %	WOMAN AMOUNT	AMOUNT %	ASIAN PACIFIC AMOUNT	AMOUNT %	NATIVE AMERICAN AMOUNT	AMOUNT %	SERVICE-DISABLED VETERAN AMOUNT	AMOUNT %
T	\$1,461,881,892	\$82,002,811	5.61%	\$537,164	0.04%	\$50,185,298	3.43%	\$10,456,334	0.72%	\$12,084,047	0.83%	\$5,021,637	0.34%	\$3,718,328	0.25%
N	\$2,244,762,371	\$111,292,010	4.96%	\$3,847,666	0.17%	\$72,619,193	3.24%	\$27,406,088	1.22%	\$3,936,112	0.18%	\$2,108,096	0.09%	\$1,374,852	0.06%
S	***	\$535,688,142	14.87%	\$39,987,354	1.11%	\$242,831,763	6.74%	\$229,347,536	6.37%	\$11,398,971	0.32%	\$5,671,188	0.16%	\$6,451,327	0.18%
-I	\$5,475,426	\$0	0.00%	\$0	0.00%	\$0	0.00%	\$0	0.00%	\$0	0.00%	\$0	0.00%	0	0.00%
	\$3,701,168,838	\$728,982,963	19.70%	\$44,372,186	1.20%	\$365,636,255	9.88%	\$267,209,960	7.22%	\$27,419,130	0.74%	\$12,800,922	0.35%	\$11,544,507	0.31%

Statewide Totals for Special Trade Unadjusted Goal is 32.9%

RECORD TYPE	TOTAL EXPENDITURE	TOTAL SPENT WITH HUBs AMOUNT	AMOUNT %	BLACK AMOUNT	AMOUNT %	HISPANIC AMOUNT	AMOUNT %	WOMAN AMOUNT	AMOUNT %	ASIAN PACIFIC AMOUNT	AMOUNT %	NATIVE AMERICAN AMOUNT	AMOUNT %	SERVICE-DISABLED VETERAN AMOUNT	AMOUNT %
T	\$327,861,777	\$94,768,511	28.91%	\$3,801,043	1.16%	\$47,542,580	14.50%	\$23,900,421	7.29%	\$15,181,578	4.63%	\$3,552,679	1.08%	\$790,208	0.24%
N	\$1,016,034,849	\$162,760,771	16.02%	\$5,583,871	0.55%	\$94,267,420	9.28%	\$53,991,819	5.31%	\$4,170,523	0.41%	\$4,526,084	0.45%	\$221,051	0.02%
S	***	\$108,715,207	11.01%	\$2,530,863	0.26%	\$37,281,120	3.77%	\$65,695,233	6.65%	\$2,726,976	0.28%	\$333,213	0.03%	\$147,798	0.01%
-I	\$9,229,849	\$0	0.00%	\$0	0.00%	\$0	0.00%	\$0	0.00%	\$0	0.00%	\$0	0.00%	0	0.00%
	\$1,334,666,777	\$366,244,490	27.44%	\$11,915,778	0.89%	\$179,091,122	13.42%	\$143,587,475	10.76%	\$22,079,077	1.65%	\$8,411,978	0.63%	\$1,159,058	0.09%

*** = DOLLARS REPORTED BUT NOT SHOWN IN THESE COLUMNS.

T = TREASURY, N = NON_TREASURY, S = SUBCONTRACTOR FUNDS & PROCUREMENT CARD HUB PURCHASES, TC = TERM CONTRACT, I = INTER GOVERNMENTAL PAYMENTS



TEXAS HISTORICALLY UNDERUTILIZED BUSINESS ANNUAL HUB REPORT RECEIVED FOR FISCAL YEAR 2024

SECTION II - STATEWIDE TOTALS

Statewide Totals for Professional Services Unadjusted Goal is 23.7%

RECORD TYPE	TOTAL EXPENDITURE	TOTAL SPENT WITH HUBs AMOUNT	AMOUNT %	BLACK AMOUNT	AMOUNT %	HISPANIC AMOUNT	AMOUNT %	WOMAN AMOUNT	AMOUNT %	ASIAN PACIFIC AMOUNT	AMOUNT %	NATIVE AMERICAN AMOUNT	AMOUNT %	SERVICE-DISABLED VETERAN AMOUNT	AMOUNT %
T	\$1,875,545,683	\$234,322,974	12.49%	\$5,810,742	0.31%	\$114,216,271	6.09%	\$67,464,512	3.60%	\$43,687,463	2.33%	\$2,414,982	0.13%	\$729,001	0.04%
N	\$330,797,024	\$15,404,115	4.66%	\$855,063	0.26%	\$10,567,015	3.19%	\$3,212,189	0.97%	\$717,784	0.22%	\$7,920	0.00%	\$44,142	0.01%
S	***	\$296,222,833	15.68%	\$25,681,031	1.36%	\$121,975,618	6.46%	\$75,072,471	3.98%	\$55,571,890	2.94%	\$13,156,424	0.70%	\$4,765,397	0.25%
-I	\$59,861,752	\$0	0.00%	\$0	0.00%	\$0	0.00%	\$0	0.00%	\$0	0.00%	\$0	0.00%	0	0.00%
	\$2,146,480,955	\$545,949,923	25.43%	\$32,346,837	1.51%	\$246,758,905	11.50%	\$145,749,173	6.79%	\$99,977,138	4.66%	\$15,579,327	0.73%	\$5,538,542	0.26%

Statewide Totals for Other Services Unadjusted Goal is 26%

RECORD TYPE	TOTAL EXPENDITURE	TOTAL SPENT WITH HUBs AMOUNT	AMOUNT %	BLACK AMOUNT	AMOUNT %	HISPANIC AMOUNT	AMOUNT %	WOMAN AMOUNT	AMOUNT %	ASIAN PACIFIC AMOUNT	AMOUNT %	NATIVE AMERICAN AMOUNT	AMOUNT %	SERVICE-DISABLED VETERAN AMOUNT	AMOUNT %
T	\$5,865,374,358	\$639,484,281	10.90%	\$18,193,921	0.31%	\$126,114,314	2.15%	\$281,838,169	4.81%	\$203,402,491	3.47%	\$8,366,270	0.14%	\$1,569,113	0.03%
N	\$2,784,941,448	\$234,387,260	8.42%	\$24,806,002	0.89%	\$74,574,428	2.68%	\$95,326,396	3.42%	\$35,300,733	1.27%	\$628,259	0.02%	\$3,751,438	0.13%
S	***	\$173,120,506	3.37%	\$23,309,402	0.45%	\$44,873,039	0.87%	\$83,511,552	1.63%	\$19,172,362	0.37%	\$1,880,355	0.04%	\$373,794	0.01%
-I	\$348,495,200	\$0	0.00%	\$0	0.00%	\$0	0.00%	\$0	0.00%	\$0	0.00%	\$0	0.00%	0	0.00%
	\$8,301,820,606	\$1,046,992,049	12.61%	\$66,309,326	0.80%	\$245,561,783	2.96%	\$460,676,119	5.55%	\$257,875,588	3.11%	\$10,874,885	0.13%	\$5,694,346	0.07%

Statewide Totals for Commodity Purchasing Unadjusted Goal is 21.1%

RECORD TYPE	TOTAL EXPENDITURE	TOTAL SPENT WITH HUBs AMOUNT	AMOUNT %	BLACK AMOUNT	AMOUNT %	HISPANIC AMOUNT	AMOUNT %	WOMAN AMOUNT	AMOUNT %	ASIAN PACIFIC AMOUNT	AMOUNT %	NATIVE AMERICAN AMOUNT	AMOUNT %	SERVICE-DISABLED VETERAN AMOUNT	AMOUNT %
T	\$2,363,268,015	\$235,056,060	9.95%	\$35,922,884	1.52%	\$48,202,037	2.04%	\$100,370,320	4.25%	\$49,086,540	2.08%	\$1,227,108	0.05%	\$247,168	0.01%
N	\$7,150,409,309	\$613,691,961	8.58%	\$183,254,584	2.56%	\$224,104,148	3.13%	\$127,825,896	1.79%	\$70,144,594	0.98%	\$902,167	0.01%	\$7,460,571	0.10%
S	***	\$74,841,014	1.79%	\$19,896,427	0.48%	\$5,979,518	0.14%	\$47,126,857	1.13%	\$540,704	0.01%	\$1,244,285	0.03%	\$53,221	0.00%
-I	\$186,508,466	\$0	0.00%	\$0	0.00%	\$0	0.00%	\$0	0.00%	\$0	0.00%	\$0	0.00%	0	0.00%
	\$9,327,168,858	\$923,589,036	9.90%	\$239,073,897	2.56%	\$278,285,704	2.98%	\$275,323,074	2.95%	\$119,771,838	1.28%	\$3,373,560	0.04%	\$7,760,960	0.08%

*** = DOLLARS REPORTED BUT NOT SHOWN IN THESE COLUMNS.

T = TREASURY, N = NON_TREASURY, S = SUBCONTRACTOR FUNDS & PROCUREMENT CARD HUB PURCHASES, TC = TERM CONTRACT, I = INTER GOVERNMENTAL PAYMENTS



TEXAS HISTORICALLY UNDERUTILIZED BUSINESS ANNUAL HUB REPORT RECEIVED FOR FISCAL YEAR 2024

SECTION II - STATEWIDE TOTALS

Statewide Grand Total Expenditures

RECORD TYPE	TOTAL EXPENDITURE	TOTAL SPENT WITH HUBs AMOUNT	AMOUNT %	BLACK AMOUNT	AMOUNT %	HISPANIC AMOUNT	AMOUNT %	WOMAN AMOUNT	AMOUNT %	ASIAN PACIFIC AMOUNT	AMOUNT %	NATIVE AMERICAN AMOUNT	AMOUNT %	SERVICE-DISABLED VETERAN AMOUNT	AMOUNT %
T	\$23,143,054,139	\$1,450,506,518	6.27%	\$87,658,729	0.38%	\$481,598,281	2.08%	\$524,021,615	2.26%	\$329,089,393	1.42%	\$21,078,679	0.09%	\$7,059,820	0.03%
N	\$13,546,818,882	\$1,138,728,911	8.41%	\$218,368,854	1.61%	\$476,634,221	3.52%	\$308,431,502	2.28%	\$114,269,748	0.84%	\$8,172,527	0.06%	\$12,852,056	0.09%
S	***	\$1,526,906,368	5.70%	\$129,833,097	0.48%	\$600,905,046	2.24%	\$616,147,665	2.30%	\$111,879,080	0.42%	\$56,035,142	0.21%	\$12,106,335	0.05%
-I	\$864,703,795	\$0	0.00%	\$0	0.00%	\$0	0.00%	\$0	0.00%	\$0	0.00%	\$0	0.00%	0	0.00%
	\$35,825,169,225	\$4,116,141,798	11.49%	\$435,860,680	1.22%	\$1,559,137,548	4.35%	\$1,448,600,783	4.04%	\$555,238,222	1.55%	\$85,286,349	0.24%	\$32,018,212	0.09%

*** = DOLLARS REPORTED BUT NOT SHOWN IN THESE COLUMNS.

T = TREASURY, N = NON_TREASURY, S = SUBCONTRACTOR FUNDS & PROCUREMENT CARD HUB PURCHASES, TC = TERM CONTRACT, I = INTER GOVERNMENTAL PAYMENTS

SECTION III - STATEWIDE ANALYSIS OF AWARDS



TEXAS HISTORICALLY UNDERUTILIZED BUSINESS (HUB) ANNUAL REPORT RECEIVED FOR FISCAL YEAR 2024

SECTION III - STATEWIDE ANALYSIS OF AWARDS

STATEWIDE ANALYSIS OF TOTAL AWARDS

TOTAL # OF RECEIVING AWARDS	TOTAL AWARDS	NON HUB VIDS RECEIVING AWARDS / %	NON HUB DOLLARS / %	HUB VIDS RECEIVING AWARDS / %	HUB DOLLARS / %
85,190	\$35,825,169,226	81,556 / 95.73%	\$33,235,933,796 / 92.77%	3,634 / 4.27%	\$4,116,141,798 / 11.49%

STATEWIDE ANALYSIS OF AWARDS TO VIDS ELIGIBLE FOR HUB CREDIT BY HUB CATEGORY**

CERTIFIED HUB GROUP	# OF VIDS ELIGIBLE / %	# OF MALES / %	# OF FEMALES / %	TOTAL # OF HUB VIDS RECEIVING AWARDS / %	TOTAL DOLLAR AMOUNT AWARDED TO HUB VIDS / %
ASIAN PACIFIC	1,588 / 9.35%	1,006 / 13.28%	582 / 6.18%	295 / 8.12%	\$555,238,222 / 13.49%
BLACK	5,096 / 29.99%	2,550 / 33.67%	2,546 / 27.03%	453 / 12.47%	\$435,860,681 / 10.59%
HISPANIC	5,211 / 30.67%	3,444 / 45.48%	1,767 / 18.76%	1,264 / 34.78%	\$1,559,137,549 / 37.88%
NATIVE AMERICAN	264 / 1.55%	183 / 2.42%	81 / 0.86%	66 / 1.82%	\$85,286,350 / 2.07%
WOMAN OWNED	4,444 / 26.15%	0 / 0.00%	4,444 / 47.18%	1,478 / 40.67%	\$1,448,600,784 / 35.19%
SERVICE-DISABLED VETERAN	390 / 2.30%	390 / 5.15%	0 / 0.00%	78 / 2.15%	\$32,018,212 / 0.78%
TOTAL:	16,993 / 100%	7,573 / 100%	9,420 / 100%	3,634 / 100%	\$4,116,141,798 / 100%

** THE ANALYSIS IS BASED ON THE TOTAL # OF VENDOR ID's ELIGIBLE TO RECEIVE HUB CREDIT. (FEDERAL STATUTES ALLOW SOLE PROPRIETORSHIPS ENTITIES TO HOLD UP TO FOUR VID BUSINESSES WITHIN ONE TAX REPORT.) TOTAL # OF CERTIFIED HUBS FOR THIS REPORT PERIOD OF FY 2024 IS 16,955.



TEXAS HISTORICALLY UNDERUTILIZED BUSINESS (HUB) ANNUAL REPORT RECEIVED FOR FISCAL YEAR 2024

SECTION III - STATEWIDE ANALYSIS OF AWARDS

STATEWIDE ANALYSIS OF AWARDS TO VIDS ELIGIBLE FOR HUB CREDIT BY PROCUREMENT CATEGORY**

HEAVY CONSTRUCTION

CERTIFIED HUB GROUP FOR HUB CREDIT	# OF MALES / %	# OF FEMALES / %	TOTAL # OF HUB VIDS RECEIVING AWARDS / %	TOTAL AMOUNT AWARDED TO HUB VIDS / %
ASIAN PACIFIC	19 / 10.22 %	3 / 1.75 %	22 / 6.16%	\$28,115,448 / 5.57%
BLACK	30 / 16.13 %	12 / 7.02 %	42 / 11.76%	\$41,842,655 / 8.30%
HISPANIC	127 / 68.28 %	39 / 22.81 %	166 / 46.50%	\$243,803,778 / 48.34%
NATIVE AMERICAN	8 / 4.30 %	2 / 1.17 %	10 / 2.80%	\$34,245,676 / 6.79%
SERVICE-DISABLED VETERAN	2 / 1.08 %	0 / 0.00 %	2 / 0.56%	\$320,796 / 0.06%
WOMAN OWNED	0 / 0.00 %	115 / 67.25 %	115 / 32.21%	\$156,054,981 / 30.94%
	186 / 100%	171 / 100%	357 / 100%	\$504,383,335 / 100%

BUILDING CONSTRUCTION

CERTIFIED HUB GROUP FOR HUB CREDIT	# OF MALES / %	# OF FEMALES / %	TOTAL # OF HUB VIDS RECEIVING AWARDS / %	TOTAL AMOUNT AWARDED TO HUB VIDS / %
ASIAN PACIFIC	39 / 9.65 %	11 / 2.28 %	50 / 5.64%	\$27,419,131 / 3.76%
BLACK	62 / 15.35 %	11 / 2.28 %	73 / 8.24%	\$44,372,186 / 6.09%
HISPANIC	266 / 65.84 %	87 / 18.05 %	353 / 39.84%	\$365,636,256 / 50.16%
NATIVE AMERICAN	17 / 4.21 %	3 / 0.62 %	20 / 2.26%	\$12,800,923 / 1.76%
SERVICE-DISABLED VETERAN	20 / 4.95 %	0 / 0.00 %	20 / 2.26%	\$11,544,508 / 1.58%
WOMAN OWNED	0 / 0.00 %	370 / 76.76 %	370 / 41.76%	\$267,209,961 / 36.66%
	404 / 100%	482 / 100%	886 / 100%	\$728,982,964 / 100%



TEXAS HISTORICALLY UNDERUTILIZED BUSINESS (HUB) ANNUAL REPORT RECEIVED FOR FISCAL YEAR 2024

SECTION III - STATEWIDE ANALYSIS OF AWARDS

SPECIAL TRADE

CERTIFIED HUB GROUP FOR HUB CREDIT	# OF MALES / %	# OF FEMALES / %	TOTAL # OF HUB VIDS RECEIVING AWARDS / %	TOTAL AMOUNT AWARDED TO HUB VIDS / %
ASIAN PACIFIC	30 / 6.82 %	7 / 1.30 %	37 / 3.78%	\$22,079,078 / 6.03%
BLACK	60 / 13.64 %	15 / 2.78 %	75 / 7.65%	\$11,915,778 / 3.25%
HISPANIC	311 / 70.68 %	104 / 19.26 %	415 / 42.35%	\$179,091,122 / 48.90%
NATIVE AMERICAN	15 / 3.41 %	3 / 0.56 %	18 / 1.84%	\$8,411,978 / 2.30%
SERVICE-DISABLED VETERAN	24 / 5.45 %	0 / 0.00 %	24 / 2.45%	\$1,159,059 / 0.32%
WOMAN OWNED	0 / 0.00 %	411 / 76.11 %	411 / 41.94%	\$143,587,476 / 39.21%
	440 / 100%	540 / 100%	980 / 100%	\$366,244,491 / 100%

PROFESSIONAL SERVICES

CERTIFIED HUB GROUP FOR HUB CREDIT	# OF MALES / %	# OF FEMALES / %	TOTAL # OF HUB VIDS RECEIVING AWARDS / %	TOTAL AMOUNT AWARDED TO HUB VIDS / %
ASIAN PACIFIC	52 / 22.81 %	16 / 6.30 %	68 / 14.11%	\$99,977,138 / 18.31%
BLACK	26 / 11.40 %	21 / 8.27 %	47 / 9.75%	\$32,346,837 / 5.92%
HISPANIC	135 / 59.21 %	38 / 14.96 %	173 / 35.89%	\$246,758,905 / 45.20%
NATIVE AMERICAN	7 / 3.07 %	0 / 0.00 %	7 / 1.45%	\$15,579,327 / 2.85%
SERVICE-DISABLED VETERAN	8 / 3.51 %	0 / 0.00 %	8 / 1.66%	\$5,538,542 / 1.01%
WOMAN OWNED	0 / 0.00 %	179 / 70.47 %	179 / 37.14%	\$145,749,173 / 26.70%
	228 / 100%	254 / 100%	482 / 100%	\$545,949,923 / 100%



TEXAS HISTORICALLY UNDERUTILIZED BUSINESS (HUB) ANNUAL REPORT RECEIVED FOR FISCAL YEAR 2024

SECTION III - STATEWIDE ANALYSIS OF AWARDS

OTHER SERVICES

CERTIFIED HUB GROUP FOR HUB CREDIT	# OF MALES / %	# OF FEMALES / %	TOTAL # OF HUB VIDS RECEIVING AWARDS / %	TOTAL AMOUNT AWARDED TO HUB VIDS / %
ASIAN PACIFIC	112 / 15.14 %	61 / 4.62 %	173 / 8.40%	\$257,875,588 / 24.63%
BLACK	150 / 20.27 %	99 / 7.51 %	249 / 12.09%	\$66,309,327 / 6.33%
HISPANIC	407 / 55.00 %	222 / 16.83 %	629 / 30.55%	\$245,561,783 / 23.45%
NATIVE AMERICAN	24 / 3.24 %	7 / 0.53 %	31 / 1.51%	\$10,874,886 / 1.04%
SERVICE-DISABLED VETERAN	47 / 6.35 %	0 / 0.00 %	47 / 2.28%	\$5,694,346 / 0.54%
WOMAN OWNED	0 / 0.00 %	930 / 70.51 %	930 / 45.17%	\$460,676,119 / 44.00%
	740 / 100%	1,319 / 100%	2,059 / 100%	\$1,046,992,049 / 100%

COMMODITY PURCHASING

CERTIFIED HUB GROUP FOR HUB CREDIT	# OF MALES / %	# OF FEMALES / %	TOTAL # OF HUB VIDS RECEIVING AWARDS / %	TOTAL AMOUNT AWARDED TO HUB VIDS / %
ASIAN PACIFIC	69 / 14.74 %	34 / 3.98 %	103 / 7.79%	\$119,771,839 / 12.97%
BLACK	92 / 19.66 %	54 / 6.32 %	146 / 11.04%	\$239,073,897 / 25.89%
HISPANIC	256 / 54.70 %	115 / 13.45 %	371 / 28.04%	\$278,285,704 / 30.13%
NATIVE AMERICAN	19 / 4.06 %	10 / 1.17 %	29 / 2.19%	\$3,373,560 / 0.37%
SERVICE-DISABLED VETERAN	32 / 6.84 %	0 / 0.00 %	32 / 2.42%	\$7,760,961 / 0.84%
WOMAN OWNED	0 / 0.00 %	642 / 75.09 %	642 / 48.53%	\$275,323,075 / 29.81%
	468 / 100%	855 / 100%	1,323 / 100%	\$923,589,036 / 100%

** THE ANALYSIS IS BASED ON THE TOTAL # OF VENDOR ID'S ELIGIBLE TO RECEIVE HUB CREDIT.
 (FEDERAL STATUTES ALLOW SOLE PROPRIETORSHIPS ENTITIES TO HOLD UP TO FOUR VID BUSINESSES WITHIN ONE TAX REPORT.) TOTAL # OF CERTIFIED HUBS FOR THIS REPORT PERIOD OF FY 2024 IS 16,955.

- **AWARDS TO CERTIFIED HUBS BY PROCUREMENT CATEGORIES AND OBJECT CODES**



TEXAS HISTORICALLY UNDERUTILIZED BUSINESS (HUB) ANNUAL REPORT RECEIVED FOR FISCAL YEAR 2024

SECTION III - STATEWIDE ANALYSIS OF AWARDS TO CERTIFIED HUBS BY PROCUREMENT CATEGORIES AND OBJECT CODES

CATEGORY	OBJECT CODE	DESCRIPTION	TOTAL EXPENDITURES / %	TOTAL SPENT W/ CERTIFIED HUBS / %
HEAVY CONSTRUCTION	7270	INFRASTRUCTURE MAINT/REPAIR EXPENSED	\$959,465,361 / 2.68%	\$53,991,160 / 1.31%
HEAVY CONSTRUCTION	7347	CONSTRUCT. IN PROGRESS-HWY NET. CAP.	\$10,035,236,237 / 28.01%	\$446,678,476 / 10.85%
HEAVY CONSTRUCTION	7356	REAL PROP. INFRASTRUCT.- CAPITALIZED	\$19,161,453 / 0.05%	\$3,713,699 / 0.09%
HEAVY CONSTRUCTION	7358	INFRASTRUCT. PRESERV. COSTS-EXPENSED	\$138 / 0.00%	0 / 0%
		TOTAL FOR HEAVY CONSTRUCTION:	\$11,013,863,189 / 30.74 %	\$504,383,335 / 12.25 %
BUILDING CONSTRUCTION	7336	FACILITIES AND OTHER IMPROV. CAP.	\$26,353,122 / 0.07%	\$5,209,017 / 0.13%
BUILDING CONSTRUCTION	7340	REAL PROPERTY AND IMPROVEMENTS EXP.	\$99,004,844 / 0.28%	\$22,880,194 / 0.56%
BUILDING CONSTRUCTION	7341	REAL PROPERTY BUILDINGS CAPITALIZED	\$3,575,810,872 / 9.98%	\$700,893,753 / 17.03%
		TOTAL FOR BUILDING CONSTRUCTION:	\$3,701,168,838 / 10.33 %	\$728,982,964 / 17.71 %
SPECIAL TRADE	7266	MAINT. REPAIR-BUILDINGS EXPENSED	\$638,330,662 / 1.78%	\$183,853,172 / 4.47%
SPECIAL TRADE	7338	FACILITIES OTHER IMPROV/MAINT/REP.	\$191,945,473 / 0.54%	\$35,549,431 / 0.86%
SPECIAL TRADE	7343	BUILDING IMPROVEMENTS CAPITALIZED	\$375,530,802 / 1.05%	\$113,944,221 / 2.77%
SPECIAL TRADE	7344	LEASEHOLD IMPROVEMENTS CAPITALIZED	\$1,892,386 / 0.01%	\$78,137 / 0.00%
SPECIAL TRADE	7346	LAND IMPROVEMENTS CAPITALIZED	\$122,466,141 / 0.34%	\$32,555,337 / 0.79%
SPECIAL TRADE	7354	LEASEHOLD IMPROVEMENTS - EXPENSED	\$4,501,314 / 0.01%	\$264,192 / 0.01%
		TOTAL FOR SPECIAL TRADE:	\$1,334,666,777 / 3.73 %	\$366,244,491 / 8.90 %
PROFESSIONAL SERVICES	7245	FINANCIAL AND ACCOUNTING SERV	\$96,884,039 / 0.27%	\$7,914,433 / 0.19%
PROFESSIONAL SERVICES	7248	MEDICAL SERVICES	\$192,065,352 / 0.54%	\$4,636,251 / 0.11%
PROFESSIONAL SERVICES	7256	ARCHITECTURAL/ENGINEERING SERV	\$1,857,531,565 / 5.18%	\$533,399,240 / 12.96%
		TOTAL FOR PROFESSIONAL SERVICES:	\$2,146,480,956 / 5.99 %	\$545,949,923 / 13.26 %

- **AWARDS TO CERTIFIED HUBS BY OBJECT CODE**



TEXAS HISTORICALLY UNDERUTILIZED BUSINESS (HUB) ANNUAL REPORT RECEIVED FOR FISCAL YEAR 2024

SECTION III - STATEWIDE ANALYSIS OF AWARDS TO CERTIFIED HUBS BY OBJECT CODES

CATEGORY	OBJECT CODE	DESCRIPTION	TOTAL EXPENDITURES / %	TOTAL SPENT W/ CERTIFIED HUBS / %
OTHER SERVICES	7204	INSURANCE PREMIUNS AND DEDUCTIBLES	\$181,658,844 / 0.51%	\$966,117 / 0.02%
OTHER SERVICES	7205	EMPLOYEE BONDS	\$1,285 / 0.00%	0 / 0%
OTHER SERVICES	7206	SERVICE FEE PAID TO THE LOTTERY OPER	\$149,070,218 / 0.42%	\$7,889,740 / 0.19%
OTHER SERVICES	7211	AWARDS	\$13,213,756 / 0.04%	\$976,071 / 0.02%
OTHER SERVICES	7216	INS PREM-APP BY BD OF INS AG	\$467,669 / 0.00%	0 / 0%
OTHER SERVICES	7218	PUBLICATIONS	\$10,498,285 / 0.03%	\$345,309 / 0.01%
OTHER SERVICES	7239	CONSULTANT SERVICES-APP BY GOV OFFIC	\$212,251 / 0.00%	0 / 0%
OTHER SERVICES	7240	CONSULTANT SERVICES - OTHER	\$98,443,785 / 0.27%	\$6,604,603 / 0.16%
OTHER SERVICES	7242	CONSULTANT SERVICES - COMPUTER	\$55,568,040 / 0.16%	\$7,528,897 / 0.18%
OTHER SERVICES	7243	EDUCATIONAL/TRAINING SERVICES	\$60,133,157 / 0.17%	\$1,964,957 / 0.05%
PROFESSIONAL SERVICES	7245	FINANCIAL AND ACCOUNTING SERV	\$96,884,039 / 0.27%	\$7,914,433 / 0.19%
PROFESSIONAL SERVICES	7248	MEDICAL SERVICES	\$192,065,352 / 0.54%	\$4,636,251 / 0.11%
OTHER SERVICES	7249	VETERINARY SERVICES	\$2,346,948 / 0.01%	\$6,224 / 0.00%
OTHER SERVICES	7253	OTHER PROFESSIONAL SERVICES	\$2,259,250,942 / 6.31%	\$178,872,216 / 4.35%
OTHER SERVICES	7255	INVESTMENT COUNSELING SERVICES	\$8,023,443 / 0.02%	\$96,260 / 0.00%
PROFESSIONAL SERVICES	7256	ARCHITECTURAL/ENGINEERING SERV	\$1,857,531,565 / 5.18%	\$533,399,240 / 12.96%
OTHER SERVICES	7257	LEGAL SVCS-APP BY OFC ADM HEARINGS	\$3,814 / 0.00%	\$3,814 / 0.00%
OTHER SERVICES	7258	LEGAL SERVICES	\$78,249,050 / 0.22%	\$1,122,619 / 0.03%
OTHER SERVICES	7259	RACE TRACK OFFICIALS	\$28,004 / 0.00%	0 / 0%
OTHER SERVICES	7262	MAINT/REPAIR COMPUTER SOFTWARE EXP.	\$408,330,013 / 1.14%	\$96,338,154 / 2.34%
OTHER SERVICES	7263	MAINTENANCE REPAIR-AIRCRAFT EXP.	\$9,067,373 / 0.03%	\$246,133 / 0.01%
SPECIAL TRADE	7266	MAINT. REPAIR-BUILDINGS EXPENSED	\$638,330,662 / 1.78%	\$183,853,172 / 4.47%
OTHER SERVICES	7267	MAINT REPAIR-COMPUTER EQUIP EXP.	\$77,085,337 / 0.22%	\$22,905,352 / 0.56%
HEAVY CONSTRUCTION	7270	INFRASTRUCTURE MAINT/REPAIR EXPENSED	\$959,465,361 / 2.68%	\$53,991,160 / 1.31%



TEXAS HISTORICALLY UNDERUTILIZED BUSINESS (HUB) ANNUAL REPORT RECEIVED FOR FISCAL YEAR 2024

SECTION III - STATEWIDE ANALYSIS OF AWARDS TO CERTIFIED HUBS BY OBJECT CODES

CATEGORY	OBJECT CODE	DESCRIPTION	TOTAL EXPENDITURES / %	TOTAL SPENT W/ CERTIFIED HUBS / %
OTHER SERVICES	7271	LAND MAINT. REPAIR - GROUNDS EXP.	\$27,673,876 / 0.08%	\$5,325,066 / 0.13%
OTHER SERVICES	7272	HAZARDOUS WASTE DISPOSAL SERVS	\$36,857,260 / 0.10%	\$8,977,535 / 0.22%
OTHER SERVICES	7273	REPRODUCTION PRINTING SERVS	\$124,724,832 / 0.35%	\$12,157,071 / 0.30%
OTHER SERVICES	7274	TEMPORARY EMPLOYMENT AGENCIES	\$139,872,849 / 0.39%	\$66,808,674 / 1.62%
OTHER SERVICES	7275	COMPUTER PROGRAMMING SERVICES	\$945,727,959 / 2.64%	\$316,999,406 / 7.70%
OTHER SERVICES	7276	COMMUNICATION SERVICES	\$245,106,892 / 0.68%	\$7,760,352 / 0.19%
OTHER SERVICES	7277	CLEANING SERVICES	\$121,493,396 / 0.34%	\$33,632,446 / 0.82%
OTHER SERVICES	7281	ADVERTISING SERVICES	\$238,276,988 / 0.67%	\$59,491,330 / 1.45%
OTHER SERVICES	7284	DATA PROCESSING SERVICES	\$18,399,051 / 0.05%	\$1,181,895 / 0.03%
OTHER SERVICES	7286	FREIGHT/DELIVERY SERVICES	\$57,310,635 / 0.16%	\$8,657,212 / 0.21%
OTHER SERVICES	7299	PURCHASED CONTRACTED SERVICES	\$2,495,300,658 / 6.97%	\$161,403,049 / 3.92%
COMMODITY PURCHASING	7300	CONSUMABLES	\$556,240,874 / 1.55%	\$121,054,741 / 2.94%
COMMODITY PURCHASING	7304	FUELS LUBRICANTS - OTHER	\$125,551,371 / 0.35%	\$12,693,253 / 0.31%
COMMODITY PURCHASING	7307	FUELS LUBRICANTS - AIRCRAFT	\$1,992,071 / 0.01%	\$181,280 / 0.00%
COMMODITY PURCHASING	7309	PROMOTIONAL ITEMS	\$19,352,102 / 0.05%	\$5,837,752 / 0.14%
COMMODITY PURCHASING	7310	CHEMICAL AND GASES	\$185,376,796 / 0.52%	\$25,391,799 / 0.62%
COMMODITY PURCHASING	7312	MEDICAL SUPPLIES	\$3,527,593,562 / 9.85%	\$26,226,579 / 0.64%
COMMODITY PURCHASING	7315	FOOD PURCHASED BY THE STATE	\$64,946,598 / 0.18%	\$1,429,094 / 0.03%
COMMODITY PURCHASING	7316	FOOD PURCH FOR WARDS OF STATE	\$175,601,590 / 0.49%	\$4,013,550 / 0.10%
COMMODITY PURCHASING	7322	PERSONAL ITEMS-WARDS OF THE STATE	\$8,498,435 / 0.02%	\$348,517 / 0.01%
COMMODITY PURCHASING	7324	CREDIT CARD PURCH-CLIENTS/WARDS ST.	\$5,177,914 / 0.01%	\$243 / 0.00%
COMMODITY PURCHASING	7325	SERVICES FOR WARDS OF THE STATE	\$39,748,088 / 0.11%	\$2,499,319 / 0.06%
COMMODITY PURCHASING	7328	SUPPLY/MATERIAL-AGRIC,CONST,HARDWARE	\$411,917,615 / 1.15%	\$31,315,676 / 0.76%
COMMODITY PURCHASING	7330	PARTS - FURNISHINGS EQUIPMT	\$114,575,926 / 0.32%	\$16,522,302 / 0.40%



TEXAS HISTORICALLY UNDERUTILIZED BUSINESS (HUB) ANNUAL REPORT RECEIVED FOR FISCAL YEAR 2024

SECTION III - STATEWIDE ANALYSIS OF AWARDS TO CERTIFIED HUBS BY OBJECT CODES

CATEGORY	OBJECT CODE	DESCRIPTION	TOTAL EXPENDITURES / %	TOTAL SPENT W/ CERTIFIED HUBS / %
COMMODITY PURCHASING	7331	PLANTS	\$4,789,649 / 0.01%	\$1,684,359 / 0.04%
COMMODITY PURCHASING	7333	FABRICS AND LINENS	\$14,355,671 / 0.04%	\$785,164 / 0.02%
COMMODITY PURCHASING	7334	FURNISHINGS EQUIP OTHER - EXPENSED	\$1,374,033,789 / 3.84%	\$142,186,884 / 3.45%
COMMODITY PURCHASING	7335	PARTS - COMPUT. EQUIP. - EXPENSED	\$53,016,998 / 0.15%	\$27,635,086 / 0.67%
BUILDING CONSTRUCTION	7336	FACILITIES AND OTHER IMPROV. CAP.	\$26,353,122 / 0.07%	\$5,209,017 / 0.13%
OTHER SERVICES	7337	FACILITIES OTHER IMPROV/CAP. LEASE	\$188,489 / 0.00%	\$91,189 / 0.00%
SPECIAL TRADE	7338	FACILITIES OTHER IMPROV/MAINT/REP.	\$191,945,473 / 0.54%	\$35,549,431 / 0.86%
BUILDING CONSTRUCTION	7340	REAL PROPERTY AND IMPROVEMENTS EXP.	\$99,004,844 / 0.28%	\$22,880,194 / 0.56%
BUILDING CONSTRUCTION	7341	REAL PROPERTY BUILDINGS CAPITALIZED	\$3,575,810,872 / 9.98%	\$700,893,753 / 17.03%
SPECIAL TRADE	7343	BUILDING IMPROVEMENTS CAPITALIZED	\$375,530,802 / 1.05%	\$113,944,221 / 2.77%
SPECIAL TRADE	7344	LEASEHOLD IMPROVEMENTS CAPITALIZED	\$1,892,386 / 0.01%	\$78,137 / 0.00%
SPECIAL TRADE	7346	LAND IMPROVEMENTS CAPITALIZED	\$122,466,141 / 0.34%	\$32,555,337 / 0.79%
HEAVY CONSTRUCTION	7347	CONSTRUCT. IN PROGRESS-HWY NET. CAP.	\$10,035,236,237 / 28.01%	\$446,678,476 / 10.85%
OTHER SERVICES	7350	BUILDINGS - CAPITAL LEASE	\$866,677 / 0.00%	0 / 0%
COMMODITY PURCHASING	7351	PASSENGER CARS - CAPITAL LEASE	\$23,793 / 0.00%	\$18,166 / 0.00%
SPECIAL TRADE	7354	LEASEHOLD IMPROVEMENTS - EXPENSED	\$4,501,314 / 0.01%	\$264,192 / 0.01%
HEAVY CONSTRUCTION	7356	REAL PROP. INFRASTRUCT.- CAPITALIZED	\$19,161,453 / 0.05%	\$3,713,699 / 0.09%
HEAVY CONSTRUCTION	7358	INFRASTRUCT. PRESERV. COSTS-EXPENSED	\$138 / 0.00%	0 / 0%
COMMODITY PURCHASING	7361	PERSONAL PROPERTY - CAPITALIZED	\$1,292,906 / 0.00%	\$270,055 / 0.01%
COMMODITY PURCHASING	7365	PERSONAL PROPERTY BOATS CAPITALIZED	\$5,192,657 / 0.01%	\$8,674 / 0.00%
OTHER SERVICES	7366	PERSONAL PROPERTY - CAPITAL LEASE	\$64,075 / 0.00%	0 / 0%
OTHER SERVICES	7367	PERSONAL PROP. MAINT. REPAIR-EXP	\$260,477,300 / 0.73%	\$24,568,769 / 0.60%
OTHER SERVICES	7368	MAINT. REPAIR-MOTOR VEHICLES-EXP.	\$62,155,004 / 0.17%	\$2,375,298 / 0.06%
COMMODITY PURCHASING	7371	PASSENGER CARS - CAPITALIZED	\$32,990,751 / 0.09%	\$90,944 / 0.00%



TEXAS HISTORICALLY UNDERUTILIZED BUSINESS (HUB) ANNUAL REPORT RECEIVED FOR FISCAL YEAR 2024

SECTION III - STATEWIDE ANALYSIS OF AWARDS TO CERTIFIED HUBS BY OBJECT CODES

CATEGORY	OBJECT CODE	DESCRIPTION	TOTAL EXPENDITURES / %	TOTAL SPENT W/ CERTIFIED HUBS / %
COMMODITY PURCHASING	7372	OTHER MOTOR VEHICLES - CAPITALIZED	\$190,106,765 / 0.53%	\$4,128,857 / 0.10%
COMMODITY PURCHASING	7373	FURNISHINGS EQUIPMENT-CAPITALIZED	\$844,234,214 / 2.36%	\$120,471,186 / 2.93%
COMMODITY PURCHASING	7374	FURNISHINGS EQUIPMENT CONTROLLED	\$39,016,749 / 0.11%	\$13,175,042 / 0.32%
COMMODITY PURCHASING	7375	PERSONAL PROP. AIRCRAFT-CAPITALIZED	\$19,013,388 / 0.05%	0 / 0%
COMMODITY PURCHASING	7376	FURNISHINGS EQUIPT.- CAPITAL LEASE	\$14,873,647 / 0.04%	\$13,023 / 0.00%
COMMODITY PURCHASING	7377	COMPUTER EQUIPMENT - EXPENSED	\$59,769,528 / 0.17%	\$34,549,815 / 0.84%
COMMODITY PURCHASING	7378	COMPUTER EQUIPMENT - CONTROLLED	\$124,109,766 / 0.35%	\$89,805,059 / 2.18%
COMMODITY PURCHASING	7379	COMPUTER EQUIPMENT - CAPITALIZED	\$118,166,479 / 0.33%	\$64,547,765 / 1.57%
COMMODITY PURCHASING	7380	COMPUTER SOFTWARE - EXPENSED	\$327,625,805 / 0.91%	\$58,541,617 / 1.42%
COMMODITY PURCHASING	7384	PERSONAL PROP. ANIMALS - EXPENSED	\$26,905,454 / 0.08%	\$354,366 / 0.01%
COMMODITY PURCHASING	7385	COMPUTER EQUIPMENT - CAPITAL LEASE	\$1,476,647 / 0.00%	\$298,680 / 0.01%
COMMODITY PURCHASING	7386	PERSONAL PROP. ANIMALS - CAPITALIZED	\$524,467 / 0.00%	\$54,000 / 0.00%
COMMODITY PURCHASING	7393	MERCHANDISE PURCH FOR RESALE	\$276,595,346 / 0.77%	\$17,544,961 / 0.43%
COMMODITY PURCHASING	7394	RAW MATERIAL PURCHASES	\$48,176,051 / 0.13%	\$1,398,861 / 0.03%
COMMODITY PURCHASING	7395	INTANGIBLE COMP SOFTWARE - PURCH-CAP.	\$49,470,360 / 0.14%	\$6,838,267 / 0.17%
COMMODITY PURCHASING	7406	RENTAL OF FURNISHINGS/EQUIPMT	\$180,414,115 / 0.50%	\$16,316,064 / 0.40%
COMMODITY PURCHASING	7411	RENTAL OF COMPUTER EQUIPMENT	\$47,399,848 / 0.13%	\$36,684,177 / 0.89%
COMMODITY PURCHASING	7415	RENTAL OF COMPUTER SOFTWARE	\$146,622,862 / 0.41%	\$25,925,758 / 0.63%
COMMODITY PURCHASING	7442	RENTAL OF MOTOR VEHICLES	\$40,880,040 / 0.11%	\$1,665,846 / 0.04%
COMMODITY PURCHASING	7445	RENTAL OF AIRCRAFT	\$9,706,392 / 0.03%	0 / 0%
COMMODITY PURCHASING	7449	RENTAL OF MARINE EQUIPMENT	\$80,834 / 0.00%	0 / 0%
COMMODITY PURCHASING	7510	TELECOM PARTS SUPPLIES	\$11,931,570 / 0.03%	\$2,683,893 / 0.07%
COMMODITY PURCHASING	7512	TELECOMMUNICATION EQUIP. CAPITALIZED	\$5,113,533 / 0.01%	\$1,634,454 / 0.04%
OTHER SERVICES	7514	TELECOMM.- MAINTENANCE REPAIR EXP.	\$17,532,506 / 0.05%	\$9,616,350 / 0.23%



TEXAS HISTORICALLY UNDERUTILIZED BUSINESS (HUB) ANNUAL REPORT RECEIVED FOR FISCAL YEAR 2024

SECTION III - STATEWIDE ANALYSIS OF AWARDS TO CERTIFIED HUBS BY OBJECT CODES

CATEGORY	OBJECT CODE	DESCRIPTION	TOTAL EXPENDITURES / %	TOTAL SPENT W/ CERTIFIED HUBS / %
OTHER SERVICES	7516	TELECOMMS - OTHER SERVICE CHARGES	\$68,022,951 / 0.19%	\$938,381 / 0.02%
COMMODITY PURCHASING	7517	TELECOMM. EQUIPMENT - EXPENSED	\$11,686,925 / 0.03%	\$3,713,086 / 0.09%
COMMODITY PURCHASING	7520	INFRASTRUCT. TELECOMMS. EQUIP - CAP.	\$2,907,748 / 0.01%	\$1,173,624 / 0.03%
COMMODITY PURCHASING	7521	REAL PROP.-INFRAST.- TELECOMM.- EXP.	\$2,735,959 / 0.01%	\$1,877,199 / 0.05%
COMMODITY PURCHASING	7522	TELECOMMS-EQUIP RENTAL	\$5,355,212 / 0.01%	0 / 0%
OTHER SERVICES	7526	WASTE DISPOSAL	\$30,116,994 / 0.08%	\$1,141,559 / 0.03%
		TOTAL OF ALL OBJECT CODES:	\$35,825,169,226 / 100.00%	\$4,116,141,798 / 100.00%

SECTION IV - STATE AGENCY RANKINGS



FISCAL YEAR 2024 ANNUAL HUB REPORT
AGENCIES SPENDING MORE THAN \$25,000 WITH \$0 SPENDING WITH HUBS

AGENCY #	AGENCY NAME	TOTAL EXPENDITURES
105	LEGISLATIVE REFERENCE LIBRARY	\$118,370
226	COURT OF APPEALS - SIXTH COURT	\$28,509
242	COMMISSION ON JUDICIAL CONDUCT	\$71,852
243	STATE LAW LIBRARY	\$255,166
908	TEXAS BULLION DEPOSITORY (PT OF 902)	\$1,074,111



FISCAL YEAR 2024 ANNUAL HUB REPORT
AGENCIES RANKED BY TOTAL EXPENDITURES

RANK	AGENCY #	AGENCY NAME	TOTAL EXPENDITURES	TOTAL HUB EXPENDITURES	HUB % of EXPENDITURES
1	601	TEXAS DEPARTMENT OF TRANSPORTATION	\$14,463,068,770	\$1,251,464,526	8.65%
2	506	UT MD ANDERSON CANCER CENTER	\$2,916,827,667	\$169,521,706	5.81%
3	729	UT SOUTHWESTERN MEDICAL CENTER	\$1,974,421,803	\$155,747,238	7.89%
4	529	HEALTH & HUMAN SERVICES COMMISSION	\$1,631,630,681	\$206,402,369	12.65%
5	719	TEXAS STATE TECHNICAL COLLEGE	\$1,046,793,228	\$69,159,385	6.61%
6	303	TEXAS FACILITIES COMMISSION	\$989,481,446	\$155,024,983	15.67%
7	721	UNIVERSITY OF TEXAS AT AUSTIN	\$861,914,986	\$143,255,687	16.62%
8	723	UNIVERSITY OF TEXAS MEDICAL BRANCH	\$856,290,431	\$62,707,363	7.32%
9	305	GENERAL LAND OFFICE	\$699,462,565	\$79,152,860	11.32%
10	745	UT HEALTH SCIENCE CENTER-SAN ANTONIO	\$603,519,318	\$96,744,250	16.03%
11	401	TEXAS MILITARY DEPARTMENT	\$562,352,537	\$37,438,406	6.66%
12	710	THE TEXAS A&M UNIVERSITY SYSTEM	\$557,342,715	\$183,368,822	32.90%
13	711	TEXAS A & M UNIVERSITY (MAIN UNIV)	\$547,856,310	\$133,611,084	24.39%
14	730	UNIVERSITY OF HOUSTON	\$421,055,485	\$72,800,882	17.29%
15	744	UT HEALTH SCIENCE CENTER - HOUSTON	\$419,391,029	\$57,965,308	13.82%
16	720	UNIVERSITY OF TEXAS SYSTEM	\$389,080,307	\$76,325,912	19.62%
17	696	TEXAS DEPT OF CRIMINAL JUSTICE	\$384,703,542	\$82,551,184	21.46%
18	701	TEXAS EDUCATION AGENCY	\$367,679,227	\$19,777,383	5.38%
19	537	DEPARTMENT OF STATE HEALTH SERVICES	\$303,856,251	\$31,916,230	10.50%
20	754	TEXAS STATE UNIVERSITY	\$270,691,195	\$50,758,296	18.75%
21	733	TEXAS TECH UNIVERSITY	\$259,034,212	\$60,265,346	23.27%
22	575	TEXAS DIVISION OF EMERGENCY MANAGEME	\$257,877,908	\$17,198,274	6.67%



FISCAL YEAR 2024 ANNUAL HUB REPORT
AGENCIES RANKED BY TOTAL EXPENDITURES

RANK	AGENCY #	AGENCY NAME	TOTAL EXPENDITURES	TOTAL HUB EXPENDITURES	HUB % of EXPENDITURES
23	405	DEPARTMENT OF PUBLIC SAFETY	\$253,183,640	\$53,759,681	21.23%
24	362	TEXAS LOTTERY COMMISSION	\$237,038,184	\$25,413,997	10.72%
25	320	TEXAS WORKFORCE COMMISSION	\$224,756,370	\$25,839,564	11.50%
26	714	UNIVERSITY OF TEXAS AT ARLINGTON	\$190,803,725	\$35,041,256	18.37%
27	752	UNIVERSITY OF NORTH TEXAS	\$188,154,212	\$39,110,814	20.79%
28	802	PARKS AND WILDLIFE DEPARTMENT	\$149,576,661	\$35,961,493	24.04%
29	530	DEPT FAMILY AND PROTECTIVE SERVICES	\$143,731,602	\$43,126,357	30.00%
30	738	UNIVERSITY OF TEXAS AT DALLAS	\$141,897,729	\$32,670,392	23.02%
31	743	UNIVERSITY OF TEXAS AT SAN ANTONIO	\$140,528,513	\$47,447,305	33.76%
32	739	TX TECH UNIV HEALTH SCIENCES CENTER	\$137,707,743	\$29,741,945	21.60%
33	763	UNT HEALTH SCIENCE CENTER	\$111,560,223	\$10,260,940	9.20%
34	304	COMPTROLLER OF PUBLIC ACCOUNTS	\$103,752,590	\$38,228,296	36.85%
35	731	TEXAS WOMAN'S UNIVERSITY	\$99,085,960	\$13,490,078	13.61%
36	724	UNIVERSITY OF TEXAS AT EL PASO	\$83,081,464	\$19,906,503	23.96%
37	556	TEXAS A&M AGRILIFE RESEARCH	\$79,371,722	\$11,696,012	14.74%
38	715	PRAIRIE VIEW A & M UNIVERSITY	\$78,248,209	\$14,560,974	18.61%
39	713	TARLETON STATE UNIVERSITY	\$75,871,629	\$8,803,759	11.60%
40	709	TEXAS A&M HEALTH SCIENCE CENTER	\$75,582,047	\$16,321,822	21.59%
41	755	STEPHEN F AUSTIN STATE UNIVERSITY	\$73,565,317	\$8,708,216	11.84%
42	774	TEXAS TECH HSC - EL PASO	\$72,695,000	\$14,543,062	20.01%
43	300	OFFICE OF THE GOVERNOR - FISCAL	\$71,862,286	\$1,351,988	1.88%
44	746	UT RIO GRANDE VALLEY	\$70,752,328	\$17,638,646	24.93%



FISCAL YEAR 2024 ANNUAL HUB REPORT
AGENCIES RANKED BY TOTAL EXPENDITURES

RANK	AGENCY #	AGENCY NAME	TOTAL EXPENDITURES	TOTAL HUB EXPENDITURES	HUB % of EXPENDITURES
45	582	TEXAS COMM ON ENVIRONMENTAL QUALITY	\$65,552,135	\$19,827,153	30.25%
46	737	ANGELO STATE UNIVERSITY	\$62,084,643	\$11,144,723	17.95%
47	760	TEXAS A & M UNIV - CORPUS CHRISTI	\$59,286,828	\$13,784,249	23.25%
48	302	OFFICE OF THE ATTORNEY GENERAL	\$57,833,936	\$15,669,762	27.09%
49	717	TEXAS SOUTHERN UNIVERSITY	\$57,367,286	\$10,463,503	18.24%
50	327	EMPLOYEES RETIREMENT SYSTEM	\$57,198,926	\$16,684,843	29.17%
51	323	TEACHER RETIREMENT SYSTEM OF TEXAS	\$55,051,638	\$18,953,644	34.43%
52	732	TEXAS A & M UNIVERSITY - KINGSVILLE	\$52,117,751	\$15,175,701	29.12%
53	769	UNIVERSITY OF NORTH TEXAS SYSTEM	\$51,035,156	\$5,932,966	11.63%
54	753	SAM HOUSTON STATE UNIVERSITY	\$46,639,659	\$11,230,955	24.08%
55	757	WEST TEXAS A & M UNIVERSITY	\$43,614,429	\$2,503,786	5.74%
56	750	UNIVERSITY OF TEXAS AT TYLER	\$42,344,498	\$4,426,945	10.45%
57	751	TEXAS A & M UNIVERSITY - COMMERCE	\$40,350,697	\$9,367,199	23.21%
58	608	TEXAS DEPARTMENT OF MOTOR VEHICLES	\$38,586,278	\$12,224,548	31.68%
59	785	UNIV OF TEXAS HEALTH CENTER AT TYLER	\$37,406,344	\$6,043,813	16.16%
60	734	LAMAR UNIVERSITY - BEAUMONT	\$37,115,652	\$9,914,236	26.71%
61	789	LAMAR INSTITUTE OF TECHNOLOGY	\$33,612,513	\$5,021,221	14.94%
62	712	TEXAS A&M ENGINEERING EXPERIMENT STA	\$32,668,953	\$6,559,777	20.08%
63	787	LAMAR STATE COLLEGE - ORANGE	\$31,188,406	\$3,552,957	11.39%
64	784	UNIVERSITY OF HOUSTON - DOWNTOWN	\$31,187,485	\$11,299,519	36.23%
65	761	TEXAS A & M INTERNATIONAL UNIVERSITY	\$30,925,293	\$9,580,449	30.98%
66	212	OFFICE OF COURT ADMINISTRATION	\$28,704,266	\$1,198,481	4.18%



**FISCAL YEAR 2024 ANNUAL HUB REPORT
AGENCIES RANKED BY TOTAL EXPENDITURES**

RANK	AGENCY #	AGENCY NAME	TOTAL EXPENDITURES	TOTAL HUB EXPENDITURES	HUB % of EXPENDITURES
67	306	TEXAS STATE LIBRARY & ARCHIVES COMM	\$28,385,762	\$544,091	1.92%
68	742	UNIV OF TEX OF THE PERMIAN BASIN	\$27,574,951	\$2,995,958	10.86%
69	808	TEXAS HISTORICAL COMMISSION	\$27,265,826	\$1,715,582	6.29%
70	749	TEXAS A&M UNIVERSITY - SAN ANTONIO	\$26,915,039	\$10,300,454	38.27%
71	809	STATE PRESERVATION BOARD	\$26,712,646	\$682,118	2.55%
72	313	DEPARTMENT OF INFORMATION RESOURCES	\$25,128,270	\$12,019,700	47.83%
73	735	MIDWESTERN STATE UNIVERSITY	\$24,003,202	\$2,889,366	12.04%
74	765	UNIVERSITY OF HOUSTON-VICTORIA	\$23,808,980	\$1,442,085	6.06%
75	307	SECRETARY OF STATE	\$23,774,671	\$2,170,490	9.13%
76	718	TEXAS A & M UNIVERSITY AT GALVESTON	\$23,551,074	\$9,018,385	38.29%
77	455	RAILROAD COMMISSION OF TEXAS	\$23,453,015	\$10,050,550	42.85%
78	708	TEXAS A&M SYSTEM SHARED SERVICE CTR	\$22,984,815	\$5,105,622	22.21%
79	781	TX HIGHER EDUCATION COORD BOARD	\$22,428,634	\$5,459,447	24.34%
80	716	TEXAS A&M ENGINEERING EXTENSION SERV	\$21,551,930	\$3,294,995	15.29%
81	759	UNIVERSITY OF HOUSTON - CLEAR LAKE	\$19,570,605	\$4,336,662	22.16%
82	644	TEXAS JUVENILE JUSTICE DEPT	\$19,294,282	\$5,168,360	26.79%
83	580	TEXAS WATER DEVELOPMENT BOARD	\$18,369,640	\$3,122,852	17.00%
84	764	TEXAS A&M UNIVERSITY-TEXARKANA	\$17,402,573	\$934,055	5.37%
85	788	LAMAR STATE COLLEGE - PORT ARTHUR	\$16,649,029	\$3,694,938	22.19%
86	555	TEXAS A&M AGRILIFE EXTENSION SERVICE	\$16,508,901	\$3,624,687	21.96%
87	706	NO AGENCY NAME	\$14,466,643	\$577,890	3.99%
88	773	UNIVERSITY OF NORTH TEXAS AT DALLAS	\$14,412,525	\$3,412,390	23.68%



FISCAL YEAR 2024 ANNUAL HUB REPORT
AGENCIES RANKED BY TOTAL EXPENDITURES

RANK	AGENCY #	AGENCY NAME	TOTAL EXPENDITURES	TOTAL HUB EXPENDITURES	HUB % of EXPENDITURES
89	542	CANCER PREVENTION AND RESEARCH INSTI	\$13,720,896	\$819,401	5.97%
90	902	COMPTROLLER / FISCAL	\$13,141,832	\$2,445,210	18.61%
91	103	TEXAS LEGISLATIVE COUNCIL	\$12,732,916	\$1,215,084	9.54%
92	768	TEXAS TECH UNIV SYSTEM	\$12,405,910	\$865,736	6.98%
93	454	TEXAS DEPARTMENT OF INSURANCE	\$11,641,033	\$3,180,304	27.32%
94	727	TEXAS A&M TRANSPORTATION INSTITUTE	\$11,494,029	\$3,205,008	27.88%
95	551	DEPARTMENT OF AGRICULTURE	\$11,454,211	\$2,025,889	17.69%
96	576	TEXAS A&M FOREST SERVICE	\$11,120,392	\$1,558,726	14.02%
97	592	SOIL & WATER CONSERVATION BOARD	\$8,826,771	\$100,664	1.14%
98	557	TX A&M VETERINARY MED DIAGNOSTIC LAB	\$8,787,049	\$2,835,703	32.27%
99	452	DEPT OF LICENSING & REGULATION	\$7,077,929	\$977,240	13.81%
100	452	TX DEPT OF LICENSING & REGULATION	\$7,077,929	\$977,240	13.81%
101	770	TEXAS A&M UNIVERSITY - CENTRAL TEXAS	\$6,853,341	\$1,347,621	19.66%
102	458	ALCOHOLIC BEVERAGE COMMISSION	\$6,360,084	\$761,342	11.97%
103	515	TEXAS STATE BOARD OF PHARMACY	\$5,618,856	\$113,796	2.03%
104	772	SCHOOL FOR THE DEAF	\$5,287,938	\$523,393	9.90%
105	102	HOUSE OF REPRESENTATIVES	\$5,216,956	\$69,131	1.33%
106	909	TEXAS BROADBAND DEVELOPMENT OFFICE	\$4,941,762	\$759,234	15.36%
107	308	STATE AUDITOR'S OFFICE	\$4,309,297	\$471,223	10.94%
108	332	TX DEPT OF HOUSING & COMM AFFAIRS	\$4,034,953	\$2,026,286	50.22%
109	407	TEXAS COMMISSION ON LAW ENFORCEMENT	\$3,660,787	\$481,683	13.16%
110	477	COMM/STATE EMERGENCY COMMUNICATION	\$3,589,498	\$1,150,973	32.07%



FISCAL YEAR 2024 ANNUAL HUB REPORT
AGENCIES RANKED BY TOTAL EXPENDITURES

RANK	AGENCY #	AGENCY NAME	TOTAL EXPENDITURES	TOTAL HUB EXPENDITURES	HUB % of EXPENDITURES
111	756	SUL ROSS STATE UNIVERSITY	\$3,555,879	\$473,292	13.31%
112	301	OFFICE OF THE GOVERNOR	\$3,501,349	\$1,037,564	29.63%
113	554	TEXAS ANIMAL HEALTH COMMISSION	\$3,471,320	\$493,954	14.23%
114	503	TEXAS MEDICAL BOARD	\$3,412,982	\$699,263	20.49%
115	473	PUBLIC UTILITY COMMISSION OF TEXAS	\$3,270,773	\$254,158	7.77%
116	758	TEXAS STATE UNIVERSITY SYSTEM	\$2,548,295	\$321,163	12.60%
117	771	SCHOOL/BLIND AND VISUALLY IMPAIRED	\$2,358,317	\$295,976	12.55%
118	783	UNIVERSITY OF HOUSTON - SYSTEM	\$2,272,092	\$134,607	5.92%
119	507	TEXAS BOARD OF NURSING	\$2,118,116	\$326,846	15.43%
120	101	TEXAS SENATE	\$1,839,397	\$156,908	8.53%
121	403	TEXAS VETERANS COMMISSION	\$1,819,344	\$745,315	40.97%
122	907	STATE ENERGY CONSERVATION OFFICE	\$1,745,379	\$296,841	17.01%
123	479	STATE OFFICE OF RISK MANAGEMENT	\$1,494,027	\$40,824	2.73%
124	347	TEXAS PUBLIC FINANCE AUTHORITY	\$1,345,886	\$13,690	1.02%
125	451	DEPARTMENT OF BANKING	\$1,243,133	\$279,766	22.50%
126	908	TEXAS BULLION DEPOSITORY (PT OF 902)	\$1,074,111	0	0.00%
127	329	REAL ESTATE COMMISSION	\$1,059,120	\$641,894	60.61%
128	315	EDUCATIONAL OPPORTUNITIES AND INVEST	\$1,036,168	\$316,884	30.58%
129	315	PREPAID HIGHER ED. TUITION BOARD	\$1,036,168	\$316,884	30.58%
130	510	TEXAS BEHAVIORAL HEALTH EXECUTIVE CO	\$958,860	\$9,785	1.02%
131	360	STATE OFC OF ADMINISTRATIVE HEARINGS	\$873,251	\$237,628	27.21%
132	356	TEXAS ETHICS COMMISSION	\$805,198	\$517,314	64.25%



FISCAL YEAR 2024 ANNUAL HUB REPORT
AGENCIES RANKED BY TOTAL EXPENDITURES

RANK	AGENCY #	AGENCY NAME	TOTAL EXPENDITURES	TOTAL HUB EXPENDITURES	HUB % of EXPENDITURES
133	476	TEXAS RACING COMMISSION	\$793,198	\$215,922	27.22%
134	364	HEALTH PROFESSIONS COUNCIL	\$771,947	\$23,745	3.08%
135	326	TX EMERGENCY SVCS RETIREMENT SYST	\$771,012	\$108,546	14.08%
136	201	SUPREME COURT	\$762,330	\$378,942	49.71%
137	457	STATE BOARD OF PUBLIC ACCOUNTANCY	\$665,759	\$328,846	49.39%
138	104	LEGISLATIVE BUDGET BOARD	\$658,361	\$501,138	76.12%
139	504	TX STATE BOARD OF DENTAL EXAMINERS	\$598,313	\$110,768	18.51%
140	312	STATE SECURITIES BOARD	\$517,934	\$183,515	35.43%
141	466	CONSUMER CREDIT COMMISSIONER	\$390,981	\$268,823	68.76%
142	460	TEXAS BD OF PROF ENGINEERS & LAND SU	\$390,596	\$39,899	10.21%
143	456	BOARD OF PLUMBING EXAMINERS	\$363,840	\$166,270	45.70%
144	450	DEPT OF SAVINGS & MORTGAGE LEND	\$341,830	\$158,276	46.30%
145	450	TX DEPT OF SAVINGS AND MTG LENDING	\$341,830	\$158,276	46.30%
146	535	TX LOW LEVEL RADIOACTIVE WASTE COMM	\$322,785	\$42,960	13.31%
147	338	STATE PENSION REVIEW BOARD	\$307,114	\$278,993	90.84%
148	225	COURT OF APPEALS - FIFTH COURT	\$256,188	\$3,429	1.34%
149	243	STATE LAW LIBRARY	\$255,166	0	0.00%
150	469	CREDIT UNION DEPARTMENT	\$249,424	\$101,768	40.80%
151	352	TEXAS BOND REVIEW BOARD	\$214,416	\$119,258	55.62%
152	459	TX BOARD OF ARCHITECTURAL EXAMINERS	\$208,882	\$135,577	64.91%
153	578	BOARD OF VETERINARY MED EXAMINERS	\$208,278	\$90,549	43.48%
154	813	TEXAS COMMISSION ON THE ARTS	\$176,332	\$45,888	26.02%



FISCAL YEAR 2024 ANNUAL HUB REPORT
AGENCIES RANKED BY TOTAL EXPENDITURES

RANK	AGENCY #	AGENCY NAME	TOTAL EXPENDITURES	TOTAL HUB EXPENDITURES	HUB % of EXPENDITURES
155	448	OFFICE OF INJURED EMPLOYEE COUNSEL	\$156,215	\$16,892	10.81%
156	409	COMMISSION ON JAIL STANDARDS	\$149,752	\$30,445	20.33%
157	411	TX COMMISSION OF FIRE PROTECTION	\$149,262	\$57,268	38.37%
158	224	COURT OF APPEALS - FOURTH COURT	\$127,184	\$23,252	18.28%
159	475	OFFICE OF PUBLIC UTILITY COUNSEL	\$126,372	\$21,283	16.84%
160	215	OFFICE OF CAPITAL AND FORENSIC WRITS	\$125,616	\$45,646	36.34%
161	105	LEGISLATIVE REFERENCE LIBRARY	\$118,370	0	0.00%
162	533	EXEC CNCL OF PHYSICAL & OCC THERAPY	\$109,537	\$22,266	20.33%
163	508	BOARD OF CHIROPRACTIC EXAMINERS	\$108,327	\$45,641	42.13%
164	222	COURT OF APPEALS - SECOND COURT	\$106,644	\$3,487	3.27%
165	359	OFFICE OF PUBLIC INSURANCE COUNSEL	\$95,453	\$10,914	11.43%
166	513	TEXAS FUNERAL SERVICE COMMISSION	\$81,230	\$22,831	28.11%
167	228	COURT OF APPEALS - EIGHTH COURT	\$74,536	\$16,494	22.13%
168	211	COURT OF CRIMINAL APPEALS	\$73,389	\$2,268	3.09%
169	242	COMMISSION ON JUDICIAL CONDUCT	\$71,852	0	0.00%
170	231	COURT OF APPEALS - ELEVENTH COURT	\$55,493	\$725	1.31%
171	233	COURT OF APPEALS - THIRTEENTH COURT	\$55,428	\$1,912	3.45%
172	116	SUNSET ADVISORY BOARD	\$47,593	\$17,283	36.32%
173	227	COURT OF APPEALS - SEVENTH COURT	\$35,392	\$5,175	14.62%
174	226	COURT OF APPEALS - SIXTH COURT	\$28,509	0	0.00%
175	230	COURT OF APPEALS - TENTH COURT	\$27,708	\$9,897	35.72%
176	481	BOARD OF PROFESSIONAL GEOSCIENTISTS	\$22,957	\$10,482	45.66%



FISCAL YEAR 2024 ANNUAL HUB REPORT
AGENCIES RANKED BY TOTAL EXPENDITURES

RANK	AGENCY #	AGENCY NAME	TOTAL EXPENDITURES	TOTAL HUB EXPENDITURES	HUB % of EXPENDITURES
177	232	COURT OF APPEALS - TWELFTH DISTRICT	\$22,577	\$2,800	12.40%
178	234	COURT OF APPEALS -FOURTEENTH COURT	\$22,118	0	0.00%
179	514	TEXAS OPTOMETRY BOARD	\$21,185	\$12,535	59.17%
180	221	FIRST COURT OF APPEALS	\$20,040	0	0.00%
181	229	COURT OF APPEALS - NINTH COURT	\$13,471	\$6,110	45.36%
182	358	TEXAS SPACE COMMISSION	\$1,033	0	0.00%
183	213	OFFICE OF STATE PROSECUTING ATTORNEY	\$650	0	0.00%



FISCAL YEAR 2024 ANNUAL HUB REPORT
AGENCIES RANKED BY TOTAL HUB EXPENDITURES

RANK	AGENCY #	AGENCY NAME	TOTAL EXPENDITURES	TOTAL HUB EXPENDITURES	HUB % of EXPENDITURES
1	601	TEXAS DEPARTMENT OF TRANSPORTATION	\$14,463,068,770	\$1,251,464,526	8.65%
2	529	HEALTH & HUMAN SERVICES COMMISSION	\$1,631,630,681	\$206,402,369	12.65%
3	710	THE TEXAS A&M UNIVERSITY SYSTEM	\$557,342,715	\$183,368,822	32.90%
4	506	UT MD ANDERSON CANCER CENTER	\$2,916,827,667	\$169,521,706	5.81%
5	729	UT SOUTHWESTERN MEDICAL CENTER	\$1,974,421,803	\$155,747,238	7.89%
6	303	TEXAS FACILITIES COMMISSION	\$989,481,446	\$155,024,983	15.67%
7	721	UNIVERSITY OF TEXAS AT AUSTIN	\$861,914,986	\$143,255,687	16.62%
8	711	TEXAS A & M UNIVERSITY (MAIN UNIV)	\$547,856,310	\$133,611,084	24.39%
9	745	UT HEALTH SCIENCE CENTER-SAN ANTONIO	\$603,519,318	\$96,744,250	16.03%
10	696	TEXAS DEPT OF CRIMINAL JUSTICE	\$384,703,542	\$82,551,184	21.46%
11	305	GENERAL LAND OFFICE	\$699,462,565	\$79,152,860	11.32%
12	720	UNIVERSITY OF TEXAS SYSTEM	\$389,080,307	\$76,325,912	19.62%
13	730	UNIVERSITY OF HOUSTON	\$421,055,485	\$72,800,882	17.29%
14	719	TEXAS STATE TECHNICAL COLLEGE	\$1,046,793,228	\$69,159,385	6.61%
15	723	UNIVERSITY OF TEXAS MEDICAL BRANCH	\$856,290,431	\$62,707,363	7.32%
16	733	TEXAS TECH UNIVERSITY	\$259,034,212	\$60,265,346	23.27%
17	744	UT HEALTH SCIENCE CENTER - HOUSTON	\$419,391,029	\$57,965,308	13.82%
18	405	DEPARTMENT OF PUBLIC SAFETY	\$253,183,640	\$53,759,681	21.23%
19	754	TEXAS STATE UNIVERSITY	\$270,691,195	\$50,758,296	18.75%
20	743	UNIVERSITY OF TEXAS AT SAN ANTONIO	\$140,528,513	\$47,447,305	33.76%
21	530	DEPT FAMILY AND PROTECTIVE SERVICES	\$143,731,602	\$43,126,357	30.00%
22	752	UNIVERSITY OF NORTH TEXAS	\$188,154,212	\$39,110,814	20.79%



FISCAL YEAR 2024 ANNUAL HUB REPORT
AGENCIES RANKED BY TOTAL HUB EXPENDITURES

RANK	AGENCY #	AGENCY NAME	TOTAL EXPENDITURES	TOTAL HUB EXPENDITURES	HUB % of EXPENDITURES
23	304	COMPTROLLER OF PUBLIC ACCOUNTS	\$103,752,590	\$38,228,296	36.85%
24	401	TEXAS MILITARY DEPARTMENT	\$562,352,537	\$37,438,406	6.66%
25	802	PARKS AND WILDLIFE DEPARTMENT	\$149,576,661	\$35,961,493	24.04%
26	714	UNIVERSITY OF TEXAS AT ARLINGTON	\$190,803,725	\$35,041,256	18.37%
27	738	UNIVERSITY OF TEXAS AT DALLAS	\$141,897,729	\$32,670,392	23.02%
28	537	DEPARTMENT OF STATE HEALTH SERVICES	\$303,856,251	\$31,916,230	10.50%
29	739	TX TECH UNIV HEALTH SCIENCES CENTER	\$137,707,743	\$29,741,945	21.60%
30	320	TEXAS WORKFORCE COMMISSION	\$224,756,370	\$25,839,564	11.50%
31	362	TEXAS LOTTERY COMMISSION	\$237,038,184	\$25,413,997	10.72%
32	724	UNIVERSITY OF TEXAS AT EL PASO	\$83,081,464	\$19,906,503	23.96%
33	582	TEXAS COMM ON ENVIRONMENTAL QUALITY	\$65,552,135	\$19,827,153	30.25%
34	701	TEXAS EDUCATION AGENCY	\$367,679,227	\$19,777,383	5.38%
35	323	TEACHER RETIREMENT SYSTEM OF TEXAS	\$55,051,638	\$18,953,644	34.43%
36	746	UT RIO GRANDE VALLEY	\$70,752,328	\$17,638,646	24.93%
37	575	TEXAS DIVISION OF EMERGENCY MANAGEME	\$257,877,908	\$17,198,274	6.67%
38	327	EMPLOYEES RETIREMENT SYSTEM	\$57,198,926	\$16,684,843	29.17%
39	709	TEXAS A&M HEALTH SCIENCE CENTER	\$75,582,047	\$16,321,822	21.59%
40	302	OFFICE OF THE ATTORNEY GENERAL	\$57,833,936	\$15,669,762	27.09%
41	732	TEXAS A & M UNIVERSITY - KINGSVILLE	\$52,117,751	\$15,175,701	29.12%
42	715	PRAIRIE VIEW A & M UNIVERSITY	\$78,248,209	\$14,560,974	18.61%
43	774	TEXAS TECH HSC - EL PASO	\$72,695,000	\$14,543,062	20.01%
44	760	TEXAS A & M UNIV - CORPUS CHRISTI	\$59,286,828	\$13,784,249	23.25%



FISCAL YEAR 2024 ANNUAL HUB REPORT
AGENCIES RANKED BY TOTAL HUB EXPENDITURES

RANK	AGENCY #	AGENCY NAME	TOTAL EXPENDITURES	TOTAL HUB EXPENDITURES	HUB % of EXPENDITURES
45	731	TEXAS WOMAN'S UNIVERSITY	\$99,085,960	\$13,490,078	13.61%
46	608	TEXAS DEPARTMENT OF MOTOR VEHICLES	\$38,586,278	\$12,224,548	31.68%
47	313	DEPARTMENT OF INFORMATION RESOURCES	\$25,128,270	\$12,019,700	47.83%
48	556	TEXAS A&M AGRILIFE RESEARCH	\$79,371,722	\$11,696,012	14.74%
49	784	UNIVERSITY OF HOUSTON - DOWNTOWN	\$31,187,485	\$11,299,519	36.23%
50	753	SAM HOUSTON STATE UNIVERSITY	\$46,639,659	\$11,230,955	24.08%
51	737	ANGELO STATE UNIVERSITY	\$62,084,643	\$11,144,723	17.95%
52	717	TEXAS SOUTHERN UNIVERSITY	\$57,367,286	\$10,463,503	18.24%
53	749	TEXAS A&M UNIVERSITY - SAN ANTONIO	\$26,915,039	\$10,300,454	38.27%
54	763	UNT HEALTH SCIENCE CENTER	\$111,560,223	\$10,260,940	9.20%
55	455	RAILROAD COMMISSION OF TEXAS	\$23,453,015	\$10,050,550	42.85%
56	734	LAMAR UNIVERSITY - BEAUMONT	\$37,115,652	\$9,914,236	26.71%
57	761	TEXAS A & M INTERNATIONAL UNIVERSITY	\$30,925,293	\$9,580,449	30.98%
58	751	TEXAS A & M UNIVERSITY - COMMERCE	\$40,350,697	\$9,367,199	23.21%
59	718	TEXAS A & M UNIVERSITY AT GALVESTON	\$23,551,074	\$9,018,385	38.29%
60	713	TARLETON STATE UNIVERSITY	\$75,871,629	\$8,803,759	11.60%
61	755	STEPHEN F AUSTIN STATE UNIVERSITY	\$73,565,317	\$8,708,216	11.84%
62	712	TEXAS A&M ENGINEERING EXPERIMENT STA	\$32,668,953	\$6,559,777	20.08%
63	785	UNIV OF TEXAS HEALTH CENTER AT TYLER	\$37,406,344	\$6,043,813	16.16%
64	769	UNIVERSITY OF NORTH TEXAS SYSTEM	\$51,035,156	\$5,932,966	11.63%
65	781	TX HIGHER EDUCATION COORD BOARD	\$22,428,634	\$5,459,447	24.34%
66	644	TEXAS JUVENILE JUSTICE DEPT	\$19,294,282	\$5,168,360	26.79%



FISCAL YEAR 2024 ANNUAL HUB REPORT
AGENCIES RANKED BY TOTAL HUB EXPENDITURES

RANK	AGENCY #	AGENCY NAME	TOTAL EXPENDITURES	TOTAL HUB EXPENDITURES	HUB % of EXPENDITURES
67	708	TEXAS A&M SYSTEM SHARED SERVICE CTR	\$22,984,815	\$5,105,622	22.21%
68	789	LAMAR INSTITUTE OF TECHNOLOGY	\$33,612,513	\$5,021,221	14.94%
69	750	UNIVERSITY OF TEXAS AT TYLER	\$42,344,498	\$4,426,945	10.45%
70	759	UNIVERSITY OF HOUSTON - CLEAR LAKE	\$19,570,605	\$4,336,662	22.16%
71	788	LAMAR STATE COLLEGE - PORT ARTHUR	\$16,649,029	\$3,694,938	22.19%
72	555	TEXAS A&M AGRILIFE EXTENSION SERVICE	\$16,508,901	\$3,624,687	21.96%
73	787	LAMAR STATE COLLEGE - ORANGE	\$31,188,406	\$3,552,957	11.39%
74	773	UNIVERSITY OF NORTH TEXAS AT DALLAS	\$14,412,525	\$3,412,390	23.68%
75	716	TEXAS A&M ENGINEERING EXTENSION SERV	\$21,551,930	\$3,294,995	15.29%
76	727	TEXAS A&M TRANSPORTATION INSTITUTE	\$11,494,029	\$3,205,008	27.88%
77	454	TEXAS DEPARTMENT OF INSURANCE	\$11,641,033	\$3,180,304	27.32%
78	580	TEXAS WATER DEVELOPMENT BOARD	\$18,369,640	\$3,122,852	17.00%
79	742	UNIV OF TEX OF THE PERMIAN BASIN	\$27,574,951	\$2,995,958	10.86%
80	735	MIDWESTERN STATE UNIVERSITY	\$24,003,202	\$2,889,366	12.04%
81	557	TX A&M VETERINARY MED DIAGNOSTIC LAB	\$8,787,049	\$2,835,703	32.27%
82	757	WEST TEXAS A & M UNIVERSITY	\$43,614,429	\$2,503,786	5.74%
83	902	COMPTROLLER / FISCAL	\$13,141,832	\$2,445,210	18.61%
84	307	SECRETARY OF STATE	\$23,774,671	\$2,170,490	9.13%
85	332	TX DEPT OF HOUSING & COMM AFFAIRS	\$4,034,953	\$2,026,286	50.22%
86	551	DEPARTMENT OF AGRICULTURE	\$11,454,211	\$2,025,889	17.69%
87	808	TEXAS HISTORICAL COMMISSION	\$27,265,826	\$1,715,582	6.29%
88	576	TEXAS A&M FOREST SERVICE	\$11,120,392	\$1,558,726	14.02%



FISCAL YEAR 2024 ANNUAL HUB REPORT
AGENCIES RANKED BY TOTAL HUB EXPENDITURES

RANK	AGENCY #	AGENCY NAME	TOTAL EXPENDITURES	TOTAL HUB EXPENDITURES	HUB % of EXPENDITURES
89	765	UNIVERSITY OF HOUSTON-VICTORIA	\$23,808,980	\$1,442,085	6.06%
90	300	OFFICE OF THE GOVERNOR - FISCAL	\$71,862,286	\$1,351,988	1.88%
91	770	TEXAS A&M UNIVERSITY - CENTRAL TEXAS	\$6,853,341	\$1,347,621	19.66%
92	103	TEXAS LEGISLATIVE COUNCIL	\$12,732,916	\$1,215,084	9.54%
93	212	OFFICE OF COURT ADMINISTRATION	\$28,704,266	\$1,198,481	4.18%
94	477	COMM/STATE EMERGENCY COMMUNICATION	\$3,589,498	\$1,150,973	32.07%
95	301	OFFICE OF THE GOVERNOR	\$3,501,349	\$1,037,564	29.63%
96	452	DEPT OF LICENSING & REGULATION	\$7,077,929	\$977,240	13.81%
97	452	TX DEPT OF LICENSING & REGULATION	\$7,077,929	\$977,240	13.81%
98	764	TEXAS A&M UNIVERSITY-TEXARKANA	\$17,402,573	\$934,055	5.37%
99	768	TEXAS TECH UNIV SYSTEM	\$12,405,910	\$865,736	6.98%
100	542	CANCER PREVENTION AND RESEARCH INSTI	\$13,720,896	\$819,401	5.97%
101	458	ALCOHOLIC BEVERAGE COMMISSION	\$6,360,084	\$761,342	11.97%
102	909	TEXAS BROADBAND DEVELOPMENT OFFICE	\$4,941,762	\$759,234	15.36%
103	403	TEXAS VETERANS COMMISSION	\$1,819,344	\$745,315	40.97%
104	503	TEXAS MEDICAL BOARD	\$3,412,982	\$699,263	20.49%
105	809	STATE PRESERVATION BOARD	\$26,712,646	\$682,118	2.55%
106	329	REAL ESTATE COMMISSION	\$1,059,120	\$641,894	60.61%
107	706	NO AGENCY NAME	\$14,466,643	\$577,890	3.99%
108	306	TEXAS STATE LIBRARY & ARCHIVES COMM	\$28,385,762	\$544,091	1.92%
109	772	SCHOOL FOR THE DEAF	\$5,287,938	\$523,393	9.90%
110	356	TEXAS ETHICS COMMISSION	\$805,198	\$517,314	64.25%



FISCAL YEAR 2024 ANNUAL HUB REPORT
AGENCIES RANKED BY TOTAL HUB EXPENDITURES

RANK	AGENCY #	AGENCY NAME	TOTAL EXPENDITURES	TOTAL HUB EXPENDITURES	HUB % of EXPENDITURES
111	104	LEGISLATIVE BUDGET BOARD	\$658,361	\$501,138	76.12%
112	554	TEXAS ANIMAL HEALTH COMMISSION	\$3,471,320	\$493,954	14.23%
113	407	TEXAS COMMISSION ON LAW ENFORCEMENT	\$3,660,787	\$481,683	13.16%
114	756	SUL ROSS STATE UNIVERSITY	\$3,555,879	\$473,292	13.31%
115	308	STATE AUDITOR'S OFFICE	\$4,309,297	\$471,223	10.94%
116	201	SUPREME COURT	\$762,330	\$378,942	49.71%
117	457	STATE BOARD OF PUBLIC ACCOUNTANCY	\$665,759	\$328,846	49.39%
118	507	TEXAS BOARD OF NURSING	\$2,118,116	\$326,846	15.43%
119	758	TEXAS STATE UNIVERSITY SYSTEM	\$2,548,295	\$321,163	12.60%
120	315	EDUCATIONAL OPPORTUNITIES AND INVEST	\$1,036,168	\$316,884	30.58%
121	315	PREPAID HIGHER ED. TUITION BOARD	\$1,036,168	\$316,884	30.58%
122	907	STATE ENERGY CONSERVATION OFFICE	\$1,745,379	\$296,841	17.01%
123	771	SCHOOL/BLIND AND VISUALLY IMPAIRED	\$2,358,317	\$295,976	12.55%
124	451	DEPARTMENT OF BANKING	\$1,243,133	\$279,766	22.50%
125	338	STATE PENSION REVIEW BOARD	\$307,114	\$278,993	90.84%
126	466	CONSUMER CREDIT COMMISSIONER	\$390,981	\$268,823	68.76%
127	473	PUBLIC UTILITY COMMISSION OF TEXAS	\$3,270,773	\$254,158	7.77%
128	360	STATE OFC OF ADMINISTRATIVE HEARINGS	\$873,251	\$237,628	27.21%
129	476	TEXAS RACING COMMISSION	\$793,198	\$215,922	27.22%
130	312	STATE SECURITIES BOARD	\$517,934	\$183,515	35.43%
131	456	BOARD OF PLUMBING EXAMINERS	\$363,840	\$166,270	45.70%
132	450	DEPT OF SAVINGS & MORTGAGE LEND	\$341,830	\$158,276	46.30%



FISCAL YEAR 2024 ANNUAL HUB REPORT
AGENCIES RANKED BY TOTAL HUB EXPENDITURES

RANK	AGENCY #	AGENCY NAME	TOTAL EXPENDITURES	TOTAL HUB EXPENDITURES	HUB % of EXPENDITURES
133	450	TX DEPT OF SAVINGS AND MTG LENDING	\$341,830	\$158,276	46.30%
134	101	TEXAS SENATE	\$1,839,397	\$156,908	8.53%
135	459	TX BOARD OF ARCHITECTURAL EXAMINERS	\$208,882	\$135,577	64.91%
136	783	UNIVERSITY OF HOUSTON - SYSTEM	\$2,272,092	\$134,607	5.92%
137	352	TEXAS BOND REVIEW BOARD	\$214,416	\$119,258	55.62%
138	515	TEXAS STATE BOARD OF PHARMACY	\$5,618,856	\$113,796	2.03%
139	504	TX STATE BOARD OF DENTAL EXAMINERS	\$598,313	\$110,768	18.51%
140	326	TX EMERGENCY SVCS RETIREMENT SYST	\$771,012	\$108,546	14.08%
141	469	CREDIT UNION DEPARTMENT	\$249,424	\$101,768	40.80%
142	592	SOIL & WATER CONSERVATION BOARD	\$8,826,771	\$100,664	1.14%
143	578	BOARD OF VETERINARY MED EXAMINERS	\$208,278	\$90,549	43.48%
144	102	HOUSE OF REPRESENTATIVES	\$5,216,956	\$69,131	1.33%
145	411	TX COMMISSION OF FIRE PROTECTION	\$149,262	\$57,268	38.37%
146	813	TEXAS COMMISSION ON THE ARTS	\$176,332	\$45,888	26.02%
147	215	OFFICE OF CAPITAL AND FORENSIC WRITS	\$125,616	\$45,646	36.34%
148	508	BOARD OF CHIROPRACTIC EXAMINERS	\$108,327	\$45,641	42.13%
149	535	TX LOW LEVEL RADIOACTIVE WASTE COMM	\$322,785	\$42,960	13.31%
150	479	STATE OFFICE OF RISK MANAGEMENT	\$1,494,027	\$40,824	2.73%
151	460	TEXAS BD OF PROF ENGINEERS & LAND SU	\$390,596	\$39,899	10.21%
152	409	COMMISSION ON JAIL STANDARDS	\$149,752	\$30,445	20.33%
153	364	HEALTH PROFESSIONS COUNCIL	\$771,947	\$23,745	3.08%
154	224	COURT OF APPEALS - FOURTH COURT	\$127,184	\$23,252	18.28%



FISCAL YEAR 2024 ANNUAL HUB REPORT
AGENCIES RANKED BY TOTAL HUB EXPENDITURES

RANK	AGENCY #	AGENCY NAME	TOTAL EXPENDITURES	TOTAL HUB EXPENDITURES	HUB % of EXPENDITURES
155	513	TEXAS FUNERAL SERVICE COMMISSION	\$81,230	\$22,831	28.11%
156	533	EXEC CNCL OF PHYSICAL & OCC THERAPY	\$109,537	\$22,266	20.33%
157	475	OFFICE OF PUBLIC UTILITY COUNSEL	\$126,372	\$21,283	16.84%
158	116	SUNSET ADVISORY BOARD	\$47,593	\$17,283	36.32%
159	448	OFFICE OF INJURED EMPLOYEE COUNSEL	\$156,215	\$16,892	10.81%
160	228	COURT OF APPEALS - EIGHTH COURT	\$74,536	\$16,494	22.13%
161	347	TEXAS PUBLIC FINANCE AUTHORITY	\$1,345,886	\$13,690	1.02%
162	514	TEXAS OPTOMETRY BOARD	\$21,185	\$12,535	59.17%
163	359	OFFICE OF PUBLIC INSURANCE COUNSEL	\$95,453	\$10,914	11.43%
164	481	BOARD OF PROFESSIONAL GEOSCIENTISTS	\$22,957	\$10,482	45.66%
165	230	COURT OF APPEALS - TENTH COURT	\$27,708	\$9,897	35.72%
166	510	TEXAS BEHAVIORAL HEALTH EXECUTIVE CO	\$958,860	\$9,785	1.02%
167	229	COURT OF APPEALS - NINTH COURT	\$13,471	\$6,110	45.36%
168	227	COURT OF APPEALS - SEVENTH COURT	\$35,392	\$5,175	14.62%
169	222	COURT OF APPEALS - SECOND COURT	\$106,644	\$3,487	3.27%
170	225	COURT OF APPEALS - FIFTH COURT	\$256,188	\$3,429	1.34%
171	232	COURT OF APPEALS - TWELFTH DISTRICT	\$22,577	\$2,800	12.40%
172	211	COURT OF CRIMINAL APPEALS	\$73,389	\$2,268	3.09%
173	233	COURT OF APPEALS - THIRTEENTH COURT	\$55,428	\$1,912	3.45%
174	231	COURT OF APPEALS - ELEVENTH COURT	\$55,493	\$725	1.31%
175	105	LEGISLATIVE REFERENCE LIBRARY	\$118,370	0	0.00%
176	213	OFFICE OF STATE PROSECUTING ATTORNEY	\$650	0	0.00%



FISCAL YEAR 2024 ANNUAL HUB REPORT
AGENCIES RANKED BY TOTAL HUB EXPENDITURES

RANK	AGENCY #	AGENCY NAME	TOTAL EXPENDITURES	TOTAL HUB EXPENDITURES	HUB % of EXPENDITURES
177	221	FIRST COURT OF APPEALS	\$20,040	0	0.00%
178	226	COURT OF APPEALS - SIXTH COURT	\$28,509	0	0.00%
179	234	COURT OF APPEALS -FOURTEENTH COURT	\$22,118	0	0.00%
180	242	COMMISSION ON JUDICIAL CONDUCT	\$71,852	0	0.00%
181	243	STATE LAW LIBRARY	\$255,166	0	0.00%
182	358	TEXAS SPACE COMMISSION	\$1,033	0	0.00%
183	908	TEXAS BULLION DEPOSITORY (PT OF 902)	\$1,074,111	0	0.00%



FISCAL YEAR 2024 ANNUAL HUB REPORT
AGENCIES RANKED BY HUB % OF EXPENDITURES

RANK	AGENCY #	AGENCY NAME	TOTAL EXPENDITURES	TOTAL HUB EXPENDITURES	HUB % of EXPENDITURES
1	338	STATE PENSION REVIEW BOARD	\$307,114	\$278,993	90.84%
2	104	LEGISLATIVE BUDGET BOARD	\$658,361	\$501,138	76.12%
3	466	CONSUMER CREDIT COMMISSIONER	\$390,981	\$268,823	68.76%
4	459	TX BOARD OF ARCHITECTURAL EXAMINERS	\$208,882	\$135,577	64.91%
5	356	TEXAS ETHICS COMMISSION	\$805,198	\$517,314	64.25%
6	329	REAL ESTATE COMMISSION	\$1,059,120	\$641,894	60.61%
7	514	TEXAS OPTOMETRY BOARD	\$21,185	\$12,535	59.17%
8	352	TEXAS BOND REVIEW BOARD	\$214,416	\$119,258	55.62%
9	332	TX DEPT OF HOUSING & COMM AFFAIRS	\$4,034,953	\$2,026,286	50.22%
10	201	SUPREME COURT	\$762,330	\$378,942	49.71%
11	457	STATE BOARD OF PUBLIC ACCOUNTANCY	\$665,759	\$328,846	49.39%
12	313	DEPARTMENT OF INFORMATION RESOURCES	\$25,128,270	\$12,019,700	47.83%
13	450	DEPT OF SAVINGS & MORTGAGE LEND	\$341,830	\$158,276	46.30%
14	450	TX DEPT OF SAVINGS AND MTG LENDING	\$341,830	\$158,276	46.30%
15	456	BOARD OF PLUMBING EXAMINERS	\$363,840	\$166,270	45.70%
16	481	BOARD OF PROFESSIONAL GEOSCIENTISTS	\$22,957	\$10,482	45.66%
17	229	COURT OF APPEALS - NINTH COURT	\$13,471	\$6,110	45.36%
18	578	BOARD OF VETERINARY MED EXAMINERS	\$208,278	\$90,549	43.48%
19	455	RAILROAD COMMISSION OF TEXAS	\$23,453,015	\$10,050,550	42.85%
20	508	BOARD OF CHIROPRACTIC EXAMINERS	\$108,327	\$45,641	42.13%
21	403	TEXAS VETERANS COMMISSION	\$1,819,344	\$745,315	40.97%
22	469	CREDIT UNION DEPARTMENT	\$249,424	\$101,768	40.80%



FISCAL YEAR 2024 ANNUAL HUB REPORT
AGENCIES RANKED BY HUB % OF EXPENDITURES

RANK	AGENCY #	AGENCY NAME	TOTAL EXPENDITURES	TOTAL HUB EXPENDITURES	HUB % of EXPENDITURES
23	411	TX COMMISSION OF FIRE PROTECTION	\$149,262	\$57,268	38.37%
24	718	TEXAS A & M UNIVERSITY AT GALVESTON	\$23,551,074	\$9,018,385	38.29%
25	749	TEXAS A&M UNIVERSITY - SAN ANTONIO	\$26,915,039	\$10,300,454	38.27%
26	304	COMPTROLLER OF PUBLIC ACCOUNTS	\$103,752,590	\$38,228,296	36.85%
27	215	OFFICE OF CAPITAL AND FORENSIC WRITS	\$125,616	\$45,646	36.34%
28	116	SUNSET ADVISORY BOARD	\$47,593	\$17,283	36.32%
29	784	UNIVERSITY OF HOUSTON - DOWNTOWN	\$31,187,485	\$11,299,519	36.23%
30	230	COURT OF APPEALS - TENTH COURT	\$27,708	\$9,897	35.72%
31	312	STATE SECURITIES BOARD	\$517,934	\$183,515	35.43%
32	323	TEACHER RETIREMENT SYSTEM OF TEXAS	\$55,051,638	\$18,953,644	34.43%
33	743	UNIVERSITY OF TEXAS AT SAN ANTONIO	\$140,528,513	\$47,447,305	33.76%
34	710	THE TEXAS A&M UNIVERSITY SYSTEM	\$557,342,715	\$183,368,822	32.90%
35	557	TX A&M VETERINARY MED DIAGNOSTIC LAB	\$8,787,049	\$2,835,703	32.27%
36	477	COMM/STATE EMERGENCY COMMUNICATION	\$3,589,498	\$1,150,973	32.07%
37	608	TEXAS DEPARTMENT OF MOTOR VEHICLES	\$38,586,278	\$12,224,548	31.68%
38	761	TEXAS A & M INTERNATIONAL UNIVERSITY	\$30,925,293	\$9,580,449	30.98%
39	315	EDUCATIONAL OPPORTUNITIES AND INVEST	\$1,036,168	\$316,884	30.58%
40	315	PREPAID HIGHER ED. TUITION BOARD	\$1,036,168	\$316,884	30.58%
41	582	TEXAS COMM ON ENVIRONMENTAL QUALITY	\$65,552,135	\$19,827,153	30.25%
42	530	DEPT FAMILY AND PROTECTIVE SERVICES	\$143,731,602	\$43,126,357	30.00%
43	301	OFFICE OF THE GOVERNOR	\$3,501,349	\$1,037,564	29.63%
44	327	EMPLOYEES RETIREMENT SYSTEM	\$57,198,926	\$16,684,843	29.17%



FISCAL YEAR 2024 ANNUAL HUB REPORT
AGENCIES RANKED BY HUB % OF EXPENDITURES

RANK	AGENCY #	AGENCY NAME	TOTAL EXPENDITURES	TOTAL HUB EXPENDITURES	HUB % of EXPENDITURES
45	732	TEXAS A & M UNIVERSITY - KINGSVILLE	\$52,117,751	\$15,175,701	29.12%
46	513	TEXAS FUNERAL SERVICE COMMISSION	\$81,230	\$22,831	28.11%
47	727	TEXAS A&M TRANSPORTATION INSTITUTE	\$11,494,029	\$3,205,008	27.88%
48	454	TEXAS DEPARTMENT OF INSURANCE	\$11,641,033	\$3,180,304	27.32%
49	476	TEXAS RACING COMMISSION	\$793,198	\$215,922	27.22%
50	360	STATE OFC OF ADMINISTRATIVE HEARINGS	\$873,251	\$237,628	27.21%
51	302	OFFICE OF THE ATTORNEY GENERAL	\$57,833,936	\$15,669,762	27.09%
52	644	TEXAS JUVENILE JUSTICE DEPT	\$19,294,282	\$5,168,360	26.79%
53	734	LAMAR UNIVERSITY - BEAUMONT	\$37,115,652	\$9,914,236	26.71%
54	813	TEXAS COMMISSION ON THE ARTS	\$176,332	\$45,888	26.02%
55	746	UT RIO GRANDE VALLEY	\$70,752,328	\$17,638,646	24.93%
56	711	TEXAS A & M UNIVERSITY (MAIN UNIV)	\$547,856,310	\$133,611,084	24.39%
57	781	TX HIGHER EDUCATION COORD BOARD	\$22,428,634	\$5,459,447	24.34%
58	753	SAM HOUSTON STATE UNIVERSITY	\$46,639,659	\$11,230,955	24.08%
59	802	PARKS AND WILDLIFE DEPARTMENT	\$149,576,661	\$35,961,493	24.04%
60	724	UNIVERSITY OF TEXAS AT EL PASO	\$83,081,464	\$19,906,503	23.96%
61	773	UNIVERSITY OF NORTH TEXAS AT DALLAS	\$14,412,525	\$3,412,390	23.68%
62	733	TEXAS TECH UNIVERSITY	\$259,034,212	\$60,265,346	23.27%
63	760	TEXAS A & M UNIV - CORPUS CHRISTI	\$59,286,828	\$13,784,249	23.25%
64	751	TEXAS A & M UNIVERSITY - COMMERCE	\$40,350,697	\$9,367,199	23.21%
65	738	UNIVERSITY OF TEXAS AT DALLAS	\$141,897,729	\$32,670,392	23.02%
66	451	DEPARTMENT OF BANKING	\$1,243,133	\$279,766	22.50%



FISCAL YEAR 2024 ANNUAL HUB REPORT
AGENCIES RANKED BY HUB % OF EXPENDITURES

RANK	AGENCY #	AGENCY NAME	TOTAL EXPENDITURES	TOTAL HUB EXPENDITURES	HUB % of EXPENDITURES
67	708	TEXAS A&M SYSTEM SHARED SERVICE CTR	\$22,984,815	\$5,105,622	22.21%
68	788	LAMAR STATE COLLEGE - PORT ARTHUR	\$16,649,029	\$3,694,938	22.19%
69	759	UNIVERSITY OF HOUSTON - CLEAR LAKE	\$19,570,605	\$4,336,662	22.16%
70	228	COURT OF APPEALS - EIGHTH COURT	\$74,536	\$16,494	22.13%
71	555	TEXAS A&M AGRILIFE EXTENSION SERVICE	\$16,508,901	\$3,624,687	21.96%
72	739	TX TECH UNIV HEALTH SCIENCES CENTER	\$137,707,743	\$29,741,945	21.60%
73	709	TEXAS A&M HEALTH SCIENCE CENTER	\$75,582,047	\$16,321,822	21.59%
74	696	TEXAS DEPT OF CRIMINAL JUSTICE	\$384,703,542	\$82,551,184	21.46%
75	405	DEPARTMENT OF PUBLIC SAFETY	\$253,183,640	\$53,759,681	21.23%
76	752	UNIVERSITY OF NORTH TEXAS	\$188,154,212	\$39,110,814	20.79%
77	503	TEXAS MEDICAL BOARD	\$3,412,982	\$699,263	20.49%
78	409	COMMISSION ON JAIL STANDARDS	\$149,752	\$30,445	20.33%
79	533	EXEC CNCL OF PHYSICAL & OCC THERAPY	\$109,537	\$22,266	20.33%
80	712	TEXAS A&M ENGINEERING EXPERIMENT STA	\$32,668,953	\$6,559,777	20.08%
81	774	TEXAS TECH HSC - EL PASO	\$72,695,000	\$14,543,062	20.01%
82	770	TEXAS A&M UNIVERSITY - CENTRAL TEXAS	\$6,853,341	\$1,347,621	19.66%
83	720	UNIVERSITY OF TEXAS SYSTEM	\$389,080,307	\$76,325,912	19.62%
84	754	TEXAS STATE UNIVERSITY	\$270,691,195	\$50,758,296	18.75%
85	715	PRAIRIE VIEW A & M UNIVERSITY	\$78,248,209	\$14,560,974	18.61%
86	902	COMPTROLLER / FISCAL	\$13,141,832	\$2,445,210	18.61%
87	504	TX STATE BOARD OF DENTAL EXAMINERS	\$598,313	\$110,768	18.51%
88	714	UNIVERSITY OF TEXAS AT ARLINGTON	\$190,803,725	\$35,041,256	18.37%



FISCAL YEAR 2024 ANNUAL HUB REPORT
AGENCIES RANKED BY HUB % OF EXPENDITURES

RANK	AGENCY #	AGENCY NAME	TOTAL EXPENDITURES	TOTAL HUB EXPENDITURES	HUB % of EXPENDITURES
89	224	COURT OF APPEALS - FOURTH COURT	\$127,184	\$23,252	18.28%
90	717	TEXAS SOUTHERN UNIVERSITY	\$57,367,286	\$10,463,503	18.24%
91	737	ANGELO STATE UNIVERSITY	\$62,084,643	\$11,144,723	17.95%
92	551	DEPARTMENT OF AGRICULTURE	\$11,454,211	\$2,025,889	17.69%
93	730	UNIVERSITY OF HOUSTON	\$421,055,485	\$72,800,882	17.29%
94	907	STATE ENERGY CONSERVATION OFFICE	\$1,745,379	\$296,841	17.01%
95	580	TEXAS WATER DEVELOPMENT BOARD	\$18,369,640	\$3,122,852	17.00%
96	475	OFFICE OF PUBLIC UTILITY COUNSEL	\$126,372	\$21,283	16.84%
97	721	UNIVERSITY OF TEXAS AT AUSTIN	\$861,914,986	\$143,255,687	16.62%
98	785	UNIV OF TEXAS HEALTH CENTER AT TYLER	\$37,406,344	\$6,043,813	16.16%
99	745	UT HEALTH SCIENCE CENTER-SAN ANTONIO	\$603,519,318	\$96,744,250	16.03%
100	303	TEXAS FACILITIES COMMISSION	\$989,481,446	\$155,024,983	15.67%
101	507	TEXAS BOARD OF NURSING	\$2,118,116	\$326,846	15.43%
102	909	TEXAS BROADBAND DEVELOPMENT OFFICE	\$4,941,762	\$759,234	15.36%
103	716	TEXAS A&M ENGINEERING EXTENSION SERV	\$21,551,930	\$3,294,995	15.29%
104	789	LAMAR INSTITUTE OF TECHNOLOGY	\$33,612,513	\$5,021,221	14.94%
105	556	TEXAS A&M AGRILIFE RESEARCH	\$79,371,722	\$11,696,012	14.74%
106	227	COURT OF APPEALS - SEVENTH COURT	\$35,392	\$5,175	14.62%
107	554	TEXAS ANIMAL HEALTH COMMISSION	\$3,471,320	\$493,954	14.23%
108	326	TX EMERGENCY SVCS RETIREMENT SYST	\$771,012	\$108,546	14.08%
109	576	TEXAS A&M FOREST SERVICE	\$11,120,392	\$1,558,726	14.02%
110	744	UT HEALTH SCIENCE CENTER - HOUSTON	\$419,391,029	\$57,965,308	13.82%



FISCAL YEAR 2024 ANNUAL HUB REPORT
AGENCIES RANKED BY HUB % OF EXPENDITURES

RANK	AGENCY #	AGENCY NAME	TOTAL EXPENDITURES	TOTAL HUB EXPENDITURES	HUB % of EXPENDITURES
111	452	DEPT OF LICENSING & REGULATION	\$7,077,929	\$977,240	13.81%
112	452	TX DEPT OF LICENSING & REGULATION	\$7,077,929	\$977,240	13.81%
113	731	TEXAS WOMAN'S UNIVERSITY	\$99,085,960	\$13,490,078	13.61%
114	756	SUL ROSS STATE UNIVERSITY	\$3,555,879	\$473,292	13.31%
115	535	TX LOW LEVEL RADIOACTIVE WASTE COMM	\$322,785	\$42,960	13.31%
116	407	TEXAS COMMISSION ON LAW ENFORCEMENT	\$3,660,787	\$481,683	13.16%
117	529	HEALTH & HUMAN SERVICES COMMISSION	\$1,631,630,681	\$206,402,369	12.65%
118	758	TEXAS STATE UNIVERSITY SYSTEM	\$2,548,295	\$321,163	12.60%
119	771	SCHOOL/BLIND AND VISUALLY IMPAIRED	\$2,358,317	\$295,976	12.55%
120	232	COURT OF APPEALS - TWELFTH DISTRICT	\$22,577	\$2,800	12.40%
121	735	MIDWESTERN STATE UNIVERSITY	\$24,003,202	\$2,889,366	12.04%
122	458	ALCOHOLIC BEVERAGE COMMISSION	\$6,360,084	\$761,342	11.97%
123	755	STEPHEN F AUSTIN STATE UNIVERSITY	\$73,565,317	\$8,708,216	11.84%
124	769	UNIVERSITY OF NORTH TEXAS SYSTEM	\$51,035,156	\$5,932,966	11.63%
125	713	TARLETON STATE UNIVERSITY	\$75,871,629	\$8,803,759	11.60%
126	320	TEXAS WORKFORCE COMMISSION	\$224,756,370	\$25,839,564	11.50%
127	359	OFFICE OF PUBLIC INSURANCE COUNSEL	\$95,453	\$10,914	11.43%
128	787	LAMAR STATE COLLEGE - ORANGE	\$31,188,406	\$3,552,957	11.39%
129	305	GENERAL LAND OFFICE	\$699,462,565	\$79,152,860	11.32%
130	308	STATE AUDITOR'S OFFICE	\$4,309,297	\$471,223	10.94%
131	742	UNIV OF TEX OF THE PERMIAN BASIN	\$27,574,951	\$2,995,958	10.86%
132	448	OFFICE OF INJURED EMPLOYEE COUNSEL	\$156,215	\$16,892	10.81%



FISCAL YEAR 2024 ANNUAL HUB REPORT
AGENCIES RANKED BY HUB % OF EXPENDITURES

RANK	AGENCY #	AGENCY NAME	TOTAL EXPENDITURES	TOTAL HUB EXPENDITURES	HUB % of EXPENDITURES
133	362	TEXAS LOTTERY COMMISSION	\$237,038,184	\$25,413,997	10.72%
134	537	DEPARTMENT OF STATE HEALTH SERVICES	\$303,856,251	\$31,916,230	10.50%
135	750	UNIVERSITY OF TEXAS AT TYLER	\$42,344,498	\$4,426,945	10.45%
136	460	TEXAS BD OF PROF ENGINEERS & LAND SU	\$390,596	\$39,899	10.21%
137	772	SCHOOL FOR THE DEAF	\$5,287,938	\$523,393	9.90%
138	103	TEXAS LEGISLATIVE COUNCIL	\$12,732,916	\$1,215,084	9.54%
139	763	UNT HEALTH SCIENCE CENTER	\$111,560,223	\$10,260,940	9.20%
140	307	SECRETARY OF STATE	\$23,774,671	\$2,170,490	9.13%
141	601	TEXAS DEPARTMENT OF TRANSPORTATION	\$14,463,068,770	\$1,251,464,526	8.65%
142	101	TEXAS SENATE	\$1,839,397	\$156,908	8.53%
143	729	UT SOUTHWESTERN MEDICAL CENTER	\$1,974,421,803	\$155,747,238	7.89%
144	473	PUBLIC UTILITY COMMISSION OF TEXAS	\$3,270,773	\$254,158	7.77%
145	723	UNIVERSITY OF TEXAS MEDICAL BRANCH	\$856,290,431	\$62,707,363	7.32%
146	768	TEXAS TECH UNIV SYSTEM	\$12,405,910	\$865,736	6.98%
147	575	TEXAS DIVISION OF EMERGENCY MANAGEME	\$257,877,908	\$17,198,274	6.67%
148	401	TEXAS MILITARY DEPARTMENT	\$562,352,537	\$37,438,406	6.66%
149	719	TEXAS STATE TECHNICAL COLLEGE	\$1,046,793,228	\$69,159,385	6.61%
150	808	TEXAS HISTORICAL COMMISSION	\$27,265,826	\$1,715,582	6.29%
151	765	UNIVERSITY OF HOUSTON-VICTORIA	\$23,808,980	\$1,442,085	6.06%
152	542	CANCER PREVENTION AND RESEARCH INSTI	\$13,720,896	\$819,401	5.97%
153	783	UNIVERSITY OF HOUSTON - SYSTEM	\$2,272,092	\$134,607	5.92%
154	506	UT MD ANDERSON CANCER CENTER	\$2,916,827,667	\$169,521,706	5.81%



FISCAL YEAR 2024 ANNUAL HUB REPORT
AGENCIES RANKED BY HUB % OF EXPENDITURES

RANK	AGENCY #	AGENCY NAME	TOTAL EXPENDITURES	TOTAL HUB EXPENDITURES	HUB % of EXPENDITURES
155	757	WEST TEXAS A & M UNIVERSITY	\$43,614,429	\$2,503,786	5.74%
156	701	TEXAS EDUCATION AGENCY	\$367,679,227	\$19,777,383	5.38%
157	764	TEXAS A&M UNIVERSITY-TEXARKANA	\$17,402,573	\$934,055	5.37%
158	212	OFFICE OF COURT ADMINISTRATION	\$28,704,266	\$1,198,481	4.18%
159	706	NO AGENCY NAME	\$14,466,643	\$577,890	3.99%
160	233	COURT OF APPEALS - THIRTEENTH COURT	\$55,428	\$1,912	3.45%
161	222	COURT OF APPEALS - SECOND COURT	\$106,644	\$3,487	3.27%
162	211	COURT OF CRIMINAL APPEALS	\$73,389	\$2,268	3.09%
163	364	HEALTH PROFESSIONS COUNCIL	\$771,947	\$23,745	3.08%
164	479	STATE OFFICE OF RISK MANAGEMENT	\$1,494,027	\$40,824	2.73%
165	809	STATE PRESERVATION BOARD	\$26,712,646	\$682,118	2.55%
166	515	TEXAS STATE BOARD OF PHARMACY	\$5,618,856	\$113,796	2.03%
167	306	TEXAS STATE LIBRARY & ARCHIVES COMM	\$28,385,762	\$544,091	1.92%
168	300	OFFICE OF THE GOVERNOR - FISCAL	\$71,862,286	\$1,351,988	1.88%
169	225	COURT OF APPEALS - FIFTH COURT	\$256,188	\$3,429	1.34%
170	102	HOUSE OF REPRESENTATIVES	\$5,216,956	\$69,131	1.33%
171	231	COURT OF APPEALS - ELEVENTH COURT	\$55,493	\$725	1.31%
172	592	SOIL & WATER CONSERVATION BOARD	\$8,826,771	\$100,664	1.14%
173	510	TEXAS BEHAVIORAL HEALTH EXECUTIVE CO	\$958,860	\$9,785	1.02%
174	347	TEXAS PUBLIC FINANCE AUTHORITY	\$1,345,886	\$13,690	1.02%
175	105	LEGISLATIVE REFERENCE LIBRARY	\$118,370	0	0.00%
176	213	OFFICE OF STATE PROSECUTING ATTORNEY	\$650	0	0.00%



FISCAL YEAR 2024 ANNUAL HUB REPORT
AGENCIES RANKED BY HUB % OF EXPENDITURES

RANK	AGENCY #	AGENCY NAME	TOTAL EXPENDITURES	TOTAL HUB EXPENDITURES	HUB % of EXPENDITURES
177	221	FIRST COURT OF APPEALS	\$20,040	0	0.00%
178	226	COURT OF APPEALS - SIXTH COURT	\$28,509	0	0.00%
179	234	COURT OF APPEALS -FOURTEENTH COURT	\$22,118	0	0.00%
180	242	COMMISSION ON JUDICIAL CONDUCT	\$71,852	0	0.00%
181	243	STATE LAW LIBRARY	\$255,166	0	0.00%
182	358	TEXAS SPACE COMMISSION	\$1,033	0	0.00%
183	908	TEXAS BULLION DEPOSITORY (PT OF 902)	\$1,074,111	0	0.00%

SECTION V - STATEWIDE GROUP PURCHASING



TEXAS HISTORICALLY UNDERUTILIZED BUSINESS (HUB) ANNUAL REPORT RECEIVED FOR FISCAL YEAR 2024

SECTION V - STATEWIDE GROUP PURCHASING

Heavy Construction Unadjusted Goal is 11.2%

AGENCY #	TOTAL EXPENDITURE	TOTAL SPENT WITH HUBS	AMOUNT%	BLACK	AMOUNT%	HISPANIC	AMOUNT%	WOMAN	AMOUNT%	ASIAN PACIFIC	AMOUNT%	NATIVE AMERICAN	AMOUNT%	SERVICE-DISABLED VETERAN	AMOUNT%
731	\$32,401	\$32,401	100.00%	0	0.00%	\$32,401	100.00%	0	0.00%	0	0.00%	0	0.00%	0	0.00%
755	\$21,240	\$21,240	100.00%	0	0.00%	\$21,240	100.00%	0	0.00%	0	0.00%	0	0.00%	0	0.00%
Totals:	\$53,641	\$53,641	100.00%	0	0.00%	\$53,641	100.00%	0	0.00%	0	0.00%	0	0.00%	0	0.00%

Building Construction Unadjusted Goal is 21.1%

AGENCY #	TOTAL EXPENDITURE	TOTAL SPENT WITH HUBS	AMOUNT%	BLACK	AMOUNT%	HISPANIC	AMOUNT%	WOMAN	AMOUNT%	ASIAN PACIFIC	AMOUNT%	NATIVE AMERICAN	AMOUNT%	SERVICE-DISABLED VETERAN	AMOUNT%
709	\$74,690	\$74,690	100.00%	0	0.00%	\$74,690	100.00%	0	0.00%	0	0.00%	0	0.00%	0	0.00%
711	\$19,599	\$19,599	100.00%	0	0.00%	0	0.00%	\$19,599	100.00%	0	0.00%	0	0.00%	0	0.00%
712	\$161,986	\$161,986	100.00%	0	0.00%	0	0.00%	\$161,986	100.00%	0	0.00%	0	0.00%	0	0.00%
715	\$121,268	\$121,268	100.00%	0	0.00%	\$56,567	46.65%	\$64,701	53.35%	0	0.00%	0	0.00%	0	0.00%
721	\$36,635	0	0.00%	0	0.00%	0	0.00%	0	0.00%	0	0.00%	0	0.00%	0	0.00%
729	\$5,422,911	\$3,978	0.07%	0	0.00%	0	0.00%	\$3,978	0.07%	0	0.00%	0	0.00%	0	0.00%
731	\$1,403,268	\$1,403,268	100.00%	\$147,482	10.51%	\$80,242	5.72%	\$1,175,544	83.77%	0	0.00%	0	0.00%	0	0.00%
734	\$641,768	\$641,768	100.00%	0	0.00%	\$641,768	100.00%	0	0.00%	0	0.00%	0	0.00%	0	0.00%
749	\$432,496	0	0.00%	0	0.00%	0	0.00%	0	0.00%	0	0.00%	0	0.00%	0	0.00%
753	\$3,800,490	\$1,850,487	48.69%	0	0.00%	\$2,550	0.07%	\$1,847,937	48.62%	0	0.00%	0	0.00%	0	0.00%
754	\$857,694	\$857,694	100.00%	\$195,505	22.79%	\$162,115	18.90%	\$500,074	58.30%	0	0.00%	0	0.00%	0	0.00%
755	\$3,328,724	\$268,290	8.06%	0	0.00%	\$101,057	3.04%	\$167,233	5.02%	0	0.00%	0	0.00%	0	0.00%
760	\$1,869,814	\$1,869,814	100.00%	\$196,945	10.53%	\$1,550,950	82.95%	\$121,919	6.52%	0	0.00%	0	0.00%	0	0.00%
787	\$283,235	\$283,235	100.00%	0	0.00%	\$283,235	100.00%	0	0.00%	0	0.00%	0	0.00%	0	0.00%
788	\$104,961	\$104,961	100.00%	0	0.00%	\$79,571	75.81%	\$25,390	24.19%	0	0.00%	0	0.00%	0	0.00%
789	\$1,208,186	\$1,208,186	100.00%	0	0.00%	\$1,208,186	100.00%	0	0.00%	0	0.00%	0	0.00%	0	0.00%
Totals:	\$19,767,725	\$8,869,223	44.87%	\$539,932	2.73%	\$4,240,930	21.45%	\$4,088,361	20.68%	0	0.00%	0	0.00%	0	0.00%



TEXAS HISTORICALLY UNDERUTILIZED BUSINESS (HUB) ANNUAL REPORT RECEIVED FOR FISCAL YEAR 2024

SECTION V - STATEWIDE GROUP PURCHASING

Special Trade Unadjusted Goal is 32.9%

AGENCY #	TOTAL EXPENDITURE	TOTAL SPENT WITH HUBS	AMOUNT%	BLACK	AMOUNT%	HISPANIC	AMOUNT%	WOMAN	AMOUNT%	ASIAN PACIFIC	AMOUNT%	NATIVE AMERICAN	AMOUNT%	SERVICE-DISABLED VETERAN	AMOUNT%
556	\$1,393,647	\$1,393,647	100.00%	0	0.00%	\$847,611	60.82%	\$546,035	39.18%	0	0.00%	0	0.00%	0	0.00%
709	\$439,932	0	0.00%	0	0.00%	0	0.00%	0	0.00%	0	0.00%	0	0.00%	0	0.00%
711	\$64,165	\$51,204	79.80%	\$51,204	79.80%	0	0.00%	0	0.00%	0	0.00%	0	0.00%	0	0.00%
715	\$286,196	\$286,196	100.00%	0	0.00%	\$240,877	84.16%	\$39,120	13.67%	0	0.00%	\$6,200	2.17%	0	0.00%
718	\$14,255	\$14,255	100.00%	0	0.00%	0	0.00%	\$14,255	100.00%	0	0.00%	0	0.00%	0	0.00%
720	\$203,392	\$69,078	33.96%	\$39,251	19.30%	0	0.00%	\$15,260	7.50%	0	0.00%	0	0.00%	\$14,567	7.16%
721	\$1,759,014	\$25,045	1.42%	0	0.00%	0	0.00%	\$25,045	1.42%	0	0.00%	0	0.00%	0	0.00%
723	\$874,296	0	0.00%	0	0.00%	0	0.00%	0	0.00%	0	0.00%	0	0.00%	0	0.00%
729	\$12,593,092	\$1,982,756	15.74%	0	0.00%	\$711,285	5.65%	\$763,656	6.06%	\$42,514	0.34%	\$465,300	3.69%	0	0.00%
731	\$944,358	\$944,358	100.00%	0	0.00%	\$276,976	29.33%	\$667,381	70.67%	0	0.00%	0	0.00%	0	0.00%
732	\$587,745	\$587,745	100.00%	0	0.00%	\$587,745	100.00%	0	0.00%	0	0.00%	0	0.00%	0	0.00%
734	\$2,213,973	\$2,213,973	100.00%	0	0.00%	\$2,035,128	91.92%	\$178,844	8.08%	0	0.00%	0	0.00%	0	0.00%
750	\$2,228,921	\$125,840	5.65%	0	0.00%	0	0.00%	0	0.00%	\$125,840	5.65%	0	0.00%	0	0.00%
754	\$169,928	\$169,928	100.00%	\$1,162	0.68%	\$37,766	22.22%	\$130,999	77.09%	0	0.00%	0	0.00%	0	0.00%
755	\$4,304,856	\$593,881	13.80%	0	0.00%	\$476,948	11.08%	\$116,933	2.72%	0	0.00%	0	0.00%	0	0.00%
758	\$20,546	0	0.00%	0	0.00%	0	0.00%	0	0.00%	0	0.00%	0	0.00%	0	0.00%
760	\$4,728,546	\$4,728,546	100.00%	0	0.00%	\$4,725,836	99.94%	\$2,710	0.06%	0	0.00%	0	0.00%	0	0.00%
783	\$2,160	0	0.00%	0	0.00%	0	0.00%	0	0.00%	0	0.00%	0	0.00%	0	0.00%
785	\$32,332	\$9	0.03%	0	0.00%	0	0.00%	\$9	0.03%	0	0.00%	0	0.00%	0	0.00%
787	\$1,711,014	\$1,711,014	100.00%	0	0.00%	\$514,839	30.09%	\$1,196,175	69.91%	0	0.00%	0	0.00%	0	0.00%
788	\$33,300	\$33,300	100.00%	0	0.00%	0	0.00%	\$33,300	100.00%	0	0.00%	0	0.00%	0	0.00%
Totals:	\$34,605,668	\$14,930,774	43.15%	\$91,618	0.26%	\$10,455,011	30.21%	\$3,729,724	10.78%	\$168,354	0.49%	\$471,500	1.36%	\$14,567	0.04%



TEXAS HISTORICALLY UNDERUTILIZED BUSINESS (HUB) ANNUAL REPORT RECEIVED FOR FISCAL YEAR 2024

SECTION V - STATEWIDE GROUP PURCHASING

Professional Services Unadjusted Goal is 23.7%

AGENCY #	TOTAL EXPENDITURE	TOTAL SPENT WITH HUBS	AMOUNT%	BLACK	AMOUNT%	HISPANIC	AMOUNT%	WOMAN	AMOUNT%	ASIAN PACIFIC	AMOUNT%	NATIVE AMERICAN	AMOUNT%	SERVICE-DISABLED VETERAN	AMOUNT%
720	\$1,008,194	0	0.00%	0	0.00%	0	0.00%	0	0.00%	0	0.00%	0	0.00%	0	0.00%
721	\$5,598	\$5,598	100.00%	0	0.00%	0	0.00%	0	0.00%	\$5,598	100.00%	0	0.00%	0	0.00%
723	\$273,262	0	0.00%	0	0.00%	0	0.00%	0	0.00%	0	0.00%	0	0.00%	0	0.00%
729	\$377,091	\$2,371	0.63%	0	0.00%	0	0.00%	\$2,371	0.63%	0	0.00%	0	0.00%	0	0.00%
750	\$77,029	\$13,009	16.89%	0	0.00%	0	0.00%	0	0.00%	\$13,009	16.89%	0	0.00%	0	0.00%
785	\$3,290	\$2,357	71.63%	0	0.00%	\$650	19.75%	\$1,660	50.45%	\$47	1.43%	0	0.00%	0	0.00%
Totals:	\$1,744,463	\$23,335	1.34%	0	0.00%	\$650	0.04%	\$4,031	0.23%	\$18,654	1.07%	0	0.00%	0	0.00%

Other Services Unadjusted Goal is 26%

AGENCY #	TOTAL EXPENDITURE	TOTAL SPENT WITH HUBS	AMOUNT%	BLACK	AMOUNT%	HISPANIC	AMOUNT%	WOMAN	AMOUNT%	ASIAN PACIFIC	AMOUNT%	NATIVE AMERICAN	AMOUNT%	SERVICE-DISABLED VETERAN	AMOUNT%
555	\$21,101	\$21,101	100.00%	0	0.00%	0	0.00%	0	0.00%	\$21,101	100.00%	0	0.00%	0	0.00%
556	\$64,142	\$64,142	100.00%	0	0.00%	\$21,962	34.24%	\$42,180	65.76%	0	0.00%	0	0.00%	0	0.00%
575	\$527,986	\$194,974	36.93%	\$1,043	0.20%	\$192,100	36.38%	\$858	0.16%	\$972	0.18%	0	0.00%	0	0.00%
709	\$2,980,147	\$617,907	20.73%	0	0.00%	\$268,222	9.00%	\$9,443	0.32%	\$340,243	11.42%	0	0.00%	0	0.00%
711	\$2,073,200	\$153,466	7.40%	\$350	0.02%	0	0.00%	\$95,030	4.58%	\$8,217	0.40%	0	0.00%	\$49,869	2.41%
712	\$100,272	\$65,322	65.14%	\$8,471	8.45%	\$5,490	5.47%	\$50,580	50.44%	\$300	0.30%	0	0.00%	\$481	0.48%
715	\$5,553,446	\$5,553,446	100.00%	\$1,391,827	25.06%	\$699,018	12.59%	\$1,458,276	26.26%	\$1,975,760	35.58%	\$4,170	0.08%	\$24,396	0.44%
718	\$74,201	\$40,000	53.91%	0	0.00%	\$40,000	53.91%	0	0.00%	0	0.00%	0	0.00%	0	0.00%
720	\$2,470,726	\$1,629,494	65.95%	\$1,303,498	52.76%	0	0.00%	\$13,091	0.53%	\$270,975	10.97%	0	0.00%	\$41,930	1.70%
721	\$5,954,984	\$1,523,251	25.58%	\$83,402	1.40%	\$782,794	13.15%	\$188,939	3.17%	\$462,875	7.77%	0	0.00%	\$5,242	0.09%
723	\$5,432,994	\$3,849,543	70.85%	\$1,229,463	22.63%	\$1,598,442	29.42%	0	0.00%	\$1,021,637	18.80%	0	0.00%	0	0.00%
727	\$32,610	\$31,626	96.98%	0	0.00%	\$6,317	19.37%	\$25,309	77.61%	0	0.00%	0	0.00%	0	0.00%
729	\$62,613,700	\$7,137,679	11.40%	\$3,171,771	5.07%	\$831,800	1.33%	\$263,321	0.42%	\$2,870,788	4.58%	0	0.00%	0	0.00%
731	\$2,528,517	\$2,528,517	100.00%	\$46,549	1.84%	\$230,027	9.10%	\$85,965	3.40%	\$2,135,976	84.48%	0	0.00%	\$30,000	1.19%



TEXAS HISTORICALLY UNDERUTILIZED BUSINESS (HUB) ANNUAL REPORT RECEIVED FOR FISCAL YEAR 2024

SECTION V - STATEWIDE GROUP PURCHASING

AGENCY #	TOTAL EXPENDITURE	TOTAL SPENT WITH HUBS	AMOUNT%	BLACK	AMOUNT%	HISPANIC	AMOUNT%	WOMAN	AMOUNT%	ASIAN PACIFIC	AMOUNT%	NATIVE AMERICAN	AMOUNT%	SERVICE-DISABLED VETERAN	AMOUNT%
732	\$561,882	\$199,410	35.49%	0	0.00%	\$114,971	20.46%	0	0.00%	\$21,958	3.91%	\$62,480	11.12%	0	0.00%
734	\$278,626	\$278,626	100.00%	\$1,983	0.71%	\$20,233	7.26%	\$256,411	92.03%	0	0.00%	0	0.00%	0	0.00%
749	\$1,855,863	0	0.00%	0	0.00%	0	0.00%	0	0.00%	0	0.00%	0	0.00%	0	0.00%
750	\$609,312	\$211,351	34.69%	\$78,897	12.95%	\$88,600	14.54%	0	0.00%	\$43,854	7.20%	0	0.00%	0	0.00%
754	\$271,188	\$271,188	100.00%	\$105,566	38.93%	\$115,429	42.56%	0	0.00%	\$50,192	18.51%	0	0.00%	0	0.00%
755	\$532,832	\$85,237	16.00%	\$9,476	1.78%	0	0.00%	0	0.00%	\$75,761	14.22%	0	0.00%	0	0.00%
758	\$28,213	0	0.00%	0	0.00%	0	0.00%	0	0.00%	0	0.00%	0	0.00%	0	0.00%
760	\$230,991	\$230,991	100.00%	\$109,860	47.56%	\$61,655	26.69%	\$16,311	7.06%	\$43,164	18.69%	0	0.00%	0	0.00%
783	\$506,623	\$893	0.18%	0	0.00%	\$618	0.12%	0	0.00%	0	0.00%	0	0.00%	\$275	0.05%
785	\$308,976	\$67,417	21.82%	0	0.00%	\$1,056	0.34%	\$47,712	15.44%	\$18,650	6.04%	0	0.00%	0	0.00%
787	\$470,771	\$470,771	100.00%	0	0.00%	\$451,559	95.92%	\$17,661	3.75%	\$1,550	0.33%	0	0.00%	0	0.00%
788	\$609,169	\$609,169	100.00%	0	0.00%	\$450,876	74.01%	\$8,300	1.36%	\$149,993	24.62%	0	0.00%	0	0.00%
789	\$21,736	\$21,736	100.00%	0	0.00%	\$21,736	100.00%	0	0.00%	0	0.00%	0	0.00%	0	0.00%
Totals:	\$96,714,206	\$25,857,255	26.74%	\$7,542,155	7.80%	\$6,002,904	6.21%	\$2,579,387	2.67%	\$9,513,966	9.84%	\$66,650	0.07%	\$152,193	0.16%

Commodity Purchasing Unadjusted Goal is 21.1%

AGENCY #	TOTAL EXPENDITURE	TOTAL SPENT WITH HUBS	AMOUNT%	BLACK	AMOUNT%	HISPANIC	AMOUNT%	WOMAN	AMOUNT%	ASIAN PACIFIC	AMOUNT%	NATIVE AMERICAN	AMOUNT%	SERVICE-DISABLED VETERAN	AMOUNT%
555	\$1,186,642	0	0.00%	0	0.00%	0	0.00%	0	0.00%	0	0.00%	0	0.00%	0	0.00%
556	\$1,133,928	\$103,091	9.09%	0	0.00%	\$103,091	9.09%	0	0.00%	0	0.00%	0	0.00%	0	0.00%
575	\$9,356,168	\$1,592,097	17.02%	\$626,363	6.69%	\$614,741	6.57%	\$314,246	3.36%	\$36,747	0.39%	0	0.00%	0	0.00%
709	\$9,281,999	\$2,115,512	22.79%	\$445,863	4.80%	\$184,426	1.99%	\$1,485,223	16.00%	0	0.00%	0	0.00%	0	0.00%
711	\$10,294,688	\$6,131,212	59.56%	\$243,981	2.37%	\$73,958	0.72%	\$5,033,888	48.90%	\$609,220	5.92%	0	0.00%	\$170,165	1.65%
712	\$3,193,258	\$2,699,674	84.54%	\$1,732,312	54.25%	\$697,179	21.83%	\$241,110	7.55%	\$10,195	0.32%	0	0.00%	\$18,878	0.59%
715	\$4,764,425	\$4,764,425	100.00%	\$1,555,248	32.64%	\$1,384,258	29.05%	\$851,720	17.88%	\$964,279	20.24%	\$8,920	0.19%	0	0.00%
716	\$375,517	0	0.00%	0	0.00%	0	0.00%	0	0.00%	0	0.00%	0	0.00%	0	0.00%



TEXAS HISTORICALLY UNDERUTILIZED BUSINESS (HUB) ANNUAL REPORT RECEIVED FOR FISCAL YEAR 2024

SECTION V - STATEWIDE GROUP PURCHASING

AGENCY #	TOTAL EXPENDITURE	TOTAL SPENT WITH HUBS	AMOUNT%	BLACK	AMOUNT%	HISPANIC	AMOUNT%	WOMAN	AMOUNT%	ASIAN PACIFIC	AMOUNT%	NATIVE AMERICAN	AMOUNT%	SERVICE-DISABLED VETERAN	AMOUNT%
718	\$204,234	\$29,791	14.59%	0	0.00%	0	0.00%	\$29,791	14.59%	0	0.00%	0	0.00%	0	0.00%
720	\$10,792,242	\$10,184,612	94.37%	\$9,064,616	83.99%	\$61,677	0.57%	\$567,590	5.26%	\$490,557	4.55%	0	0.00%	\$173	0.00%
721	\$47,504,960	\$9,292,687	19.56%	\$2,446,142	5.15%	\$3,653,227	7.69%	\$1,393,291	2.93%	\$1,705,646	3.59%	0	0.00%	\$94,381	0.20%
723	\$97,973,502	\$29,833,195	30.45%	\$11,786,473	12.03%	\$15,179,108	15.49%	\$1,683,956	1.72%	\$1,183,657	1.21%	0	0.00%	0	0.00%
727	\$722,001	\$655,434	90.78%	\$2,421	0.34%	\$176,100	24.39%	\$448,498	62.12%	\$28,416	3.94%	0	0.00%	0	0.00%
729	\$109,433,465	\$7,428,933	6.79%	\$310,405	0.28%	\$2,630,819	2.40%	\$3,597,157	3.29%	\$890,553	0.81%	0	0.00%	0	0.00%
731	\$2,129,006	\$2,129,006	100.00%	\$278,568	13.08%	\$437,496	20.55%	\$498,361	23.41%	\$914,581	42.96%	0	0.00%	0	0.00%
732	\$2,242,404	\$2,242,404	100.00%	\$39,264	1.75%	\$1,328,754	59.26%	\$666,323	29.71%	\$40,840	1.82%	\$160,459	7.16%	\$6,764	0.30%
734	\$1,675,026	\$1,675,026	100.00%	\$158,209	9.45%	\$400,022	23.88%	\$1,116,794	66.67%	0	0.00%	0	0.00%	0	0.00%
735	\$412,894	\$191,077	46.28%	\$58,959	14.28%	0	0.00%	\$65,793	15.93%	\$66,325	16.06%	0	0.00%	0	0.00%
749	\$557,782	\$223,800	40.12%	\$35,444	6.35%	0	0.00%	\$83,712	15.01%	\$104,643	18.76%	0	0.00%	0	0.00%
750	\$3,934,122	\$2,076,282	52.78%	\$1,168,662	29.71%	\$157,712	4.01%	\$76,818	1.95%	\$673,090	17.11%	0	0.00%	0	0.00%
753	\$41,640	\$27,657	66.42%	0	0.00%	\$27,657	66.42%	0	0.00%	0	0.00%	0	0.00%	0	0.00%
754	\$7,786,398	\$7,786,398	100.00%	\$3,556,630	45.68%	\$2,165,542	27.81%	\$192,156	2.47%	\$1,856,027	23.84%	0	0.00%	\$16,043	0.21%
755	\$5,730,517	\$1,434,900	25.04%	\$268,431	4.68%	\$52,625	0.92%	\$1,076,625	18.79%	\$37,220	0.65%	0	0.00%	0	0.00%
758	\$178,209	\$102,454	57.49%	\$17,733	9.95%	0	0.00%	0	0.00%	\$84,720	47.54%	0	0.00%	0	0.00%
760	\$1,821,098	\$1,821,098	100.00%	\$1,136,081	62.38%	\$24,143	1.33%	\$613,983	33.71%	\$46,892	2.57%	0	0.00%	0	0.00%
783	\$238,947	0	0.00%	0	0.00%	0	0.00%	0	0.00%	0	0.00%	0	0.00%	0	0.00%
785	\$6,981,192	\$4,554,851	65.24%	\$91,186	1.31%	\$2,060,442	29.51%	\$306,945	4.40%	\$2,096,277	30.03%	0	0.00%	0	0.00%
787	\$1,288,995	\$230,018	17.84%	\$839	0.07%	0	0.00%	\$65,721	5.10%	\$163,457	12.68%	0	0.00%	0	0.00%
788	\$183,972	\$183,972	100.00%	\$27,141	14.75%	0	0.00%	\$148,306	80.61%	\$8,524	4.63%	0	0.00%	0	0.00%
789	\$1,460,101	\$1,460,101	100.00%	\$465,658	31.89%	\$81,503	5.58%	\$912,940	62.53%	0	0.00%	0	0.00%	0	0.00%
Totals:	\$342,879,331	\$100,969,707	29.45%	\$35,516,628	10.36%	\$31,494,479	9.19%	\$21,470,949	6.26%	\$12,011,869	3.50%	\$169,379	0.05%	\$306,403	0.09%

**SECTION VI - STATEWIDE PURCHASES AWARDED AND MANAGED
BY THE COMPTROLLER'S STATEWIDE PROCUREMENT DIVISION
AND BY THE TEXAS FACILITIES COMMISSION**



TEXAS HISTORICALLY UNDERUTILIZED BUSINESS (HUB) ANNUAL REPORT RECEIVED FOR FISCAL YEAR 2024

SECTION VI - STATEWIDE PURCHASES AWARDED AND MANAGED BY CPA

STATEWIDE PROCUREMENT

	TOTAL PURCHASES	TOTAL SPENT WITH CERTIFIED HUB'S AMOUNT / %	BLACK AMOUNT / %	HISPANIC AMOUNT / %	WOMAN AMOUNT / %	ASIAN PACIFIC AMOUNT / %	NATIVE AMERICAN AMOUNT / %	SERVICE-DISABLED VETERAN AMOUNT / %
Texas SmartBuy	\$396,419,815	\$21,590,151 / 5.45%	\$289,318 / 0.07%	\$1,377,079 / 0.35%	\$18,249,140 / 4.60%	\$1,673,995 / 0.42%	0 / 0.00%	\$619 / 0.00%

CPA - TERM CONTRACTS (PAYMENTS MADE)

RECORD TYPE	TOTAL EXPENDITURES	TOTAL SPENT WITH CERTIFIED HUB'S AMOUNT / %	BLACK AMOUNT / %	HISPANIC AMOUNT / %	WOMAN AMOUNT / %	ASIAN PACIFIC AMOUNT / %	NATIVE AMERICAN AMOUNT / %	SERVICE-DISABLED VETERAN AMOUNT / %
Heavy Construction Unadjusted Goal is 11.2%								
TC	\$1,975	0 / 0.00%	0 / 0.00%	0 / 0.00%	0 / 0.00%	0 / 0.00%	0 / 0.00%	0 / 0.00%
Building Construction Unadjusted Goal is 21.1%								
TC	\$10,152,540	\$1,360,140 / 13.40%	0 / 0.00%	0 / 0.00%	\$1,360,140 / 13.40%	0 / 0.00%	0 / 0.00%	0 / 0.00%
Special Trade Unadjusted Goal is 32.9%								
TC	\$1,363,874	0 / 0.00%	0 / 0.00%	0 / 0.00%	0 / 0.00%	0 / 0.00%	0 / 0.00%	0 / 0.00%
Professional Services Unadjusted Goal is 23.7%								
TC	\$1,833,122	0 / 0.00%	0 / 0.00%	0 / 0.00%	0 / 0.00%	0 / 0.00%	0 / 0.00%	0 / 0.00%
Other Services Unadjusted Goal is 26%								
TC	\$30,082,138	\$1,522,800 / 5.06%	0 / 0.00%	0 / 0.00%	\$1,522,800 / 5.06%	0 / 0.00%	0 / 0.00%	0 / 0.00%
Commodity Purchasing Unadjusted Goal is 21.1%								
TC	\$493,159,006	\$5,441,110 / 1.10%	\$28,964 / 0.01%	\$1,301,740 / 0.26%	\$2,766,820 / 0.56%	\$1,343,585 / 0.27%	0 / 0.00%	0 / 0.00%



TEXAS HISTORICALLY UNDERUTILIZED BUSINESS (HUB) ANNUAL REPORT RECEIVED FOR FISCAL YEAR 2024

SECTION VI - STATEWIDE PURCHASES AWARDED AND MANAGED BY TFC

***** DESIGN AND CONSTRUCTION DIVISION *****

TFC ARCHITECTURAL AND ENGINEERING PROJECTS - Professional Services Unadjusted Goal is 23.7%

RECORD TYPE	TOTAL EXPENDITURES	TOTAL SPENT WITH HUBS AMOUNT / %	BLACK AMOUNT / %	HISPANIC AMOUNT / %	WOMAN AMOUNT / %	ASIAN PACIFIC AMOUNT / %	NATIVE AMERICAN AMOUNT / %	SERVICE-DISABLED VETERAN AMOUNT / %
T	\$3,420,542	\$1,208,263 / 35.32%	\$17,508 / 0.51%	\$0 / 0.00%	\$553,602 / 16.18%	\$0 / 0.00%	\$0 / 0.00%	\$637,153 / 18.63%
S	***	\$349,468 / 10.22%	\$0 / 0.00%	\$253,842 / 7.42%	\$73,101 / 2.14%	\$0 / 0.00%	\$0 / 0.00%	\$22,525 / 0.66%
TOTAL:	\$3,420,542	\$1,557,730 / 45.54%	\$17,508 / 0.51%	\$253,842 / 7.42%	\$626,703 / 18.32%	\$0 / 0.00%	\$0 / 0.00%	\$659,678 / 19.29%

TFC ARCHITECTURAL AND ENGINEERING PROJECTS - Other Services Unadjusted Goal is 26%

RECORD TYPE	TOTAL EXPENDITURES	TOTAL SPENT WITH HUBS AMOUNT / %	BLACK AMOUNT / %	HISPANIC AMOUNT / %	WOMAN AMOUNT / %	ASIAN PACIFIC AMOUNT / %	NATIVE AMERICAN AMOUNT / %	SERVICE-DISABLED VETERAN AMOUNT / %
T	\$5,046,011	\$346,830 / 6.87%	\$167,776 / 3.32%	\$48,468 / 0.96%	\$57,280 / 1.14%	\$0 / 0.00%	\$0 / 0.00%	\$73,305 / 1.45%
S	***	\$1,059,605 / 21.00%	\$167,398 / 3.32%	\$892,207 / 17.68%	\$0 / 0.00%	\$0 / 0.00%	\$0 / 0.00%	\$0 / 0.00%
TOTAL:	\$5,046,011	\$1,406,434 / 27.87%	\$335,174 / 6.64%	\$940,675 / 18.64%	\$57,280 / 1.14%	\$0 / 0.00%	\$0 / 0.00%	\$73,305 / 1.45%

TFC CONSTRUCTION PROJECTS - Building Construction Unadjusted Goal is 21.1%

RECORD TYPE	TOTAL EXPENDITURES	TOTAL SPENT WITH HUBS AMOUNT / %	BLACK AMOUNT / %	HISPANIC AMOUNT / %	WOMAN AMOUNT / %	ASIAN PACIFIC AMOUNT / %	NATIVE AMERICAN AMOUNT / %	SERVICE-DISABLED VETERAN AMOUNT / %
T	\$929,413,389	\$5,914,039 / 0.64%	\$0 / 0.00%	\$636,735 / 0.07%	\$1,807,369 / 0.19%	\$229,986 / 0.02%	\$1,631,077 / 0.18%	\$1,608,873 / 0.17%
S	***	\$131,215,790 / 14.12%	\$185,832 / 0.02%	\$94,721,961 / 10.19%	\$35,657,668 / 3.84%	\$4,216 / 0.00%	\$590,767 / 0.06%	\$55,346 / 0.01%
TOTAL:	\$929,413,389	\$137,129,829 / 14.75%	\$185,832 / 0.02%	\$95,358,696 / 10.26%	\$37,465,037 / 4.03%	\$234,202 / 0.03%	\$2,221,844 / 0.24%	\$1,664,218 / 0.18%

TFC CONSTRUCTION PROJECTS - Special Trade Unadjusted Goal is 32.9%

RECORD TYPE	TOTAL EXPENDITURES	TOTAL SPENT WITH HUBS AMOUNT / %	BLACK AMOUNT / %	HISPANIC AMOUNT / %	WOMAN AMOUNT / %	ASIAN PACIFIC AMOUNT / %	NATIVE AMERICAN AMOUNT / %	SERVICE-DISABLED VETERAN AMOUNT / %
T	\$0	\$0 / 0.00%	\$0 / 0.00%	\$0 / 0.00%	\$0 / 0.00%	\$0 / 0.00%	\$0 / 0.00%	\$0 / 0.00%
S	***	\$0 / 0.00%	\$0 / 0.00%	\$0 / 0.00%	\$0 / 0.00%	\$0 / 0.00%	\$0 / 0.00%	\$0 / 0.00%
TOTAL:	\$0	\$0 / 0.00%	\$0 / 0.00%	\$0 / 0.00%	\$0 / 0.00%	\$0 / 0.00%	\$0 / 0.00%	\$0 / 0.00%

T = TREASURY, N = NON_TREASURY, S = SUBCONTRACTOR FUNDS & PROCUREMENT CARD HUB PURCHASES, TC = TERM CONTRACT, I = INTER GOVERNMENTAL PAYMENTS



TEXAS HISTORICALLY UNDERUTILIZED BUSINESS (HUB) ANNUAL REPORT RECEIVED FOR FISCAL YEAR 2024

SECTION VI - STATEWIDE PURCHASES AWARDED AND MANAGED BY TFC

TFC CONSTRUCTION PROJECTS - Other Services Unadjusted Goal is 26%

RECORD TYPE	TOTAL EXPENDITURES	TOTAL SPENT WITH HUBS AMOUNT / %	BLACK AMOUNT / %	HISPANIC AMOUNT / %	WOMAN AMOUNT / %	ASIAN PACIFIC AMOUNT / %	NATIVE AMERICAN AMOUNT / %	SERVICE-DISABLED VETERAN AMOUNT / %
T	\$6,501,182	\$581,596 / 8.95%	\$117,215 / 1.80%	\$24,928 / 0.38%	\$0 / 0.00%	\$439,453 / 6.76%	\$0 / 0.00%	\$0 / 0.00%
S	***	\$803,667 / 12.36%	\$0 / 0.00%	\$803,667 / 12.36%	\$0 / 0.00%	\$0 / 0.00%	\$0 / 0.00%	\$0 / 0.00%
TOTAL:	\$6,501,182	\$1,385,264 / 21.31%	\$117,215 / 1.80%	\$828,595 / 12.75%	\$0 / 0.00%	\$439,453 / 6.76%	\$0 / 0.00%	\$0 / 0.00%

T = TREASURY, N = NON_TREASURY, S = SUBCONTRACTOR FUNDS & PROCUREMENT CARD HUB PURCHASES, TC = TERM CONTRACT, I = INTER GOVERNMENTAL PAYMENTS

SECTION VII - STATE AGENCY EXPENDITURE DATA

TEXAS HISTORICALLY UNDERUTILIZED BUSINESS (HUB) ANNUAL REPORT FOR FISCAL YEAR 2024/AGENCY LIST SORTED BY AGENCY NAME

458	ALCOHOLIC BEVERAGE COMMISSION	734	LAMAR UNIVERSITY - BEAUMONT	761	TEXAS A & M INTERNATIONAL UNIVERSITY	754	TEXAS STATE UNIVERSITY
737	ANGELO STATE UNIVERSITY	104	LEGISLATIVE BUDGET BOARD	708	TEXAS A&M SYSTEM SHARED SERVICE CTR	758	TEXAS STATE UNIVERSITY SYSTEM
508	BOARD OF CHIROPRACTIC EXAMINERS	105	LEGISLATIVE REFERENCE LIBRARY	727	TEXAS A&M TRANSPORTATION INSTITUTE	774	TEXAS TECH HSC - EL PASO
456	BOARD OF PLUMBING EXAMINERS	735	MIDWESTERN STATE UNIVERSITY	760	TEXAS A & M UNIV - CORPUS CHRISTI	733	TEXAS TECH UNIVERSITY
481	BOARD OF PROFESSIONAL GEOSCIENTISTS	706	NO AGENCY NAME	718	TEXAS A & M UNIVERSITY AT GALVESTON	768	TEXAS TECH UNIV SYSTEM
578	BOARD OF VETERINARY MED EXAMINERS	215	OFFICE OF CAPITAL AND FORENSIC WRITS	770	TEXAS A&M UNIVERSITY - CENTRAL TEXAS	403	TEXAS VETERANS COMMISSION
542	CANCER PREVENTION AND RESEARCH INSTI	212	OFFICE OF COURT ADMINISTRATION	751	TEXAS A & M UNIVERSITY - COMMERCE	580	TEXAS WATER DEVELOPMENT BOARD
409	COMMISSION ON JAIL STANDARDS	448	OFFICE OF INJURED EMPLOYEE COUNSEL	732	TEXAS A & M UNIVERSITY - KINGSVILLE	731	TEXAS WOMAN'S UNIVERSITY
242	COMMISSION ON JUDICIAL CONDUCT	359	OFFICE OF PUBLIC INSURANCE COUNSEL	711	TEXAS A & M UNIVERSITY (MAIN UNIV)	320	TEXAS WORKFORCE COMMISSION
477	COMM/STATE EMERGENCY COMMUNICATION	475	OFFICE OF PUBLIC UTILITY COUNSEL	749	TEXAS A&M UNIVERSITY - SAN ANTONIO	710	THE TEXAS A&M UNIVERSITY SYSTEM
902	COMPTRROLLER / FISCAL	213	OFFICE OF STATE PROSECUTING ATTORNEY	764	TEXAS A&M UNIVERSITY-TEXARKANA	557	TX A&M VETERINARY MED DIAGNOSTIC LAB
304	COMPTRROLLER OF PUBLIC ACCOUNTS	302	OFFICE OF THE ATTORNEY GENERAL	554	TEXAS ANIMAL HEALTH COMMISSION	459	TX BOARD OF ARCHITECTURAL EXAMINERS
466	CONSUMER CREDIT COMMISSIONER	301	OFFICE OF THE GOVERNOR	460	TEXAS BD OF PROF ENGINEERS & LAND SU	411	TX COMMISSION OF FIRE PROTECTION
228	COURT OF APPEALS - EIGHTH COURT	300	OFFICE OF THE GOVERNOR - FISCAL	510	TEXAS BEHAVIORAL HEALTH EXECUTIVE CO	332	TX DEPT OF HOUSING & COMM AFFAIRS
231	COURT OF APPEALS - ELEVENTH COURT	802	PARKS AND WILDLIFE DEPARTMENT	507	TEXAS BOARD OF NURSING	452	TX DEPT OF LICENSING & REGULATION
225	COURT OF APPEALS - FIFTH COURT	715	PRAIRIE VIEW A & M UNIVERSITY	352	TEXAS BOND REVIEW BOARD	326	TX EMERGENCY SVCS RETIREMENT SYST
234	COURT OF APPEALS -FOURTEENTH COURT	473	PUBLIC UTILITY COMMISSION OF TEXAS	909	TEXAS BROADBAND DEVELOPMENT OFFICE	781	TX HIGHER EDUCATION COORD BOARD
224	COURT OF APPEALS - FOURTH COURT	455	RAILROAD COMMISSION OF TEXAS	908	TEXAS BULLION DEPOSITORY (PT OF 902)	535	TX LOW LEVEL RADIOACTIVE WASTE COMM
229	COURT OF APPEALS - NINTH COURT	329	REAL ESTATE COMMISSION	407	TEXAS COMMISSION ON LAW ENFORCEMENT	504	TX STATE BOARD OF DENTAL EXAMINERS
222	COURT OF APPEALS - SECOND COURT	753	SAM HOUSTON STATE UNIVERSITY	813	TEXAS COMMISSION ON THE ARTS	739	TX TECH UNIV HEALTH SCIENCES CENTER
227	COURT OF APPEALS - SEVENTH COURT	771	SCHOOL/BLIND AND VISUALLY IMPAIRED	582	TEXAS COMM ON ENVIRONMENTAL QUALITY	730	UNIVERSITY OF HOUSTON
226	COURT OF APPEALS - SIXTH COURT	772	SCHOOL FOR THE DEAF	454	TEXAS DEPARTMENT OF INSURANCE	759	UNIVERSITY OF HOUSTON - CLEAR LAKE
230	COURT OF APPEALS - TENTH COURT	307	SECRETARY OF STATE	608	TEXAS DEPARTMENT OF MOTOR VEHICLES	784	UNIVERSITY OF HOUSTON - DOWNTOWN
233	COURT OF APPEALS - THIRTEENTH COURT	592	SOIL & WATER CONSERVATION BOARD	601	TEXAS DEPARTMENT OF TRANSPORTATION	783	UNIVERSITY OF HOUSTON - SYSTEM
232	COURT OF APPEALS - TWELFTH DISTRICT	308	STATE AUDITOR'S OFFICE	696	TEXAS DEPT OF CRIMINAL JUSTICE	765	UNIVERSITY OF HOUSTON-VICTORIA
211	COURT OF CRIMINAL APPEALS	457	STATE BOARD OF PUBLIC ACCOUNTANCY	575	TEXAS DIVISION OF EMERGENCY MANAGEME	752	UNIVERSITY OF NORTH TEXAS
469	CREDIT UNION DEPARTMENT	907	STATE ENERGY CONSERVATION OFFICE	701	TEXAS EDUCATION AGENCY	773	UNIVERSITY OF NORTH TEXAS AT DALLAS
551	DEPARTMENT OF AGRICULTURE	243	STATE LAW LIBRARY	356	TEXAS ETHICS COMMISSION	769	UNIVERSITY OF NORTH TEXAS SYSTEM
451	DEPARTMENT OF BANKING	360	STATE OFC OF ADMINISTRATIVE HEARINGS	303	TEXAS FACILITIES COMMISSION	714	UNIVERSITY OF TEXAS AT ARLINGTON
313	DEPARTMENT OF INFORMATION RESOURCES	479	STATE OFFICE OF RISK MANAGEMENT	513	TEXAS FUNERAL SERVICE COMMISSION	721	UNIVERSITY OF TEXAS AT AUSTIN
405	DEPARTMENT OF PUBLIC SAFETY	338	STATE PENSION REVIEW BOARD	808	TEXAS HISTORICAL COMMISSION	738	UNIVERSITY OF TEXAS AT DALLAS
537	DEPARTMENT OF STATE HEALTH SERVICES	809	STATE PRESERVATION BOARD	644	TEXAS JUVENILE JUSTICE DEPT	724	UNIVERSITY OF TEXAS AT EL PASO
530	DEPT FAMILY AND PROTECTIVE SERVICES	312	STATE SECURITIES BOARD	103	TEXAS LEGISLATIVE COUNCIL	743	UNIVERSITY OF TEXAS AT SAN ANTONIO
450	DEPT OF SAVINGS & MORTGAGE LEND	755	STEPHEN F AUSTIN STATE UNIVERSITY	362	TEXAS LOTTERY COMMISSION	750	UNIVERSITY OF TEXAS AT TYLER
315	EDUCATIONAL OPPORTUNITIES AND INVEST	756	SUL ROSS STATE UNIVERSITY	503	TEXAS MEDICAL BOARD	723	UNIVERSITY OF TEXAS MEDICAL BRANCH
327	EMPLOYEES RETIREMENT SYSTEM	116	SUNSET ADVISORY BOARD	401	TEXAS MILITARY DEPARTMENT	720	UNIVERSITY OF TEXAS SYSTEM
533	EXEC CNCL OF PHYSICAL & OCC THERAPY	201	SUPREME COURT	514	TEXAS OPTOMETRY BOARD	785	UNIV OF TEXAS HEALTH CENTER AT TYLER
221	FIRST COURT OF APPEALS	713	TARLETON STATE UNIVERSITY	347	TEXAS PUBLIC FINANCE AUTHORITY	742	UNIV OF TEX OF THE PERMIAN BASIN
305	GENERAL LAND OFFICE	323	TEACHER RETIREMENT SYSTEM OF TEXAS	476	TEXAS RACING COMMISSION	763	UNT HEALTH SCIENCE CENTER
529	HEALTH & HUMAN SERVICES COMMISSION	555	TEXAS A&M AGRILIFE EXTENSION SERVICE	101	TEXAS SENATE	744	UT HEALTH SCIENCE CENTER - HOUSTON
364	HEALTH PROFESSIONS COUNCIL	556	TEXAS A&M AGRILIFE RESEARCH	717	TEXAS SOUTHERN UNIVERSITY	745	UT HEALTH SCIENCE CENTER-SAN ANTONIO
102	HOUSE OF REPRESENTATIVES	712	TEXAS A&M ENGINEERING EXPERIMENT STA	358	TEXAS SPACE COMMISSION	506	UT MD ANDERSON CANCER CENTER
789	LAMAR INSTITUTE OF TECHNOLOGY	716	TEXAS A&M ENGINEERING EXTENSION SERV	515	TEXAS STATE BOARD OF PHARMACY	746	UT RIO GRANDE VALLEY
787	LAMAR STATE COLLEGE - ORANGE	576	TEXAS A&M FOREST SERVICE	306	TEXAS STATE LIBRARY & ARCHIVES COMM	729	UT SOUTHWESTERN MEDICAL CENTER
788	LAMAR STATE COLLEGE - PORT ARTHUR	709	TEXAS A&M HEALTH SCIENCE CENTER	719	TEXAS STATE TECHNICAL COLLEGE	757	WEST TEXAS A & M UNIVERSITY

TEXAS HISTORICALLY UNDERUTILIZED BUSINESS (HUB) ANNUAL REPORT FOR FISCAL YEAR 2024/AGENCY LIST SORTED BY AGENCY NUMBER

101	TEXAS SENATE	347	TEXAS PUBLIC FINANCE AUTHORITY	535	TX LOW LEVEL RADIOACTIVE WASTE COMM	738	UNIVERSITY OF TEXAS AT DALLAS
102	HOUSE OF REPRESENTATIVES	352	TEXAS BOND REVIEW BOARD	537	DEPARTMENT OF STATE HEALTH SERVICES	739	TX TECH UNIV HEALTH SCIENCES CENTER
103	TEXAS LEGISLATIVE COUNCIL	356	TEXAS ETHICS COMMISSION	542	CANCER PREVENTION AND RESEARCH INSTI	742	UNIV OF TEX OF THE PERMIAN BASIN
104	LEGISLATIVE BUDGET BOARD	358	TEXAS SPACE COMMISSION	551	DEPARTMENT OF AGRICULTURE	743	UNIVERSITY OF TEXAS AT SAN ANTONIO
105	LEGISLATIVE REFERENCE LIBRARY	359	OFFICE OF PUBLIC INSURANCE COUNSEL	554	TEXAS ANIMAL HEALTH COMMISSION	744	UT HEALTH SCIENCE CENTER - HOUSTON
116	SUNSET ADVISORY BOARD	360	STATE OFC OF ADMINISTRATIVE HEARINGS	555	TEXAS A&M AGRILIFE EXTENSION SERVICE	745	UT HEALTH SCIENCE CENTER-SAN ANTONIO
201	SUPREME COURT	362	TEXAS LOTTERY COMMISSION	556	TEXAS A&M AGRILIFE RESEARCH	746	UT RIO GRANDE VALLEY
211	COURT OF CRIMINAL APPEALS	364	HEALTH PROFESSIONS COUNCIL	557	TX A&M VETERINARY MED DIAGNOSTIC LAB	749	TEXAS A&M UNIVERSITY - SAN ANTONIO
212	OFFICE OF COURT ADMINISTRATION	401	TEXAS MILITARY DEPARTMENT	575	TEXAS DIVISION OF EMERGENCY MANAGEME	750	UNIVERSITY OF TEXAS AT TYLER
213	OFFICE OF STATE PROSECUTING ATTORNEY	403	TEXAS VETERANS COMMISSION	576	TEXAS A&M FOREST SERVICE	751	TEXAS A & M UNIVERSITY - COMMERCE
215	OFFICE OF CAPITAL AND FORENSIC WRITS	405	DEPARTMENT OF PUBLIC SAFETY	578	BOARD OF VETERINARY MED EXAMINERS	752	UNIVERSITY OF NORTH TEXAS
221	FIRST COURT OF APPEALS	407	TEXAS COMMISSION ON LAW ENFORCEMENT	580	TEXAS WATER DEVELOPMENT BOARD	753	SAM HOUSTON STATE UNIVERSITY
222	COURT OF APPEALS - SECOND COURT	409	COMMISSION ON JAIL STANDARDS	582	TEXAS COMM ON ENVIRONMENTAL QUALITY	754	TEXAS STATE UNIVERSITY
224	COURT OF APPEALS - FOURTH COURT	411	TX COMMISSION OF FIRE PROTECTION	592	SOIL & WATER CONSERVATION BOARD	755	STEPHEN F AUSTIN STATE UNIVERSITY
225	COURT OF APPEALS - FIFTH COURT	448	OFFICE OF INJURED EMPLOYEE COUNSEL	601	TEXAS DEPARTMENT OF TRANSPORTATION	756	SUL ROSS STATE UNIVERSITY
226	COURT OF APPEALS - SIXTH COURT	450	DEPT OF SAVINGS & MORTGAGE LEND	608	TEXAS DEPARTMENT OF MOTOR VEHICLES	757	WEST TEXAS A & M UNIVERSITY
227	COURT OF APPEALS - SEVENTH COURT	451	DEPARTMENT OF BANKING	644	TEXAS JUVENILE JUSTICE DEPT	758	TEXAS STATE UNIVERSITY SYSTEM
228	COURT OF APPEALS - EIGHTH COURT	452	TX DEPT OF LICENSING & REGULATION	696	TEXAS DEPT OF CRIMINAL JUSTICE	759	UNIVERSITY OF HOUSTON - CLEAR LAKE
229	COURT OF APPEALS - NINTH COURT	454	TEXAS DEPARTMENT OF INSURANCE	701	TEXAS EDUCATION AGENCY	760	TEXAS A & M UNIV - CORPUS CHRISTI
230	COURT OF APPEALS - TENTH COURT	455	RAILROAD COMMISSION OF TEXAS	706	NO AGENCY NAME	761	TEXAS A & M INTERNATIONAL UNIVERSITY
231	COURT OF APPEALS - ELEVENTH COURT	456	BOARD OF PLUMBING EXAMINERS	708	TEXAS A&M SYSTEM SHARED SERVICE CTR	763	UNT HEALTH SCIENCE CENTER
232	COURT OF APPEALS - TWELFTH DISTRICT	457	STATE BOARD OF PUBLIC ACCOUNTANCY	709	TEXAS A&M HEALTH SCIENCE CENTER	764	TEXAS A&M UNIVERSITY-TEXARKANA
233	COURT OF APPEALS - THIRTEENTH COURT	458	ALCOHOLIC BEVERAGE COMMISSION	710	THE TEXAS A&M UNIVERSITY SYSTEM	765	UNIVERSITY OF HOUSTON-VICTORIA
234	COURT OF APPEALS -FOURTEENTH COURT	459	TX BOARD OF ARCHITECTURAL EXAMINERS	711	TEXAS A & M UNIVERSITY (MAIN UNIV)	768	TEXAS TECH UNIV SYSTEM
242	COMMISSION ON JUDICIAL CONDUCT	460	TEXAS BD OF PROF ENGINEERS & LAND SU	712	TEXAS A&M ENGINEERING EXPERIMENT STA	769	UNIVERSITY OF NORTH TEXAS SYSTEM
243	STATE LAW LIBRARY	466	CONSUMER CREDIT COMMISSIONER	713	TARLETON STATE UNIVERSITY	770	TEXAS A&M UNIVERSITY - CENTRAL TEXAS
300	OFFICE OF THE GOVERNOR - FISCAL	469	CREDIT UNION DEPARTMENT	714	UNIVERSITY OF TEXAS AT ARLINGTON	771	SCHOOL/BLIND AND VISUALLY IMPAIRED
301	OFFICE OF THE GOVERNOR	473	PUBLIC UTILITY COMMISSION OF TEXAS	715	PRAIRIE VIEW A & M UNIVERSITY	772	SCHOOL FOR THE DEAF
302	OFFICE OF THE ATTORNEY GENERAL	475	OFFICE OF PUBLIC UTILITY COUNSEL	716	TEXAS A&M ENGINEERING EXTENSION SERV	773	UNIVERSITY OF NORTH TEXAS AT DALLAS
303	TEXAS FACILITIES COMMISSION	476	TEXAS RACING COMMISSION	717	TEXAS SOUTHERN UNIVERSITY	774	TEXAS TECH HSC - EL PASO
304	COMPTRROLLER OF PUBLIC ACCOUNTS	477	COMM/STATE EMERGENCY COMMUNICATION	718	TEXAS A & M UNIVERSITY AT GALVESTON	781	TX HIGHER EDUCATION COORD BOARD
305	GENERAL LAND OFFICE	479	STATE OFFICE OF RISK MANAGEMENT	719	TEXAS STATE TECHNICAL COLLEGE	783	UNIVERSITY OF HOUSTON - SYSTEM
306	TEXAS STATE LIBRARY & ARCHIVES COMM	481	BOARD OF PROFESSIONAL GEOSCIENTISTS	720	UNIVERSITY OF TEXAS SYSTEM	784	UNIVERSITY OF HOUSTON - DOWNTOWN
307	SECRETARY OF STATE	503	TEXAS MEDICAL BOARD	721	UNIVERSITY OF TEXAS AT AUSTIN	785	UNIV OF TEXAS HEALTH CENTER AT TYLER
308	STATE AUDITOR'S OFFICE	504	TX STATE BOARD OF DENTAL EXAMINERS	723	UNIVERSITY OF TEXAS MEDICAL BRANCH	787	LAMAR STATE COLLEGE - ORANGE
312	STATE SECURITIES BOARD	506	UT MD ANDERSON CANCER CENTER	724	UNIVERSITY OF TEXAS AT EL PASO	788	LAMAR STATE COLLEGE - PORT ARTHUR
313	DEPARTMENT OF INFORMATION RESOURCES	507	TEXAS BOARD OF NURSING	727	TEXAS A&M TRANSPORTATION INSTITUTE	789	LAMAR INSTITUTE OF TECHNOLOGY
315	EDUCATIONAL OPPORTUNITIES AND INVEST	508	BOARD OF CHIROPRACTIC EXAMINERS	729	UT SOUTHWESTERN MEDICAL CENTER	802	PARKS AND WILDLIFE DEPARTMENT
320	TEXAS WORKFORCE COMMISSION	510	TEXAS BEHAVIORAL HEALTH EXECUTIVE CO	730	UNIVERSITY OF HOUSTON	808	TEXAS HISTORICAL COMMISSION
323	TEACHER RETIREMENT SYSTEM OF TEXAS	513	TEXAS FUNERAL SERVICE COMMISSION	731	TEXAS WOMAN'S UNIVERSITY	809	STATE PRESERVATION BOARD
326	TX EMERGENCY SVCS RETIREMENT SYST	514	TEXAS OPTOMETRY BOARD	732	TEXAS A & M UNIVERSITY - KINGSVILLE	813	TEXAS COMMISSION ON THE ARTS
327	EMPLOYEES RETIREMENT SYSTEM	515	TEXAS STATE BOARD OF PHARMACY	733	TEXAS TECH UNIVERSITY	902	COMPTRROLLER / FISCAL
329	REAL ESTATE COMMISSION	529	HEALTH & HUMAN SERVICES COMMISSION	734	LAMAR UNIVERSITY - BEAUMONT	907	STATE ENERGY CONSERVATION OFFICE
332	TX DEPT OF HOUSING & COMM AFFAIRS	530	DEPT FAMILY AND PROTECTIVE SERVICES	735	MIDWESTERN STATE UNIVERSITY	908	TEXAS BULLION DEPOSITORY (PT OF 902)
338	STATE PENSION REVIEW BOARD	533	EXEC CNCL OF PHYSICAL & OCC THERAPY	737	ANGELO STATE UNIVERSITY	909	TEXAS BROADBAND DEVELOPMENT OFFICE



TEXAS HISTORICALLY UNDERUTILIZED BUSINESS (HUB) ANNUAL REPORT RECEIVED FOR FISCAL YEAR 2024

SECTION VII - STATE AGENCY EXPENDITURE DATA

RECORD TYPE	TOTAL EXPENDITURE	TOTAL SPENT WITH HUBS AMOUNT / %	BLACK AMOUNT / %	HISPANIC AMOUNT / %	WOMAN AMOUNT / %	ASIAN PACIFIC AMOUNT / %	NATIVE AMERICAN AMOUNT / %	SERVICE-DISABLED VETERAN AMOUNT / %
-------------	-------------------	----------------------------------	------------------	---------------------	------------------	--------------------------	----------------------------	-------------------------------------

101 - TEXAS SENATE - HEAVY CONSTRUCTION UNADJUSTED GOAL IS 11.2%

-I	0	0 / 0%	0 / 0%	0 / 0%	0 / 0%	0 / 0%	0 / 0%	0 / 0%
N	0	0 / 0%	0 / 0%	0 / 0%	0 / 0%	0 / 0%	0 / 0%	0 / 0%
S	***	0 / 0%	0 / 0%	0 / 0%	0 / 0%	0 / 0%	0 / 0%	0 / 0%
T	0	0 / 0%	0 / 0%	0 / 0%	0 / 0%	0 / 0%	0 / 0%	0 / 0%
-TC	0	0 / 0%	0 / 0%	0 / 0%	0 / 0%	0 / 0%	0 / 0%	0 / 0%
	0	0 / 0%	0 / 0%	0 / 0%	0 / 0%	0 / 0%	0 / 0%	0 / 0%

101 - TEXAS SENATE - BUILDING CONSTRUCTION UNADJUSTED GOAL IS 21.1%

-I	0	0 / 0%	0 / 0%	0 / 0%	0 / 0%	0 / 0%	0 / 0%	0 / 0%
N	0	0 / 0%	0 / 0%	0 / 0%	0 / 0%	0 / 0%	0 / 0%	0 / 0%
S	***	0 / 0%	0 / 0%	0 / 0%	0 / 0%	0 / 0%	0 / 0%	0 / 0%
T	0	0 / 0%	0 / 0%	0 / 0%	0 / 0%	0 / 0%	0 / 0%	0 / 0%
-TC	0	0 / 0%	0 / 0%	0 / 0%	0 / 0%	0 / 0%	0 / 0%	0 / 0%
	0	0 / 0%	0 / 0%	0 / 0%	0 / 0%	0 / 0%	0 / 0%	0 / 0%

101 - TEXAS SENATE - SPECIAL TRADE UNADJUSTED GOAL IS 32.9%

-I	0	0 / 0%	0 / 0%	0 / 0%	0 / 0%	0 / 0%	0 / 0%	0 / 0%
N	0	0 / 0%	0 / 0%	0 / 0%	0 / 0%	0 / 0%	0 / 0%	0 / 0%
S	***	0 / 0%	0 / 0%	0 / 0%	0 / 0%	0 / 0%	0 / 0%	0 / 0%
T	0	0 / 0%	0 / 0%	0 / 0%	0 / 0%	0 / 0%	0 / 0%	0 / 0%
-TC	0	0 / 0%	0 / 0%	0 / 0%	0 / 0%	0 / 0%	0 / 0%	0 / 0%
	0	0 / 0%	0 / 0%	0 / 0%	0 / 0%	0 / 0%	0 / 0%	0 / 0%

*** DOLLARS REPORTED BUT NOT SHOWN IN THESE COLUMNS. T=TREASURY, N=NON-TREASURY, S=SUBCONTRACTOR FUNDS & PROCUREMENT CARD HUB PURCHASES, TC=TERM CONTRACT, I= INTER GOVERNMENTAL PAYMENTS.



TEXAS HISTORICALLY UNDERUTILIZED BUSINESS (HUB) ANNUAL REPORT RECEIVED FOR FISCAL YEAR 2024

SECTION VII - STATE AGENCY EXPENDITURE DATA

RECORD TYPE	TOTAL EXPENDITURE	TOTAL SPENT WITH HUBS AMOUNT / %	BLACK AMOUNT / %	HISPANIC AMOUNT / %	WOMAN AMOUNT / %	ASIAN PACIFIC AMOUNT / %	NATIVE AMERICAN AMOUNT / %	SERVICE-DISABLED VETERAN AMOUNT / %
101 - TEXAS SENATE - PROFESSIONAL SERVICES UNADJUSTED GOAL IS 23.7%								
-I	0	0 / 0%	0 / 0%	0 / 0%	0 / 0%	0 / 0%	0 / 0%	0 / 0%
N	0	0 / 0%	0 / 0%	0 / 0%	0 / 0%	0 / 0%	0 / 0%	0 / 0%
S	***	0 / 0%	0 / 0%	0 / 0%	0 / 0%	0 / 0%	0 / 0%	0 / 0%
T	0	0 / 0%	0 / 0%	0 / 0%	0 / 0%	0 / 0%	0 / 0%	0 / 0%
-TC	0	0 / 0%	0 / 0%	0 / 0%	0 / 0%	0 / 0%	0 / 0%	0 / 0%
	0	0 / 0%	0 / 0%	0 / 0%	0 / 0%	0 / 0%	0 / 0%	0 / 0%
101 - TEXAS SENATE - OTHER SERVICES UNADJUSTED GOAL IS 26%								
-I	0	0 / 0%	0 / 0%	0 / 0%	0 / 0%	0 / 0%	0 / 0%	0 / 0%
N	0	0 / 0%	0 / 0%	0 / 0%	0 / 0%	0 / 0%	0 / 0%	0 / 0%
S	***	0 / 0%	0 / 0%	0 / 0%	0 / 0%	0 / 0%	0 / 0%	0 / 0%
T	\$1,002,476	\$133,716 / 13.34%	0 / 0%	0 / 0%	\$133,716 / 13.34%	0 / 0%	0 / 0%	0 / 0%
-TC	0	0 / 0%	0 / 0%	0 / 0%	0 / 0%	0 / 0%	0 / 0%	0 / 0%
	\$1,002,476	\$133,716 / 13.34%	0 / 0%	0 / 0%	\$133,716 / 13.34%	0 / 0%	0 / 0%	0 / 0%
101 - TEXAS SENATE - COMMODITY PURCHASING UNADJUSTED GOAL IS 21.1%								
-I	0	0 / 0%	0 / 0%	0 / 0%	0 / 0%	0 / 0%	0 / 0%	0 / 0%
N	0	0 / 0%	0 / 0%	0 / 0%	0 / 0%	0 / 0%	0 / 0%	0 / 0%
S	***	0 / 0%	0 / 0%	0 / 0%	0 / 0%	0 / 0%	0 / 0%	0 / 0%
T	\$836,920	\$23,192 / 2.77%	0 / 0%	-\$175 / -0.02%	\$23,366 / 2.79%	0 / 0%	0 / 0%	0 / 0%
-TC	0	0 / 0%	0 / 0%	0 / 0%	0 / 0%	0 / 0%	0 / 0%	0 / 0%
	\$836,920	\$23,192 / 2.77%	0 / 0%	-\$175 / -0.02%	\$23,366 / 2.79%	0 / 0%	0 / 0%	0 / 0%

*** DOLLARS REPORTED BUT NOT SHOWN IN THESE COLUMNS. T=TREASURY, N=NON-TREASURY, S=SUBCONTRACTOR FUNDS & PROCUREMENT CARD HUB PURCHASES, TC=TERM CONTRACT, I= INTER GOVERNMENTAL PAYMENTS.



TEXAS HISTORICALLY UNDERUTILIZED BUSINESS (HUB) ANNUAL REPORT RECEIVED FOR FISCAL YEAR 2024

SECTION VII - STATE AGENCY EXPENDITURE DATA

RECORD TYPE	TOTAL EXPENDITURE	TOTAL SPENT WITH HUBS AMOUNT / %	BLACK AMOUNT / %	HISPANIC AMOUNT / %	WOMAN AMOUNT / %	ASIAN PACIFIC AMOUNT / %	NATIVE AMERICAN AMOUNT / %	SERVICE-DISABLED VETERAN AMOUNT / %
101 - TEXAS SENATE - Statewide Grand Total Expenditures								
-I	0	0 / 0%	0 / 0%	0 / 0%	0 / 0%	0 / 0%	0 / 0%	0 / 0%
N	0	0 / 0%	0 / 0%	0 / 0%	0 / 0%	0 / 0%	0 / 0%	0 / 0%
S	***	0 / 0%	0 / 0%	0 / 0%	0 / 0%	0 / 0%	0 / 0%	0 / 0%
T	\$1,839,397	\$156,908 / 8.53%	0 / 0%	-\$175 / -0.01%	\$157,082 / 8.54%	0 / 0%	0 / 0%	0 / 0%
-TC	0	0 / 0%	0 / 0%	0 / 0%	0 / 0%	0 / 0%	0 / 0%	0 / 0%
	\$1,839,397	\$156,908 / 8.53%	0 / 0%	-\$175 / -0.01%	\$157,082 / 8.54%	0 / 0%	0 / 0%	0 / 0%

*** DOLLARS REPORTED BUT NOT SHOWN IN THESE COLUMNS. T=TREASURY, N=NON-TREASURY, S=SUBCONTRACTOR FUNDS & PROCUREMENT CARD HUB PURCHASES, TC=TERM CONTRACT, I= INTER GOVERNMENTAL PAYMENTS.



TEXAS HISTORICALLY UNDERUTILIZED BUSINESS (HUB) ANNUAL REPORT RECEIVED FOR FISCAL YEAR 2024

SECTION VII - STATE AGENCY EXPENDITURE DATA

RECORD TYPE	TOTAL EXPENDITURE	TOTAL SPENT WITH HUBS AMOUNT / %	BLACK AMOUNT / %	HISPANIC AMOUNT / %	WOMAN AMOUNT / %	ASIAN PACIFIC AMOUNT / %	NATIVE AMERICAN AMOUNT / %	SERVICE-DISABLED VETERAN AMOUNT / %
-------------	-------------------	----------------------------------	------------------	---------------------	------------------	--------------------------	----------------------------	-------------------------------------

102 - HOUSE OF REPRESENTATIVES - HEAVY CONSTRUCTION UNADJUSTED GOAL IS 11.2%

-I	0	0 / 0%	0 / 0%	0 / 0%	0 / 0%	0 / 0%	0 / 0%	0 / 0%
N	0	0 / 0%	0 / 0%	0 / 0%	0 / 0%	0 / 0%	0 / 0%	0 / 0%
S	***	0 / 0%	0 / 0%	0 / 0%	0 / 0%	0 / 0%	0 / 0%	0 / 0%
T	0	0 / 0%	0 / 0%	0 / 0%	0 / 0%	0 / 0%	0 / 0%	0 / 0%
-TC	0	0 / 0%	0 / 0%	0 / 0%	0 / 0%	0 / 0%	0 / 0%	0 / 0%
	0	0 / 0%	0 / 0%	0 / 0%	0 / 0%	0 / 0%	0 / 0%	0 / 0%

102 - HOUSE OF REPRESENTATIVES - BUILDING CONSTRUCTION UNADJUSTED GOAL IS 21.1%

-I	0	0 / 0%	0 / 0%	0 / 0%	0 / 0%	0 / 0%	0 / 0%	0 / 0%
N	0	0 / 0%	0 / 0%	0 / 0%	0 / 0%	0 / 0%	0 / 0%	0 / 0%
S	***	0 / 0%	0 / 0%	0 / 0%	0 / 0%	0 / 0%	0 / 0%	0 / 0%
T	0	0 / 0%	0 / 0%	0 / 0%	0 / 0%	0 / 0%	0 / 0%	0 / 0%
-TC	0	0 / 0%	0 / 0%	0 / 0%	0 / 0%	0 / 0%	0 / 0%	0 / 0%
	0	0 / 0%	0 / 0%	0 / 0%	0 / 0%	0 / 0%	0 / 0%	0 / 0%

102 - HOUSE OF REPRESENTATIVES - SPECIAL TRADE UNADJUSTED GOAL IS 32.9%

-I	0	0 / 0%	0 / 0%	0 / 0%	0 / 0%	0 / 0%	0 / 0%	0 / 0%
N	0	0 / 0%	0 / 0%	0 / 0%	0 / 0%	0 / 0%	0 / 0%	0 / 0%
S	***	0 / 0%	0 / 0%	0 / 0%	0 / 0%	0 / 0%	0 / 0%	0 / 0%
T	\$12,230	0 / 0%	0 / 0%	0 / 0%	0 / 0%	0 / 0%	0 / 0%	0 / 0%
-TC	0	0 / 0%	0 / 0%	0 / 0%	0 / 0%	0 / 0%	0 / 0%	0 / 0%
	\$12,230	0 / 0%	0 / 0%	0 / 0%	0 / 0%	0 / 0%	0 / 0%	0 / 0%

*** DOLLARS REPORTED BUT NOT SHOWN IN THESE COLUMNS. T=TREASURY, N=NON-TREASURY, S=SUBCONTRACTOR FUNDS & PROCUREMENT CARD HUB PURCHASES, TC=TERM CONTRACT, I= INTER GOVERNMENTAL PAYMENTS.



TEXAS HISTORICALLY UNDERUTILIZED BUSINESS (HUB) ANNUAL REPORT RECEIVED FOR FISCAL YEAR 2024

SECTION VII - STATE AGENCY EXPENDITURE DATA

RECORD TYPE	TOTAL EXPENDITURE	TOTAL SPENT WITH HUBS AMOUNT / %	BLACK AMOUNT / %	HISPANIC AMOUNT / %	WOMAN AMOUNT / %	ASIAN PACIFIC AMOUNT / %	NATIVE AMERICAN AMOUNT / %	SERVICE-DISABLED VETERAN AMOUNT / %
-------------	-------------------	----------------------------------	------------------	---------------------	------------------	--------------------------	----------------------------	-------------------------------------

102 - HOUSE OF REPRESENTATIVES - PROFESSIONAL SERVICES UNADJUSTED GOAL IS 23.7%

-I	0	0 / 0%	0 / 0%	0 / 0%	0 / 0%	0 / 0%	0 / 0%	0 / 0%
N	0	0 / 0%	0 / 0%	0 / 0%	0 / 0%	0 / 0%	0 / 0%	0 / 0%
S	***	0 / 0%	0 / 0%	0 / 0%	0 / 0%	0 / 0%	0 / 0%	0 / 0%
T	0	0 / 0%	0 / 0%	0 / 0%	0 / 0%	0 / 0%	0 / 0%	0 / 0%
-TC	0	0 / 0%	0 / 0%	0 / 0%	0 / 0%	0 / 0%	0 / 0%	0 / 0%
	0	0 / 0%	0 / 0%	0 / 0%	0 / 0%	0 / 0%	0 / 0%	0 / 0%

102 - HOUSE OF REPRESENTATIVES - OTHER SERVICES UNADJUSTED GOAL IS 26%

-I	0	0 / 0%	0 / 0%	0 / 0%	0 / 0%	0 / 0%	0 / 0%	0 / 0%
N	0	0 / 0%	0 / 0%	0 / 0%	0 / 0%	0 / 0%	0 / 0%	0 / 0%
S	***	0 / 0%	0 / 0%	0 / 0%	0 / 0%	0 / 0%	0 / 0%	0 / 0%
T	\$4,453,526	\$10,319 / 0.23%	0 / 0%	0 / 0%	\$10,319 / 0.23%	0 / 0%	0 / 0%	0 / 0%
-TC	0	0 / 0%	0 / 0%	0 / 0%	0 / 0%	0 / 0%	0 / 0%	0 / 0%
	\$4,453,526	\$10,319 / 0.23%	0 / 0%	0 / 0%	\$10,319 / 0.23%	0 / 0%	0 / 0%	0 / 0%

102 - HOUSE OF REPRESENTATIVES - COMMODITY PURCHASING UNADJUSTED GOAL IS 21.1%

-I	0	0 / 0%	0 / 0%	0 / 0%	0 / 0%	0 / 0%	0 / 0%	0 / 0%
N	0	0 / 0%	0 / 0%	0 / 0%	0 / 0%	0 / 0%	0 / 0%	0 / 0%
S	***	0 / 0%	0 / 0%	0 / 0%	0 / 0%	0 / 0%	0 / 0%	0 / 0%
T	\$751,200	\$58,812 / 7.83%	0 / 0%	0 / 0%	\$58,812 / 7.83%	0 / 0%	0 / 0%	0 / 0%
-TC	0	0 / 0%	0 / 0%	0 / 0%	0 / 0%	0 / 0%	0 / 0%	0 / 0%
	\$751,200	\$58,812 / 7.83%	0 / 0%	0 / 0%	\$58,812 / 7.83%	0 / 0%	0 / 0%	0 / 0%

*** DOLLARS REPORTED BUT NOT SHOWN IN THESE COLUMNS. T=TREASURY, N=NON-TREASURY, S=SUBCONTRACTOR FUNDS & PROCUREMENT CARD HUB PURCHASES, TC=TERM CONTRACT, I= INTER GOVERNMENTAL PAYMENTS.



TEXAS HISTORICALLY UNDERUTILIZED BUSINESS (HUB) ANNUAL REPORT RECEIVED FOR FISCAL YEAR 2024

SECTION VII - STATE AGENCY EXPENDITURE DATA

RECORD TYPE	TOTAL EXPENDITURE	TOTAL SPENT WITH HUBS AMOUNT / %	BLACK AMOUNT / %	HISPANIC AMOUNT / %	WOMAN AMOUNT / %	ASIAN PACIFIC AMOUNT / %	NATIVE AMERICAN AMOUNT / %	SERVICE-DISABLED VETERAN AMOUNT / %
102 - HOUSE OF REPRESENTATIVES - Statewide Grand Total Expenditures								
-I	0	0 / 0%	0 / 0%	0 / 0%	0 / 0%	0 / 0%	0 / 0%	0 / 0%
N	0	0 / 0%	0 / 0%	0 / 0%	0 / 0%	0 / 0%	0 / 0%	0 / 0%
S	***	0 / 0%	0 / 0%	0 / 0%	0 / 0%	0 / 0%	0 / 0%	0 / 0%
T	\$5,216,956	\$69,131 / 1.33%	0 / 0%	0 / 0%	\$69,131 / 1.33%	0 / 0%	0 / 0%	0 / 0%
-TC	0	0 / 0%	0 / 0%	0 / 0%	0 / 0%	0 / 0%	0 / 0%	0 / 0%
	\$5,216,956	\$69,131 / 1.33%	0 / 0%	0 / 0%	\$69,131 / 1.33%	0 / 0%	0 / 0%	0 / 0%

*** DOLLARS REPORTED BUT NOT SHOWN IN THESE COLUMNS. T=TREASURY, N=NON-TREASURY, S=SUBCONTRACTOR FUNDS & PROCUREMENT CARD HUB PURCHASES, TC=TERM CONTRACT, I= INTER GOVERNMENTAL PAYMENTS.



TEXAS HISTORICALLY UNDERUTILIZED BUSINESS (HUB) ANNUAL REPORT RECEIVED FOR FISCAL YEAR 2024

SECTION VII - STATE AGENCY EXPENDITURE DATA

RECORD TYPE	TOTAL EXPENDITURE	TOTAL SPENT WITH HUBS AMOUNT / %	BLACK AMOUNT / %	HISPANIC AMOUNT / %	WOMAN AMOUNT / %	ASIAN PACIFIC AMOUNT / %	NATIVE AMERICAN AMOUNT / %	SERVICE-DISABLED VETERAN AMOUNT / %
103 - TEXAS LEGISLATIVE COUNCIL - HEAVY CONSTRUCTION UNADJUSTED GOAL IS 11.2%								
-I	0	0 / 0%	0 / 0%	0 / 0%	0 / 0%	0 / 0%	0 / 0%	0 / 0%
N	0	0 / 0%	0 / 0%	0 / 0%	0 / 0%	0 / 0%	0 / 0%	0 / 0%
S	***	0 / 0%	0 / 0%	0 / 0%	0 / 0%	0 / 0%	0 / 0%	0 / 0%
T	0	0 / 0%	0 / 0%	0 / 0%	0 / 0%	0 / 0%	0 / 0%	0 / 0%
-TC	0	0 / 0%	0 / 0%	0 / 0%	0 / 0%	0 / 0%	0 / 0%	0 / 0%
	0	0 / 0%	0 / 0%	0 / 0%	0 / 0%	0 / 0%	0 / 0%	0 / 0%
103 - TEXAS LEGISLATIVE COUNCIL - BUILDING CONSTRUCTION UNADJUSTED GOAL IS 21.1%								
-I	0	0 / 0%	0 / 0%	0 / 0%	0 / 0%	0 / 0%	0 / 0%	0 / 0%
N	0	0 / 0%	0 / 0%	0 / 0%	0 / 0%	0 / 0%	0 / 0%	0 / 0%
S	***	0 / 0%	0 / 0%	0 / 0%	0 / 0%	0 / 0%	0 / 0%	0 / 0%
T	0	0 / 0%	0 / 0%	0 / 0%	0 / 0%	0 / 0%	0 / 0%	0 / 0%
-TC	0	0 / 0%	0 / 0%	0 / 0%	0 / 0%	0 / 0%	0 / 0%	0 / 0%
	0	0 / 0%	0 / 0%	0 / 0%	0 / 0%	0 / 0%	0 / 0%	0 / 0%
103 - TEXAS LEGISLATIVE COUNCIL - SPECIAL TRADE UNADJUSTED GOAL IS 32.9%								
-I	0	0 / 0%	0 / 0%	0 / 0%	0 / 0%	0 / 0%	0 / 0%	0 / 0%
N	0	0 / 0%	0 / 0%	0 / 0%	0 / 0%	0 / 0%	0 / 0%	0 / 0%
S	***	0 / 0%	0 / 0%	0 / 0%	0 / 0%	0 / 0%	0 / 0%	0 / 0%
T	\$19,610	\$2,135 / 10.89%	0 / 0%	0 / 0%	\$2,135 / 10.89%	0 / 0%	0 / 0%	0 / 0%
-TC	0	0 / 0%	0 / 0%	0 / 0%	0 / 0%	0 / 0%	0 / 0%	0 / 0%
	\$19,610	\$2,135 / 10.89%	0 / 0%	0 / 0%	\$2,135 / 10.89%	0 / 0%	0 / 0%	0 / 0%

*** DOLLARS REPORTED BUT NOT SHOWN IN THESE COLUMNS. T=TREASURY, N=NON-TREASURY, S=SUBCONTRACTOR FUNDS & PROCUREMENT CARD HUB PURCHASES, TC=TERM CONTRACT, I= INTER GOVERNMENTAL PAYMENTS.



TEXAS HISTORICALLY UNDERUTILIZED BUSINESS (HUB) ANNUAL REPORT RECEIVED FOR FISCAL YEAR 2024

SECTION VII - STATE AGENCY EXPENDITURE DATA

RECORD TYPE	TOTAL EXPENDITURE	TOTAL SPENT WITH HUBS AMOUNT / %	BLACK AMOUNT / %	HISPANIC AMOUNT / %	WOMAN AMOUNT / %	ASIAN PACIFIC AMOUNT / %	NATIVE AMERICAN AMOUNT / %	SERVICE-DISABLED VETERAN AMOUNT / %
103 - TEXAS LEGISLATIVE COUNCIL - PROFESSIONAL SERVICES UNADJUSTED GOAL IS 23.7%								
-I	0	0 / 0%	0 / 0%	0 / 0%	0 / 0%	0 / 0%	0 / 0%	0 / 0%
N	0	0 / 0%	0 / 0%	0 / 0%	0 / 0%	0 / 0%	0 / 0%	0 / 0%
S	***	0 / 0%	0 / 0%	0 / 0%	0 / 0%	0 / 0%	0 / 0%	0 / 0%
T	0	0 / 0%	0 / 0%	0 / 0%	0 / 0%	0 / 0%	0 / 0%	0 / 0%
-TC	0	0 / 0%	0 / 0%	0 / 0%	0 / 0%	0 / 0%	0 / 0%	0 / 0%
	0	0 / 0%	0 / 0%	0 / 0%	0 / 0%	0 / 0%	0 / 0%	0 / 0%

103 - TEXAS LEGISLATIVE COUNCIL - OTHER SERVICES UNADJUSTED GOAL IS 26%								
-I	0	0 / 0%	0 / 0%	0 / 0%	0 / 0%	0 / 0%	0 / 0%	0 / 0%
N	0	0 / 0%	0 / 0%	0 / 0%	0 / 0%	0 / 0%	0 / 0%	0 / 0%
S	***	0 / 0%	0 / 0%	0 / 0%	0 / 0%	0 / 0%	0 / 0%	0 / 0%
T	\$5,784,062	\$332,819 / 5.75%	\$17,856 / 0.31%	\$246,052 / 4.25%	\$37,122 / 0.64%	\$31,789 / 0.55%	0 / 0%	0 / 0%
-TC	0	0 / 0%	0 / 0%	0 / 0%	0 / 0%	0 / 0%	0 / 0%	0 / 0%
	\$5,784,062	\$332,819 / 5.75%	\$17,856 / 0.31%	\$246,052 / 4.25%	\$37,122 / 0.64%	\$31,789 / 0.55%	0 / 0%	0 / 0%

103 - TEXAS LEGISLATIVE COUNCIL - COMMODITY PURCHASING UNADJUSTED GOAL IS 21.1%								
-I	0	0 / 0%	0 / 0%	0 / 0%	0 / 0%	0 / 0%	0 / 0%	0 / 0%
N	0	0 / 0%	0 / 0%	0 / 0%	0 / 0%	0 / 0%	0 / 0%	0 / 0%
S	***	0 / 0%	0 / 0%	0 / 0%	0 / 0%	0 / 0%	0 / 0%	0 / 0%
T	\$6,929,244	\$880,130 / 12.70%	\$113,694 / 1.64%	\$631,786 / 9.12%	\$80,762 / 1.17%	\$53,888 / 0.78%	0 / 0%	0 / 0%
-TC	0	0 / 0%	0 / 0%	0 / 0%	0 / 0%	0 / 0%	0 / 0%	0 / 0%
	\$6,929,244	\$880,130 / 12.70%	\$113,694 / 1.64%	\$631,786 / 9.12%	\$80,762 / 1.17%	\$53,888 / 0.78%	0 / 0%	0 / 0%

*** DOLLARS REPORTED BUT NOT SHOWN IN THESE COLUMNS. T=TREASURY, N=NON-TREASURY, S=SUBCONTRACTOR FUNDS & PROCUREMENT CARD HUB PURCHASES, TC=TERM CONTRACT, I= INTER GOVERNMENTAL PAYMENTS.



TEXAS HISTORICALLY UNDERUTILIZED BUSINESS (HUB) ANNUAL REPORT RECEIVED FOR FISCAL YEAR 2024

SECTION VII - STATE AGENCY EXPENDITURE DATA

RECORD TYPE	TOTAL EXPENDITURE	TOTAL SPENT WITH HUBS AMOUNT / %	BLACK AMOUNT / %	HISPANIC AMOUNT / %	WOMAN AMOUNT / %	ASIAN PACIFIC AMOUNT / %	NATIVE AMERICAN AMOUNT / %	SERVICE-DISABLED VETERAN AMOUNT / %
103 - TEXAS LEGISLATIVE COUNCIL - Statewide Grand Total Expenditures								
-I	0	0 / 0%	0 / 0%	0 / 0%	0 / 0%	0 / 0%	0 / 0%	0 / 0%
N	0	0 / 0%	0 / 0%	0 / 0%	0 / 0%	0 / 0%	0 / 0%	0 / 0%
S	***	0 / 0%	0 / 0%	0 / 0%	0 / 0%	0 / 0%	0 / 0%	0 / 0%
T	\$12,732,916	\$1,215,084 / 9.54%	\$131,549 / 1.03%	\$877,838 / 6.89%	\$120,020 / 0.94%	\$85,677 / 0.67%	0 / 0%	0 / 0%
-TC	0	0 / 0%	0 / 0%	0 / 0%	0 / 0%	0 / 0%	0 / 0%	0 / 0%
	\$12,732,916	\$1,215,084 / 9.54%	\$131,549 / 1.03%	\$877,838 / 6.89%	\$120,020 / 0.94%	\$85,677 / 0.67%	0 / 0%	0 / 0%

*** DOLLARS REPORTED BUT NOT SHOWN IN THESE COLUMNS. T=TREASURY, N=NON-TREASURY, S=SUBCONTRACTOR FUNDS & PROCUREMENT CARD HUB PURCHASES, TC=TERM CONTRACT, I= INTER GOVERNMENTAL PAYMENTS.



TEXAS HISTORICALLY UNDERUTILIZED BUSINESS (HUB) ANNUAL REPORT RECEIVED FOR FISCAL YEAR 2024

SECTION VII - STATE AGENCY EXPENDITURE DATA

RECORD TYPE	TOTAL EXPENDITURE	TOTAL SPENT WITH HUBS AMOUNT / %	BLACK AMOUNT / %	HISPANIC AMOUNT / %	WOMAN AMOUNT / %	ASIAN PACIFIC AMOUNT / %	NATIVE AMERICAN AMOUNT / %	SERVICE-DISABLED VETERAN AMOUNT / %
-------------	-------------------	----------------------------------	------------------	---------------------	------------------	--------------------------	----------------------------	-------------------------------------

104 - LEGISLATIVE BUDGET BOARD - HEAVY CONSTRUCTION UNADJUSTED GOAL IS 11.2%

-I	0	0 / 0%	0 / 0%	0 / 0%	0 / 0%	0 / 0%	0 / 0%	0 / 0%
N	0	0 / 0%	0 / 0%	0 / 0%	0 / 0%	0 / 0%	0 / 0%	0 / 0%
S	***	0 / 0%	0 / 0%	0 / 0%	0 / 0%	0 / 0%	0 / 0%	0 / 0%
T	0	0 / 0%	0 / 0%	0 / 0%	0 / 0%	0 / 0%	0 / 0%	0 / 0%
-TC	0	0 / 0%	0 / 0%	0 / 0%	0 / 0%	0 / 0%	0 / 0%	0 / 0%
	0	0 / 0%	0 / 0%	0 / 0%	0 / 0%	0 / 0%	0 / 0%	0 / 0%

104 - LEGISLATIVE BUDGET BOARD - BUILDING CONSTRUCTION UNADJUSTED GOAL IS 21.1%

-I	0	0 / 0%	0 / 0%	0 / 0%	0 / 0%	0 / 0%	0 / 0%	0 / 0%
N	0	0 / 0%	0 / 0%	0 / 0%	0 / 0%	0 / 0%	0 / 0%	0 / 0%
S	***	0 / 0%	0 / 0%	0 / 0%	0 / 0%	0 / 0%	0 / 0%	0 / 0%
T	0	0 / 0%	0 / 0%	0 / 0%	0 / 0%	0 / 0%	0 / 0%	0 / 0%
-TC	0	0 / 0%	0 / 0%	0 / 0%	0 / 0%	0 / 0%	0 / 0%	0 / 0%
	0	0 / 0%	0 / 0%	0 / 0%	0 / 0%	0 / 0%	0 / 0%	0 / 0%

104 - LEGISLATIVE BUDGET BOARD - SPECIAL TRADE UNADJUSTED GOAL IS 32.9%

-I	0	0 / 0%	0 / 0%	0 / 0%	0 / 0%	0 / 0%	0 / 0%	0 / 0%
N	0	0 / 0%	0 / 0%	0 / 0%	0 / 0%	0 / 0%	0 / 0%	0 / 0%
S	***	0 / 0%	0 / 0%	0 / 0%	0 / 0%	0 / 0%	0 / 0%	0 / 0%
T	0	0 / 0%	0 / 0%	0 / 0%	0 / 0%	0 / 0%	0 / 0%	0 / 0%
-TC	0	0 / 0%	0 / 0%	0 / 0%	0 / 0%	0 / 0%	0 / 0%	0 / 0%
	0	0 / 0%	0 / 0%	0 / 0%	0 / 0%	0 / 0%	0 / 0%	0 / 0%

*** DOLLARS REPORTED BUT NOT SHOWN IN THESE COLUMNS. T=TREASURY, N=NON-TREASURY, S=SUBCONTRACTOR FUNDS & PROCUREMENT CARD HUB PURCHASES, TC=TERM CONTRACT, I= INTER GOVERNMENTAL PAYMENTS.



TEXAS HISTORICALLY UNDERUTILIZED BUSINESS (HUB) ANNUAL REPORT RECEIVED FOR FISCAL YEAR 2024

SECTION VII - STATE AGENCY EXPENDITURE DATA

RECORD TYPE	TOTAL EXPENDITURE	TOTAL SPENT WITH HUBS AMOUNT / %	BLACK AMOUNT / %	HISPANIC AMOUNT / %	WOMAN AMOUNT / %	ASIAN PACIFIC AMOUNT / %	NATIVE AMERICAN AMOUNT / %	SERVICE-DISABLED VETERAN AMOUNT / %
104 - LEGISLATIVE BUDGET BOARD - PROFESSIONAL SERVICES UNADJUSTED GOAL IS 23.7%								
-I	0	0 / 0%	0 / 0%	0 / 0%	0 / 0%	0 / 0%	0 / 0%	0 / 0%
N	0	0 / 0%	0 / 0%	0 / 0%	0 / 0%	0 / 0%	0 / 0%	0 / 0%
S	***	0 / 0%	0 / 0%	0 / 0%	0 / 0%	0 / 0%	0 / 0%	0 / 0%
T	0	0 / 0%	0 / 0%	0 / 0%	0 / 0%	0 / 0%	0 / 0%	0 / 0%
-TC	0	0 / 0%	0 / 0%	0 / 0%	0 / 0%	0 / 0%	0 / 0%	0 / 0%
	0	0 / 0%	0 / 0%	0 / 0%	0 / 0%	0 / 0%	0 / 0%	0 / 0%

104 - LEGISLATIVE BUDGET BOARD - OTHER SERVICES UNADJUSTED GOAL IS 26%								
-I	0	0 / 0%	0 / 0%	0 / 0%	0 / 0%	0 / 0%	0 / 0%	0 / 0%
N	0	0 / 0%	0 / 0%	0 / 0%	0 / 0%	0 / 0%	0 / 0%	0 / 0%
S	***	0 / 0%	0 / 0%	0 / 0%	0 / 0%	0 / 0%	0 / 0%	0 / 0%
T	\$114,535	\$46,563 / 40.65%	0 / 0%	\$16,237 / 14.18%	\$9,787 / 8.55%	\$20,539 / 17.93%	0 / 0%	0 / 0%
-TC	0	0 / 0%	0 / 0%	0 / 0%	0 / 0%	0 / 0%	0 / 0%	0 / 0%
	\$114,535	\$46,563 / 40.65%	0 / 0%	\$16,237 / 14.18%	\$9,787 / 8.55%	\$20,539 / 17.93%	0 / 0%	0 / 0%

104 - LEGISLATIVE BUDGET BOARD - COMMODITY PURCHASING UNADJUSTED GOAL IS 21.1%								
-I	0	0 / 0%	0 / 0%	0 / 0%	0 / 0%	0 / 0%	0 / 0%	0 / 0%
N	0	0 / 0%	0 / 0%	0 / 0%	0 / 0%	0 / 0%	0 / 0%	0 / 0%
S	***	0 / 0%	0 / 0%	0 / 0%	0 / 0%	0 / 0%	0 / 0%	0 / 0%
T	\$543,826	\$454,574 / 83.59%	0 / 0%	\$148,059 / 27.23%	\$14,804 / 2.72%	\$291,711 / 53.64%	0 / 0%	0 / 0%
-TC	0	0 / 0%	0 / 0%	0 / 0%	0 / 0%	0 / 0%	0 / 0%	0 / 0%
	\$543,826	\$454,574 / 83.59%	0 / 0%	\$148,059 / 27.23%	\$14,804 / 2.72%	\$291,711 / 53.64%	0 / 0%	0 / 0%

*** DOLLARS REPORTED BUT NOT SHOWN IN THESE COLUMNS. T=TREASURY, N=NON-TREASURY, S=SUBCONTRACTOR FUNDS & PROCUREMENT CARD HUB PURCHASES, TC=TERM CONTRACT, I= INTER GOVERNMENTAL PAYMENTS.



TEXAS HISTORICALLY UNDERUTILIZED BUSINESS (HUB) ANNUAL REPORT RECEIVED FOR FISCAL YEAR 2024

SECTION VII - STATE AGENCY EXPENDITURE DATA

RECORD TYPE	TOTAL EXPENDITURE	TOTAL SPENT WITH HUBS AMOUNT / %	BLACK AMOUNT / %	HISPANIC AMOUNT / %	WOMAN AMOUNT / %	ASIAN PACIFIC AMOUNT / %	NATIVE AMERICAN AMOUNT / %	SERVICE-DISABLED VETERAN AMOUNT / %
104 - LEGISLATIVE BUDGET BOARD - Statewide Grand Total Expenditures								
-I	0	0 / 0%	0 / 0%	0 / 0%	0 / 0%	0 / 0%	0 / 0%	0 / 0%
N	0	0 / 0%	0 / 0%	0 / 0%	0 / 0%	0 / 0%	0 / 0%	0 / 0%
S	***	0 / 0%	0 / 0%	0 / 0%	0 / 0%	0 / 0%	0 / 0%	0 / 0%
T	\$658,361	\$501,138 / 76.12%	0 / 0%	\$164,296 / 24.96%	\$24,591 / 3.74%	\$312,250 / 47.43%	0 / 0%	0 / 0%
-TC	0	0 / 0%	0 / 0%	0 / 0%	0 / 0%	0 / 0%	0 / 0%	0 / 0%
	\$658,361	\$501,138 / 76.12%	0 / 0%	\$164,296 / 24.96%	\$24,591 / 3.74%	\$312,250 / 47.43%	0 / 0%	0 / 0%

*** DOLLARS REPORTED BUT NOT SHOWN IN THESE COLUMNS. T=TREASURY, N=NON-TREASURY, S=SUBCONTRACTOR FUNDS & PROCUREMENT CARD HUB PURCHASES, TC=TERM CONTRACT, I= INTER GOVERNMENTAL PAYMENTS.



TEXAS HISTORICALLY UNDERUTILIZED BUSINESS (HUB) ANNUAL REPORT RECEIVED FOR FISCAL YEAR 2024

SECTION VII - STATE AGENCY EXPENDITURE DATA

RECORD TYPE	TOTAL EXPENDITURE	TOTAL SPENT WITH HUBS AMOUNT / %	BLACK AMOUNT / %	HISPANIC AMOUNT / %	WOMAN AMOUNT / %	ASIAN PACIFIC AMOUNT / %	NATIVE AMERICAN AMOUNT / %	SERVICE-DISABLED VETERAN AMOUNT / %
105 - LEGISLATIVE REFERENCE LIBRARY - HEAVY CONSTRUCTION UNADJUSTED GOAL IS 11.2%								
-I	0	0 / 0%	0 / 0%	0 / 0%	0 / 0%	0 / 0%	0 / 0%	0 / 0%
N	0	0 / 0%	0 / 0%	0 / 0%	0 / 0%	0 / 0%	0 / 0%	0 / 0%
S	***	0 / 0%	0 / 0%	0 / 0%	0 / 0%	0 / 0%	0 / 0%	0 / 0%
T	0	0 / 0%	0 / 0%	0 / 0%	0 / 0%	0 / 0%	0 / 0%	0 / 0%
-TC	0	0 / 0%	0 / 0%	0 / 0%	0 / 0%	0 / 0%	0 / 0%	0 / 0%
	0	0 / 0%	0 / 0%	0 / 0%	0 / 0%	0 / 0%	0 / 0%	0 / 0%
105 - LEGISLATIVE REFERENCE LIBRARY - BUILDING CONSTRUCTION UNADJUSTED GOAL IS 21.1%								
-I	0	0 / 0%	0 / 0%	0 / 0%	0 / 0%	0 / 0%	0 / 0%	0 / 0%
N	0	0 / 0%	0 / 0%	0 / 0%	0 / 0%	0 / 0%	0 / 0%	0 / 0%
S	***	0 / 0%	0 / 0%	0 / 0%	0 / 0%	0 / 0%	0 / 0%	0 / 0%
T	0	0 / 0%	0 / 0%	0 / 0%	0 / 0%	0 / 0%	0 / 0%	0 / 0%
-TC	0	0 / 0%	0 / 0%	0 / 0%	0 / 0%	0 / 0%	0 / 0%	0 / 0%
	0	0 / 0%	0 / 0%	0 / 0%	0 / 0%	0 / 0%	0 / 0%	0 / 0%
105 - LEGISLATIVE REFERENCE LIBRARY - SPECIAL TRADE UNADJUSTED GOAL IS 32.9%								
-I	0	0 / 0%	0 / 0%	0 / 0%	0 / 0%	0 / 0%	0 / 0%	0 / 0%
N	0	0 / 0%	0 / 0%	0 / 0%	0 / 0%	0 / 0%	0 / 0%	0 / 0%
S	***	0 / 0%	0 / 0%	0 / 0%	0 / 0%	0 / 0%	0 / 0%	0 / 0%
T	0	0 / 0%	0 / 0%	0 / 0%	0 / 0%	0 / 0%	0 / 0%	0 / 0%
-TC	0	0 / 0%	0 / 0%	0 / 0%	0 / 0%	0 / 0%	0 / 0%	0 / 0%
	0	0 / 0%	0 / 0%	0 / 0%	0 / 0%	0 / 0%	0 / 0%	0 / 0%

*** DOLLARS REPORTED BUT NOT SHOWN IN THESE COLUMNS. T=TREASURY, N=NON-TREASURY, S=SUBCONTRACTOR FUNDS & PROCUREMENT CARD HUB PURCHASES, TC=TERM CONTRACT, I= INTER GOVERNMENTAL PAYMENTS.



TEXAS HISTORICALLY UNDERUTILIZED BUSINESS (HUB) ANNUAL REPORT RECEIVED FOR FISCAL YEAR 2024

SECTION VII - STATE AGENCY EXPENDITURE DATA

RECORD TYPE	TOTAL EXPENDITURE	TOTAL SPENT WITH HUBS AMOUNT / %	BLACK AMOUNT / %	HISPANIC AMOUNT / %	WOMAN AMOUNT / %	ASIAN PACIFIC AMOUNT / %	NATIVE AMERICAN AMOUNT / %	SERVICE-DISABLED VETERAN AMOUNT / %
-------------	-------------------	----------------------------------	------------------	---------------------	------------------	--------------------------	----------------------------	-------------------------------------

105 - LEGISLATIVE REFERENCE LIBRARY - PROFESSIONAL SERVICES UNADJUSTED GOAL IS 23.7%

-I	0	0 / 0%	0 / 0%	0 / 0%	0 / 0%	0 / 0%	0 / 0%	0 / 0%
N	0	0 / 0%	0 / 0%	0 / 0%	0 / 0%	0 / 0%	0 / 0%	0 / 0%
S	***	0 / 0%	0 / 0%	0 / 0%	0 / 0%	0 / 0%	0 / 0%	0 / 0%
T	0	0 / 0%	0 / 0%	0 / 0%	0 / 0%	0 / 0%	0 / 0%	0 / 0%
-TC	0	0 / 0%	0 / 0%	0 / 0%	0 / 0%	0 / 0%	0 / 0%	0 / 0%
	0	0 / 0%	0 / 0%	0 / 0%	0 / 0%	0 / 0%	0 / 0%	0 / 0%

105 - LEGISLATIVE REFERENCE LIBRARY - OTHER SERVICES UNADJUSTED GOAL IS 26%

-I	0	0 / 0%	0 / 0%	0 / 0%	0 / 0%	0 / 0%	0 / 0%	0 / 0%
N	0	0 / 0%	0 / 0%	0 / 0%	0 / 0%	0 / 0%	0 / 0%	0 / 0%
S	***	0 / 0%	0 / 0%	0 / 0%	0 / 0%	0 / 0%	0 / 0%	0 / 0%
T	\$38,229	0 / 0%	0 / 0%	0 / 0%	0 / 0%	0 / 0%	0 / 0%	0 / 0%
-TC	0	0 / 0%	0 / 0%	0 / 0%	0 / 0%	0 / 0%	0 / 0%	0 / 0%
	\$38,229	0 / 0%	0 / 0%	0 / 0%	0 / 0%	0 / 0%	0 / 0%	0 / 0%

105 - LEGISLATIVE REFERENCE LIBRARY - COMMODITY PURCHASING UNADJUSTED GOAL IS 21.1%

-I	0	0 / 0%	0 / 0%	0 / 0%	0 / 0%	0 / 0%	0 / 0%	0 / 0%
N	0	0 / 0%	0 / 0%	0 / 0%	0 / 0%	0 / 0%	0 / 0%	0 / 0%
S	***	0 / 0%	0 / 0%	0 / 0%	0 / 0%	0 / 0%	0 / 0%	0 / 0%
T	\$80,142	0 / 0%	0 / 0%	0 / 0%	0 / 0%	0 / 0%	0 / 0%	0 / 0%
-TC	0	0 / 0%	0 / 0%	0 / 0%	0 / 0%	0 / 0%	0 / 0%	0 / 0%
	\$80,142	0 / 0%	0 / 0%	0 / 0%	0 / 0%	0 / 0%	0 / 0%	0 / 0%

*** DOLLARS REPORTED BUT NOT SHOWN IN THESE COLUMNS. T=TREASURY, N=NON-TREASURY, S=SUBCONTRACTOR FUNDS & PROCUREMENT CARD HUB PURCHASES, TC=TERM CONTRACT, I= INTER GOVERNMENTAL PAYMENTS.



TEXAS HISTORICALLY UNDERUTILIZED BUSINESS (HUB) ANNUAL REPORT RECEIVED FOR FISCAL YEAR 2024

SECTION VII - STATE AGENCY EXPENDITURE DATA

RECORD TYPE	TOTAL EXPENDITURE	TOTAL SPENT WITH HUBS AMOUNT / %	BLACK AMOUNT / %	HISPANIC AMOUNT / %	WOMAN AMOUNT / %	ASIAN PACIFIC AMOUNT / %	NATIVE AMERICAN AMOUNT / %	SERVICE-DISABLED VETERAN AMOUNT / %
105 - LEGISLATIVE REFERENCE LIBRARY - Statewide Grand Total Expenditures								
-I	0	0 / 0%	0 / 0%	0 / 0%	0 / 0%	0 / 0%	0 / 0%	0 / 0%
N	0	0 / 0%	0 / 0%	0 / 0%	0 / 0%	0 / 0%	0 / 0%	0 / 0%
S	***	0 / 0%	0 / 0%	0 / 0%	0 / 0%	0 / 0%	0 / 0%	0 / 0%
T	\$118,370	0 / 0%	0 / 0%	0 / 0%	0 / 0%	0 / 0%	0 / 0%	0 / 0%
-TC	0	0 / 0%	0 / 0%	0 / 0%	0 / 0%	0 / 0%	0 / 0%	0 / 0%
	\$118,370	0 / 0%	0 / 0%	0 / 0%	0 / 0%	0 / 0%	0 / 0%	0 / 0%

*** DOLLARS REPORTED BUT NOT SHOWN IN THESE COLUMNS. T=TREASURY, N=NON-TREASURY, S=SUBCONTRACTOR FUNDS & PROCUREMENT CARD HUB PURCHASES, TC=TERM CONTRACT, I= INTER GOVERNMENTAL PAYMENTS.



TEXAS HISTORICALLY UNDERUTILIZED BUSINESS (HUB) ANNUAL REPORT RECEIVED FOR FISCAL YEAR 2024

SECTION VII - STATE AGENCY EXPENDITURE DATA

RECORD TYPE	TOTAL EXPENDITURE	TOTAL SPENT WITH HUBS AMOUNT / %	BLACK AMOUNT / %	HISPANIC AMOUNT / %	WOMAN AMOUNT / %	ASIAN PACIFIC AMOUNT / %	NATIVE AMERICAN AMOUNT / %	SERVICE-DISABLED VETERAN AMOUNT / %
116 - SUNSET ADVISORY BOARD - HEAVY CONSTRUCTION UNADJUSTED GOAL IS 11.2%								
-I	0	0 / 0%	0 / 0%	0 / 0%	0 / 0%	0 / 0%	0 / 0%	0 / 0%
N	0	0 / 0%	0 / 0%	0 / 0%	0 / 0%	0 / 0%	0 / 0%	0 / 0%
S	***	0 / 0%	0 / 0%	0 / 0%	0 / 0%	0 / 0%	0 / 0%	0 / 0%
T	0	0 / 0%	0 / 0%	0 / 0%	0 / 0%	0 / 0%	0 / 0%	0 / 0%
-TC	0	0 / 0%	0 / 0%	0 / 0%	0 / 0%	0 / 0%	0 / 0%	0 / 0%
	0	0 / 0%	0 / 0%	0 / 0%	0 / 0%	0 / 0%	0 / 0%	0 / 0%
116 - SUNSET ADVISORY BOARD - BUILDING CONSTRUCTION UNADJUSTED GOAL IS 21.1%								
-I	0	0 / 0%	0 / 0%	0 / 0%	0 / 0%	0 / 0%	0 / 0%	0 / 0%
N	0	0 / 0%	0 / 0%	0 / 0%	0 / 0%	0 / 0%	0 / 0%	0 / 0%
S	***	0 / 0%	0 / 0%	0 / 0%	0 / 0%	0 / 0%	0 / 0%	0 / 0%
T	0	0 / 0%	0 / 0%	0 / 0%	0 / 0%	0 / 0%	0 / 0%	0 / 0%
-TC	0	0 / 0%	0 / 0%	0 / 0%	0 / 0%	0 / 0%	0 / 0%	0 / 0%
	0	0 / 0%	0 / 0%	0 / 0%	0 / 0%	0 / 0%	0 / 0%	0 / 0%
116 - SUNSET ADVISORY BOARD - SPECIAL TRADE UNADJUSTED GOAL IS 32.9%								
-I	0	0 / 0%	0 / 0%	0 / 0%	0 / 0%	0 / 0%	0 / 0%	0 / 0%
N	0	0 / 0%	0 / 0%	0 / 0%	0 / 0%	0 / 0%	0 / 0%	0 / 0%
S	***	0 / 0%	0 / 0%	0 / 0%	0 / 0%	0 / 0%	0 / 0%	0 / 0%
T	0	0 / 0%	0 / 0%	0 / 0%	0 / 0%	0 / 0%	0 / 0%	0 / 0%
-TC	0	0 / 0%	0 / 0%	0 / 0%	0 / 0%	0 / 0%	0 / 0%	0 / 0%
	0	0 / 0%	0 / 0%	0 / 0%	0 / 0%	0 / 0%	0 / 0%	0 / 0%

*** DOLLARS REPORTED BUT NOT SHOWN IN THESE COLUMNS. T=TREASURY, N=NON-TREASURY, S=SUBCONTRACTOR FUNDS & PROCUREMENT CARD HUB PURCHASES, TC=TERM CONTRACT, I= INTER GOVERNMENTAL PAYMENTS.



TEXAS HISTORICALLY UNDERUTILIZED BUSINESS (HUB) ANNUAL REPORT RECEIVED FOR FISCAL YEAR 2024

SECTION VII - STATE AGENCY EXPENDITURE DATA

RECORD TYPE	TOTAL EXPENDITURE	TOTAL SPENT WITH HUBS AMOUNT / %	BLACK AMOUNT / %	HISPANIC AMOUNT / %	WOMAN AMOUNT / %	ASIAN PACIFIC AMOUNT / %	NATIVE AMERICAN AMOUNT / %	SERVICE-DISABLED VETERAN AMOUNT / %
-------------	-------------------	----------------------------------	------------------	---------------------	------------------	--------------------------	----------------------------	-------------------------------------

116 - SUNSET ADVISORY BOARD - PROFESSIONAL SERVICES UNADJUSTED GOAL IS 23.7%

-I	0	0 / 0%	0 / 0%	0 / 0%	0 / 0%	0 / 0%	0 / 0%	0 / 0%
N	0	0 / 0%	0 / 0%	0 / 0%	0 / 0%	0 / 0%	0 / 0%	0 / 0%
S	***	0 / 0%	0 / 0%	0 / 0%	0 / 0%	0 / 0%	0 / 0%	0 / 0%
T	0	0 / 0%	0 / 0%	0 / 0%	0 / 0%	0 / 0%	0 / 0%	0 / 0%
-TC	0	0 / 0%	0 / 0%	0 / 0%	0 / 0%	0 / 0%	0 / 0%	0 / 0%
	0	0 / 0%	0 / 0%	0 / 0%	0 / 0%	0 / 0%	0 / 0%	0 / 0%

116 - SUNSET ADVISORY BOARD - OTHER SERVICES UNADJUSTED GOAL IS 26%

-I	0	0 / 0%	0 / 0%	0 / 0%	0 / 0%	0 / 0%	0 / 0%	0 / 0%
N	0	0 / 0%	0 / 0%	0 / 0%	0 / 0%	0 / 0%	0 / 0%	0 / 0%
S	***	0 / 0%	0 / 0%	0 / 0%	0 / 0%	0 / 0%	0 / 0%	0 / 0%
T	\$22,988	\$13,593 / 59.13%	0 / 0%	0 / 0%	\$13,593 / 59.13%	0 / 0%	0 / 0%	0 / 0%
-TC	0	0 / 0%	0 / 0%	0 / 0%	0 / 0%	0 / 0%	0 / 0%	0 / 0%
	\$22,988	\$13,593 / 59.13%	0 / 0%	0 / 0%	\$13,593 / 59.13%	0 / 0%	0 / 0%	0 / 0%

116 - SUNSET ADVISORY BOARD - COMMODITY PURCHASING UNADJUSTED GOAL IS 21.1%

-I	0	0 / 0%	0 / 0%	0 / 0%	0 / 0%	0 / 0%	0 / 0%	0 / 0%
N	0	0 / 0%	0 / 0%	0 / 0%	0 / 0%	0 / 0%	0 / 0%	0 / 0%
S	***	0 / 0%	0 / 0%	0 / 0%	0 / 0%	0 / 0%	0 / 0%	0 / 0%
T	\$24,605	\$3,690 / 15.00%	0 / 0%	0 / 0%	\$3,690 / 15.00%	0 / 0%	0 / 0%	0 / 0%
-TC	0	0 / 0%	0 / 0%	0 / 0%	0 / 0%	0 / 0%	0 / 0%	0 / 0%
	\$24,605	\$3,690 / 15.00%	0 / 0%	0 / 0%	\$3,690 / 15.00%	0 / 0%	0 / 0%	0 / 0%

*** DOLLARS REPORTED BUT NOT SHOWN IN THESE COLUMNS. T=TREASURY, N=NON-TREASURY, S=SUBCONTRACTOR FUNDS & PROCUREMENT CARD HUB PURCHASES, TC=TERM CONTRACT, I= INTER GOVERNMENTAL PAYMENTS.



TEXAS HISTORICALLY UNDERUTILIZED BUSINESS (HUB) ANNUAL REPORT RECEIVED FOR FISCAL YEAR 2024

SECTION VII - STATE AGENCY EXPENDITURE DATA

RECORD TYPE	TOTAL EXPENDITURE	TOTAL SPENT WITH HUBS AMOUNT / %	BLACK AMOUNT / %	HISPANIC AMOUNT / %	WOMAN AMOUNT / %	ASIAN PACIFIC AMOUNT / %	NATIVE AMERICAN AMOUNT / %	SERVICE-DISABLED VETERAN AMOUNT / %
116 - SUNSET ADVISORY BOARD - Statewide Grand Total Expenditures								
-I	0	0 / 0%	0 / 0%	0 / 0%	0 / 0%	0 / 0%	0 / 0%	0 / 0%
N	0	0 / 0%	0 / 0%	0 / 0%	0 / 0%	0 / 0%	0 / 0%	0 / 0%
S	***	0 / 0%	0 / 0%	0 / 0%	0 / 0%	0 / 0%	0 / 0%	0 / 0%
T	\$47,593	\$17,283 / 36.32%	0 / 0%	0 / 0%	\$17,283 / 36.32%	0 / 0%	0 / 0%	0 / 0%
-TC	0	0 / 0%	0 / 0%	0 / 0%	0 / 0%	0 / 0%	0 / 0%	0 / 0%
	\$47,593	\$17,283 / 36.32%	0 / 0%	0 / 0%	\$17,283 / 36.32%	0 / 0%	0 / 0%	0 / 0%

*** DOLLARS REPORTED BUT NOT SHOWN IN THESE COLUMNS. T=TREASURY, N=NON-TREASURY, S=SUBCONTRACTOR FUNDS & PROCUREMENT CARD HUB PURCHASES, TC=TERM CONTRACT, I= INTER GOVERNMENTAL PAYMENTS.



TEXAS HISTORICALLY UNDERUTILIZED BUSINESS (HUB) ANNUAL REPORT RECEIVED FOR FISCAL YEAR 2024

SECTION VII - STATE AGENCY EXPENDITURE DATA

RECORD TYPE	TOTAL EXPENDITURE	TOTAL SPENT WITH HUBS AMOUNT / %	BLACK AMOUNT / %	HISPANIC AMOUNT / %	WOMAN AMOUNT / %	ASIAN PACIFIC AMOUNT / %	NATIVE AMERICAN AMOUNT / %	SERVICE-DISABLED VETERAN AMOUNT / %
201 - SUPREME COURT - HEAVY CONSTRUCTION UNADJUSTED GOAL IS 11.2%								
-I	0	0 / 0%	0 / 0%	0 / 0%	0 / 0%	0 / 0%	0 / 0%	0 / 0%
N	0	0 / 0%	0 / 0%	0 / 0%	0 / 0%	0 / 0%	0 / 0%	0 / 0%
S	***	0 / 0%	0 / 0%	0 / 0%	0 / 0%	0 / 0%	0 / 0%	0 / 0%
T	0	0 / 0%	0 / 0%	0 / 0%	0 / 0%	0 / 0%	0 / 0%	0 / 0%
-TC	0	0 / 0%	0 / 0%	0 / 0%	0 / 0%	0 / 0%	0 / 0%	0 / 0%
	0	0 / 0%	0 / 0%	0 / 0%	0 / 0%	0 / 0%	0 / 0%	0 / 0%
201 - SUPREME COURT - BUILDING CONSTRUCTION UNADJUSTED GOAL IS 21.1%								
-I	0	0 / 0%	0 / 0%	0 / 0%	0 / 0%	0 / 0%	0 / 0%	0 / 0%
N	0	0 / 0%	0 / 0%	0 / 0%	0 / 0%	0 / 0%	0 / 0%	0 / 0%
S	***	0 / 0%	0 / 0%	0 / 0%	0 / 0%	0 / 0%	0 / 0%	0 / 0%
T	0	0 / 0%	0 / 0%	0 / 0%	0 / 0%	0 / 0%	0 / 0%	0 / 0%
-TC	0	0 / 0%	0 / 0%	0 / 0%	0 / 0%	0 / 0%	0 / 0%	0 / 0%
	0	0 / 0%	0 / 0%	0 / 0%	0 / 0%	0 / 0%	0 / 0%	0 / 0%
201 - SUPREME COURT - SPECIAL TRADE UNADJUSTED GOAL IS 32.9%								
-I	0	0 / 0%	0 / 0%	0 / 0%	0 / 0%	0 / 0%	0 / 0%	0 / 0%
N	0	0 / 0%	0 / 0%	0 / 0%	0 / 0%	0 / 0%	0 / 0%	0 / 0%
S	***	0 / 0%	0 / 0%	0 / 0%	0 / 0%	0 / 0%	0 / 0%	0 / 0%
T	0	0 / 0%	0 / 0%	0 / 0%	0 / 0%	0 / 0%	0 / 0%	0 / 0%
-TC	0	0 / 0%	0 / 0%	0 / 0%	0 / 0%	0 / 0%	0 / 0%	0 / 0%
	0	0 / 0%	0 / 0%	0 / 0%	0 / 0%	0 / 0%	0 / 0%	0 / 0%

*** DOLLARS REPORTED BUT NOT SHOWN IN THESE COLUMNS. T=TREASURY, N=NON-TREASURY, S=SUBCONTRACTOR FUNDS & PROCUREMENT CARD HUB PURCHASES, TC=TERM CONTRACT, I= INTER GOVERNMENTAL PAYMENTS.



TEXAS HISTORICALLY UNDERUTILIZED BUSINESS (HUB) ANNUAL REPORT RECEIVED FOR FISCAL YEAR 2024

SECTION VII - STATE AGENCY EXPENDITURE DATA

RECORD TYPE	TOTAL EXPENDITURE	TOTAL SPENT WITH HUBS AMOUNT / %	BLACK AMOUNT / %	HISPANIC AMOUNT / %	WOMAN AMOUNT / %	ASIAN PACIFIC AMOUNT / %	NATIVE AMERICAN AMOUNT / %	SERVICE-DISABLED VETERAN AMOUNT / %
201 - SUPREME COURT - PROFESSIONAL SERVICES UNADJUSTED GOAL IS 23.7%								
-I	0	0 / 0%	0 / 0%	0 / 0%	0 / 0%	0 / 0%	0 / 0%	0 / 0%
N	0	0 / 0%	0 / 0%	0 / 0%	0 / 0%	0 / 0%	0 / 0%	0 / 0%
S	***	0 / 0%	0 / 0%	0 / 0%	0 / 0%	0 / 0%	0 / 0%	0 / 0%
T	0	0 / 0%	0 / 0%	0 / 0%	0 / 0%	0 / 0%	0 / 0%	0 / 0%
-TC	0	0 / 0%	0 / 0%	0 / 0%	0 / 0%	0 / 0%	0 / 0%	0 / 0%
	0	0 / 0%	0 / 0%	0 / 0%	0 / 0%	0 / 0%	0 / 0%	0 / 0%

201 - SUPREME COURT - OTHER SERVICES UNADJUSTED GOAL IS 26%								
-I	0	0 / 0%	0 / 0%	0 / 0%	0 / 0%	0 / 0%	0 / 0%	0 / 0%
N	\$39,055	\$129 / 0.33%	0 / 0%	0 / 0%	0 / 0%	\$129 / 0.33%	0 / 0%	0 / 0%
S	***	0 / 0%	0 / 0%	0 / 0%	0 / 0%	0 / 0%	0 / 0%	0 / 0%
T	\$631,881	\$372,454 / 58.94%	0 / 0%	0 / 0%	\$371,020 / 58.72%	\$1,434 / 0.23%	0 / 0%	0 / 0%
-TC	\$934	0 / 0%	0 / 0%	0 / 0%	0 / 0%	0 / 0%	0 / 0%	0 / 0%
	\$670,002	\$372,583 / 55.61%	0 / 0%	0 / 0%	\$371,020 / 55.38%	\$1,563 / 0.23%	0 / 0%	0 / 0%

201 - SUPREME COURT - COMMODITY PURCHASING UNADJUSTED GOAL IS 21.1%								
-I	0	0 / 0%	0 / 0%	0 / 0%	0 / 0%	0 / 0%	0 / 0%	0 / 0%
N	\$2,141	\$2,005 / 93.65%	0 / 0%	0 / 0%	0 / 0%	\$2,005 / 93.65%	0 / 0%	0 / 0%
S	***	0 / 0%	0 / 0%	0 / 0%	0 / 0%	0 / 0%	0 / 0%	0 / 0%
T	\$99,456	\$4,354 / 4.38%	0 / 0%	0 / 0%	\$3,476 / 3.50%	\$878 / 0.88%	0 / 0%	0 / 0%
-TC	\$9,268	0 / 0%	0 / 0%	0 / 0%	0 / 0%	0 / 0%	0 / 0%	0 / 0%
	\$92,328	\$6,359 / 6.89%	0 / 0%	0 / 0%	\$3,476 / 3.77%	\$2,883 / 3.12%	0 / 0%	0 / 0%

*** DOLLARS REPORTED BUT NOT SHOWN IN THESE COLUMNS. T=TREASURY, N=NON-TREASURY, S=SUBCONTRACTOR FUNDS & PROCUREMENT CARD HUB PURCHASES, TC=TERM CONTRACT, I= INTER GOVERNMENTAL PAYMENTS.



TEXAS HISTORICALLY UNDERUTILIZED BUSINESS (HUB) ANNUAL REPORT RECEIVED FOR FISCAL YEAR 2024

SECTION VII - STATE AGENCY EXPENDITURE DATA

RECORD TYPE	TOTAL EXPENDITURE	TOTAL SPENT WITH HUBS AMOUNT / %	BLACK AMOUNT / %	HISPANIC AMOUNT / %	WOMAN AMOUNT / %	ASIAN PACIFIC AMOUNT / %	NATIVE AMERICAN AMOUNT / %	SERVICE-DISABLED VETERAN AMOUNT / %
201 - SUPREME COURT - Statewide Grand Total Expenditures								
-I	0	0 / 0%	0 / 0%	0 / 0%	0 / 0%	0 / 0%	0 / 0%	0 / 0%
N	\$41,195	\$2,134 / 5.18%	0 / 0%	0 / 0%	0 / 0%	\$2,134 / 5.18%	0 / 0%	0 / 0%
S	***	0 / 0%	0 / 0%	0 / 0%	0 / 0%	0 / 0%	0 / 0%	0 / 0%
T	\$731,337	\$376,808 / 51.52%	0 / 0%	0 / 0%	\$374,496 / 51.21%	\$2,312 / 0.32%	0 / 0%	0 / 0%
-TC	\$10,202	0 / 0%	0 / 0%	0 / 0%	0 / 0%	0 / 0%	0 / 0%	0 / 0%
	\$762,330	\$378,942 / 49.71%	0 / 0%	0 / 0%	\$374,496 / 49.13%	\$4,446 / 0.58%	0 / 0%	0 / 0%

*** DOLLARS REPORTED BUT NOT SHOWN IN THESE COLUMNS. T=TREASURY, N=NON-TREASURY, S=SUBCONTRACTOR FUNDS & PROCUREMENT CARD HUB PURCHASES, TC=TERM CONTRACT, I= INTER GOVERNMENTAL PAYMENTS.



TEXAS HISTORICALLY UNDERUTILIZED BUSINESS (HUB) ANNUAL REPORT RECEIVED FOR FISCAL YEAR 2024

SECTION VII - STATE AGENCY EXPENDITURE DATA

RECORD TYPE	TOTAL EXPENDITURE	TOTAL SPENT WITH HUBS AMOUNT / %	BLACK AMOUNT / %	HISPANIC AMOUNT / %	WOMAN AMOUNT / %	ASIAN PACIFIC AMOUNT / %	NATIVE AMERICAN AMOUNT / %	SERVICE-DISABLED VETERAN AMOUNT / %
211 - COURT OF CRIMINAL APPEALS - HEAVY CONSTRUCTION UNADJUSTED GOAL IS 11.2%								
-I	0	0 / 0%	0 / 0%	0 / 0%	0 / 0%	0 / 0%	0 / 0%	0 / 0%
N	0	0 / 0%	0 / 0%	0 / 0%	0 / 0%	0 / 0%	0 / 0%	0 / 0%
S	***	0 / 0%	0 / 0%	0 / 0%	0 / 0%	0 / 0%	0 / 0%	0 / 0%
T	0	0 / 0%	0 / 0%	0 / 0%	0 / 0%	0 / 0%	0 / 0%	0 / 0%
-TC	0	0 / 0%	0 / 0%	0 / 0%	0 / 0%	0 / 0%	0 / 0%	0 / 0%
	0	0 / 0%	0 / 0%	0 / 0%	0 / 0%	0 / 0%	0 / 0%	0 / 0%

211 - COURT OF CRIMINAL APPEALS - BUILDING CONSTRUCTION UNADJUSTED GOAL IS 21.1%								
-I	0	0 / 0%	0 / 0%	0 / 0%	0 / 0%	0 / 0%	0 / 0%	0 / 0%
N	0	0 / 0%	0 / 0%	0 / 0%	0 / 0%	0 / 0%	0 / 0%	0 / 0%
S	***	0 / 0%	0 / 0%	0 / 0%	0 / 0%	0 / 0%	0 / 0%	0 / 0%
T	0	0 / 0%	0 / 0%	0 / 0%	0 / 0%	0 / 0%	0 / 0%	0 / 0%
-TC	0	0 / 0%	0 / 0%	0 / 0%	0 / 0%	0 / 0%	0 / 0%	0 / 0%
	0	0 / 0%	0 / 0%	0 / 0%	0 / 0%	0 / 0%	0 / 0%	0 / 0%

211 - COURT OF CRIMINAL APPEALS - SPECIAL TRADE UNADJUSTED GOAL IS 32.9%								
-I	0	0 / 0%	0 / 0%	0 / 0%	0 / 0%	0 / 0%	0 / 0%	0 / 0%
N	0	0 / 0%	0 / 0%	0 / 0%	0 / 0%	0 / 0%	0 / 0%	0 / 0%
S	***	0 / 0%	0 / 0%	0 / 0%	0 / 0%	0 / 0%	0 / 0%	0 / 0%
T	0	0 / 0%	0 / 0%	0 / 0%	0 / 0%	0 / 0%	0 / 0%	0 / 0%
-TC	0	0 / 0%	0 / 0%	0 / 0%	0 / 0%	0 / 0%	0 / 0%	0 / 0%
	0	0 / 0%	0 / 0%	0 / 0%	0 / 0%	0 / 0%	0 / 0%	0 / 0%

*** DOLLARS REPORTED BUT NOT SHOWN IN THESE COLUMNS. T=TREASURY, N=NON-TREASURY, S=SUBCONTRACTOR FUNDS & PROCUREMENT CARD HUB PURCHASES, TC=TERM CONTRACT, I= INTER GOVERNMENTAL PAYMENTS.



TEXAS HISTORICALLY UNDERUTILIZED BUSINESS (HUB) ANNUAL REPORT RECEIVED FOR FISCAL YEAR 2024

SECTION VII - STATE AGENCY EXPENDITURE DATA

RECORD TYPE	TOTAL EXPENDITURE	TOTAL SPENT WITH HUBS AMOUNT / %	BLACK AMOUNT / %	HISPANIC AMOUNT / %	WOMAN AMOUNT / %	ASIAN PACIFIC AMOUNT / %	NATIVE AMERICAN AMOUNT / %	SERVICE-DISABLED VETERAN AMOUNT / %
-------------	-------------------	----------------------------------	------------------	---------------------	------------------	--------------------------	----------------------------	-------------------------------------

211 - COURT OF CRIMINAL APPEALS - PROFESSIONAL SERVICES UNADJUSTED GOAL IS 23.7%

-I	0	0 / 0%	0 / 0%	0 / 0%	0 / 0%	0 / 0%	0 / 0%	0 / 0%
N	0	0 / 0%	0 / 0%	0 / 0%	0 / 0%	0 / 0%	0 / 0%	0 / 0%
S	***	0 / 0%	0 / 0%	0 / 0%	0 / 0%	0 / 0%	0 / 0%	0 / 0%
T	0	0 / 0%	0 / 0%	0 / 0%	0 / 0%	0 / 0%	0 / 0%	0 / 0%
-TC	0	0 / 0%	0 / 0%	0 / 0%	0 / 0%	0 / 0%	0 / 0%	0 / 0%
	0	0 / 0%	0 / 0%	0 / 0%	0 / 0%	0 / 0%	0 / 0%	0 / 0%

211 - COURT OF CRIMINAL APPEALS - OTHER SERVICES UNADJUSTED GOAL IS 26%

-I	0	0 / 0%	0 / 0%	0 / 0%	0 / 0%	0 / 0%	0 / 0%	0 / 0%
N	0	0 / 0%	0 / 0%	0 / 0%	0 / 0%	0 / 0%	0 / 0%	0 / 0%
S	***	0 / 0%	0 / 0%	0 / 0%	0 / 0%	0 / 0%	0 / 0%	0 / 0%
T	\$57,175	0 / 0%	0 / 0%	0 / 0%	0 / 0%	0 / 0%	0 / 0%	0 / 0%
-TC	\$36	0 / 0%	0 / 0%	0 / 0%	0 / 0%	0 / 0%	0 / 0%	0 / 0%
	\$57,139	0 / 0%	0 / 0%	0 / 0%	0 / 0%	0 / 0%	0 / 0%	0 / 0%

211 - COURT OF CRIMINAL APPEALS - COMMODITY PURCHASING UNADJUSTED GOAL IS 21.1%

-I	0	0 / 0%	0 / 0%	0 / 0%	0 / 0%	0 / 0%	0 / 0%	0 / 0%
N	0	0 / 0%	0 / 0%	0 / 0%	0 / 0%	0 / 0%	0 / 0%	0 / 0%
S	***	0 / 0%	0 / 0%	0 / 0%	0 / 0%	0 / 0%	0 / 0%	0 / 0%
T	\$16,684	\$2,268 / 13.60%	0 / 0%	0 / 0%	\$2,268 / 13.60%	0 / 0%	0 / 0%	0 / 0%
-TC	\$435	0 / 0%	0 / 0%	0 / 0%	0 / 0%	0 / 0%	0 / 0%	0 / 0%
	\$16,249	\$2,268 / 13.96%	0 / 0%	0 / 0%	\$2,268 / 13.96%	0 / 0%	0 / 0%	0 / 0%

*** DOLLARS REPORTED BUT NOT SHOWN IN THESE COLUMNS. T=TREASURY, N=NON-TREASURY, S=SUBCONTRACTOR FUNDS & PROCUREMENT CARD HUB PURCHASES, TC=TERM CONTRACT, I= INTER GOVERNMENTAL PAYMENTS.



TEXAS HISTORICALLY UNDERUTILIZED BUSINESS (HUB) ANNUAL REPORT RECEIVED FOR FISCAL YEAR 2024

SECTION VII - STATE AGENCY EXPENDITURE DATA

RECORD TYPE	TOTAL EXPENDITURE	TOTAL SPENT WITH HUBS AMOUNT / %	BLACK AMOUNT / %	HISPANIC AMOUNT / %	WOMAN AMOUNT / %	ASIAN PACIFIC AMOUNT / %	NATIVE AMERICAN AMOUNT / %	SERVICE-DISABLED VETERAN AMOUNT / %
211 - COURT OF CRIMINAL APPEALS - Statewide Grand Total Expenditures								
-I	0	0 / 0%	0 / 0%	0 / 0%	0 / 0%	0 / 0%	0 / 0%	0 / 0%
N	0	0 / 0%	0 / 0%	0 / 0%	0 / 0%	0 / 0%	0 / 0%	0 / 0%
S	***	0 / 0%	0 / 0%	0 / 0%	0 / 0%	0 / 0%	0 / 0%	0 / 0%
T	\$73,859	\$2,268 / 3.07%	0 / 0%	0 / 0%	\$2,268 / 3.07%	0 / 0%	0 / 0%	0 / 0%
-TC	\$471	0 / 0%	0 / 0%	0 / 0%	0 / 0%	0 / 0%	0 / 0%	0 / 0%
	\$73,389	\$2,268 / 3.09%	0 / 0%	0 / 0%	\$2,268 / 3.09%	0 / 0%	0 / 0%	0 / 0%

*** DOLLARS REPORTED BUT NOT SHOWN IN THESE COLUMNS. T=TREASURY, N=NON-TREASURY, S=SUBCONTRACTOR FUNDS & PROCUREMENT CARD HUB PURCHASES, TC=TERM CONTRACT, I= INTER GOVERNMENTAL PAYMENTS.



TEXAS HISTORICALLY UNDERUTILIZED BUSINESS (HUB) ANNUAL REPORT RECEIVED FOR FISCAL YEAR 2024

SECTION VII - STATE AGENCY EXPENDITURE DATA

RECORD TYPE	TOTAL EXPENDITURE	TOTAL SPENT WITH HUBS AMOUNT / %	BLACK AMOUNT / %	HISPANIC AMOUNT / %	WOMAN AMOUNT / %	ASIAN PACIFIC AMOUNT / %	NATIVE AMERICAN AMOUNT / %	SERVICE-DISABLED VETERAN AMOUNT / %
212 - OFFICE OF COURT ADMINISTRATION - HEAVY CONSTRUCTION UNADJUSTED GOAL IS 11.2%								
-I	0	0 / 0%	0 / 0%	0 / 0%	0 / 0%	0 / 0%	0 / 0%	0 / 0%
N	0	0 / 0%	0 / 0%	0 / 0%	0 / 0%	0 / 0%	0 / 0%	0 / 0%
S	***	0 / 0%	0 / 0%	0 / 0%	0 / 0%	0 / 0%	0 / 0%	0 / 0%
T	0	0 / 0%	0 / 0%	0 / 0%	0 / 0%	0 / 0%	0 / 0%	0 / 0%
-TC	0	0 / 0%	0 / 0%	0 / 0%	0 / 0%	0 / 0%	0 / 0%	0 / 0%
	0	0 / 0%	0 / 0%	0 / 0%	0 / 0%	0 / 0%	0 / 0%	0 / 0%
212 - OFFICE OF COURT ADMINISTRATION - BUILDING CONSTRUCTION UNADJUSTED GOAL IS 21.1%								
-I	0	0 / 0%	0 / 0%	0 / 0%	0 / 0%	0 / 0%	0 / 0%	0 / 0%
N	0	0 / 0%	0 / 0%	0 / 0%	0 / 0%	0 / 0%	0 / 0%	0 / 0%
S	***	0 / 0%	0 / 0%	0 / 0%	0 / 0%	0 / 0%	0 / 0%	0 / 0%
T	0	0 / 0%	0 / 0%	0 / 0%	0 / 0%	0 / 0%	0 / 0%	0 / 0%
-TC	0	0 / 0%	0 / 0%	0 / 0%	0 / 0%	0 / 0%	0 / 0%	0 / 0%
	0	0 / 0%	0 / 0%	0 / 0%	0 / 0%	0 / 0%	0 / 0%	0 / 0%
212 - OFFICE OF COURT ADMINISTRATION - SPECIAL TRADE UNADJUSTED GOAL IS 32.9%								
-I	0	0 / 0%	0 / 0%	0 / 0%	0 / 0%	0 / 0%	0 / 0%	0 / 0%
N	0	0 / 0%	0 / 0%	0 / 0%	0 / 0%	0 / 0%	0 / 0%	0 / 0%
S	***	0 / 0%	0 / 0%	0 / 0%	0 / 0%	0 / 0%	0 / 0%	0 / 0%
T	\$18,833	0 / 0%	0 / 0%	0 / 0%	0 / 0%	0 / 0%	0 / 0%	0 / 0%
-TC	0	0 / 0%	0 / 0%	0 / 0%	0 / 0%	0 / 0%	0 / 0%	0 / 0%
	\$18,833	0 / 0%	0 / 0%	0 / 0%	0 / 0%	0 / 0%	0 / 0%	0 / 0%

*** DOLLARS REPORTED BUT NOT SHOWN IN THESE COLUMNS. T=TREASURY, N=NON-TREASURY, S=SUBCONTRACTOR FUNDS & PROCUREMENT CARD HUB PURCHASES, TC=TERM CONTRACT, I= INTER GOVERNMENTAL PAYMENTS.



TEXAS HISTORICALLY UNDERUTILIZED BUSINESS (HUB) ANNUAL REPORT RECEIVED FOR FISCAL YEAR 2024

SECTION VII - STATE AGENCY EXPENDITURE DATA

RECORD TYPE	TOTAL EXPENDITURE	TOTAL SPENT WITH HUBS AMOUNT / %	BLACK AMOUNT / %	HISPANIC AMOUNT / %	WOMAN AMOUNT / %	ASIAN PACIFIC AMOUNT / %	NATIVE AMERICAN AMOUNT / %	SERVICE-DISABLED VETERAN AMOUNT / %
212 - OFFICE OF COURT ADMINISTRATION - PROFESSIONAL SERVICES UNADJUSTED GOAL IS 23.7%								
-I	0	0 / 0%	0 / 0%	0 / 0%	0 / 0%	0 / 0%	0 / 0%	0 / 0%
N	0	0 / 0%	0 / 0%	0 / 0%	0 / 0%	0 / 0%	0 / 0%	0 / 0%
S	***	0 / 0%	0 / 0%	0 / 0%	0 / 0%	0 / 0%	0 / 0%	0 / 0%
T	0	0 / 0%	0 / 0%	0 / 0%	0 / 0%	0 / 0%	0 / 0%	0 / 0%
-TC	0	0 / 0%	0 / 0%	0 / 0%	0 / 0%	0 / 0%	0 / 0%	0 / 0%
	0	0 / 0%	0 / 0%	0 / 0%	0 / 0%	0 / 0%	0 / 0%	0 / 0%

212 - OFFICE OF COURT ADMINISTRATION - OTHER SERVICES UNADJUSTED GOAL IS 26%								
-I	\$1,080,339	0 / 0%	0 / 0%	0 / 0%	0 / 0%	0 / 0%	0 / 0%	0 / 0%
N	0	0 / 0%	0 / 0%	0 / 0%	0 / 0%	0 / 0%	0 / 0%	0 / 0%
S	***	0 / 0%	0 / 0%	0 / 0%	0 / 0%	0 / 0%	0 / 0%	0 / 0%
T	\$28,804,246	\$1,108,022 / 3.85%	0 / 0%	\$692,890 / 2.41%	\$24,382 / 0.08%	\$289,881 / 1.01%	\$100,868 / 0.35%	0 / 0%
-TC	\$15,488	0 / 0%	0 / 0%	0 / 0%	0 / 0%	0 / 0%	0 / 0%	0 / 0%
	\$27,708,418	\$1,108,022 / 4.00%	0 / 0%	\$692,890 / 2.50%	\$24,382 / 0.09%	\$289,881 / 1.05%	\$100,868 / 0.36%	0 / 0%

212 - OFFICE OF COURT ADMINISTRATION - COMMODITY PURCHASING UNADJUSTED GOAL IS 21.1%								
-I	\$-14	0 / 0%	0 / 0%	0 / 0%	0 / 0%	0 / 0%	0 / 0%	0 / 0%
N	0	0 / 0%	0 / 0%	0 / 0%	0 / 0%	0 / 0%	0 / 0%	0 / 0%
S	***	0 / 0%	0 / 0%	0 / 0%	0 / 0%	0 / 0%	0 / 0%	0 / 0%
T	\$990,254	\$90,459 / 9.13%	0 / 0%	0 / 0%	\$22,777 / 2.30%	\$67,682 / 6.83%	0 / 0%	0 / 0%
-TC	\$13,253	0 / 0%	0 / 0%	0 / 0%	0 / 0%	0 / 0%	0 / 0%	0 / 0%
	\$977,015	\$90,459 / 9.26%	0 / 0%	0 / 0%	\$22,777 / 2.33%	\$67,682 / 6.93%	0 / 0%	0 / 0%

*** DOLLARS REPORTED BUT NOT SHOWN IN THESE COLUMNS. T=TREASURY, N=NON-TREASURY, S=SUBCONTRACTOR FUNDS & PROCUREMENT CARD HUB PURCHASES, TC=TERM CONTRACT, I= INTER GOVERNMENTAL PAYMENTS.



TEXAS HISTORICALLY UNDERUTILIZED BUSINESS (HUB) ANNUAL REPORT RECEIVED FOR FISCAL YEAR 2024

SECTION VII - STATE AGENCY EXPENDITURE DATA

RECORD TYPE	TOTAL EXPENDITURE	TOTAL SPENT WITH HUBS AMOUNT / %	BLACK AMOUNT / %	HISPANIC AMOUNT / %	WOMAN AMOUNT / %	ASIAN PACIFIC AMOUNT / %	NATIVE AMERICAN AMOUNT / %	SERVICE-DISABLED VETERAN AMOUNT / %
212 - OFFICE OF COURT ADMINISTRATION - Statewide Grand Total Expenditures								
-I	\$1,080,326	0 / 0%	0 / 0%	0 / 0%	0 / 0%	0 / 0%	0 / 0%	0 / 0%
N	0	0 / 0%	0 / 0%	0 / 0%	0 / 0%	0 / 0%	0 / 0%	0 / 0%
S	***	0 / 0%	0 / 0%	0 / 0%	0 / 0%	0 / 0%	0 / 0%	0 / 0%
T	\$29,813,333	\$1,198,481 / 4.02%	0 / 0%	\$692,890 / 2.32%	\$47,159 / 0.16%	\$357,563 / 1.20%	\$100,868 / 0.34%	0 / 0%
-TC	\$28,741	0 / 0%	0 / 0%	0 / 0%	0 / 0%	0 / 0%	0 / 0%	0 / 0%
	\$28,704,266	\$1,198,481 / 4.18%	0 / 0%	\$692,890 / 2.41%	\$47,159 / 0.16%	\$357,563 / 1.25%	\$100,868 / 0.35%	0 / 0%

*** DOLLARS REPORTED BUT NOT SHOWN IN THESE COLUMNS. T=TREASURY, N=NON-TREASURY, S=SUBCONTRACTOR FUNDS & PROCUREMENT CARD HUB PURCHASES, TC=TERM CONTRACT, I= INTER GOVERNMENTAL PAYMENTS.



TEXAS HISTORICALLY UNDERUTILIZED BUSINESS (HUB) ANNUAL REPORT RECEIVED FOR FISCAL YEAR 2024

SECTION VII - STATE AGENCY EXPENDITURE DATA

RECORD TYPE	TOTAL EXPENDITURE	TOTAL SPENT WITH HUBS AMOUNT / %	BLACK AMOUNT / %	HISPANIC AMOUNT / %	WOMAN AMOUNT / %	ASIAN PACIFIC AMOUNT / %	NATIVE AMERICAN AMOUNT / %	SERVICE-DISABLED VETERAN AMOUNT / %
-------------	-------------------	----------------------------------	------------------	---------------------	------------------	--------------------------	----------------------------	-------------------------------------

213 - OFFICE OF STATE PROSECUTING ATTORNEY - HEAVY CONSTRUCTION UNADJUSTED GOAL IS 11.2%

-I	0	0 / 0%	0 / 0%	0 / 0%	0 / 0%	0 / 0%	0 / 0%	0 / 0%
N	0	0 / 0%	0 / 0%	0 / 0%	0 / 0%	0 / 0%	0 / 0%	0 / 0%
S	***	0 / 0%	0 / 0%	0 / 0%	0 / 0%	0 / 0%	0 / 0%	0 / 0%
T	0	0 / 0%	0 / 0%	0 / 0%	0 / 0%	0 / 0%	0 / 0%	0 / 0%
-TC	0	0 / 0%	0 / 0%	0 / 0%	0 / 0%	0 / 0%	0 / 0%	0 / 0%
	0	0 / 0%	0 / 0%	0 / 0%	0 / 0%	0 / 0%	0 / 0%	0 / 0%

213 - OFFICE OF STATE PROSECUTING ATTORNEY - BUILDING CONSTRUCTION UNADJUSTED GOAL IS 21.1%

-I	0	0 / 0%	0 / 0%	0 / 0%	0 / 0%	0 / 0%	0 / 0%	0 / 0%
N	0	0 / 0%	0 / 0%	0 / 0%	0 / 0%	0 / 0%	0 / 0%	0 / 0%
S	***	0 / 0%	0 / 0%	0 / 0%	0 / 0%	0 / 0%	0 / 0%	0 / 0%
T	0	0 / 0%	0 / 0%	0 / 0%	0 / 0%	0 / 0%	0 / 0%	0 / 0%
-TC	0	0 / 0%	0 / 0%	0 / 0%	0 / 0%	0 / 0%	0 / 0%	0 / 0%
	0	0 / 0%	0 / 0%	0 / 0%	0 / 0%	0 / 0%	0 / 0%	0 / 0%

213 - OFFICE OF STATE PROSECUTING ATTORNEY - SPECIAL TRADE UNADJUSTED GOAL IS 32.9%

-I	0	0 / 0%	0 / 0%	0 / 0%	0 / 0%	0 / 0%	0 / 0%	0 / 0%
N	0	0 / 0%	0 / 0%	0 / 0%	0 / 0%	0 / 0%	0 / 0%	0 / 0%
S	***	0 / 0%	0 / 0%	0 / 0%	0 / 0%	0 / 0%	0 / 0%	0 / 0%
T	0	0 / 0%	0 / 0%	0 / 0%	0 / 0%	0 / 0%	0 / 0%	0 / 0%
-TC	0	0 / 0%	0 / 0%	0 / 0%	0 / 0%	0 / 0%	0 / 0%	0 / 0%
	0	0 / 0%	0 / 0%	0 / 0%	0 / 0%	0 / 0%	0 / 0%	0 / 0%

*** DOLLARS REPORTED BUT NOT SHOWN IN THESE COLUMNS. T=TREASURY, N=NON-TREASURY, S=SUBCONTRACTOR FUNDS & PROCUREMENT CARD HUB PURCHASES, TC=TERM CONTRACT, I= INTER GOVERNMENTAL PAYMENTS.



TEXAS HISTORICALLY UNDERUTILIZED BUSINESS (HUB) ANNUAL REPORT RECEIVED FOR FISCAL YEAR 2024

SECTION VII - STATE AGENCY EXPENDITURE DATA

RECORD TYPE	TOTAL EXPENDITURE	TOTAL SPENT WITH HUBS AMOUNT / %	BLACK AMOUNT / %	HISPANIC AMOUNT / %	WOMAN AMOUNT / %	ASIAN PACIFIC AMOUNT / %	NATIVE AMERICAN AMOUNT / %	SERVICE-DISABLED VETERAN AMOUNT / %
213 - OFFICE OF STATE PROSECUTING ATTORNEY - PROFESSIONAL SERVICES UNADJUSTED GOAL IS 23.7%								
-I	0	0 / 0%	0 / 0%	0 / 0%	0 / 0%	0 / 0%	0 / 0%	0 / 0%
N	0	0 / 0%	0 / 0%	0 / 0%	0 / 0%	0 / 0%	0 / 0%	0 / 0%
S	***	0 / 0%	0 / 0%	0 / 0%	0 / 0%	0 / 0%	0 / 0%	0 / 0%
T	0	0 / 0%	0 / 0%	0 / 0%	0 / 0%	0 / 0%	0 / 0%	0 / 0%
-TC	0	0 / 0%	0 / 0%	0 / 0%	0 / 0%	0 / 0%	0 / 0%	0 / 0%
	0	0 / 0%	0 / 0%	0 / 0%	0 / 0%	0 / 0%	0 / 0%	0 / 0%

213 - OFFICE OF STATE PROSECUTING ATTORNEY - OTHER SERVICES UNADJUSTED GOAL IS 26%								
-I	0	0 / 0%	0 / 0%	0 / 0%	0 / 0%	0 / 0%	0 / 0%	0 / 0%
N	0	0 / 0%	0 / 0%	0 / 0%	0 / 0%	0 / 0%	0 / 0%	0 / 0%
S	***	0 / 0%	0 / 0%	0 / 0%	0 / 0%	0 / 0%	0 / 0%	0 / 0%
T	\$650	0 / 0%	0 / 0%	0 / 0%	0 / 0%	0 / 0%	0 / 0%	0 / 0%
-TC	0	0 / 0%	0 / 0%	0 / 0%	0 / 0%	0 / 0%	0 / 0%	0 / 0%
	\$650	0 / 0%	0 / 0%	0 / 0%	0 / 0%	0 / 0%	0 / 0%	0 / 0%

213 - OFFICE OF STATE PROSECUTING ATTORNEY - COMMODITY PURCHASING UNADJUSTED GOAL IS 21.1%								
-I	0	0 / 0%	0 / 0%	0 / 0%	0 / 0%	0 / 0%	0 / 0%	0 / 0%
N	0	0 / 0%	0 / 0%	0 / 0%	0 / 0%	0 / 0%	0 / 0%	0 / 0%
S	***	0 / 0%	0 / 0%	0 / 0%	0 / 0%	0 / 0%	0 / 0%	0 / 0%
T	0	0 / 0%	0 / 0%	0 / 0%	0 / 0%	0 / 0%	0 / 0%	0 / 0%
-TC	0	0 / 0%	0 / 0%	0 / 0%	0 / 0%	0 / 0%	0 / 0%	0 / 0%
	0	0 / 0%	0 / 0%	0 / 0%	0 / 0%	0 / 0%	0 / 0%	0 / 0%

*** DOLLARS REPORTED BUT NOT SHOWN IN THESE COLUMNS. T=TREASURY, N=NON-TREASURY, S=SUBCONTRACTOR FUNDS & PROCUREMENT CARD HUB PURCHASES, TC=TERM CONTRACT, I= INTER GOVERNMENTAL PAYMENTS.



TEXAS HISTORICALLY UNDERUTILIZED BUSINESS (HUB) ANNUAL REPORT RECEIVED FOR FISCAL YEAR 2024

SECTION VII - STATE AGENCY EXPENDITURE DATA

RECORD TYPE	TOTAL EXPENDITURE	TOTAL SPENT WITH HUBS AMOUNT / %	BLACK AMOUNT / %	HISPANIC AMOUNT / %	WOMAN AMOUNT / %	ASIAN PACIFIC AMOUNT / %	NATIVE AMERICAN AMOUNT / %	SERVICE-DISABLED VETERAN AMOUNT / %
213 - OFFICE OF STATE PROSECUTING ATTORNEY - Statewide Grand Total Expenditures								
-I	0	0 / 0%	0 / 0%	0 / 0%	0 / 0%	0 / 0%	0 / 0%	0 / 0%
N	0	0 / 0%	0 / 0%	0 / 0%	0 / 0%	0 / 0%	0 / 0%	0 / 0%
S	***	0 / 0%	0 / 0%	0 / 0%	0 / 0%	0 / 0%	0 / 0%	0 / 0%
T	\$650	0 / 0%	0 / 0%	0 / 0%	0 / 0%	0 / 0%	0 / 0%	0 / 0%
-TC	0	0 / 0%	0 / 0%	0 / 0%	0 / 0%	0 / 0%	0 / 0%	0 / 0%
	\$650	0 / 0%	0 / 0%	0 / 0%	0 / 0%	0 / 0%	0 / 0%	0 / 0%

*** DOLLARS REPORTED BUT NOT SHOWN IN THESE COLUMNS. T=TREASURY, N=NON-TREASURY, S=SUBCONTRACTOR FUNDS & PROCUREMENT CARD HUB PURCHASES, TC=TERM CONTRACT, I= INTER GOVERNMENTAL PAYMENTS.



TEXAS HISTORICALLY UNDERUTILIZED BUSINESS (HUB) ANNUAL REPORT RECEIVED FOR FISCAL YEAR 2024

SECTION VII - STATE AGENCY EXPENDITURE DATA

RECORD TYPE	TOTAL EXPENDITURE	TOTAL SPENT WITH HUBS AMOUNT / %	BLACK AMOUNT / %	HISPANIC AMOUNT / %	WOMAN AMOUNT / %	ASIAN PACIFIC AMOUNT / %	NATIVE AMERICAN AMOUNT / %	SERVICE-DISABLED VETERAN AMOUNT / %
-------------	-------------------	----------------------------------	------------------	---------------------	------------------	--------------------------	----------------------------	-------------------------------------

215 - OFFICE OF CAPITAL AND FORENSIC WRITS - HEAVY CONSTRUCTION UNADJUSTED GOAL IS 11.2%

-I	0	0 / 0%	0 / 0%	0 / 0%	0 / 0%	0 / 0%	0 / 0%	0 / 0%
N	0	0 / 0%	0 / 0%	0 / 0%	0 / 0%	0 / 0%	0 / 0%	0 / 0%
S	***	0 / 0%	0 / 0%	0 / 0%	0 / 0%	0 / 0%	0 / 0%	0 / 0%
T	0	0 / 0%	0 / 0%	0 / 0%	0 / 0%	0 / 0%	0 / 0%	0 / 0%
-TC	0	0 / 0%	0 / 0%	0 / 0%	0 / 0%	0 / 0%	0 / 0%	0 / 0%
	0	0 / 0%	0 / 0%	0 / 0%	0 / 0%	0 / 0%	0 / 0%	0 / 0%

215 - OFFICE OF CAPITAL AND FORENSIC WRITS - BUILDING CONSTRUCTION UNADJUSTED GOAL IS 21.1%

-I	0	0 / 0%	0 / 0%	0 / 0%	0 / 0%	0 / 0%	0 / 0%	0 / 0%
N	0	0 / 0%	0 / 0%	0 / 0%	0 / 0%	0 / 0%	0 / 0%	0 / 0%
S	***	0 / 0%	0 / 0%	0 / 0%	0 / 0%	0 / 0%	0 / 0%	0 / 0%
T	0	0 / 0%	0 / 0%	0 / 0%	0 / 0%	0 / 0%	0 / 0%	0 / 0%
-TC	0	0 / 0%	0 / 0%	0 / 0%	0 / 0%	0 / 0%	0 / 0%	0 / 0%
	0	0 / 0%	0 / 0%	0 / 0%	0 / 0%	0 / 0%	0 / 0%	0 / 0%

215 - OFFICE OF CAPITAL AND FORENSIC WRITS - SPECIAL TRADE UNADJUSTED GOAL IS 32.9%

-I	0	0 / 0%	0 / 0%	0 / 0%	0 / 0%	0 / 0%	0 / 0%	0 / 0%
N	0	0 / 0%	0 / 0%	0 / 0%	0 / 0%	0 / 0%	0 / 0%	0 / 0%
S	***	0 / 0%	0 / 0%	0 / 0%	0 / 0%	0 / 0%	0 / 0%	0 / 0%
T	0	0 / 0%	0 / 0%	0 / 0%	0 / 0%	0 / 0%	0 / 0%	0 / 0%
-TC	0	0 / 0%	0 / 0%	0 / 0%	0 / 0%	0 / 0%	0 / 0%	0 / 0%
	0	0 / 0%	0 / 0%	0 / 0%	0 / 0%	0 / 0%	0 / 0%	0 / 0%

*** DOLLARS REPORTED BUT NOT SHOWN IN THESE COLUMNS. T=TREASURY, N=NON-TREASURY, S=SUBCONTRACTOR FUNDS & PROCUREMENT CARD HUB PURCHASES, TC=TERM CONTRACT, I= INTER GOVERNMENTAL PAYMENTS.



TEXAS HISTORICALLY UNDERUTILIZED BUSINESS (HUB) ANNUAL REPORT RECEIVED FOR FISCAL YEAR 2024

SECTION VII - STATE AGENCY EXPENDITURE DATA

RECORD TYPE	TOTAL EXPENDITURE	TOTAL SPENT WITH HUBS AMOUNT / %	BLACK AMOUNT / %	HISPANIC AMOUNT / %	WOMAN AMOUNT / %	ASIAN PACIFIC AMOUNT / %	NATIVE AMERICAN AMOUNT / %	SERVICE-DISABLED VETERAN AMOUNT / %
215 - OFFICE OF CAPITAL AND FORENSIC WRITS - PROFESSIONAL SERVICES UNADJUSTED GOAL IS 23.7%								
-I	0	0 / 0%	0 / 0%	0 / 0%	0 / 0%	0 / 0%	0 / 0%	0 / 0%
N	0	0 / 0%	0 / 0%	0 / 0%	0 / 0%	0 / 0%	0 / 0%	0 / 0%
S	***	0 / 0%	0 / 0%	0 / 0%	0 / 0%	0 / 0%	0 / 0%	0 / 0%
T	\$1,004	0 / 0%	0 / 0%	0 / 0%	0 / 0%	0 / 0%	0 / 0%	0 / 0%
-TC	0	0 / 0%	0 / 0%	0 / 0%	0 / 0%	0 / 0%	0 / 0%	0 / 0%
	\$1,004	0 / 0%	0 / 0%	0 / 0%	0 / 0%	0 / 0%	0 / 0%	0 / 0%
215 - OFFICE OF CAPITAL AND FORENSIC WRITS - OTHER SERVICES UNADJUSTED GOAL IS 26%								
-I	0	0 / 0%	0 / 0%	0 / 0%	0 / 0%	0 / 0%	0 / 0%	0 / 0%
N	0	0 / 0%	0 / 0%	0 / 0%	0 / 0%	0 / 0%	0 / 0%	0 / 0%
S	***	0 / 0%	0 / 0%	0 / 0%	0 / 0%	0 / 0%	0 / 0%	0 / 0%
T	\$70,053	0 / 0%	0 / 0%	0 / 0%	0 / 0%	0 / 0%	0 / 0%	0 / 0%
-TC	\$19	0 / 0%	0 / 0%	0 / 0%	0 / 0%	0 / 0%	0 / 0%	0 / 0%
	\$70,034	0 / 0%	0 / 0%	0 / 0%	0 / 0%	0 / 0%	0 / 0%	0 / 0%
215 - OFFICE OF CAPITAL AND FORENSIC WRITS - COMMODITY PURCHASING UNADJUSTED GOAL IS 21.1%								
-I	0	0 / 0%	0 / 0%	0 / 0%	0 / 0%	0 / 0%	0 / 0%	0 / 0%
N	0	0 / 0%	0 / 0%	0 / 0%	0 / 0%	0 / 0%	0 / 0%	0 / 0%
S	***	0 / 0%	0 / 0%	0 / 0%	0 / 0%	0 / 0%	0 / 0%	0 / 0%
T	\$54,577	\$45,646 / 83.64%	0 / 0%	\$44,687 / 81.88%	\$959 / 1.76%	0 / 0%	0 / 0%	0 / 0%
-TC	0	0 / 0%	0 / 0%	0 / 0%	0 / 0%	0 / 0%	0 / 0%	0 / 0%
	\$54,577	\$45,646 / 83.64%	0 / 0%	\$44,687 / 81.88%	\$959 / 1.76%	0 / 0%	0 / 0%	0 / 0%

*** DOLLARS REPORTED BUT NOT SHOWN IN THESE COLUMNS. T=TREASURY, N=NON-TREASURY, S=SUBCONTRACTOR FUNDS & PROCUREMENT CARD HUB PURCHASES, TC=TERM CONTRACT, I= INTER GOVERNMENTAL PAYMENTS.



TEXAS HISTORICALLY UNDERUTILIZED BUSINESS (HUB) ANNUAL REPORT RECEIVED FOR FISCAL YEAR 2024

SECTION VII - STATE AGENCY EXPENDITURE DATA

RECORD TYPE	TOTAL EXPENDITURE	TOTAL SPENT WITH HUBS AMOUNT / %	BLACK AMOUNT / %	HISPANIC AMOUNT / %	WOMAN AMOUNT / %	ASIAN PACIFIC AMOUNT / %	NATIVE AMERICAN AMOUNT / %	SERVICE-DISABLED VETERAN AMOUNT / %
215 - OFFICE OF CAPITAL AND FORENSIC WRITS - Statewide Grand Total Expenditures								
-I	0	0 / 0%	0 / 0%	0 / 0%	0 / 0%	0 / 0%	0 / 0%	0 / 0%
N	0	0 / 0%	0 / 0%	0 / 0%	0 / 0%	0 / 0%	0 / 0%	0 / 0%
S	***	0 / 0%	0 / 0%	0 / 0%	0 / 0%	0 / 0%	0 / 0%	0 / 0%
T	\$125,634	\$45,646 / 36.33%	0 / 0%	\$44,687 / 35.57%	\$959 / 0.76%	0 / 0%	0 / 0%	0 / 0%
-TC	\$19	0 / 0%	0 / 0%	0 / 0%	0 / 0%	0 / 0%	0 / 0%	0 / 0%
	\$125,616	\$45,646 / 36.34%	0 / 0%	\$44,687 / 35.57%	\$959 / 0.76%	0 / 0%	0 / 0%	0 / 0%

*** DOLLARS REPORTED BUT NOT SHOWN IN THESE COLUMNS. T=TREASURY, N=NON-TREASURY, S=SUBCONTRACTOR FUNDS & PROCUREMENT CARD HUB PURCHASES, TC=TERM CONTRACT, I= INTER GOVERNMENTAL PAYMENTS.



TEXAS HISTORICALLY UNDERUTILIZED BUSINESS (HUB) ANNUAL REPORT RECEIVED FOR FISCAL YEAR 2024

SECTION VII - STATE AGENCY EXPENDITURE DATA

RECORD TYPE	TOTAL EXPENDITURE	TOTAL SPENT WITH HUBS AMOUNT / %	BLACK AMOUNT / %	HISPANIC AMOUNT / %	WOMAN AMOUNT / %	ASIAN PACIFIC AMOUNT / %	NATIVE AMERICAN AMOUNT / %	SERVICE-DISABLED VETERAN AMOUNT / %
221 - FIRST COURT OF APPEALS - HEAVY CONSTRUCTION UNADJUSTED GOAL IS 11.2%								
-I	0	0 / 0%	0 / 0%	0 / 0%	0 / 0%	0 / 0%	0 / 0%	0 / 0%
N	0	0 / 0%	0 / 0%	0 / 0%	0 / 0%	0 / 0%	0 / 0%	0 / 0%
S	***	0 / 0%	0 / 0%	0 / 0%	0 / 0%	0 / 0%	0 / 0%	0 / 0%
T	0	0 / 0%	0 / 0%	0 / 0%	0 / 0%	0 / 0%	0 / 0%	0 / 0%
-TC	0	0 / 0%	0 / 0%	0 / 0%	0 / 0%	0 / 0%	0 / 0%	0 / 0%
	0	0 / 0%	0 / 0%	0 / 0%	0 / 0%	0 / 0%	0 / 0%	0 / 0%

221 - FIRST COURT OF APPEALS - BUILDING CONSTRUCTION UNADJUSTED GOAL IS 21.1%								
-I	0	0 / 0%	0 / 0%	0 / 0%	0 / 0%	0 / 0%	0 / 0%	0 / 0%
N	0	0 / 0%	0 / 0%	0 / 0%	0 / 0%	0 / 0%	0 / 0%	0 / 0%
S	***	0 / 0%	0 / 0%	0 / 0%	0 / 0%	0 / 0%	0 / 0%	0 / 0%
T	0	0 / 0%	0 / 0%	0 / 0%	0 / 0%	0 / 0%	0 / 0%	0 / 0%
-TC	0	0 / 0%	0 / 0%	0 / 0%	0 / 0%	0 / 0%	0 / 0%	0 / 0%
	0	0 / 0%	0 / 0%	0 / 0%	0 / 0%	0 / 0%	0 / 0%	0 / 0%

221 - FIRST COURT OF APPEALS - SPECIAL TRADE UNADJUSTED GOAL IS 32.9%								
-I	0	0 / 0%	0 / 0%	0 / 0%	0 / 0%	0 / 0%	0 / 0%	0 / 0%
N	0	0 / 0%	0 / 0%	0 / 0%	0 / 0%	0 / 0%	0 / 0%	0 / 0%
S	***	0 / 0%	0 / 0%	0 / 0%	0 / 0%	0 / 0%	0 / 0%	0 / 0%
T	0	0 / 0%	0 / 0%	0 / 0%	0 / 0%	0 / 0%	0 / 0%	0 / 0%
-TC	0	0 / 0%	0 / 0%	0 / 0%	0 / 0%	0 / 0%	0 / 0%	0 / 0%
	0	0 / 0%	0 / 0%	0 / 0%	0 / 0%	0 / 0%	0 / 0%	0 / 0%

*** DOLLARS REPORTED BUT NOT SHOWN IN THESE COLUMNS. T=TREASURY, N=NON-TREASURY, S=SUBCONTRACTOR FUNDS & PROCUREMENT CARD HUB PURCHASES, TC=TERM CONTRACT, I= INTER GOVERNMENTAL PAYMENTS.



TEXAS HISTORICALLY UNDERUTILIZED BUSINESS (HUB) ANNUAL REPORT RECEIVED FOR FISCAL YEAR 2024

SECTION VII - STATE AGENCY EXPENDITURE DATA

RECORD TYPE	TOTAL EXPENDITURE	TOTAL SPENT WITH HUBS AMOUNT / %	BLACK AMOUNT / %	HISPANIC AMOUNT / %	WOMAN AMOUNT / %	ASIAN PACIFIC AMOUNT / %	NATIVE AMERICAN AMOUNT / %	SERVICE-DISABLED VETERAN AMOUNT / %
221 - FIRST COURT OF APPEALS - PROFESSIONAL SERVICES UNADJUSTED GOAL IS 23.7%								
-I	0	0 / 0%	0 / 0%	0 / 0%	0 / 0%	0 / 0%	0 / 0%	0 / 0%
N	0	0 / 0%	0 / 0%	0 / 0%	0 / 0%	0 / 0%	0 / 0%	0 / 0%
S	***	0 / 0%	0 / 0%	0 / 0%	0 / 0%	0 / 0%	0 / 0%	0 / 0%
T	0	0 / 0%	0 / 0%	0 / 0%	0 / 0%	0 / 0%	0 / 0%	0 / 0%
-TC	0	0 / 0%	0 / 0%	0 / 0%	0 / 0%	0 / 0%	0 / 0%	0 / 0%
	0	0 / 0%	0 / 0%	0 / 0%	0 / 0%	0 / 0%	0 / 0%	0 / 0%

221 - FIRST COURT OF APPEALS - OTHER SERVICES UNADJUSTED GOAL IS 26%								
-I	0	0 / 0%	0 / 0%	0 / 0%	0 / 0%	0 / 0%	0 / 0%	0 / 0%
N	0	0 / 0%	0 / 0%	0 / 0%	0 / 0%	0 / 0%	0 / 0%	0 / 0%
S	***	0 / 0%	0 / 0%	0 / 0%	0 / 0%	0 / 0%	0 / 0%	0 / 0%
T	\$16,865	0 / 0%	0 / 0%	0 / 0%	0 / 0%	0 / 0%	0 / 0%	0 / 0%
-TC	\$75	0 / 0%	0 / 0%	0 / 0%	0 / 0%	0 / 0%	0 / 0%	0 / 0%
	\$16,790	0 / 0%	0 / 0%	0 / 0%	0 / 0%	0 / 0%	0 / 0%	0 / 0%

221 - FIRST COURT OF APPEALS - COMMODITY PURCHASING UNADJUSTED GOAL IS 21.1%								
-I	0	0 / 0%	0 / 0%	0 / 0%	0 / 0%	0 / 0%	0 / 0%	0 / 0%
N	0	0 / 0%	0 / 0%	0 / 0%	0 / 0%	0 / 0%	0 / 0%	0 / 0%
S	***	0 / 0%	0 / 0%	0 / 0%	0 / 0%	0 / 0%	0 / 0%	0 / 0%
T	\$3,249	0 / 0%	0 / 0%	0 / 0%	0 / 0%	0 / 0%	0 / 0%	0 / 0%
-TC	0	0 / 0%	0 / 0%	0 / 0%	0 / 0%	0 / 0%	0 / 0%	0 / 0%
	\$3,249	0 / 0%	0 / 0%	0 / 0%	0 / 0%	0 / 0%	0 / 0%	0 / 0%

*** DOLLARS REPORTED BUT NOT SHOWN IN THESE COLUMNS. T=TREASURY, N=NON-TREASURY, S=SUBCONTRACTOR FUNDS & PROCUREMENT CARD HUB PURCHASES, TC=TERM CONTRACT, I= INTER GOVERNMENTAL PAYMENTS.



TEXAS HISTORICALLY UNDERUTILIZED BUSINESS (HUB) ANNUAL REPORT RECEIVED FOR FISCAL YEAR 2024

SECTION VII - STATE AGENCY EXPENDITURE DATA

RECORD TYPE	TOTAL EXPENDITURE	TOTAL SPENT WITH HUBS AMOUNT / %	BLACK AMOUNT / %	HISPANIC AMOUNT / %	WOMAN AMOUNT / %	ASIAN PACIFIC AMOUNT / %	NATIVE AMERICAN AMOUNT / %	SERVICE-DISABLED VETERAN AMOUNT / %
221 - FIRST COURT OF APPEALS - Statewide Grand Total Expenditures								
-I	0	0 / 0%	0 / 0%	0 / 0%	0 / 0%	0 / 0%	0 / 0%	0 / 0%
N	0	0 / 0%	0 / 0%	0 / 0%	0 / 0%	0 / 0%	0 / 0%	0 / 0%
S	***	0 / 0%	0 / 0%	0 / 0%	0 / 0%	0 / 0%	0 / 0%	0 / 0%
T	\$20,114	0 / 0%	0 / 0%	0 / 0%	0 / 0%	0 / 0%	0 / 0%	0 / 0%
-TC	\$75	0 / 0%	0 / 0%	0 / 0%	0 / 0%	0 / 0%	0 / 0%	0 / 0%
	\$20,040	0 / 0%	0 / 0%	0 / 0%	0 / 0%	0 / 0%	0 / 0%	0 / 0%

*** DOLLARS REPORTED BUT NOT SHOWN IN THESE COLUMNS. T=TREASURY, N=NON-TREASURY, S=SUBCONTRACTOR FUNDS & PROCUREMENT CARD HUB PURCHASES, TC=TERM CONTRACT, I= INTER GOVERNMENTAL PAYMENTS.



TEXAS HISTORICALLY UNDERUTILIZED BUSINESS (HUB) ANNUAL REPORT RECEIVED FOR FISCAL YEAR 2024

SECTION VII - STATE AGENCY EXPENDITURE DATA

RECORD TYPE	TOTAL EXPENDITURE	TOTAL SPENT WITH HUBS AMOUNT / %	BLACK AMOUNT / %	HISPANIC AMOUNT / %	WOMAN AMOUNT / %	ASIAN PACIFIC AMOUNT / %	NATIVE AMERICAN AMOUNT / %	SERVICE-DISABLED VETERAN AMOUNT / %
222 - COURT OF APPEALS - SECOND COURT - HEAVY CONSTRUCTION UNADJUSTED GOAL IS 11.2%								
-I	0	0 / 0%	0 / 0%	0 / 0%	0 / 0%	0 / 0%	0 / 0%	0 / 0%
N	0	0 / 0%	0 / 0%	0 / 0%	0 / 0%	0 / 0%	0 / 0%	0 / 0%
S	***	0 / 0%	0 / 0%	0 / 0%	0 / 0%	0 / 0%	0 / 0%	0 / 0%
T	0	0 / 0%	0 / 0%	0 / 0%	0 / 0%	0 / 0%	0 / 0%	0 / 0%
-TC	0	0 / 0%	0 / 0%	0 / 0%	0 / 0%	0 / 0%	0 / 0%	0 / 0%
	0	0 / 0%	0 / 0%	0 / 0%	0 / 0%	0 / 0%	0 / 0%	0 / 0%

222 - COURT OF APPEALS - SECOND COURT - BUILDING CONSTRUCTION UNADJUSTED GOAL IS 21.1%								
-I	0	0 / 0%	0 / 0%	0 / 0%	0 / 0%	0 / 0%	0 / 0%	0 / 0%
N	0	0 / 0%	0 / 0%	0 / 0%	0 / 0%	0 / 0%	0 / 0%	0 / 0%
S	***	0 / 0%	0 / 0%	0 / 0%	0 / 0%	0 / 0%	0 / 0%	0 / 0%
T	0	0 / 0%	0 / 0%	0 / 0%	0 / 0%	0 / 0%	0 / 0%	0 / 0%
-TC	0	0 / 0%	0 / 0%	0 / 0%	0 / 0%	0 / 0%	0 / 0%	0 / 0%
	0	0 / 0%	0 / 0%	0 / 0%	0 / 0%	0 / 0%	0 / 0%	0 / 0%

222 - COURT OF APPEALS - SECOND COURT - SPECIAL TRADE UNADJUSTED GOAL IS 32.9%								
-I	0	0 / 0%	0 / 0%	0 / 0%	0 / 0%	0 / 0%	0 / 0%	0 / 0%
N	0	0 / 0%	0 / 0%	0 / 0%	0 / 0%	0 / 0%	0 / 0%	0 / 0%
S	***	0 / 0%	0 / 0%	0 / 0%	0 / 0%	0 / 0%	0 / 0%	0 / 0%
T	0	0 / 0%	0 / 0%	0 / 0%	0 / 0%	0 / 0%	0 / 0%	0 / 0%
-TC	0	0 / 0%	0 / 0%	0 / 0%	0 / 0%	0 / 0%	0 / 0%	0 / 0%
	0	0 / 0%	0 / 0%	0 / 0%	0 / 0%	0 / 0%	0 / 0%	0 / 0%

*** DOLLARS REPORTED BUT NOT SHOWN IN THESE COLUMNS. T=TREASURY, N=NON-TREASURY, S=SUBCONTRACTOR FUNDS & PROCUREMENT CARD HUB PURCHASES, TC=TERM CONTRACT, I= INTER GOVERNMENTAL PAYMENTS.



TEXAS HISTORICALLY UNDERUTILIZED BUSINESS (HUB) ANNUAL REPORT RECEIVED FOR FISCAL YEAR 2024

SECTION VII - STATE AGENCY EXPENDITURE DATA

RECORD TYPE	TOTAL EXPENDITURE	TOTAL SPENT WITH HUBS AMOUNT / %	BLACK AMOUNT / %	HISPANIC AMOUNT / %	WOMAN AMOUNT / %	ASIAN PACIFIC AMOUNT / %	NATIVE AMERICAN AMOUNT / %	SERVICE-DISABLED VETERAN AMOUNT / %
222 - COURT OF APPEALS - SECOND COURT - PROFESSIONAL SERVICES UNADJUSTED GOAL IS 23.7%								
-I	0	0 / 0%	0 / 0%	0 / 0%	0 / 0%	0 / 0%	0 / 0%	0 / 0%
N	0	0 / 0%	0 / 0%	0 / 0%	0 / 0%	0 / 0%	0 / 0%	0 / 0%
S	***	0 / 0%	0 / 0%	0 / 0%	0 / 0%	0 / 0%	0 / 0%	0 / 0%
T	0	0 / 0%	0 / 0%	0 / 0%	0 / 0%	0 / 0%	0 / 0%	0 / 0%
-TC	0	0 / 0%	0 / 0%	0 / 0%	0 / 0%	0 / 0%	0 / 0%	0 / 0%
	0	0 / 0%	0 / 0%	0 / 0%	0 / 0%	0 / 0%	0 / 0%	0 / 0%

222 - COURT OF APPEALS - SECOND COURT - OTHER SERVICES UNADJUSTED GOAL IS 26%								
-I	0	0 / 0%	0 / 0%	0 / 0%	0 / 0%	0 / 0%	0 / 0%	0 / 0%
N	0	0 / 0%	0 / 0%	0 / 0%	0 / 0%	0 / 0%	0 / 0%	0 / 0%
S	***	0 / 0%	0 / 0%	0 / 0%	0 / 0%	0 / 0%	0 / 0%	0 / 0%
T	\$96,123	\$61 / 0.06%	\$61 / 0.06%	0 / 0%	0 / 0%	0 / 0%	0 / 0%	0 / 0%
-TC	0	0 / 0%	0 / 0%	0 / 0%	0 / 0%	0 / 0%	0 / 0%	0 / 0%
	\$96,123	\$61 / 0.06%	\$61 / 0.06%	0 / 0%	0 / 0%	0 / 0%	0 / 0%	0 / 0%

222 - COURT OF APPEALS - SECOND COURT - COMMODITY PURCHASING UNADJUSTED GOAL IS 21.1%								
-I	0	0 / 0%	0 / 0%	0 / 0%	0 / 0%	0 / 0%	0 / 0%	0 / 0%
N	0	0 / 0%	0 / 0%	0 / 0%	0 / 0%	0 / 0%	0 / 0%	0 / 0%
S	***	0 / 0%	0 / 0%	0 / 0%	0 / 0%	0 / 0%	0 / 0%	0 / 0%
T	\$12,863	\$3,426 / 26.63%	\$1,202 / 9.35%	0 / 0%	\$2,224 / 17.29%	0 / 0%	0 / 0%	0 / 0%
-TC	\$2,342	0 / 0%	0 / 0%	0 / 0%	0 / 0%	0 / 0%	0 / 0%	0 / 0%
	\$10,521	\$3,426 / 32.56%	\$1,202 / 11.43%	0 / 0%	\$2,224 / 21.14%	0 / 0%	0 / 0%	0 / 0%

*** DOLLARS REPORTED BUT NOT SHOWN IN THESE COLUMNS. T=TREASURY, N=NON-TREASURY, S=SUBCONTRACTOR FUNDS & PROCUREMENT CARD HUB PURCHASES, TC=TERM CONTRACT, I= INTER GOVERNMENTAL PAYMENTS.



TEXAS HISTORICALLY UNDERUTILIZED BUSINESS (HUB) ANNUAL REPORT RECEIVED FOR FISCAL YEAR 2024

SECTION VII - STATE AGENCY EXPENDITURE DATA

RECORD TYPE	TOTAL EXPENDITURE	TOTAL SPENT WITH HUBS AMOUNT / %	BLACK AMOUNT / %	HISPANIC AMOUNT / %	WOMAN AMOUNT / %	ASIAN PACIFIC AMOUNT / %	NATIVE AMERICAN AMOUNT / %	SERVICE-DISABLED VETERAN AMOUNT / %
222 - COURT OF APPEALS - SECOND COURT - Statewide Grand Total Expenditures								
-I	0	0 / 0%	0 / 0%	0 / 0%	0 / 0%	0 / 0%	0 / 0%	0 / 0%
N	0	0 / 0%	0 / 0%	0 / 0%	0 / 0%	0 / 0%	0 / 0%	0 / 0%
S	***	0 / 0%	0 / 0%	0 / 0%	0 / 0%	0 / 0%	0 / 0%	0 / 0%
T	\$108,987	\$3,487 / 3.20%	\$1,264 / 1.16%	0 / 0%	\$2,224 / 2.04%	0 / 0%	0 / 0%	0 / 0%
-TC	\$2,342	0 / 0%	0 / 0%	0 / 0%	0 / 0%	0 / 0%	0 / 0%	0 / 0%
	\$106,644	\$3,487 / 3.27%	\$1,264 / 1.18%	0 / 0%	\$2,224 / 2.09%	0 / 0%	0 / 0%	0 / 0%

*** DOLLARS REPORTED BUT NOT SHOWN IN THESE COLUMNS. T=TREASURY, N=NON-TREASURY, S=SUBCONTRACTOR FUNDS & PROCUREMENT CARD HUB PURCHASES, TC=TERM CONTRACT, I= INTER GOVERNMENTAL PAYMENTS.



TEXAS HISTORICALLY UNDERUTILIZED BUSINESS (HUB) ANNUAL REPORT RECEIVED FOR FISCAL YEAR 2024

SECTION VII - STATE AGENCY EXPENDITURE DATA

RECORD TYPE	TOTAL EXPENDITURE	TOTAL SPENT WITH HUBS AMOUNT / %	BLACK AMOUNT / %	HISPANIC AMOUNT / %	WOMAN AMOUNT / %	ASIAN PACIFIC AMOUNT / %	NATIVE AMERICAN AMOUNT / %	SERVICE-DISABLED VETERAN AMOUNT / %
223 - COURT OF APPEALS - THIRD COURT - HEAVY CONSTRUCTION UNADJUSTED GOAL IS 11.2%								
-I	0	0 / 0%	0 / 0%	0 / 0%	0 / 0%	0 / 0%	0 / 0%	0 / 0%
N	0	0 / 0%	0 / 0%	0 / 0%	0 / 0%	0 / 0%	0 / 0%	0 / 0%
S	***	0 / 0%	0 / 0%	0 / 0%	0 / 0%	0 / 0%	0 / 0%	0 / 0%
T	0	0 / 0%	0 / 0%	0 / 0%	0 / 0%	0 / 0%	0 / 0%	0 / 0%
-TC	0	0 / 0%	0 / 0%	0 / 0%	0 / 0%	0 / 0%	0 / 0%	0 / 0%
	0	0 / 0%	0 / 0%	0 / 0%	0 / 0%	0 / 0%	0 / 0%	0 / 0%
223 - COURT OF APPEALS - THIRD COURT - BUILDING CONSTRUCTION UNADJUSTED GOAL IS 21.1%								
-I	0	0 / 0%	0 / 0%	0 / 0%	0 / 0%	0 / 0%	0 / 0%	0 / 0%
N	0	0 / 0%	0 / 0%	0 / 0%	0 / 0%	0 / 0%	0 / 0%	0 / 0%
S	***	0 / 0%	0 / 0%	0 / 0%	0 / 0%	0 / 0%	0 / 0%	0 / 0%
T	0	0 / 0%	0 / 0%	0 / 0%	0 / 0%	0 / 0%	0 / 0%	0 / 0%
-TC	0	0 / 0%	0 / 0%	0 / 0%	0 / 0%	0 / 0%	0 / 0%	0 / 0%
	0	0 / 0%	0 / 0%	0 / 0%	0 / 0%	0 / 0%	0 / 0%	0 / 0%
223 - COURT OF APPEALS - THIRD COURT - SPECIAL TRADE UNADJUSTED GOAL IS 32.9%								
-I	0	0 / 0%	0 / 0%	0 / 0%	0 / 0%	0 / 0%	0 / 0%	0 / 0%
N	0	0 / 0%	0 / 0%	0 / 0%	0 / 0%	0 / 0%	0 / 0%	0 / 0%
S	***	0 / 0%	0 / 0%	0 / 0%	0 / 0%	0 / 0%	0 / 0%	0 / 0%
T	0	0 / 0%	0 / 0%	0 / 0%	0 / 0%	0 / 0%	0 / 0%	0 / 0%
-TC	0	0 / 0%	0 / 0%	0 / 0%	0 / 0%	0 / 0%	0 / 0%	0 / 0%
	0	0 / 0%	0 / 0%	0 / 0%	0 / 0%	0 / 0%	0 / 0%	0 / 0%

*** DOLLARS REPORTED BUT NOT SHOWN IN THESE COLUMNS. T=TREASURY, N=NON-TREASURY, S=SUBCONTRACTOR FUNDS & PROCUREMENT CARD HUB PURCHASES, TC=TERM CONTRACT, I= INTER GOVERNMENTAL PAYMENTS.



TEXAS HISTORICALLY UNDERUTILIZED BUSINESS (HUB) ANNUAL REPORT RECEIVED FOR FISCAL YEAR 2024

SECTION VII - STATE AGENCY EXPENDITURE DATA

RECORD TYPE	TOTAL EXPENDITURE	TOTAL SPENT WITH HUBS AMOUNT / %	BLACK AMOUNT / %	HISPANIC AMOUNT / %	WOMAN AMOUNT / %	ASIAN PACIFIC AMOUNT / %	NATIVE AMERICAN AMOUNT / %	SERVICE-DISABLED VETERAN AMOUNT / %
223 - COURT OF APPEALS - THIRD COURT - PROFESSIONAL SERVICES UNADJUSTED GOAL IS 23.7%								
-I	0	0 / 0%	0 / 0%	0 / 0%	0 / 0%	0 / 0%	0 / 0%	0 / 0%
N	0	0 / 0%	0 / 0%	0 / 0%	0 / 0%	0 / 0%	0 / 0%	0 / 0%
S	***	0 / 0%	0 / 0%	0 / 0%	0 / 0%	0 / 0%	0 / 0%	0 / 0%
T	0	0 / 0%	0 / 0%	0 / 0%	0 / 0%	0 / 0%	0 / 0%	0 / 0%
-TC	0	0 / 0%	0 / 0%	0 / 0%	0 / 0%	0 / 0%	0 / 0%	0 / 0%
	0	0 / 0%	0 / 0%	0 / 0%	0 / 0%	0 / 0%	0 / 0%	0 / 0%

223 - COURT OF APPEALS - THIRD COURT - OTHER SERVICES UNADJUSTED GOAL IS 26%								
-I	0	0 / 0%	0 / 0%	0 / 0%	0 / 0%	0 / 0%	0 / 0%	0 / 0%
N	0	0 / 0%	0 / 0%	0 / 0%	0 / 0%	0 / 0%	0 / 0%	0 / 0%
S	***	0 / 0%	0 / 0%	0 / 0%	0 / 0%	0 / 0%	0 / 0%	0 / 0%
T	0	0 / 0%	0 / 0%	0 / 0%	0 / 0%	0 / 0%	0 / 0%	0 / 0%
-TC	0	0 / 0%	0 / 0%	0 / 0%	0 / 0%	0 / 0%	0 / 0%	0 / 0%
	0	0 / 0%	0 / 0%	0 / 0%	0 / 0%	0 / 0%	0 / 0%	0 / 0%

223 - COURT OF APPEALS - THIRD COURT - COMMODITY PURCHASING UNADJUSTED GOAL IS 21.1%								
-I	0	0 / 0%	0 / 0%	0 / 0%	0 / 0%	0 / 0%	0 / 0%	0 / 0%
N	0	0 / 0%	0 / 0%	0 / 0%	0 / 0%	0 / 0%	0 / 0%	0 / 0%
S	***	0 / 0%	0 / 0%	0 / 0%	0 / 0%	0 / 0%	0 / 0%	0 / 0%
T	0	0 / 0%	0 / 0%	0 / 0%	0 / 0%	0 / 0%	0 / 0%	0 / 0%
-TC	0	0 / 0%	0 / 0%	0 / 0%	0 / 0%	0 / 0%	0 / 0%	0 / 0%
	0	0 / 0%	0 / 0%	0 / 0%	0 / 0%	0 / 0%	0 / 0%	0 / 0%

*** DOLLARS REPORTED BUT NOT SHOWN IN THESE COLUMNS. T=TREASURY, N=NON-TREASURY, S=SUBCONTRACTOR FUNDS & PROCUREMENT CARD HUB PURCHASES, TC=TERM CONTRACT, I= INTER GOVERNMENTAL PAYMENTS.



TEXAS HISTORICALLY UNDERUTILIZED BUSINESS (HUB) ANNUAL REPORT RECEIVED FOR FISCAL YEAR 2024

SECTION VII - STATE AGENCY EXPENDITURE DATA

RECORD TYPE	TOTAL EXPENDITURE	TOTAL SPENT WITH HUBS AMOUNT / %	BLACK AMOUNT / %	HISPANIC AMOUNT / %	WOMAN AMOUNT / %	ASIAN PACIFIC AMOUNT / %	NATIVE AMERICAN AMOUNT / %	SERVICE-DISABLED VETERAN AMOUNT / %
223 - COURT OF APPEALS - THIRD COURT - Statewide Grand Total Expenditures								
-I	0	0 / 0%	0 / 0%	0 / 0%	0 / 0%	0 / 0%	0 / 0%	0 / 0%
N	0	0 / 0%	0 / 0%	0 / 0%	0 / 0%	0 / 0%	0 / 0%	0 / 0%
S	***	0 / 0%	0 / 0%	0 / 0%	0 / 0%	0 / 0%	0 / 0%	0 / 0%
T	0	0 / 0%	0 / 0%	0 / 0%	0 / 0%	0 / 0%	0 / 0%	0 / 0%
-TC	0	0 / 0%	0 / 0%	0 / 0%	0 / 0%	0 / 0%	0 / 0%	0 / 0%
	0	0 / 0%	0 / 0%	0 / 0%	0 / 0%	0 / 0%	0 / 0%	0 / 0%

*** DOLLARS REPORTED BUT NOT SHOWN IN THESE COLUMNS. T=TREASURY, N=NON-TREASURY, S=SUBCONTRACTOR FUNDS & PROCUREMENT CARD HUB PURCHASES, TC=TERM CONTRACT, I= INTER GOVERNMENTAL PAYMENTS.



TEXAS HISTORICALLY UNDERUTILIZED BUSINESS (HUB) ANNUAL REPORT RECEIVED FOR FISCAL YEAR 2024

SECTION VII - STATE AGENCY EXPENDITURE DATA

RECORD TYPE	TOTAL EXPENDITURE	TOTAL SPENT WITH HUBS AMOUNT / %	BLACK AMOUNT / %	HISPANIC AMOUNT / %	WOMAN AMOUNT / %	ASIAN PACIFIC AMOUNT / %	NATIVE AMERICAN AMOUNT / %	SERVICE-DISABLED VETERAN AMOUNT / %
224 - COURT OF APPEALS - FOURTH COURT - HEAVY CONSTRUCTION UNADJUSTED GOAL IS 11.2%								
-I	0	0 / 0%	0 / 0%	0 / 0%	0 / 0%	0 / 0%	0 / 0%	0 / 0%
N	0	0 / 0%	0 / 0%	0 / 0%	0 / 0%	0 / 0%	0 / 0%	0 / 0%
S	***	0 / 0%	0 / 0%	0 / 0%	0 / 0%	0 / 0%	0 / 0%	0 / 0%
T	0	0 / 0%	0 / 0%	0 / 0%	0 / 0%	0 / 0%	0 / 0%	0 / 0%
-TC	0	0 / 0%	0 / 0%	0 / 0%	0 / 0%	0 / 0%	0 / 0%	0 / 0%
	0	0 / 0%	0 / 0%	0 / 0%	0 / 0%	0 / 0%	0 / 0%	0 / 0%
224 - COURT OF APPEALS - FOURTH COURT - BUILDING CONSTRUCTION UNADJUSTED GOAL IS 21.1%								
-I	0	0 / 0%	0 / 0%	0 / 0%	0 / 0%	0 / 0%	0 / 0%	0 / 0%
N	0	0 / 0%	0 / 0%	0 / 0%	0 / 0%	0 / 0%	0 / 0%	0 / 0%
S	***	0 / 0%	0 / 0%	0 / 0%	0 / 0%	0 / 0%	0 / 0%	0 / 0%
T	0	0 / 0%	0 / 0%	0 / 0%	0 / 0%	0 / 0%	0 / 0%	0 / 0%
-TC	0	0 / 0%	0 / 0%	0 / 0%	0 / 0%	0 / 0%	0 / 0%	0 / 0%
	0	0 / 0%	0 / 0%	0 / 0%	0 / 0%	0 / 0%	0 / 0%	0 / 0%
224 - COURT OF APPEALS - FOURTH COURT - SPECIAL TRADE UNADJUSTED GOAL IS 32.9%								
-I	0	0 / 0%	0 / 0%	0 / 0%	0 / 0%	0 / 0%	0 / 0%	0 / 0%
N	0	0 / 0%	0 / 0%	0 / 0%	0 / 0%	0 / 0%	0 / 0%	0 / 0%
S	***	0 / 0%	0 / 0%	0 / 0%	0 / 0%	0 / 0%	0 / 0%	0 / 0%
T	\$22,176	\$22,176 / 100.00%	0 / 0%	\$22,176 / 100.00%	0 / 0%	0 / 0%	0 / 0%	0 / 0%
-TC	0	0 / 0%	0 / 0%	0 / 0%	0 / 0%	0 / 0%	0 / 0%	0 / 0%
	\$22,176	\$22,176 / 100.00%	0 / 0%	\$22,176 / 100.00%	0 / 0%	0 / 0%	0 / 0%	0 / 0%

*** DOLLARS REPORTED BUT NOT SHOWN IN THESE COLUMNS. T=TREASURY, N=NON-TREASURY, S=SUBCONTRACTOR FUNDS & PROCUREMENT CARD HUB PURCHASES, TC=TERM CONTRACT, I= INTER GOVERNMENTAL PAYMENTS.



TEXAS HISTORICALLY UNDERUTILIZED BUSINESS (HUB) ANNUAL REPORT RECEIVED FOR FISCAL YEAR 2024

SECTION VII - STATE AGENCY EXPENDITURE DATA

RECORD TYPE	TOTAL EXPENDITURE	TOTAL SPENT WITH HUBS AMOUNT / %	BLACK AMOUNT / %	HISPANIC AMOUNT / %	WOMAN AMOUNT / %	ASIAN PACIFIC AMOUNT / %	NATIVE AMERICAN AMOUNT / %	SERVICE-DISABLED VETERAN AMOUNT / %
-------------	-------------------	----------------------------------	------------------	---------------------	------------------	--------------------------	----------------------------	-------------------------------------

224 - COURT OF APPEALS - FOURTH COURT - PROFESSIONAL SERVICES UNADJUSTED GOAL IS 23.7%

-I	0	0 / 0%	0 / 0%	0 / 0%	0 / 0%	0 / 0%	0 / 0%	0 / 0%
N	0	0 / 0%	0 / 0%	0 / 0%	0 / 0%	0 / 0%	0 / 0%	0 / 0%
S	***	0 / 0%	0 / 0%	0 / 0%	0 / 0%	0 / 0%	0 / 0%	0 / 0%
T	0	0 / 0%	0 / 0%	0 / 0%	0 / 0%	0 / 0%	0 / 0%	0 / 0%
-TC	0	0 / 0%	0 / 0%	0 / 0%	0 / 0%	0 / 0%	0 / 0%	0 / 0%
	0	0 / 0%	0 / 0%	0 / 0%	0 / 0%	0 / 0%	0 / 0%	0 / 0%

224 - COURT OF APPEALS - FOURTH COURT - OTHER SERVICES UNADJUSTED GOAL IS 26%

-I	0	0 / 0%	0 / 0%	0 / 0%	0 / 0%	0 / 0%	0 / 0%	0 / 0%
N	0	0 / 0%	0 / 0%	0 / 0%	0 / 0%	0 / 0%	0 / 0%	0 / 0%
S	***	0 / 0%	0 / 0%	0 / 0%	0 / 0%	0 / 0%	0 / 0%	0 / 0%
T	\$43,473	0 / 0%	0 / 0%	0 / 0%	0 / 0%	0 / 0%	0 / 0%	0 / 0%
-TC	\$3,499	0 / 0%	0 / 0%	0 / 0%	0 / 0%	0 / 0%	0 / 0%	0 / 0%
	\$39,974	0 / 0%	0 / 0%	0 / 0%	0 / 0%	0 / 0%	0 / 0%	0 / 0%

224 - COURT OF APPEALS - FOURTH COURT - COMMODITY PURCHASING UNADJUSTED GOAL IS 21.1%

-I	0	0 / 0%	0 / 0%	0 / 0%	0 / 0%	0 / 0%	0 / 0%	0 / 0%
N	0	0 / 0%	0 / 0%	0 / 0%	0 / 0%	0 / 0%	0 / 0%	0 / 0%
S	***	0 / 0%	0 / 0%	0 / 0%	0 / 0%	0 / 0%	0 / 0%	0 / 0%
T	\$66,981	\$1,076 / 1.61%	0 / 0%	\$1,076 / 1.61%	0 / 0%	0 / 0%	0 / 0%	0 / 0%
-TC	\$1,947	0 / 0%	0 / 0%	0 / 0%	0 / 0%	0 / 0%	0 / 0%	0 / 0%
	\$65,034	\$1,076 / 1.65%	0 / 0%	\$1,076 / 1.65%	0 / 0%	0 / 0%	0 / 0%	0 / 0%

*** DOLLARS REPORTED BUT NOT SHOWN IN THESE COLUMNS. T=TREASURY, N=NON-TREASURY, S=SUBCONTRACTOR FUNDS & PROCUREMENT CARD HUB PURCHASES, TC=TERM CONTRACT, I= INTER GOVERNMENTAL PAYMENTS.



TEXAS HISTORICALLY UNDERUTILIZED BUSINESS (HUB) ANNUAL REPORT RECEIVED FOR FISCAL YEAR 2024

SECTION VII - STATE AGENCY EXPENDITURE DATA

RECORD TYPE	TOTAL EXPENDITURE	TOTAL SPENT WITH HUBS AMOUNT / %	BLACK AMOUNT / %	HISPANIC AMOUNT / %	WOMAN AMOUNT / %	ASIAN PACIFIC AMOUNT / %	NATIVE AMERICAN AMOUNT / %	SERVICE-DISABLED VETERAN AMOUNT / %
224 - COURT OF APPEALS - FOURTH COURT - Statewide Grand Total Expenditures								
-I	0	0 / 0%	0 / 0%	0 / 0%	0 / 0%	0 / 0%	0 / 0%	0 / 0%
N	0	0 / 0%	0 / 0%	0 / 0%	0 / 0%	0 / 0%	0 / 0%	0 / 0%
S	***	0 / 0%	0 / 0%	0 / 0%	0 / 0%	0 / 0%	0 / 0%	0 / 0%
T	\$132,630	\$23,252 / 17.53%	0 / 0%	\$23,252 / 17.53%	0 / 0%	0 / 0%	0 / 0%	0 / 0%
-TC	\$5,446	0 / 0%	0 / 0%	0 / 0%	0 / 0%	0 / 0%	0 / 0%	0 / 0%
	\$127,184	\$23,252 / 18.28%	0 / 0%	\$23,252 / 18.28%	0 / 0%	0 / 0%	0 / 0%	0 / 0%

*** DOLLARS REPORTED BUT NOT SHOWN IN THESE COLUMNS. T=TREASURY, N=NON-TREASURY, S=SUBCONTRACTOR FUNDS & PROCUREMENT CARD HUB PURCHASES, TC=TERM CONTRACT, I= INTER GOVERNMENTAL PAYMENTS.



TEXAS HISTORICALLY UNDERUTILIZED BUSINESS (HUB) ANNUAL REPORT RECEIVED FOR FISCAL YEAR 2024

SECTION VII - STATE AGENCY EXPENDITURE DATA

RECORD TYPE	TOTAL EXPENDITURE	TOTAL SPENT WITH HUBS AMOUNT / %	BLACK AMOUNT / %	HISPANIC AMOUNT / %	WOMAN AMOUNT / %	ASIAN PACIFIC AMOUNT / %	NATIVE AMERICAN AMOUNT / %	SERVICE-DISABLED VETERAN AMOUNT / %
225 - COURT OF APPEALS - FIFTH COURT - HEAVY CONSTRUCTION UNADJUSTED GOAL IS 11.2%								
-I	0	0 / 0%	0 / 0%	0 / 0%	0 / 0%	0 / 0%	0 / 0%	0 / 0%
N	0	0 / 0%	0 / 0%	0 / 0%	0 / 0%	0 / 0%	0 / 0%	0 / 0%
S	***	0 / 0%	0 / 0%	0 / 0%	0 / 0%	0 / 0%	0 / 0%	0 / 0%
T	0	0 / 0%	0 / 0%	0 / 0%	0 / 0%	0 / 0%	0 / 0%	0 / 0%
-TC	0	0 / 0%	0 / 0%	0 / 0%	0 / 0%	0 / 0%	0 / 0%	0 / 0%
	0	0 / 0%	0 / 0%	0 / 0%	0 / 0%	0 / 0%	0 / 0%	0 / 0%
225 - COURT OF APPEALS - FIFTH COURT - BUILDING CONSTRUCTION UNADJUSTED GOAL IS 21.1%								
-I	0	0 / 0%	0 / 0%	0 / 0%	0 / 0%	0 / 0%	0 / 0%	0 / 0%
N	0	0 / 0%	0 / 0%	0 / 0%	0 / 0%	0 / 0%	0 / 0%	0 / 0%
S	***	0 / 0%	0 / 0%	0 / 0%	0 / 0%	0 / 0%	0 / 0%	0 / 0%
T	0	0 / 0%	0 / 0%	0 / 0%	0 / 0%	0 / 0%	0 / 0%	0 / 0%
-TC	0	0 / 0%	0 / 0%	0 / 0%	0 / 0%	0 / 0%	0 / 0%	0 / 0%
	0	0 / 0%	0 / 0%	0 / 0%	0 / 0%	0 / 0%	0 / 0%	0 / 0%
225 - COURT OF APPEALS - FIFTH COURT - SPECIAL TRADE UNADJUSTED GOAL IS 32.9%								
-I	0	0 / 0%	0 / 0%	0 / 0%	0 / 0%	0 / 0%	0 / 0%	0 / 0%
N	0	0 / 0%	0 / 0%	0 / 0%	0 / 0%	0 / 0%	0 / 0%	0 / 0%
S	***	0 / 0%	0 / 0%	0 / 0%	0 / 0%	0 / 0%	0 / 0%	0 / 0%
T	0	0 / 0%	0 / 0%	0 / 0%	0 / 0%	0 / 0%	0 / 0%	0 / 0%
-TC	0	0 / 0%	0 / 0%	0 / 0%	0 / 0%	0 / 0%	0 / 0%	0 / 0%
	0	0 / 0%	0 / 0%	0 / 0%	0 / 0%	0 / 0%	0 / 0%	0 / 0%

*** DOLLARS REPORTED BUT NOT SHOWN IN THESE COLUMNS. T=TREASURY, N=NON-TREASURY, S=SUBCONTRACTOR FUNDS & PROCUREMENT CARD HUB PURCHASES, TC=TERM CONTRACT, I= INTER GOVERNMENTAL PAYMENTS.



TEXAS HISTORICALLY UNDERUTILIZED BUSINESS (HUB) ANNUAL REPORT RECEIVED FOR FISCAL YEAR 2024

SECTION VII - STATE AGENCY EXPENDITURE DATA

RECORD TYPE	TOTAL EXPENDITURE	TOTAL SPENT WITH HUBS AMOUNT / %	BLACK AMOUNT / %	HISPANIC AMOUNT / %	WOMAN AMOUNT / %	ASIAN PACIFIC AMOUNT / %	NATIVE AMERICAN AMOUNT / %	SERVICE-DISABLED VETERAN AMOUNT / %
225 - COURT OF APPEALS - FIFTH COURT - PROFESSIONAL SERVICES UNADJUSTED GOAL IS 23.7%								
-I	0	0 / 0%	0 / 0%	0 / 0%	0 / 0%	0 / 0%	0 / 0%	0 / 0%
N	0	0 / 0%	0 / 0%	0 / 0%	0 / 0%	0 / 0%	0 / 0%	0 / 0%
S	***	0 / 0%	0 / 0%	0 / 0%	0 / 0%	0 / 0%	0 / 0%	0 / 0%
T	0	0 / 0%	0 / 0%	0 / 0%	0 / 0%	0 / 0%	0 / 0%	0 / 0%
-TC	0	0 / 0%	0 / 0%	0 / 0%	0 / 0%	0 / 0%	0 / 0%	0 / 0%
	0	0 / 0%	0 / 0%	0 / 0%	0 / 0%	0 / 0%	0 / 0%	0 / 0%
225 - COURT OF APPEALS - FIFTH COURT - OTHER SERVICES UNADJUSTED GOAL IS 26%								
-I	0	0 / 0%	0 / 0%	0 / 0%	0 / 0%	0 / 0%	0 / 0%	0 / 0%
N	0	0 / 0%	0 / 0%	0 / 0%	0 / 0%	0 / 0%	0 / 0%	0 / 0%
S	***	0 / 0%	0 / 0%	0 / 0%	0 / 0%	0 / 0%	0 / 0%	0 / 0%
T	\$168,586	0 / 0%	0 / 0%	0 / 0%	0 / 0%	0 / 0%	0 / 0%	0 / 0%
-TC	0	0 / 0%	0 / 0%	0 / 0%	0 / 0%	0 / 0%	0 / 0%	0 / 0%
	\$168,586	0 / 0%	0 / 0%	0 / 0%	0 / 0%	0 / 0%	0 / 0%	0 / 0%
225 - COURT OF APPEALS - FIFTH COURT - COMMODITY PURCHASING UNADJUSTED GOAL IS 21.1%								
-I	0	0 / 0%	0 / 0%	0 / 0%	0 / 0%	0 / 0%	0 / 0%	0 / 0%
N	0	0 / 0%	0 / 0%	0 / 0%	0 / 0%	0 / 0%	0 / 0%	0 / 0%
S	***	0 / 0%	0 / 0%	0 / 0%	0 / 0%	0 / 0%	0 / 0%	0 / 0%
T	\$87,602	\$3,429 / 3.91%	\$3,429 / 3.91%	0 / 0%	0 / 0%	0 / 0%	0 / 0%	0 / 0%
-TC	0	0 / 0%	0 / 0%	0 / 0%	0 / 0%	0 / 0%	0 / 0%	0 / 0%
	\$87,602	\$3,429 / 3.91%	\$3,429 / 3.91%	0 / 0%	0 / 0%	0 / 0%	0 / 0%	0 / 0%

*** DOLLARS REPORTED BUT NOT SHOWN IN THESE COLUMNS. T=TREASURY, N=NON-TREASURY, S=SUBCONTRACTOR FUNDS & PROCUREMENT CARD HUB PURCHASES, TC=TERM CONTRACT, I= INTER GOVERNMENTAL PAYMENTS.



TEXAS HISTORICALLY UNDERUTILIZED BUSINESS (HUB) ANNUAL REPORT RECEIVED FOR FISCAL YEAR 2024

SECTION VII - STATE AGENCY EXPENDITURE DATA

RECORD TYPE	TOTAL EXPENDITURE	TOTAL SPENT WITH HUBS AMOUNT / %	BLACK AMOUNT / %	HISPANIC AMOUNT / %	WOMAN AMOUNT / %	ASIAN PACIFIC AMOUNT / %	NATIVE AMERICAN AMOUNT / %	SERVICE-DISABLED VETERAN AMOUNT / %
225 - COURT OF APPEALS - FIFTH COURT - Statewide Grand Total Expenditures								
-I	0	0 / 0%	0 / 0%	0 / 0%	0 / 0%	0 / 0%	0 / 0%	0 / 0%
N	0	0 / 0%	0 / 0%	0 / 0%	0 / 0%	0 / 0%	0 / 0%	0 / 0%
S	***	0 / 0%	0 / 0%	0 / 0%	0 / 0%	0 / 0%	0 / 0%	0 / 0%
T	\$256,188	\$3,429 / 1.34%	\$3,429 / 1.34%	0 / 0%	0 / 0%	0 / 0%	0 / 0%	0 / 0%
-TC	0	0 / 0%	0 / 0%	0 / 0%	0 / 0%	0 / 0%	0 / 0%	0 / 0%
	\$256,188	\$3,429 / 1.34%	\$3,429 / 1.34%	0 / 0%	0 / 0%	0 / 0%	0 / 0%	0 / 0%

*** DOLLARS REPORTED BUT NOT SHOWN IN THESE COLUMNS. T=TREASURY, N=NON-TREASURY, S=SUBCONTRACTOR FUNDS & PROCUREMENT CARD HUB PURCHASES, TC=TERM CONTRACT, I= INTER GOVERNMENTAL PAYMENTS.



TEXAS HISTORICALLY UNDERUTILIZED BUSINESS (HUB) ANNUAL REPORT RECEIVED FOR FISCAL YEAR 2024

SECTION VII - STATE AGENCY EXPENDITURE DATA

RECORD TYPE	TOTAL EXPENDITURE	TOTAL SPENT WITH HUBS AMOUNT / %	BLACK AMOUNT / %	HISPANIC AMOUNT / %	WOMAN AMOUNT / %	ASIAN PACIFIC AMOUNT / %	NATIVE AMERICAN AMOUNT / %	SERVICE-DISABLED VETERAN AMOUNT / %
226 - COURT OF APPEALS - SIXTH COURT - HEAVY CONSTRUCTION UNADJUSTED GOAL IS 11.2%								
-I	0	0 / 0%	0 / 0%	0 / 0%	0 / 0%	0 / 0%	0 / 0%	0 / 0%
N	0	0 / 0%	0 / 0%	0 / 0%	0 / 0%	0 / 0%	0 / 0%	0 / 0%
S	***	0 / 0%	0 / 0%	0 / 0%	0 / 0%	0 / 0%	0 / 0%	0 / 0%
T	0	0 / 0%	0 / 0%	0 / 0%	0 / 0%	0 / 0%	0 / 0%	0 / 0%
-TC	0	0 / 0%	0 / 0%	0 / 0%	0 / 0%	0 / 0%	0 / 0%	0 / 0%
	0	0 / 0%	0 / 0%	0 / 0%	0 / 0%	0 / 0%	0 / 0%	0 / 0%
226 - COURT OF APPEALS - SIXTH COURT - BUILDING CONSTRUCTION UNADJUSTED GOAL IS 21.1%								
-I	0	0 / 0%	0 / 0%	0 / 0%	0 / 0%	0 / 0%	0 / 0%	0 / 0%
N	0	0 / 0%	0 / 0%	0 / 0%	0 / 0%	0 / 0%	0 / 0%	0 / 0%
S	***	0 / 0%	0 / 0%	0 / 0%	0 / 0%	0 / 0%	0 / 0%	0 / 0%
T	0	0 / 0%	0 / 0%	0 / 0%	0 / 0%	0 / 0%	0 / 0%	0 / 0%
-TC	0	0 / 0%	0 / 0%	0 / 0%	0 / 0%	0 / 0%	0 / 0%	0 / 0%
	0	0 / 0%	0 / 0%	0 / 0%	0 / 0%	0 / 0%	0 / 0%	0 / 0%
226 - COURT OF APPEALS - SIXTH COURT - SPECIAL TRADE UNADJUSTED GOAL IS 32.9%								
-I	0	0 / 0%	0 / 0%	0 / 0%	0 / 0%	0 / 0%	0 / 0%	0 / 0%
N	0	0 / 0%	0 / 0%	0 / 0%	0 / 0%	0 / 0%	0 / 0%	0 / 0%
S	***	0 / 0%	0 / 0%	0 / 0%	0 / 0%	0 / 0%	0 / 0%	0 / 0%
T	0	0 / 0%	0 / 0%	0 / 0%	0 / 0%	0 / 0%	0 / 0%	0 / 0%
-TC	0	0 / 0%	0 / 0%	0 / 0%	0 / 0%	0 / 0%	0 / 0%	0 / 0%
	0	0 / 0%	0 / 0%	0 / 0%	0 / 0%	0 / 0%	0 / 0%	0 / 0%

*** DOLLARS REPORTED BUT NOT SHOWN IN THESE COLUMNS. T=TREASURY, N=NON-TREASURY, S=SUBCONTRACTOR FUNDS & PROCUREMENT CARD HUB PURCHASES, TC=TERM CONTRACT, I= INTER GOVERNMENTAL PAYMENTS.



TEXAS HISTORICALLY UNDERUTILIZED BUSINESS (HUB) ANNUAL REPORT RECEIVED FOR FISCAL YEAR 2024

SECTION VII - STATE AGENCY EXPENDITURE DATA

RECORD TYPE	TOTAL EXPENDITURE	TOTAL SPENT WITH HUBS AMOUNT / %	BLACK AMOUNT / %	HISPANIC AMOUNT / %	WOMAN AMOUNT / %	ASIAN PACIFIC AMOUNT / %	NATIVE AMERICAN AMOUNT / %	SERVICE-DISABLED VETERAN AMOUNT / %
226 - COURT OF APPEALS - SIXTH COURT - PROFESSIONAL SERVICES UNADJUSTED GOAL IS 23.7%								
-I	0	0 / 0%	0 / 0%	0 / 0%	0 / 0%	0 / 0%	0 / 0%	0 / 0%
N	0	0 / 0%	0 / 0%	0 / 0%	0 / 0%	0 / 0%	0 / 0%	0 / 0%
S	***	0 / 0%	0 / 0%	0 / 0%	0 / 0%	0 / 0%	0 / 0%	0 / 0%
T	0	0 / 0%	0 / 0%	0 / 0%	0 / 0%	0 / 0%	0 / 0%	0 / 0%
-TC	0	0 / 0%	0 / 0%	0 / 0%	0 / 0%	0 / 0%	0 / 0%	0 / 0%
	0	0 / 0%	0 / 0%	0 / 0%	0 / 0%	0 / 0%	0 / 0%	0 / 0%

226 - COURT OF APPEALS - SIXTH COURT - OTHER SERVICES UNADJUSTED GOAL IS 26%								
-I	0	0 / 0%	0 / 0%	0 / 0%	0 / 0%	0 / 0%	0 / 0%	0 / 0%
N	0	0 / 0%	0 / 0%	0 / 0%	0 / 0%	0 / 0%	0 / 0%	0 / 0%
S	***	0 / 0%	0 / 0%	0 / 0%	0 / 0%	0 / 0%	0 / 0%	0 / 0%
T	\$24,204	0 / 0%	0 / 0%	0 / 0%	0 / 0%	0 / 0%	0 / 0%	0 / 0%
-TC	0	0 / 0%	0 / 0%	0 / 0%	0 / 0%	0 / 0%	0 / 0%	0 / 0%
	\$24,204	0 / 0%	0 / 0%	0 / 0%	0 / 0%	0 / 0%	0 / 0%	0 / 0%

226 - COURT OF APPEALS - SIXTH COURT - COMMODITY PURCHASING UNADJUSTED GOAL IS 21.1%								
-I	0	0 / 0%	0 / 0%	0 / 0%	0 / 0%	0 / 0%	0 / 0%	0 / 0%
N	0	0 / 0%	0 / 0%	0 / 0%	0 / 0%	0 / 0%	0 / 0%	0 / 0%
S	***	0 / 0%	0 / 0%	0 / 0%	0 / 0%	0 / 0%	0 / 0%	0 / 0%
T	\$5,520	0 / 0%	0 / 0%	0 / 0%	0 / 0%	0 / 0%	0 / 0%	0 / 0%
-TC	\$1,215	0 / 0%	0 / 0%	0 / 0%	0 / 0%	0 / 0%	0 / 0%	0 / 0%
	\$4,305	0 / 0%	0 / 0%	0 / 0%	0 / 0%	0 / 0%	0 / 0%	0 / 0%

*** DOLLARS REPORTED BUT NOT SHOWN IN THESE COLUMNS. T=TREASURY, N=NON-TREASURY, S=SUBCONTRACTOR FUNDS & PROCUREMENT CARD HUB PURCHASES, TC=TERM CONTRACT, I= INTER GOVERNMENTAL PAYMENTS.



TEXAS HISTORICALLY UNDERUTILIZED BUSINESS (HUB) ANNUAL REPORT RECEIVED FOR FISCAL YEAR 2024

SECTION VII - STATE AGENCY EXPENDITURE DATA

RECORD TYPE	TOTAL EXPENDITURE	TOTAL SPENT WITH HUBS AMOUNT / %	BLACK AMOUNT / %	HISPANIC AMOUNT / %	WOMAN AMOUNT / %	ASIAN PACIFIC AMOUNT / %	NATIVE AMERICAN AMOUNT / %	SERVICE-DISABLED VETERAN AMOUNT / %
226 - COURT OF APPEALS - SIXTH COURT - Statewide Grand Total Expenditures								
-I	0	0 / 0%	0 / 0%	0 / 0%	0 / 0%	0 / 0%	0 / 0%	0 / 0%
N	0	0 / 0%	0 / 0%	0 / 0%	0 / 0%	0 / 0%	0 / 0%	0 / 0%
S	***	0 / 0%	0 / 0%	0 / 0%	0 / 0%	0 / 0%	0 / 0%	0 / 0%
T	\$29,724	0 / 0%	0 / 0%	0 / 0%	0 / 0%	0 / 0%	0 / 0%	0 / 0%
-TC	\$1,215	0 / 0%	0 / 0%	0 / 0%	0 / 0%	0 / 0%	0 / 0%	0 / 0%
	\$28,509	0 / 0%	0 / 0%	0 / 0%	0 / 0%	0 / 0%	0 / 0%	0 / 0%

*** DOLLARS REPORTED BUT NOT SHOWN IN THESE COLUMNS. T=TREASURY, N=NON-TREASURY, S=SUBCONTRACTOR FUNDS & PROCUREMENT CARD HUB PURCHASES, TC=TERM CONTRACT, I= INTER GOVERNMENTAL PAYMENTS.



TEXAS HISTORICALLY UNDERUTILIZED BUSINESS (HUB) ANNUAL REPORT RECEIVED FOR FISCAL YEAR 2024

SECTION VII - STATE AGENCY EXPENDITURE DATA

RECORD TYPE	TOTAL EXPENDITURE	TOTAL SPENT WITH HUBS AMOUNT / %	BLACK AMOUNT / %	HISPANIC AMOUNT / %	WOMAN AMOUNT / %	ASIAN PACIFIC AMOUNT / %	NATIVE AMERICAN AMOUNT / %	SERVICE-DISABLED VETERAN AMOUNT / %
227 - COURT OF APPEALS - SEVENTH COURT - HEAVY CONSTRUCTION UNADJUSTED GOAL IS 11.2%								
-I	0	0 / 0%	0 / 0%	0 / 0%	0 / 0%	0 / 0%	0 / 0%	0 / 0%
N	0	0 / 0%	0 / 0%	0 / 0%	0 / 0%	0 / 0%	0 / 0%	0 / 0%
S	***	0 / 0%	0 / 0%	0 / 0%	0 / 0%	0 / 0%	0 / 0%	0 / 0%
T	0	0 / 0%	0 / 0%	0 / 0%	0 / 0%	0 / 0%	0 / 0%	0 / 0%
-TC	0	0 / 0%	0 / 0%	0 / 0%	0 / 0%	0 / 0%	0 / 0%	0 / 0%
	0	0 / 0%	0 / 0%	0 / 0%	0 / 0%	0 / 0%	0 / 0%	0 / 0%
227 - COURT OF APPEALS - SEVENTH COURT - BUILDING CONSTRUCTION UNADJUSTED GOAL IS 21.1%								
-I	0	0 / 0%	0 / 0%	0 / 0%	0 / 0%	0 / 0%	0 / 0%	0 / 0%
N	0	0 / 0%	0 / 0%	0 / 0%	0 / 0%	0 / 0%	0 / 0%	0 / 0%
S	***	0 / 0%	0 / 0%	0 / 0%	0 / 0%	0 / 0%	0 / 0%	0 / 0%
T	0	0 / 0%	0 / 0%	0 / 0%	0 / 0%	0 / 0%	0 / 0%	0 / 0%
-TC	0	0 / 0%	0 / 0%	0 / 0%	0 / 0%	0 / 0%	0 / 0%	0 / 0%
	0	0 / 0%	0 / 0%	0 / 0%	0 / 0%	0 / 0%	0 / 0%	0 / 0%
227 - COURT OF APPEALS - SEVENTH COURT - SPECIAL TRADE UNADJUSTED GOAL IS 32.9%								
-I	0	0 / 0%	0 / 0%	0 / 0%	0 / 0%	0 / 0%	0 / 0%	0 / 0%
N	0	0 / 0%	0 / 0%	0 / 0%	0 / 0%	0 / 0%	0 / 0%	0 / 0%
S	***	0 / 0%	0 / 0%	0 / 0%	0 / 0%	0 / 0%	0 / 0%	0 / 0%
T	0	0 / 0%	0 / 0%	0 / 0%	0 / 0%	0 / 0%	0 / 0%	0 / 0%
-TC	0	0 / 0%	0 / 0%	0 / 0%	0 / 0%	0 / 0%	0 / 0%	0 / 0%
	0	0 / 0%	0 / 0%	0 / 0%	0 / 0%	0 / 0%	0 / 0%	0 / 0%

*** DOLLARS REPORTED BUT NOT SHOWN IN THESE COLUMNS. T=TREASURY, N=NON-TREASURY, S=SUBCONTRACTOR FUNDS & PROCUREMENT CARD HUB PURCHASES, TC=TERM CONTRACT, I= INTER GOVERNMENTAL PAYMENTS.



TEXAS HISTORICALLY UNDERUTILIZED BUSINESS (HUB) ANNUAL REPORT RECEIVED FOR FISCAL YEAR 2024

SECTION VII - STATE AGENCY EXPENDITURE DATA

RECORD TYPE	TOTAL EXPENDITURE	TOTAL SPENT WITH HUBS AMOUNT / %	BLACK AMOUNT / %	HISPANIC AMOUNT / %	WOMAN AMOUNT / %	ASIAN PACIFIC AMOUNT / %	NATIVE AMERICAN AMOUNT / %	SERVICE-DISABLED VETERAN AMOUNT / %
227 - COURT OF APPEALS - SEVENTH COURT - PROFESSIONAL SERVICES UNADJUSTED GOAL IS 23.7%								
-I	0	0 / 0%	0 / 0%	0 / 0%	0 / 0%	0 / 0%	0 / 0%	0 / 0%
N	0	0 / 0%	0 / 0%	0 / 0%	0 / 0%	0 / 0%	0 / 0%	0 / 0%
S	***	0 / 0%	0 / 0%	0 / 0%	0 / 0%	0 / 0%	0 / 0%	0 / 0%
T	0	0 / 0%	0 / 0%	0 / 0%	0 / 0%	0 / 0%	0 / 0%	0 / 0%
-TC	0	0 / 0%	0 / 0%	0 / 0%	0 / 0%	0 / 0%	0 / 0%	0 / 0%
	0	0 / 0%	0 / 0%	0 / 0%	0 / 0%	0 / 0%	0 / 0%	0 / 0%

227 - COURT OF APPEALS - SEVENTH COURT - OTHER SERVICES UNADJUSTED GOAL IS 26%								
-I	0	0 / 0%	0 / 0%	0 / 0%	0 / 0%	0 / 0%	0 / 0%	0 / 0%
N	0	0 / 0%	0 / 0%	0 / 0%	0 / 0%	0 / 0%	0 / 0%	0 / 0%
S	***	0 / 0%	0 / 0%	0 / 0%	0 / 0%	0 / 0%	0 / 0%	0 / 0%
T	\$25,363	0 / 0%	0 / 0%	0 / 0%	0 / 0%	0 / 0%	0 / 0%	0 / 0%
-TC	0	0 / 0%	0 / 0%	0 / 0%	0 / 0%	0 / 0%	0 / 0%	0 / 0%
	\$25,363	0 / 0%	0 / 0%	0 / 0%	0 / 0%	0 / 0%	0 / 0%	0 / 0%

227 - COURT OF APPEALS - SEVENTH COURT - COMMODITY PURCHASING UNADJUSTED GOAL IS 21.1%								
-I	0	0 / 0%	0 / 0%	0 / 0%	0 / 0%	0 / 0%	0 / 0%	0 / 0%
N	0	0 / 0%	0 / 0%	0 / 0%	0 / 0%	0 / 0%	0 / 0%	0 / 0%
S	***	0 / 0%	0 / 0%	0 / 0%	0 / 0%	0 / 0%	0 / 0%	0 / 0%
T	\$11,480	\$5,175 / 45.08%	0 / 0%	0 / 0%	\$5,175 / 45.08%	0 / 0%	0 / 0%	0 / 0%
-TC	\$1,452	0 / 0%	0 / 0%	0 / 0%	0 / 0%	0 / 0%	0 / 0%	0 / 0%
	\$10,029	\$5,175 / 51.60%	0 / 0%	0 / 0%	\$5,175 / 51.60%	0 / 0%	0 / 0%	0 / 0%

*** DOLLARS REPORTED BUT NOT SHOWN IN THESE COLUMNS. T=TREASURY, N=NON-TREASURY, S=SUBCONTRACTOR FUNDS & PROCUREMENT CARD HUB PURCHASES, TC=TERM CONTRACT, I= INTER GOVERNMENTAL PAYMENTS.



TEXAS HISTORICALLY UNDERUTILIZED BUSINESS (HUB) ANNUAL REPORT RECEIVED FOR FISCAL YEAR 2024

SECTION VII - STATE AGENCY EXPENDITURE DATA

RECORD TYPE	TOTAL EXPENDITURE	TOTAL SPENT WITH HUBS AMOUNT / %	BLACK AMOUNT / %	HISPANIC AMOUNT / %	WOMAN AMOUNT / %	ASIAN PACIFIC AMOUNT / %	NATIVE AMERICAN AMOUNT / %	SERVICE-DISABLED VETERAN AMOUNT / %
227 - COURT OF APPEALS - SEVENTH COURT - Statewide Grand Total Expenditures								
-I	0	0 / 0%	0 / 0%	0 / 0%	0 / 0%	0 / 0%	0 / 0%	0 / 0%
N	0	0 / 0%	0 / 0%	0 / 0%	0 / 0%	0 / 0%	0 / 0%	0 / 0%
S	***	0 / 0%	0 / 0%	0 / 0%	0 / 0%	0 / 0%	0 / 0%	0 / 0%
T	\$36,844	\$5,175 / 14.05%	0 / 0%	0 / 0%	\$5,175 / 14.05%	0 / 0%	0 / 0%	0 / 0%
-TC	\$1,452	0 / 0%	0 / 0%	0 / 0%	0 / 0%	0 / 0%	0 / 0%	0 / 0%
	\$35,392	\$5,175 / 14.62%	0 / 0%	0 / 0%	\$5,175 / 14.62%	0 / 0%	0 / 0%	0 / 0%

*** DOLLARS REPORTED BUT NOT SHOWN IN THESE COLUMNS. T=TREASURY, N=NON-TREASURY, S=SUBCONTRACTOR FUNDS & PROCUREMENT CARD HUB PURCHASES, TC=TERM CONTRACT, I= INTER GOVERNMENTAL PAYMENTS.



TEXAS HISTORICALLY UNDERUTILIZED BUSINESS (HUB) ANNUAL REPORT RECEIVED FOR FISCAL YEAR 2024

SECTION VII - STATE AGENCY EXPENDITURE DATA

RECORD TYPE	TOTAL EXPENDITURE	TOTAL SPENT WITH HUBS AMOUNT / %	BLACK AMOUNT / %	HISPANIC AMOUNT / %	WOMAN AMOUNT / %	ASIAN PACIFIC AMOUNT / %	NATIVE AMERICAN AMOUNT / %	SERVICE-DISABLED VETERAN AMOUNT / %
228 - COURT OF APPEALS - EIGHTH COURT - HEAVY CONSTRUCTION UNADJUSTED GOAL IS 11.2%								
-I	0	0 / 0%	0 / 0%	0 / 0%	0 / 0%	0 / 0%	0 / 0%	0 / 0%
N	0	0 / 0%	0 / 0%	0 / 0%	0 / 0%	0 / 0%	0 / 0%	0 / 0%
S	***	0 / 0%	0 / 0%	0 / 0%	0 / 0%	0 / 0%	0 / 0%	0 / 0%
T	0	0 / 0%	0 / 0%	0 / 0%	0 / 0%	0 / 0%	0 / 0%	0 / 0%
-TC	0	0 / 0%	0 / 0%	0 / 0%	0 / 0%	0 / 0%	0 / 0%	0 / 0%
	0	0 / 0%	0 / 0%	0 / 0%	0 / 0%	0 / 0%	0 / 0%	0 / 0%
228 - COURT OF APPEALS - EIGHTH COURT - BUILDING CONSTRUCTION UNADJUSTED GOAL IS 21.1%								
-I	0	0 / 0%	0 / 0%	0 / 0%	0 / 0%	0 / 0%	0 / 0%	0 / 0%
N	0	0 / 0%	0 / 0%	0 / 0%	0 / 0%	0 / 0%	0 / 0%	0 / 0%
S	***	0 / 0%	0 / 0%	0 / 0%	0 / 0%	0 / 0%	0 / 0%	0 / 0%
T	0	0 / 0%	0 / 0%	0 / 0%	0 / 0%	0 / 0%	0 / 0%	0 / 0%
-TC	0	0 / 0%	0 / 0%	0 / 0%	0 / 0%	0 / 0%	0 / 0%	0 / 0%
	0	0 / 0%	0 / 0%	0 / 0%	0 / 0%	0 / 0%	0 / 0%	0 / 0%
228 - COURT OF APPEALS - EIGHTH COURT - SPECIAL TRADE UNADJUSTED GOAL IS 32.9%								
-I	0	0 / 0%	0 / 0%	0 / 0%	0 / 0%	0 / 0%	0 / 0%	0 / 0%
N	0	0 / 0%	0 / 0%	0 / 0%	0 / 0%	0 / 0%	0 / 0%	0 / 0%
S	***	0 / 0%	0 / 0%	0 / 0%	0 / 0%	0 / 0%	0 / 0%	0 / 0%
T	0	0 / 0%	0 / 0%	0 / 0%	0 / 0%	0 / 0%	0 / 0%	0 / 0%
-TC	0	0 / 0%	0 / 0%	0 / 0%	0 / 0%	0 / 0%	0 / 0%	0 / 0%
	0	0 / 0%	0 / 0%	0 / 0%	0 / 0%	0 / 0%	0 / 0%	0 / 0%

*** DOLLARS REPORTED BUT NOT SHOWN IN THESE COLUMNS. T=TREASURY, N=NON-TREASURY, S=SUBCONTRACTOR FUNDS & PROCUREMENT CARD HUB PURCHASES, TC=TERM CONTRACT, I= INTER GOVERNMENTAL PAYMENTS.



TEXAS HISTORICALLY UNDERUTILIZED BUSINESS (HUB) ANNUAL REPORT RECEIVED FOR FISCAL YEAR 2024

SECTION VII - STATE AGENCY EXPENDITURE DATA

RECORD TYPE	TOTAL EXPENDITURE	TOTAL SPENT WITH HUBS AMOUNT / %	BLACK AMOUNT / %	HISPANIC AMOUNT / %	WOMAN AMOUNT / %	ASIAN PACIFIC AMOUNT / %	NATIVE AMERICAN AMOUNT / %	SERVICE-DISABLED VETERAN AMOUNT / %
-------------	-------------------	----------------------------------	------------------	---------------------	------------------	--------------------------	----------------------------	-------------------------------------

228 - COURT OF APPEALS - EIGHTH COURT - PROFESSIONAL SERVICES UNADJUSTED GOAL IS 23.7%

-I	0	0 / 0%	0 / 0%	0 / 0%	0 / 0%	0 / 0%	0 / 0%	0 / 0%
N	0	0 / 0%	0 / 0%	0 / 0%	0 / 0%	0 / 0%	0 / 0%	0 / 0%
S	***	0 / 0%	0 / 0%	0 / 0%	0 / 0%	0 / 0%	0 / 0%	0 / 0%
T	0	0 / 0%	0 / 0%	0 / 0%	0 / 0%	0 / 0%	0 / 0%	0 / 0%
-TC	0	0 / 0%	0 / 0%	0 / 0%	0 / 0%	0 / 0%	0 / 0%	0 / 0%
	0	0 / 0%	0 / 0%	0 / 0%	0 / 0%	0 / 0%	0 / 0%	0 / 0%

228 - COURT OF APPEALS - EIGHTH COURT - OTHER SERVICES UNADJUSTED GOAL IS 26%

-I	0	0 / 0%	0 / 0%	0 / 0%	0 / 0%	0 / 0%	0 / 0%	0 / 0%
N	0	0 / 0%	0 / 0%	0 / 0%	0 / 0%	0 / 0%	0 / 0%	0 / 0%
S	***	0 / 0%	0 / 0%	0 / 0%	0 / 0%	0 / 0%	0 / 0%	0 / 0%
T	\$45,285	0 / 0%	0 / 0%	0 / 0%	0 / 0%	0 / 0%	0 / 0%	0 / 0%
-TC	\$395	0 / 0%	0 / 0%	0 / 0%	0 / 0%	0 / 0%	0 / 0%	0 / 0%
	\$44,890	0 / 0%	0 / 0%	0 / 0%	0 / 0%	0 / 0%	0 / 0%	0 / 0%

228 - COURT OF APPEALS - EIGHTH COURT - COMMODITY PURCHASING UNADJUSTED GOAL IS 21.1%

-I	0	0 / 0%	0 / 0%	0 / 0%	0 / 0%	0 / 0%	0 / 0%	0 / 0%
N	0	0 / 0%	0 / 0%	0 / 0%	0 / 0%	0 / 0%	0 / 0%	0 / 0%
S	***	0 / 0%	0 / 0%	0 / 0%	0 / 0%	0 / 0%	0 / 0%	0 / 0%
T	\$29,646	\$16,494 / 55.64%	\$12,042 / 40.62%	\$4,452 / 15.02%	0 / 0%	0 / 0%	0 / 0%	0 / 0%
-TC	0	0 / 0%	0 / 0%	0 / 0%	0 / 0%	0 / 0%	0 / 0%	0 / 0%
	\$29,646	\$16,494 / 55.64%	\$12,042 / 40.62%	\$4,452 / 15.02%	0 / 0%	0 / 0%	0 / 0%	0 / 0%

*** DOLLARS REPORTED BUT NOT SHOWN IN THESE COLUMNS. T=TREASURY, N=NON-TREASURY, S=SUBCONTRACTOR FUNDS & PROCUREMENT CARD HUB PURCHASES, TC=TERM CONTRACT, I= INTER GOVERNMENTAL PAYMENTS.



TEXAS HISTORICALLY UNDERUTILIZED BUSINESS (HUB) ANNUAL REPORT RECEIVED FOR FISCAL YEAR 2024

SECTION VII - STATE AGENCY EXPENDITURE DATA

RECORD TYPE	TOTAL EXPENDITURE	TOTAL SPENT WITH HUBS AMOUNT / %	BLACK AMOUNT / %	HISPANIC AMOUNT / %	WOMAN AMOUNT / %	ASIAN PACIFIC AMOUNT / %	NATIVE AMERICAN AMOUNT / %	SERVICE-DISABLED VETERAN AMOUNT / %
228 - COURT OF APPEALS - EIGHTH COURT - Statewide Grand Total Expenditures								
-I	0	0 / 0%	0 / 0%	0 / 0%	0 / 0%	0 / 0%	0 / 0%	0 / 0%
N	0	0 / 0%	0 / 0%	0 / 0%	0 / 0%	0 / 0%	0 / 0%	0 / 0%
S	***	0 / 0%	0 / 0%	0 / 0%	0 / 0%	0 / 0%	0 / 0%	0 / 0%
T	\$74,931	\$16,494 / 22.01%	\$12,042 / 16.07%	\$4,452 / 5.94%	0 / 0%	0 / 0%	0 / 0%	0 / 0%
-TC	\$395	0 / 0%	0 / 0%	0 / 0%	0 / 0%	0 / 0%	0 / 0%	0 / 0%
	\$74,536	\$16,494 / 22.13%	\$12,042 / 16.16%	\$4,452 / 5.97%	0 / 0%	0 / 0%	0 / 0%	0 / 0%

*** DOLLARS REPORTED BUT NOT SHOWN IN THESE COLUMNS. T=TREASURY, N=NON-TREASURY, S=SUBCONTRACTOR FUNDS & PROCUREMENT CARD HUB PURCHASES, TC=TERM CONTRACT, I= INTER GOVERNMENTAL PAYMENTS.



TEXAS HISTORICALLY UNDERUTILIZED BUSINESS (HUB) ANNUAL REPORT RECEIVED FOR FISCAL YEAR 2024

SECTION VII - STATE AGENCY EXPENDITURE DATA

RECORD TYPE	TOTAL EXPENDITURE	TOTAL SPENT WITH HUBS AMOUNT / %	BLACK AMOUNT / %	HISPANIC AMOUNT / %	WOMAN AMOUNT / %	ASIAN PACIFIC AMOUNT / %	NATIVE AMERICAN AMOUNT / %	SERVICE-DISABLED VETERAN AMOUNT / %
229 - COURT OF APPEALS - NINTH COURT - HEAVY CONSTRUCTION UNADJUSTED GOAL IS 11.2%								
-I	0	0 / 0%	0 / 0%	0 / 0%	0 / 0%	0 / 0%	0 / 0%	0 / 0%
N	0	0 / 0%	0 / 0%	0 / 0%	0 / 0%	0 / 0%	0 / 0%	0 / 0%
S	***	0 / 0%	0 / 0%	0 / 0%	0 / 0%	0 / 0%	0 / 0%	0 / 0%
T	0	0 / 0%	0 / 0%	0 / 0%	0 / 0%	0 / 0%	0 / 0%	0 / 0%
-TC	0	0 / 0%	0 / 0%	0 / 0%	0 / 0%	0 / 0%	0 / 0%	0 / 0%
	0	0 / 0%	0 / 0%	0 / 0%	0 / 0%	0 / 0%	0 / 0%	0 / 0%
229 - COURT OF APPEALS - NINTH COURT - BUILDING CONSTRUCTION UNADJUSTED GOAL IS 21.1%								
-I	0	0 / 0%	0 / 0%	0 / 0%	0 / 0%	0 / 0%	0 / 0%	0 / 0%
N	0	0 / 0%	0 / 0%	0 / 0%	0 / 0%	0 / 0%	0 / 0%	0 / 0%
S	***	0 / 0%	0 / 0%	0 / 0%	0 / 0%	0 / 0%	0 / 0%	0 / 0%
T	0	0 / 0%	0 / 0%	0 / 0%	0 / 0%	0 / 0%	0 / 0%	0 / 0%
-TC	0	0 / 0%	0 / 0%	0 / 0%	0 / 0%	0 / 0%	0 / 0%	0 / 0%
	0	0 / 0%	0 / 0%	0 / 0%	0 / 0%	0 / 0%	0 / 0%	0 / 0%
229 - COURT OF APPEALS - NINTH COURT - SPECIAL TRADE UNADJUSTED GOAL IS 32.9%								
-I	0	0 / 0%	0 / 0%	0 / 0%	0 / 0%	0 / 0%	0 / 0%	0 / 0%
N	0	0 / 0%	0 / 0%	0 / 0%	0 / 0%	0 / 0%	0 / 0%	0 / 0%
S	***	0 / 0%	0 / 0%	0 / 0%	0 / 0%	0 / 0%	0 / 0%	0 / 0%
T	0	0 / 0%	0 / 0%	0 / 0%	0 / 0%	0 / 0%	0 / 0%	0 / 0%
-TC	0	0 / 0%	0 / 0%	0 / 0%	0 / 0%	0 / 0%	0 / 0%	0 / 0%
	0	0 / 0%	0 / 0%	0 / 0%	0 / 0%	0 / 0%	0 / 0%	0 / 0%

*** DOLLARS REPORTED BUT NOT SHOWN IN THESE COLUMNS. T=TREASURY, N=NON-TREASURY, S=SUBCONTRACTOR FUNDS & PROCUREMENT CARD HUB PURCHASES, TC=TERM CONTRACT, I= INTER GOVERNMENTAL PAYMENTS.



TEXAS HISTORICALLY UNDERUTILIZED BUSINESS (HUB) ANNUAL REPORT RECEIVED FOR FISCAL YEAR 2024

SECTION VII - STATE AGENCY EXPENDITURE DATA

RECORD TYPE	TOTAL EXPENDITURE	TOTAL SPENT WITH HUBS AMOUNT / %	BLACK AMOUNT / %	HISPANIC AMOUNT / %	WOMAN AMOUNT / %	ASIAN PACIFIC AMOUNT / %	NATIVE AMERICAN AMOUNT / %	SERVICE-DISABLED VETERAN AMOUNT / %
229 - COURT OF APPEALS - NINTH COURT - PROFESSIONAL SERVICES UNADJUSTED GOAL IS 23.7%								
-I	0	0 / 0%	0 / 0%	0 / 0%	0 / 0%	0 / 0%	0 / 0%	0 / 0%
N	0	0 / 0%	0 / 0%	0 / 0%	0 / 0%	0 / 0%	0 / 0%	0 / 0%
S	***	0 / 0%	0 / 0%	0 / 0%	0 / 0%	0 / 0%	0 / 0%	0 / 0%
T	0	0 / 0%	0 / 0%	0 / 0%	0 / 0%	0 / 0%	0 / 0%	0 / 0%
-TC	0	0 / 0%	0 / 0%	0 / 0%	0 / 0%	0 / 0%	0 / 0%	0 / 0%
	0	0 / 0%	0 / 0%	0 / 0%	0 / 0%	0 / 0%	0 / 0%	0 / 0%
229 - COURT OF APPEALS - NINTH COURT - OTHER SERVICES UNADJUSTED GOAL IS 26%								
-I	0	0 / 0%	0 / 0%	0 / 0%	0 / 0%	0 / 0%	0 / 0%	0 / 0%
N	0	0 / 0%	0 / 0%	0 / 0%	0 / 0%	0 / 0%	0 / 0%	0 / 0%
S	***	0 / 0%	0 / 0%	0 / 0%	0 / 0%	0 / 0%	0 / 0%	0 / 0%
T	0	0 / 0%	0 / 0%	0 / 0%	0 / 0%	0 / 0%	0 / 0%	0 / 0%
-TC	0	0 / 0%	0 / 0%	0 / 0%	0 / 0%	0 / 0%	0 / 0%	0 / 0%
	0	0 / 0%	0 / 0%	0 / 0%	0 / 0%	0 / 0%	0 / 0%	0 / 0%
229 - COURT OF APPEALS - NINTH COURT - COMMODITY PURCHASING UNADJUSTED GOAL IS 21.1%								
-I	0	0 / 0%	0 / 0%	0 / 0%	0 / 0%	0 / 0%	0 / 0%	0 / 0%
N	0	0 / 0%	0 / 0%	0 / 0%	0 / 0%	0 / 0%	0 / 0%	0 / 0%
S	***	0 / 0%	0 / 0%	0 / 0%	0 / 0%	0 / 0%	0 / 0%	0 / 0%
T	\$13,471	\$6,110 / 45.36%	0 / 0%	\$1,788 / 13.27%	\$4,322 / 32.08%	0 / 0%	0 / 0%	0 / 0%
-TC	0	0 / 0%	0 / 0%	0 / 0%	0 / 0%	0 / 0%	0 / 0%	0 / 0%
	\$13,471	\$6,110 / 45.36%	0 / 0%	\$1,788 / 13.27%	\$4,322 / 32.08%	0 / 0%	0 / 0%	0 / 0%

*** DOLLARS REPORTED BUT NOT SHOWN IN THESE COLUMNS. T=TREASURY, N=NON-TREASURY, S=SUBCONTRACTOR FUNDS & PROCUREMENT CARD HUB PURCHASES, TC=TERM CONTRACT, I= INTER GOVERNMENTAL PAYMENTS.



TEXAS HISTORICALLY UNDERUTILIZED BUSINESS (HUB) ANNUAL REPORT RECEIVED FOR FISCAL YEAR 2024

SECTION VII - STATE AGENCY EXPENDITURE DATA

RECORD TYPE	TOTAL EXPENDITURE	TOTAL SPENT WITH HUBS AMOUNT / %	BLACK AMOUNT / %	HISPANIC AMOUNT / %	WOMAN AMOUNT / %	ASIAN PACIFIC AMOUNT / %	NATIVE AMERICAN AMOUNT / %	SERVICE-DISABLED VETERAN AMOUNT / %
229 - COURT OF APPEALS - NINTH COURT - Statewide Grand Total Expenditures								
-I	0	0 / 0%	0 / 0%	0 / 0%	0 / 0%	0 / 0%	0 / 0%	0 / 0%
N	0	0 / 0%	0 / 0%	0 / 0%	0 / 0%	0 / 0%	0 / 0%	0 / 0%
S	***	0 / 0%	0 / 0%	0 / 0%	0 / 0%	0 / 0%	0 / 0%	0 / 0%
T	\$13,471	\$6,110 / 45.36%	0 / 0%	\$1,788 / 13.27%	\$4,322 / 32.08%	0 / 0%	0 / 0%	0 / 0%
-TC	0	0 / 0%	0 / 0%	0 / 0%	0 / 0%	0 / 0%	0 / 0%	0 / 0%
	\$13,471	\$6,110 / 45.36%	0 / 0%	\$1,788 / 13.27%	\$4,322 / 32.08%	0 / 0%	0 / 0%	0 / 0%

*** DOLLARS REPORTED BUT NOT SHOWN IN THESE COLUMNS. T=TREASURY, N=NON-TREASURY, S=SUBCONTRACTOR FUNDS & PROCUREMENT CARD HUB PURCHASES, TC=TERM CONTRACT, I= INTER GOVERNMENTAL PAYMENTS.



TEXAS HISTORICALLY UNDERUTILIZED BUSINESS (HUB) ANNUAL REPORT RECEIVED FOR FISCAL YEAR 2024

SECTION VII - STATE AGENCY EXPENDITURE DATA

RECORD TYPE	TOTAL EXPENDITURE	TOTAL SPENT WITH HUBS AMOUNT / %	BLACK AMOUNT / %	HISPANIC AMOUNT / %	WOMAN AMOUNT / %	ASIAN PACIFIC AMOUNT / %	NATIVE AMERICAN AMOUNT / %	SERVICE-DISABLED VETERAN AMOUNT / %
230 - COURT OF APPEALS - TENTH COURT - HEAVY CONSTRUCTION UNADJUSTED GOAL IS 11.2%								
-I	0	0 / 0%	0 / 0%	0 / 0%	0 / 0%	0 / 0%	0 / 0%	0 / 0%
N	0	0 / 0%	0 / 0%	0 / 0%	0 / 0%	0 / 0%	0 / 0%	0 / 0%
S	***	0 / 0%	0 / 0%	0 / 0%	0 / 0%	0 / 0%	0 / 0%	0 / 0%
T	0	0 / 0%	0 / 0%	0 / 0%	0 / 0%	0 / 0%	0 / 0%	0 / 0%
-TC	0	0 / 0%	0 / 0%	0 / 0%	0 / 0%	0 / 0%	0 / 0%	0 / 0%
	0	0 / 0%	0 / 0%	0 / 0%	0 / 0%	0 / 0%	0 / 0%	0 / 0%
230 - COURT OF APPEALS - TENTH COURT - BUILDING CONSTRUCTION UNADJUSTED GOAL IS 21.1%								
-I	0	0 / 0%	0 / 0%	0 / 0%	0 / 0%	0 / 0%	0 / 0%	0 / 0%
N	0	0 / 0%	0 / 0%	0 / 0%	0 / 0%	0 / 0%	0 / 0%	0 / 0%
S	***	0 / 0%	0 / 0%	0 / 0%	0 / 0%	0 / 0%	0 / 0%	0 / 0%
T	0	0 / 0%	0 / 0%	0 / 0%	0 / 0%	0 / 0%	0 / 0%	0 / 0%
-TC	0	0 / 0%	0 / 0%	0 / 0%	0 / 0%	0 / 0%	0 / 0%	0 / 0%
	0	0 / 0%	0 / 0%	0 / 0%	0 / 0%	0 / 0%	0 / 0%	0 / 0%
230 - COURT OF APPEALS - TENTH COURT - SPECIAL TRADE UNADJUSTED GOAL IS 32.9%								
-I	0	0 / 0%	0 / 0%	0 / 0%	0 / 0%	0 / 0%	0 / 0%	0 / 0%
N	0	0 / 0%	0 / 0%	0 / 0%	0 / 0%	0 / 0%	0 / 0%	0 / 0%
S	***	0 / 0%	0 / 0%	0 / 0%	0 / 0%	0 / 0%	0 / 0%	0 / 0%
T	0	0 / 0%	0 / 0%	0 / 0%	0 / 0%	0 / 0%	0 / 0%	0 / 0%
-TC	0	0 / 0%	0 / 0%	0 / 0%	0 / 0%	0 / 0%	0 / 0%	0 / 0%
	0	0 / 0%	0 / 0%	0 / 0%	0 / 0%	0 / 0%	0 / 0%	0 / 0%

*** DOLLARS REPORTED BUT NOT SHOWN IN THESE COLUMNS. T=TREASURY, N=NON-TREASURY, S=SUBCONTRACTOR FUNDS & PROCUREMENT CARD HUB PURCHASES, TC=TERM CONTRACT, I= INTER GOVERNMENTAL PAYMENTS.



TEXAS HISTORICALLY UNDERUTILIZED BUSINESS (HUB) ANNUAL REPORT RECEIVED FOR FISCAL YEAR 2024

SECTION VII - STATE AGENCY EXPENDITURE DATA

RECORD TYPE	TOTAL EXPENDITURE	TOTAL SPENT WITH HUBS AMOUNT / %	BLACK AMOUNT / %	HISPANIC AMOUNT / %	WOMAN AMOUNT / %	ASIAN PACIFIC AMOUNT / %	NATIVE AMERICAN AMOUNT / %	SERVICE-DISABLED VETERAN AMOUNT / %
230 - COURT OF APPEALS - TENTH COURT - PROFESSIONAL SERVICES UNADJUSTED GOAL IS 23.7%								
-I	0	0 / 0%	0 / 0%	0 / 0%	0 / 0%	0 / 0%	0 / 0%	0 / 0%
N	0	0 / 0%	0 / 0%	0 / 0%	0 / 0%	0 / 0%	0 / 0%	0 / 0%
S	***	0 / 0%	0 / 0%	0 / 0%	0 / 0%	0 / 0%	0 / 0%	0 / 0%
T	0	0 / 0%	0 / 0%	0 / 0%	0 / 0%	0 / 0%	0 / 0%	0 / 0%
-TC	0	0 / 0%	0 / 0%	0 / 0%	0 / 0%	0 / 0%	0 / 0%	0 / 0%
	0	0 / 0%	0 / 0%	0 / 0%	0 / 0%	0 / 0%	0 / 0%	0 / 0%

230 - COURT OF APPEALS - TENTH COURT - OTHER SERVICES UNADJUSTED GOAL IS 26%								
-I	0	0 / 0%	0 / 0%	0 / 0%	0 / 0%	0 / 0%	0 / 0%	0 / 0%
N	0	0 / 0%	0 / 0%	0 / 0%	0 / 0%	0 / 0%	0 / 0%	0 / 0%
S	***	0 / 0%	0 / 0%	0 / 0%	0 / 0%	0 / 0%	0 / 0%	0 / 0%
T	\$25,447	\$9,625 / 37.82%	0 / 0%	\$9,625 / 37.82%	0 / 0%	0 / 0%	0 / 0%	0 / 0%
-TC	\$363	0 / 0%	0 / 0%	0 / 0%	0 / 0%	0 / 0%	0 / 0%	0 / 0%
	\$25,085	\$9,625 / 38.37%	0 / 0%	\$9,625 / 38.37%	0 / 0%	0 / 0%	0 / 0%	0 / 0%

230 - COURT OF APPEALS - TENTH COURT - COMMODITY PURCHASING UNADJUSTED GOAL IS 21.1%								
-I	0	0 / 0%	0 / 0%	0 / 0%	0 / 0%	0 / 0%	0 / 0%	0 / 0%
N	0	0 / 0%	0 / 0%	0 / 0%	0 / 0%	0 / 0%	0 / 0%	0 / 0%
S	***	0 / 0%	0 / 0%	0 / 0%	0 / 0%	0 / 0%	0 / 0%	0 / 0%
T	\$4,619	\$272 / 5.89%	\$164 / 3.56%	0 / 0%	\$108 / 2.33%	0 / 0%	0 / 0%	0 / 0%
-TC	\$1,995	0 / 0%	0 / 0%	0 / 0%	0 / 0%	0 / 0%	0 / 0%	0 / 0%
	\$2,624	\$272 / 10.37%	\$164 / 6.26%	0 / 0%	\$108 / 4.11%	0 / 0%	0 / 0%	0 / 0%

*** DOLLARS REPORTED BUT NOT SHOWN IN THESE COLUMNS. T=TREASURY, N=NON-TREASURY, S=SUBCONTRACTOR FUNDS & PROCUREMENT CARD HUB PURCHASES, TC=TERM CONTRACT, I= INTER GOVERNMENTAL PAYMENTS.



TEXAS HISTORICALLY UNDERUTILIZED BUSINESS (HUB) ANNUAL REPORT RECEIVED FOR FISCAL YEAR 2024

SECTION VII - STATE AGENCY EXPENDITURE DATA

RECORD TYPE	TOTAL EXPENDITURE	TOTAL SPENT WITH HUBS AMOUNT / %	BLACK AMOUNT / %	HISPANIC AMOUNT / %	WOMAN AMOUNT / %	ASIAN PACIFIC AMOUNT / %	NATIVE AMERICAN AMOUNT / %	SERVICE-DISABLED VETERAN AMOUNT / %
230 - COURT OF APPEALS - TENTH COURT - Statewide Grand Total Expenditures								
-I	0	0 / 0%	0 / 0%	0 / 0%	0 / 0%	0 / 0%	0 / 0%	0 / 0%
N	0	0 / 0%	0 / 0%	0 / 0%	0 / 0%	0 / 0%	0 / 0%	0 / 0%
S	***	0 / 0%	0 / 0%	0 / 0%	0 / 0%	0 / 0%	0 / 0%	0 / 0%
T	\$30,066	\$9,897 / 32.92%	\$164 / 0.55%	\$9,625 / 32.01%	\$108 / 0.36%	0 / 0%	0 / 0%	0 / 0%
-TC	\$2,358	0 / 0%	0 / 0%	0 / 0%	0 / 0%	0 / 0%	0 / 0%	0 / 0%
	\$27,708	\$9,897 / 35.72%	\$164 / 0.59%	\$9,625 / 34.74%	\$108 / 0.39%	0 / 0%	0 / 0%	0 / 0%

*** DOLLARS REPORTED BUT NOT SHOWN IN THESE COLUMNS. T=TREASURY, N=NON-TREASURY, S=SUBCONTRACTOR FUNDS & PROCUREMENT CARD HUB PURCHASES, TC=TERM CONTRACT, I= INTER GOVERNMENTAL PAYMENTS.



TEXAS HISTORICALLY UNDERUTILIZED BUSINESS (HUB) ANNUAL REPORT RECEIVED FOR FISCAL YEAR 2024

SECTION VII - STATE AGENCY EXPENDITURE DATA

RECORD TYPE	TOTAL EXPENDITURE	TOTAL SPENT WITH HUBS AMOUNT / %	BLACK AMOUNT / %	HISPANIC AMOUNT / %	WOMAN AMOUNT / %	ASIAN PACIFIC AMOUNT / %	NATIVE AMERICAN AMOUNT / %	SERVICE-DISABLED VETERAN AMOUNT / %
231 - COURT OF APPEALS - ELEVENTH COURT - HEAVY CONSTRUCTION UNADJUSTED GOAL IS 11.2%								
-I	0	0 / 0%	0 / 0%	0 / 0%	0 / 0%	0 / 0%	0 / 0%	0 / 0%
N	0	0 / 0%	0 / 0%	0 / 0%	0 / 0%	0 / 0%	0 / 0%	0 / 0%
S	***	0 / 0%	0 / 0%	0 / 0%	0 / 0%	0 / 0%	0 / 0%	0 / 0%
T	0	0 / 0%	0 / 0%	0 / 0%	0 / 0%	0 / 0%	0 / 0%	0 / 0%
-TC	0	0 / 0%	0 / 0%	0 / 0%	0 / 0%	0 / 0%	0 / 0%	0 / 0%
	0	0 / 0%	0 / 0%	0 / 0%	0 / 0%	0 / 0%	0 / 0%	0 / 0%

231 - COURT OF APPEALS - ELEVENTH COURT - BUILDING CONSTRUCTION UNADJUSTED GOAL IS 21.1%								
-I	0	0 / 0%	0 / 0%	0 / 0%	0 / 0%	0 / 0%	0 / 0%	0 / 0%
N	0	0 / 0%	0 / 0%	0 / 0%	0 / 0%	0 / 0%	0 / 0%	0 / 0%
S	***	0 / 0%	0 / 0%	0 / 0%	0 / 0%	0 / 0%	0 / 0%	0 / 0%
T	0	0 / 0%	0 / 0%	0 / 0%	0 / 0%	0 / 0%	0 / 0%	0 / 0%
-TC	0	0 / 0%	0 / 0%	0 / 0%	0 / 0%	0 / 0%	0 / 0%	0 / 0%
	0	0 / 0%	0 / 0%	0 / 0%	0 / 0%	0 / 0%	0 / 0%	0 / 0%

231 - COURT OF APPEALS - ELEVENTH COURT - SPECIAL TRADE UNADJUSTED GOAL IS 32.9%								
-I	0	0 / 0%	0 / 0%	0 / 0%	0 / 0%	0 / 0%	0 / 0%	0 / 0%
N	0	0 / 0%	0 / 0%	0 / 0%	0 / 0%	0 / 0%	0 / 0%	0 / 0%
S	***	0 / 0%	0 / 0%	0 / 0%	0 / 0%	0 / 0%	0 / 0%	0 / 0%
T	\$2,075	0 / 0%	0 / 0%	0 / 0%	0 / 0%	0 / 0%	0 / 0%	0 / 0%
-TC	0	0 / 0%	0 / 0%	0 / 0%	0 / 0%	0 / 0%	0 / 0%	0 / 0%
	\$2,075	0 / 0%	0 / 0%	0 / 0%	0 / 0%	0 / 0%	0 / 0%	0 / 0%

*** DOLLARS REPORTED BUT NOT SHOWN IN THESE COLUMNS. T=TREASURY, N=NON-TREASURY, S=SUBCONTRACTOR FUNDS & PROCUREMENT CARD HUB PURCHASES, TC=TERM CONTRACT, I= INTER GOVERNMENTAL PAYMENTS.



TEXAS HISTORICALLY UNDERUTILIZED BUSINESS (HUB) ANNUAL REPORT RECEIVED FOR FISCAL YEAR 2024

SECTION VII - STATE AGENCY EXPENDITURE DATA

RECORD TYPE	TOTAL EXPENDITURE	TOTAL SPENT WITH HUBS AMOUNT / %	BLACK AMOUNT / %	HISPANIC AMOUNT / %	WOMAN AMOUNT / %	ASIAN PACIFIC AMOUNT / %	NATIVE AMERICAN AMOUNT / %	SERVICE-DISABLED VETERAN AMOUNT / %
231 - COURT OF APPEALS - ELEVENTH COURT - PROFESSIONAL SERVICES UNADJUSTED GOAL IS 23.7%								
-I	0	0 / 0%	0 / 0%	0 / 0%	0 / 0%	0 / 0%	0 / 0%	0 / 0%
N	0	0 / 0%	0 / 0%	0 / 0%	0 / 0%	0 / 0%	0 / 0%	0 / 0%
S	***	0 / 0%	0 / 0%	0 / 0%	0 / 0%	0 / 0%	0 / 0%	0 / 0%
T	0	0 / 0%	0 / 0%	0 / 0%	0 / 0%	0 / 0%	0 / 0%	0 / 0%
-TC	0	0 / 0%	0 / 0%	0 / 0%	0 / 0%	0 / 0%	0 / 0%	0 / 0%
	0	0 / 0%	0 / 0%	0 / 0%	0 / 0%	0 / 0%	0 / 0%	0 / 0%
231 - COURT OF APPEALS - ELEVENTH COURT - OTHER SERVICES UNADJUSTED GOAL IS 26%								
-I	0	0 / 0%	0 / 0%	0 / 0%	0 / 0%	0 / 0%	0 / 0%	0 / 0%
N	0	0 / 0%	0 / 0%	0 / 0%	0 / 0%	0 / 0%	0 / 0%	0 / 0%
S	***	0 / 0%	0 / 0%	0 / 0%	0 / 0%	0 / 0%	0 / 0%	0 / 0%
T	\$41,477	0 / 0%	0 / 0%	0 / 0%	0 / 0%	0 / 0%	0 / 0%	0 / 0%
-TC	\$71	0 / 0%	0 / 0%	0 / 0%	0 / 0%	0 / 0%	0 / 0%	0 / 0%
	\$41,406	0 / 0%	0 / 0%	0 / 0%	0 / 0%	0 / 0%	0 / 0%	0 / 0%
231 - COURT OF APPEALS - ELEVENTH COURT - COMMODITY PURCHASING UNADJUSTED GOAL IS 21.1%								
-I	0	0 / 0%	0 / 0%	0 / 0%	0 / 0%	0 / 0%	0 / 0%	0 / 0%
N	0	0 / 0%	0 / 0%	0 / 0%	0 / 0%	0 / 0%	0 / 0%	0 / 0%
S	***	0 / 0%	0 / 0%	0 / 0%	0 / 0%	0 / 0%	0 / 0%	0 / 0%
T	\$14,787	\$725 / 4.90%	0 / 0%	0 / 0%	\$725 / 4.90%	0 / 0%	0 / 0%	0 / 0%
-TC	\$2,775	0 / 0%	0 / 0%	0 / 0%	0 / 0%	0 / 0%	0 / 0%	0 / 0%
	\$12,012	\$725 / 6.04%	0 / 0%	0 / 0%	\$725 / 6.04%	0 / 0%	0 / 0%	0 / 0%

*** DOLLARS REPORTED BUT NOT SHOWN IN THESE COLUMNS. T=TREASURY, N=NON-TREASURY, S=SUBCONTRACTOR FUNDS & PROCUREMENT CARD HUB PURCHASES, TC=TERM CONTRACT, I= INTER GOVERNMENTAL PAYMENTS.



TEXAS HISTORICALLY UNDERUTILIZED BUSINESS (HUB) ANNUAL REPORT RECEIVED FOR FISCAL YEAR 2024

SECTION VII - STATE AGENCY EXPENDITURE DATA

RECORD TYPE	TOTAL EXPENDITURE	TOTAL SPENT WITH HUBS AMOUNT / %	BLACK AMOUNT / %	HISPANIC AMOUNT / %	WOMAN AMOUNT / %	ASIAN PACIFIC AMOUNT / %	NATIVE AMERICAN AMOUNT / %	SERVICE-DISABLED VETERAN AMOUNT / %
231 - COURT OF APPEALS - ELEVENTH COURT - Statewide Grand Total Expenditures								
-I	0	0 / 0%	0 / 0%	0 / 0%	0 / 0%	0 / 0%	0 / 0%	0 / 0%
N	0	0 / 0%	0 / 0%	0 / 0%	0 / 0%	0 / 0%	0 / 0%	0 / 0%
S	***	0 / 0%	0 / 0%	0 / 0%	0 / 0%	0 / 0%	0 / 0%	0 / 0%
T	\$58,339	\$725 / 1.24%	0 / 0%	0 / 0%	\$725 / 1.24%	0 / 0%	0 / 0%	0 / 0%
-TC	\$2,846	0 / 0%	0 / 0%	0 / 0%	0 / 0%	0 / 0%	0 / 0%	0 / 0%
	\$55,493	\$725 / 1.31%	0 / 0%	0 / 0%	\$725 / 1.31%	0 / 0%	0 / 0%	0 / 0%

*** DOLLARS REPORTED BUT NOT SHOWN IN THESE COLUMNS. T=TREASURY, N=NON-TREASURY, S=SUBCONTRACTOR FUNDS & PROCUREMENT CARD HUB PURCHASES, TC=TERM CONTRACT, I= INTER GOVERNMENTAL PAYMENTS.



TEXAS HISTORICALLY UNDERUTILIZED BUSINESS (HUB) ANNUAL REPORT RECEIVED FOR FISCAL YEAR 2024

SECTION VII - STATE AGENCY EXPENDITURE DATA

RECORD TYPE	TOTAL EXPENDITURE	TOTAL SPENT WITH HUBS AMOUNT / %	BLACK AMOUNT / %	HISPANIC AMOUNT / %	WOMAN AMOUNT / %	ASIAN PACIFIC AMOUNT / %	NATIVE AMERICAN AMOUNT / %	SERVICE-DISABLED VETERAN AMOUNT / %
232 - COURT OF APPEALS - TWELFTH DISTRICT - HEAVY CONSTRUCTION UNADJUSTED GOAL IS 11.2%								
-I	0	0 / 0%	0 / 0%	0 / 0%	0 / 0%	0 / 0%	0 / 0%	0 / 0%
N	0	0 / 0%	0 / 0%	0 / 0%	0 / 0%	0 / 0%	0 / 0%	0 / 0%
S	***	0 / 0%	0 / 0%	0 / 0%	0 / 0%	0 / 0%	0 / 0%	0 / 0%
T	0	0 / 0%	0 / 0%	0 / 0%	0 / 0%	0 / 0%	0 / 0%	0 / 0%
-TC	0	0 / 0%	0 / 0%	0 / 0%	0 / 0%	0 / 0%	0 / 0%	0 / 0%
	0	0 / 0%	0 / 0%	0 / 0%	0 / 0%	0 / 0%	0 / 0%	0 / 0%

232 - COURT OF APPEALS - TWELFTH DISTRICT - BUILDING CONSTRUCTION UNADJUSTED GOAL IS 21.1%								
-I	0	0 / 0%	0 / 0%	0 / 0%	0 / 0%	0 / 0%	0 / 0%	0 / 0%
N	0	0 / 0%	0 / 0%	0 / 0%	0 / 0%	0 / 0%	0 / 0%	0 / 0%
S	***	0 / 0%	0 / 0%	0 / 0%	0 / 0%	0 / 0%	0 / 0%	0 / 0%
T	0	0 / 0%	0 / 0%	0 / 0%	0 / 0%	0 / 0%	0 / 0%	0 / 0%
-TC	0	0 / 0%	0 / 0%	0 / 0%	0 / 0%	0 / 0%	0 / 0%	0 / 0%
	0	0 / 0%	0 / 0%	0 / 0%	0 / 0%	0 / 0%	0 / 0%	0 / 0%

232 - COURT OF APPEALS - TWELFTH DISTRICT - SPECIAL TRADE UNADJUSTED GOAL IS 32.9%								
-I	0	0 / 0%	0 / 0%	0 / 0%	0 / 0%	0 / 0%	0 / 0%	0 / 0%
N	0	0 / 0%	0 / 0%	0 / 0%	0 / 0%	0 / 0%	0 / 0%	0 / 0%
S	***	0 / 0%	0 / 0%	0 / 0%	0 / 0%	0 / 0%	0 / 0%	0 / 0%
T	0	0 / 0%	0 / 0%	0 / 0%	0 / 0%	0 / 0%	0 / 0%	0 / 0%
-TC	0	0 / 0%	0 / 0%	0 / 0%	0 / 0%	0 / 0%	0 / 0%	0 / 0%
	0	0 / 0%	0 / 0%	0 / 0%	0 / 0%	0 / 0%	0 / 0%	0 / 0%

*** DOLLARS REPORTED BUT NOT SHOWN IN THESE COLUMNS. T=TREASURY, N=NON-TREASURY, S=SUBCONTRACTOR FUNDS & PROCUREMENT CARD HUB PURCHASES, TC=TERM CONTRACT, I= INTER GOVERNMENTAL PAYMENTS.



TEXAS HISTORICALLY UNDERUTILIZED BUSINESS (HUB) ANNUAL REPORT RECEIVED FOR FISCAL YEAR 2024

SECTION VII - STATE AGENCY EXPENDITURE DATA

RECORD TYPE	TOTAL EXPENDITURE	TOTAL SPENT WITH HUBS AMOUNT / %	BLACK AMOUNT / %	HISPANIC AMOUNT / %	WOMAN AMOUNT / %	ASIAN PACIFIC AMOUNT / %	NATIVE AMERICAN AMOUNT / %	SERVICE-DISABLED VETERAN AMOUNT / %
232 - COURT OF APPEALS - TWELFTH DISTRICT - PROFESSIONAL SERVICES UNADJUSTED GOAL IS 23.7%								
-I	0	0 / 0%	0 / 0%	0 / 0%	0 / 0%	0 / 0%	0 / 0%	0 / 0%
N	0	0 / 0%	0 / 0%	0 / 0%	0 / 0%	0 / 0%	0 / 0%	0 / 0%
S	***	0 / 0%	0 / 0%	0 / 0%	0 / 0%	0 / 0%	0 / 0%	0 / 0%
T	0	0 / 0%	0 / 0%	0 / 0%	0 / 0%	0 / 0%	0 / 0%	0 / 0%
-TC	0	0 / 0%	0 / 0%	0 / 0%	0 / 0%	0 / 0%	0 / 0%	0 / 0%
	0	0 / 0%	0 / 0%	0 / 0%	0 / 0%	0 / 0%	0 / 0%	0 / 0%
232 - COURT OF APPEALS - TWELFTH DISTRICT - OTHER SERVICES UNADJUSTED GOAL IS 26%								
-I	0	0 / 0%	0 / 0%	0 / 0%	0 / 0%	0 / 0%	0 / 0%	0 / 0%
N	0	0 / 0%	0 / 0%	0 / 0%	0 / 0%	0 / 0%	0 / 0%	0 / 0%
S	***	0 / 0%	0 / 0%	0 / 0%	0 / 0%	0 / 0%	0 / 0%	0 / 0%
T	\$19,309	0 / 0%	0 / 0%	0 / 0%	0 / 0%	0 / 0%	0 / 0%	0 / 0%
-TC	0	0 / 0%	0 / 0%	0 / 0%	0 / 0%	0 / 0%	0 / 0%	0 / 0%
	\$19,309	0 / 0%	0 / 0%	0 / 0%	0 / 0%	0 / 0%	0 / 0%	0 / 0%
232 - COURT OF APPEALS - TWELFTH DISTRICT - COMMODITY PURCHASING UNADJUSTED GOAL IS 21.1%								
-I	0	0 / 0%	0 / 0%	0 / 0%	0 / 0%	0 / 0%	0 / 0%	0 / 0%
N	0	0 / 0%	0 / 0%	0 / 0%	0 / 0%	0 / 0%	0 / 0%	0 / 0%
S	***	0 / 0%	0 / 0%	0 / 0%	0 / 0%	0 / 0%	0 / 0%	0 / 0%
T	\$3,268	\$2,800 / 85.70%	0 / 0%	0 / 0%	\$2,800 / 85.70%	0 / 0%	0 / 0%	0 / 0%
-TC	0	0 / 0%	0 / 0%	0 / 0%	0 / 0%	0 / 0%	0 / 0%	0 / 0%
	\$3,268	\$2,800 / 85.70%	0 / 0%	0 / 0%	\$2,800 / 85.70%	0 / 0%	0 / 0%	0 / 0%

*** DOLLARS REPORTED BUT NOT SHOWN IN THESE COLUMNS. T=TREASURY, N=NON-TREASURY, S=SUBCONTRACTOR FUNDS & PROCUREMENT CARD HUB PURCHASES, TC=TERM CONTRACT, I= INTER GOVERNMENTAL PAYMENTS.



TEXAS HISTORICALLY UNDERUTILIZED BUSINESS (HUB) ANNUAL REPORT RECEIVED FOR FISCAL YEAR 2024

SECTION VII - STATE AGENCY EXPENDITURE DATA

RECORD TYPE	TOTAL EXPENDITURE	TOTAL SPENT WITH HUBS AMOUNT / %	BLACK AMOUNT / %	HISPANIC AMOUNT / %	WOMAN AMOUNT / %	ASIAN PACIFIC AMOUNT / %	NATIVE AMERICAN AMOUNT / %	SERVICE-DISABLED VETERAN AMOUNT / %
232 - COURT OF APPEALS - TWELFTH DISTRICT - Statewide Grand Total Expenditures								
-I	0	0 / 0%	0 / 0%	0 / 0%	0 / 0%	0 / 0%	0 / 0%	0 / 0%
N	0	0 / 0%	0 / 0%	0 / 0%	0 / 0%	0 / 0%	0 / 0%	0 / 0%
S	***	0 / 0%	0 / 0%	0 / 0%	0 / 0%	0 / 0%	0 / 0%	0 / 0%
T	\$22,577	\$2,800 / 12.40%	0 / 0%	0 / 0%	\$2,800 / 12.40%	0 / 0%	0 / 0%	0 / 0%
-TC	0	0 / 0%	0 / 0%	0 / 0%	0 / 0%	0 / 0%	0 / 0%	0 / 0%
	\$22,577	\$2,800 / 12.40%	0 / 0%	0 / 0%	\$2,800 / 12.40%	0 / 0%	0 / 0%	0 / 0%

*** DOLLARS REPORTED BUT NOT SHOWN IN THESE COLUMNS. T=TREASURY, N=NON-TREASURY, S=SUBCONTRACTOR FUNDS & PROCUREMENT CARD HUB PURCHASES, TC=TERM CONTRACT, I= INTER GOVERNMENTAL PAYMENTS.



TEXAS HISTORICALLY UNDERUTILIZED BUSINESS (HUB) ANNUAL REPORT RECEIVED FOR FISCAL YEAR 2024

SECTION VII - STATE AGENCY EXPENDITURE DATA

RECORD TYPE	TOTAL EXPENDITURE	TOTAL SPENT WITH HUBS AMOUNT / %	BLACK AMOUNT / %	HISPANIC AMOUNT / %	WOMAN AMOUNT / %	ASIAN PACIFIC AMOUNT / %	NATIVE AMERICAN AMOUNT / %	SERVICE-DISABLED VETERAN AMOUNT / %
-------------	-------------------	----------------------------------	------------------	---------------------	------------------	--------------------------	----------------------------	-------------------------------------

233 - COURT OF APPEALS - THIRTEENTH COURT - HEAVY CONSTRUCTION UNADJUSTED GOAL IS 11.2%

-I	0	0 / 0%	0 / 0%	0 / 0%	0 / 0%	0 / 0%	0 / 0%	0 / 0%
N	0	0 / 0%	0 / 0%	0 / 0%	0 / 0%	0 / 0%	0 / 0%	0 / 0%
S	***	0 / 0%	0 / 0%	0 / 0%	0 / 0%	0 / 0%	0 / 0%	0 / 0%
T	0	0 / 0%	0 / 0%	0 / 0%	0 / 0%	0 / 0%	0 / 0%	0 / 0%
-TC	0	0 / 0%	0 / 0%	0 / 0%	0 / 0%	0 / 0%	0 / 0%	0 / 0%
	0	0 / 0%	0 / 0%	0 / 0%	0 / 0%	0 / 0%	0 / 0%	0 / 0%

233 - COURT OF APPEALS - THIRTEENTH COURT - BUILDING CONSTRUCTION UNADJUSTED GOAL IS 21.1%

-I	0	0 / 0%	0 / 0%	0 / 0%	0 / 0%	0 / 0%	0 / 0%	0 / 0%
N	0	0 / 0%	0 / 0%	0 / 0%	0 / 0%	0 / 0%	0 / 0%	0 / 0%
S	***	0 / 0%	0 / 0%	0 / 0%	0 / 0%	0 / 0%	0 / 0%	0 / 0%
T	0	0 / 0%	0 / 0%	0 / 0%	0 / 0%	0 / 0%	0 / 0%	0 / 0%
-TC	0	0 / 0%	0 / 0%	0 / 0%	0 / 0%	0 / 0%	0 / 0%	0 / 0%
	0	0 / 0%	0 / 0%	0 / 0%	0 / 0%	0 / 0%	0 / 0%	0 / 0%

233 - COURT OF APPEALS - THIRTEENTH COURT - SPECIAL TRADE UNADJUSTED GOAL IS 32.9%

-I	0	0 / 0%	0 / 0%	0 / 0%	0 / 0%	0 / 0%	0 / 0%	0 / 0%
N	0	0 / 0%	0 / 0%	0 / 0%	0 / 0%	0 / 0%	0 / 0%	0 / 0%
S	***	0 / 0%	0 / 0%	0 / 0%	0 / 0%	0 / 0%	0 / 0%	0 / 0%
T	0	0 / 0%	0 / 0%	0 / 0%	0 / 0%	0 / 0%	0 / 0%	0 / 0%
-TC	0	0 / 0%	0 / 0%	0 / 0%	0 / 0%	0 / 0%	0 / 0%	0 / 0%
	0	0 / 0%	0 / 0%	0 / 0%	0 / 0%	0 / 0%	0 / 0%	0 / 0%

*** DOLLARS REPORTED BUT NOT SHOWN IN THESE COLUMNS. T=TREASURY, N=NON-TREASURY, S=SUBCONTRACTOR FUNDS & PROCUREMENT CARD HUB PURCHASES, TC=TERM CONTRACT, I= INTER GOVERNMENTAL PAYMENTS.



TEXAS HISTORICALLY UNDERUTILIZED BUSINESS (HUB) ANNUAL REPORT RECEIVED FOR FISCAL YEAR 2024

SECTION VII - STATE AGENCY EXPENDITURE DATA

RECORD TYPE	TOTAL EXPENDITURE	TOTAL SPENT WITH HUBS AMOUNT / %	BLACK AMOUNT / %	HISPANIC AMOUNT / %	WOMAN AMOUNT / %	ASIAN PACIFIC AMOUNT / %	NATIVE AMERICAN AMOUNT / %	SERVICE-DISABLED VETERAN AMOUNT / %
233 - COURT OF APPEALS - THIRTEENTH COURT - PROFESSIONAL SERVICES UNADJUSTED GOAL IS 23.7%								
-I	0	0 / 0%	0 / 0%	0 / 0%	0 / 0%	0 / 0%	0 / 0%	0 / 0%
N	0	0 / 0%	0 / 0%	0 / 0%	0 / 0%	0 / 0%	0 / 0%	0 / 0%
S	***	0 / 0%	0 / 0%	0 / 0%	0 / 0%	0 / 0%	0 / 0%	0 / 0%
T	0	0 / 0%	0 / 0%	0 / 0%	0 / 0%	0 / 0%	0 / 0%	0 / 0%
-TC	0	0 / 0%	0 / 0%	0 / 0%	0 / 0%	0 / 0%	0 / 0%	0 / 0%
	0	0 / 0%	0 / 0%	0 / 0%	0 / 0%	0 / 0%	0 / 0%	0 / 0%

233 - COURT OF APPEALS - THIRTEENTH COURT - OTHER SERVICES UNADJUSTED GOAL IS 26%								
-I	0	0 / 0%	0 / 0%	0 / 0%	0 / 0%	0 / 0%	0 / 0%	0 / 0%
N	0	0 / 0%	0 / 0%	0 / 0%	0 / 0%	0 / 0%	0 / 0%	0 / 0%
S	***	0 / 0%	0 / 0%	0 / 0%	0 / 0%	0 / 0%	0 / 0%	0 / 0%
T	\$28,440	\$1,912 / 6.72%	0 / 0%	\$1,912 / 6.72%	0 / 0%	0 / 0%	0 / 0%	0 / 0%
-TC	\$824	0 / 0%	0 / 0%	0 / 0%	0 / 0%	0 / 0%	0 / 0%	0 / 0%
	\$27,616	\$1,912 / 6.92%	0 / 0%	\$1,912 / 6.92%	0 / 0%	0 / 0%	0 / 0%	0 / 0%

233 - COURT OF APPEALS - THIRTEENTH COURT - COMMODITY PURCHASING UNADJUSTED GOAL IS 21.1%								
-I	0	0 / 0%	0 / 0%	0 / 0%	0 / 0%	0 / 0%	0 / 0%	0 / 0%
N	0	0 / 0%	0 / 0%	0 / 0%	0 / 0%	0 / 0%	0 / 0%	0 / 0%
S	***	0 / 0%	0 / 0%	0 / 0%	0 / 0%	0 / 0%	0 / 0%	0 / 0%
T	\$28,952	0 / 0%	0 / 0%	0 / 0%	0 / 0%	0 / 0%	0 / 0%	0 / 0%
-TC	\$1,139	0 / 0%	0 / 0%	0 / 0%	0 / 0%	0 / 0%	0 / 0%	0 / 0%
	\$27,813	0 / 0%	0 / 0%	0 / 0%	0 / 0%	0 / 0%	0 / 0%	0 / 0%

*** DOLLARS REPORTED BUT NOT SHOWN IN THESE COLUMNS. T=TREASURY, N=NON-TREASURY, S=SUBCONTRACTOR FUNDS & PROCUREMENT CARD HUB PURCHASES, TC=TERM CONTRACT, I= INTER GOVERNMENTAL PAYMENTS.



TEXAS HISTORICALLY UNDERUTILIZED BUSINESS (HUB) ANNUAL REPORT RECEIVED FOR FISCAL YEAR 2024

SECTION VII - STATE AGENCY EXPENDITURE DATA

RECORD TYPE	TOTAL EXPENDITURE	TOTAL SPENT WITH HUBS AMOUNT / %	BLACK AMOUNT / %	HISPANIC AMOUNT / %	WOMAN AMOUNT / %	ASIAN PACIFIC AMOUNT / %	NATIVE AMERICAN AMOUNT / %	SERVICE-DISABLED VETERAN AMOUNT / %
233 - COURT OF APPEALS - THIRTEENTH COURT - Statewide Grand Total Expenditures								
-I	0	0 / 0%	0 / 0%	0 / 0%	0 / 0%	0 / 0%	0 / 0%	0 / 0%
N	0	0 / 0%	0 / 0%	0 / 0%	0 / 0%	0 / 0%	0 / 0%	0 / 0%
S	***	0 / 0%	0 / 0%	0 / 0%	0 / 0%	0 / 0%	0 / 0%	0 / 0%
T	\$57,392	\$1,912 / 3.33%	0 / 0%	\$1,912 / 3.33%	0 / 0%	0 / 0%	0 / 0%	0 / 0%
-TC	\$1,963	0 / 0%	0 / 0%	0 / 0%	0 / 0%	0 / 0%	0 / 0%	0 / 0%
	\$55,428	\$1,912 / 3.45%	0 / 0%	\$1,912 / 3.45%	0 / 0%	0 / 0%	0 / 0%	0 / 0%

*** DOLLARS REPORTED BUT NOT SHOWN IN THESE COLUMNS. T=TREASURY, N=NON-TREASURY, S=SUBCONTRACTOR FUNDS & PROCUREMENT CARD HUB PURCHASES, TC=TERM CONTRACT, I= INTER GOVERNMENTAL PAYMENTS.



TEXAS HISTORICALLY UNDERUTILIZED BUSINESS (HUB) ANNUAL REPORT RECEIVED FOR FISCAL YEAR 2024

SECTION VII - STATE AGENCY EXPENDITURE DATA

RECORD TYPE	TOTAL EXPENDITURE	TOTAL SPENT WITH HUBS AMOUNT / %	BLACK AMOUNT / %	HISPANIC AMOUNT / %	WOMAN AMOUNT / %	ASIAN PACIFIC AMOUNT / %	NATIVE AMERICAN AMOUNT / %	SERVICE-DISABLED VETERAN AMOUNT / %
234 - COURT OF APPEALS -FOURTEENTH COURT - HEAVY CONSTRUCTION UNADJUSTED GOAL IS 11.2%								
-I	0	0 / 0%	0 / 0%	0 / 0%	0 / 0%	0 / 0%	0 / 0%	0 / 0%
N	0	0 / 0%	0 / 0%	0 / 0%	0 / 0%	0 / 0%	0 / 0%	0 / 0%
S	***	0 / 0%	0 / 0%	0 / 0%	0 / 0%	0 / 0%	0 / 0%	0 / 0%
T	0	0 / 0%	0 / 0%	0 / 0%	0 / 0%	0 / 0%	0 / 0%	0 / 0%
-TC	0	0 / 0%	0 / 0%	0 / 0%	0 / 0%	0 / 0%	0 / 0%	0 / 0%
	0	0 / 0%	0 / 0%	0 / 0%	0 / 0%	0 / 0%	0 / 0%	0 / 0%
234 - COURT OF APPEALS -FOURTEENTH COURT - BUILDING CONSTRUCTION UNADJUSTED GOAL IS 21.1%								
-I	0	0 / 0%	0 / 0%	0 / 0%	0 / 0%	0 / 0%	0 / 0%	0 / 0%
N	0	0 / 0%	0 / 0%	0 / 0%	0 / 0%	0 / 0%	0 / 0%	0 / 0%
S	***	0 / 0%	0 / 0%	0 / 0%	0 / 0%	0 / 0%	0 / 0%	0 / 0%
T	0	0 / 0%	0 / 0%	0 / 0%	0 / 0%	0 / 0%	0 / 0%	0 / 0%
-TC	0	0 / 0%	0 / 0%	0 / 0%	0 / 0%	0 / 0%	0 / 0%	0 / 0%
	0	0 / 0%	0 / 0%	0 / 0%	0 / 0%	0 / 0%	0 / 0%	0 / 0%
234 - COURT OF APPEALS -FOURTEENTH COURT - SPECIAL TRADE UNADJUSTED GOAL IS 32.9%								
-I	0	0 / 0%	0 / 0%	0 / 0%	0 / 0%	0 / 0%	0 / 0%	0 / 0%
N	0	0 / 0%	0 / 0%	0 / 0%	0 / 0%	0 / 0%	0 / 0%	0 / 0%
S	***	0 / 0%	0 / 0%	0 / 0%	0 / 0%	0 / 0%	0 / 0%	0 / 0%
T	0	0 / 0%	0 / 0%	0 / 0%	0 / 0%	0 / 0%	0 / 0%	0 / 0%
-TC	0	0 / 0%	0 / 0%	0 / 0%	0 / 0%	0 / 0%	0 / 0%	0 / 0%
	0	0 / 0%	0 / 0%	0 / 0%	0 / 0%	0 / 0%	0 / 0%	0 / 0%

*** DOLLARS REPORTED BUT NOT SHOWN IN THESE COLUMNS. T=TREASURY, N=NON-TREASURY, S=SUBCONTRACTOR FUNDS & PROCUREMENT CARD HUB PURCHASES, TC=TERM CONTRACT, I= INTER GOVERNMENTAL PAYMENTS.



TEXAS HISTORICALLY UNDERUTILIZED BUSINESS (HUB) ANNUAL REPORT RECEIVED FOR FISCAL YEAR 2024

SECTION VII - STATE AGENCY EXPENDITURE DATA

RECORD TYPE	TOTAL EXPENDITURE	TOTAL SPENT WITH HUBS AMOUNT / %	BLACK AMOUNT / %	HISPANIC AMOUNT / %	WOMAN AMOUNT / %	ASIAN PACIFIC AMOUNT / %	NATIVE AMERICAN AMOUNT / %	SERVICE-DISABLED VETERAN AMOUNT / %
-------------	-------------------	----------------------------------	------------------	---------------------	------------------	--------------------------	----------------------------	-------------------------------------

234 - COURT OF APPEALS -FOURTEENTH COURT - PROFESSIONAL SERVICES UNADJUSTED GOAL IS 23.7%

-I	0	0 / 0%	0 / 0%	0 / 0%	0 / 0%	0 / 0%	0 / 0%	0 / 0%
N	0	0 / 0%	0 / 0%	0 / 0%	0 / 0%	0 / 0%	0 / 0%	0 / 0%
S	***	0 / 0%	0 / 0%	0 / 0%	0 / 0%	0 / 0%	0 / 0%	0 / 0%
T	0	0 / 0%	0 / 0%	0 / 0%	0 / 0%	0 / 0%	0 / 0%	0 / 0%
-TC	0	0 / 0%	0 / 0%	0 / 0%	0 / 0%	0 / 0%	0 / 0%	0 / 0%
	0	0 / 0%	0 / 0%	0 / 0%	0 / 0%	0 / 0%	0 / 0%	0 / 0%

234 - COURT OF APPEALS -FOURTEENTH COURT - OTHER SERVICES UNADJUSTED GOAL IS 26%

-I	0	0 / 0%	0 / 0%	0 / 0%	0 / 0%	0 / 0%	0 / 0%	0 / 0%
N	0	0 / 0%	0 / 0%	0 / 0%	0 / 0%	0 / 0%	0 / 0%	0 / 0%
S	***	0 / 0%	0 / 0%	0 / 0%	0 / 0%	0 / 0%	0 / 0%	0 / 0%
T	\$20,201	0 / 0%	0 / 0%	0 / 0%	0 / 0%	0 / 0%	0 / 0%	0 / 0%
-TC	\$54	0 / 0%	0 / 0%	0 / 0%	0 / 0%	0 / 0%	0 / 0%	0 / 0%
	\$20,147	0 / 0%	0 / 0%	0 / 0%	0 / 0%	0 / 0%	0 / 0%	0 / 0%

234 - COURT OF APPEALS -FOURTEENTH COURT - COMMODITY PURCHASING UNADJUSTED GOAL IS 21.1%

-I	0	0 / 0%	0 / 0%	0 / 0%	0 / 0%	0 / 0%	0 / 0%	0 / 0%
N	0	0 / 0%	0 / 0%	0 / 0%	0 / 0%	0 / 0%	0 / 0%	0 / 0%
S	***	0 / 0%	0 / 0%	0 / 0%	0 / 0%	0 / 0%	0 / 0%	0 / 0%
T	\$1,971	0 / 0%	0 / 0%	0 / 0%	0 / 0%	0 / 0%	0 / 0%	0 / 0%
-TC	0	0 / 0%	0 / 0%	0 / 0%	0 / 0%	0 / 0%	0 / 0%	0 / 0%
	\$1,971	0 / 0%	0 / 0%	0 / 0%	0 / 0%	0 / 0%	0 / 0%	0 / 0%

*** DOLLARS REPORTED BUT NOT SHOWN IN THESE COLUMNS. T=TREASURY, N=NON-TREASURY, S=SUBCONTRACTOR FUNDS & PROCUREMENT CARD HUB PURCHASES, TC=TERM CONTRACT, I= INTER GOVERNMENTAL PAYMENTS.



TEXAS HISTORICALLY UNDERUTILIZED BUSINESS (HUB) ANNUAL REPORT RECEIVED FOR FISCAL YEAR 2024

SECTION VII - STATE AGENCY EXPENDITURE DATA

RECORD TYPE	TOTAL EXPENDITURE	TOTAL SPENT WITH HUBS AMOUNT / %	BLACK AMOUNT / %	HISPANIC AMOUNT / %	WOMAN AMOUNT / %	ASIAN PACIFIC AMOUNT / %	NATIVE AMERICAN AMOUNT / %	SERVICE-DISABLED VETERAN AMOUNT / %
234 - COURT OF APPEALS -FOURTEENTH COURT - Statewide Grand Total Expenditures								
-I	0	0 / 0%	0 / 0%	0 / 0%	0 / 0%	0 / 0%	0 / 0%	0 / 0%
N	0	0 / 0%	0 / 0%	0 / 0%	0 / 0%	0 / 0%	0 / 0%	0 / 0%
S	***	0 / 0%	0 / 0%	0 / 0%	0 / 0%	0 / 0%	0 / 0%	0 / 0%
T	\$22,172	0 / 0%	0 / 0%	0 / 0%	0 / 0%	0 / 0%	0 / 0%	0 / 0%
-TC	\$54	0 / 0%	0 / 0%	0 / 0%	0 / 0%	0 / 0%	0 / 0%	0 / 0%
	\$22,118	0 / 0%	0 / 0%	0 / 0%	0 / 0%	0 / 0%	0 / 0%	0 / 0%

*** DOLLARS REPORTED BUT NOT SHOWN IN THESE COLUMNS. T=TREASURY, N=NON-TREASURY, S=SUBCONTRACTOR FUNDS & PROCUREMENT CARD HUB PURCHASES, TC=TERM CONTRACT, I= INTER GOVERNMENTAL PAYMENTS.



TEXAS HISTORICALLY UNDERUTILIZED BUSINESS (HUB) ANNUAL REPORT RECEIVED FOR FISCAL YEAR 2024

SECTION VII - STATE AGENCY EXPENDITURE DATA

RECORD TYPE	TOTAL EXPENDITURE	TOTAL SPENT WITH HUBS AMOUNT / %	BLACK AMOUNT / %	HISPANIC AMOUNT / %	WOMAN AMOUNT / %	ASIAN PACIFIC AMOUNT / %	NATIVE AMERICAN AMOUNT / %	SERVICE-DISABLED VETERAN AMOUNT / %
242 - COMMISSION ON JUDICIAL CONDUCT - HEAVY CONSTRUCTION UNADJUSTED GOAL IS 11.2%								
-I	0	0 / 0%	0 / 0%	0 / 0%	0 / 0%	0 / 0%	0 / 0%	0 / 0%
N	0	0 / 0%	0 / 0%	0 / 0%	0 / 0%	0 / 0%	0 / 0%	0 / 0%
S	***	0 / 0%	0 / 0%	0 / 0%	0 / 0%	0 / 0%	0 / 0%	0 / 0%
T	0	0 / 0%	0 / 0%	0 / 0%	0 / 0%	0 / 0%	0 / 0%	0 / 0%
-TC	0	0 / 0%	0 / 0%	0 / 0%	0 / 0%	0 / 0%	0 / 0%	0 / 0%
	0	0 / 0%	0 / 0%	0 / 0%	0 / 0%	0 / 0%	0 / 0%	0 / 0%

242 - COMMISSION ON JUDICIAL CONDUCT - BUILDING CONSTRUCTION UNADJUSTED GOAL IS 21.1%								
-I	0	0 / 0%	0 / 0%	0 / 0%	0 / 0%	0 / 0%	0 / 0%	0 / 0%
N	0	0 / 0%	0 / 0%	0 / 0%	0 / 0%	0 / 0%	0 / 0%	0 / 0%
S	***	0 / 0%	0 / 0%	0 / 0%	0 / 0%	0 / 0%	0 / 0%	0 / 0%
T	0	0 / 0%	0 / 0%	0 / 0%	0 / 0%	0 / 0%	0 / 0%	0 / 0%
-TC	0	0 / 0%	0 / 0%	0 / 0%	0 / 0%	0 / 0%	0 / 0%	0 / 0%
	0	0 / 0%	0 / 0%	0 / 0%	0 / 0%	0 / 0%	0 / 0%	0 / 0%

242 - COMMISSION ON JUDICIAL CONDUCT - SPECIAL TRADE UNADJUSTED GOAL IS 32.9%								
-I	0	0 / 0%	0 / 0%	0 / 0%	0 / 0%	0 / 0%	0 / 0%	0 / 0%
N	0	0 / 0%	0 / 0%	0 / 0%	0 / 0%	0 / 0%	0 / 0%	0 / 0%
S	***	0 / 0%	0 / 0%	0 / 0%	0 / 0%	0 / 0%	0 / 0%	0 / 0%
T	0	0 / 0%	0 / 0%	0 / 0%	0 / 0%	0 / 0%	0 / 0%	0 / 0%
-TC	0	0 / 0%	0 / 0%	0 / 0%	0 / 0%	0 / 0%	0 / 0%	0 / 0%
	0	0 / 0%	0 / 0%	0 / 0%	0 / 0%	0 / 0%	0 / 0%	0 / 0%

*** DOLLARS REPORTED BUT NOT SHOWN IN THESE COLUMNS. T=TREASURY, N=NON-TREASURY, S=SUBCONTRACTOR FUNDS & PROCUREMENT CARD HUB PURCHASES, TC=TERM CONTRACT, I= INTER GOVERNMENTAL PAYMENTS.



TEXAS HISTORICALLY UNDERUTILIZED BUSINESS (HUB) ANNUAL REPORT RECEIVED FOR FISCAL YEAR 2024

SECTION VII - STATE AGENCY EXPENDITURE DATA

RECORD TYPE	TOTAL EXPENDITURE	TOTAL SPENT WITH HUBS AMOUNT / %	BLACK AMOUNT / %	HISPANIC AMOUNT / %	WOMAN AMOUNT / %	ASIAN PACIFIC AMOUNT / %	NATIVE AMERICAN AMOUNT / %	SERVICE-DISABLED VETERAN AMOUNT / %
242 - COMMISSION ON JUDICIAL CONDUCT - PROFESSIONAL SERVICES UNADJUSTED GOAL IS 23.7%								
-I	0	0 / 0%	0 / 0%	0 / 0%	0 / 0%	0 / 0%	0 / 0%	0 / 0%
N	0	0 / 0%	0 / 0%	0 / 0%	0 / 0%	0 / 0%	0 / 0%	0 / 0%
S	***	0 / 0%	0 / 0%	0 / 0%	0 / 0%	0 / 0%	0 / 0%	0 / 0%
T	0	0 / 0%	0 / 0%	0 / 0%	0 / 0%	0 / 0%	0 / 0%	0 / 0%
-TC	0	0 / 0%	0 / 0%	0 / 0%	0 / 0%	0 / 0%	0 / 0%	0 / 0%
	0	0 / 0%	0 / 0%	0 / 0%	0 / 0%	0 / 0%	0 / 0%	0 / 0%

242 - COMMISSION ON JUDICIAL CONDUCT - OTHER SERVICES UNADJUSTED GOAL IS 26%								
-I	0	0 / 0%	0 / 0%	0 / 0%	0 / 0%	0 / 0%	0 / 0%	0 / 0%
N	0	0 / 0%	0 / 0%	0 / 0%	0 / 0%	0 / 0%	0 / 0%	0 / 0%
S	***	0 / 0%	0 / 0%	0 / 0%	0 / 0%	0 / 0%	0 / 0%	0 / 0%
T	\$58,603	0 / 0%	0 / 0%	0 / 0%	0 / 0%	0 / 0%	0 / 0%	0 / 0%
-TC	0	0 / 0%	0 / 0%	0 / 0%	0 / 0%	0 / 0%	0 / 0%	0 / 0%
	\$58,603	0 / 0%	0 / 0%	0 / 0%	0 / 0%	0 / 0%	0 / 0%	0 / 0%

242 - COMMISSION ON JUDICIAL CONDUCT - COMMODITY PURCHASING UNADJUSTED GOAL IS 21.1%								
-I	0	0 / 0%	0 / 0%	0 / 0%	0 / 0%	0 / 0%	0 / 0%	0 / 0%
N	0	0 / 0%	0 / 0%	0 / 0%	0 / 0%	0 / 0%	0 / 0%	0 / 0%
S	***	0 / 0%	0 / 0%	0 / 0%	0 / 0%	0 / 0%	0 / 0%	0 / 0%
T	\$14,039	0 / 0%	0 / 0%	0 / 0%	0 / 0%	0 / 0%	0 / 0%	0 / 0%
-TC	\$790	0 / 0%	0 / 0%	0 / 0%	0 / 0%	0 / 0%	0 / 0%	0 / 0%
	\$13,249	0 / 0%	0 / 0%	0 / 0%	0 / 0%	0 / 0%	0 / 0%	0 / 0%

*** DOLLARS REPORTED BUT NOT SHOWN IN THESE COLUMNS. T=TREASURY, N=NON-TREASURY, S=SUBCONTRACTOR FUNDS & PROCUREMENT CARD HUB PURCHASES, TC=TERM CONTRACT, I= INTER GOVERNMENTAL PAYMENTS.



TEXAS HISTORICALLY UNDERUTILIZED BUSINESS (HUB) ANNUAL REPORT RECEIVED FOR FISCAL YEAR 2024

SECTION VII - STATE AGENCY EXPENDITURE DATA

RECORD TYPE	TOTAL EXPENDITURE	TOTAL SPENT WITH HUBS AMOUNT / %	BLACK AMOUNT / %	HISPANIC AMOUNT / %	WOMAN AMOUNT / %	ASIAN PACIFIC AMOUNT / %	NATIVE AMERICAN AMOUNT / %	SERVICE-DISABLED VETERAN AMOUNT / %
242 - COMMISSION ON JUDICIAL CONDUCT - Statewide Grand Total Expenditures								
-I	0	0 / 0%	0 / 0%	0 / 0%	0 / 0%	0 / 0%	0 / 0%	0 / 0%
N	0	0 / 0%	0 / 0%	0 / 0%	0 / 0%	0 / 0%	0 / 0%	0 / 0%
S	***	0 / 0%	0 / 0%	0 / 0%	0 / 0%	0 / 0%	0 / 0%	0 / 0%
T	\$72,642	0 / 0%	0 / 0%	0 / 0%	0 / 0%	0 / 0%	0 / 0%	0 / 0%
-TC	\$790	0 / 0%	0 / 0%	0 / 0%	0 / 0%	0 / 0%	0 / 0%	0 / 0%
	\$71,852	0 / 0%	0 / 0%	0 / 0%	0 / 0%	0 / 0%	0 / 0%	0 / 0%

*** DOLLARS REPORTED BUT NOT SHOWN IN THESE COLUMNS. T=TREASURY, N=NON-TREASURY, S=SUBCONTRACTOR FUNDS & PROCUREMENT CARD HUB PURCHASES, TC=TERM CONTRACT, I= INTER GOVERNMENTAL PAYMENTS.



TEXAS HISTORICALLY UNDERUTILIZED BUSINESS (HUB) ANNUAL REPORT RECEIVED FOR FISCAL YEAR 2024

SECTION VII - STATE AGENCY EXPENDITURE DATA

RECORD TYPE	TOTAL EXPENDITURE	TOTAL SPENT WITH HUBS AMOUNT / %	BLACK AMOUNT / %	HISPANIC AMOUNT / %	WOMAN AMOUNT / %	ASIAN PACIFIC AMOUNT / %	NATIVE AMERICAN AMOUNT / %	SERVICE-DISABLED VETERAN AMOUNT / %
243 - STATE LAW LIBRARY - HEAVY CONSTRUCTION UNADJUSTED GOAL IS 11.2%								
-I	0	0 / 0%	0 / 0%	0 / 0%	0 / 0%	0 / 0%	0 / 0%	0 / 0%
N	0	0 / 0%	0 / 0%	0 / 0%	0 / 0%	0 / 0%	0 / 0%	0 / 0%
S	***	0 / 0%	0 / 0%	0 / 0%	0 / 0%	0 / 0%	0 / 0%	0 / 0%
T	0	0 / 0%	0 / 0%	0 / 0%	0 / 0%	0 / 0%	0 / 0%	0 / 0%
-TC	0	0 / 0%	0 / 0%	0 / 0%	0 / 0%	0 / 0%	0 / 0%	0 / 0%
	0	0 / 0%	0 / 0%	0 / 0%	0 / 0%	0 / 0%	0 / 0%	0 / 0%
243 - STATE LAW LIBRARY - BUILDING CONSTRUCTION UNADJUSTED GOAL IS 21.1%								
-I	0	0 / 0%	0 / 0%	0 / 0%	0 / 0%	0 / 0%	0 / 0%	0 / 0%
N	0	0 / 0%	0 / 0%	0 / 0%	0 / 0%	0 / 0%	0 / 0%	0 / 0%
S	***	0 / 0%	0 / 0%	0 / 0%	0 / 0%	0 / 0%	0 / 0%	0 / 0%
T	0	0 / 0%	0 / 0%	0 / 0%	0 / 0%	0 / 0%	0 / 0%	0 / 0%
-TC	0	0 / 0%	0 / 0%	0 / 0%	0 / 0%	0 / 0%	0 / 0%	0 / 0%
	0	0 / 0%	0 / 0%	0 / 0%	0 / 0%	0 / 0%	0 / 0%	0 / 0%
243 - STATE LAW LIBRARY - SPECIAL TRADE UNADJUSTED GOAL IS 32.9%								
-I	0	0 / 0%	0 / 0%	0 / 0%	0 / 0%	0 / 0%	0 / 0%	0 / 0%
N	0	0 / 0%	0 / 0%	0 / 0%	0 / 0%	0 / 0%	0 / 0%	0 / 0%
S	***	0 / 0%	0 / 0%	0 / 0%	0 / 0%	0 / 0%	0 / 0%	0 / 0%
T	0	0 / 0%	0 / 0%	0 / 0%	0 / 0%	0 / 0%	0 / 0%	0 / 0%
-TC	0	0 / 0%	0 / 0%	0 / 0%	0 / 0%	0 / 0%	0 / 0%	0 / 0%
	0	0 / 0%	0 / 0%	0 / 0%	0 / 0%	0 / 0%	0 / 0%	0 / 0%

*** DOLLARS REPORTED BUT NOT SHOWN IN THESE COLUMNS. T=TREASURY, N=NON-TREASURY, S=SUBCONTRACTOR FUNDS & PROCUREMENT CARD HUB PURCHASES, TC=TERM CONTRACT, I= INTER GOVERNMENTAL PAYMENTS.



TEXAS HISTORICALLY UNDERUTILIZED BUSINESS (HUB) ANNUAL REPORT RECEIVED FOR FISCAL YEAR 2024

SECTION VII - STATE AGENCY EXPENDITURE DATA

RECORD TYPE	TOTAL EXPENDITURE	TOTAL SPENT WITH HUBS AMOUNT / %	BLACK AMOUNT / %	HISPANIC AMOUNT / %	WOMAN AMOUNT / %	ASIAN PACIFIC AMOUNT / %	NATIVE AMERICAN AMOUNT / %	SERVICE-DISABLED VETERAN AMOUNT / %
-------------	-------------------	----------------------------------	------------------	---------------------	------------------	--------------------------	----------------------------	-------------------------------------

243 - STATE LAW LIBRARY - PROFESSIONAL SERVICES UNADJUSTED GOAL IS 23.7%

-I	0	0 / 0%	0 / 0%	0 / 0%	0 / 0%	0 / 0%	0 / 0%	0 / 0%
N	0	0 / 0%	0 / 0%	0 / 0%	0 / 0%	0 / 0%	0 / 0%	0 / 0%
S	***	0 / 0%	0 / 0%	0 / 0%	0 / 0%	0 / 0%	0 / 0%	0 / 0%
T	0	0 / 0%	0 / 0%	0 / 0%	0 / 0%	0 / 0%	0 / 0%	0 / 0%
-TC	0	0 / 0%	0 / 0%	0 / 0%	0 / 0%	0 / 0%	0 / 0%	0 / 0%
	0	0 / 0%	0 / 0%	0 / 0%	0 / 0%	0 / 0%	0 / 0%	0 / 0%

243 - STATE LAW LIBRARY - OTHER SERVICES UNADJUSTED GOAL IS 26%

-I	0	0 / 0%	0 / 0%	0 / 0%	0 / 0%	0 / 0%	0 / 0%	0 / 0%
N	0	0 / 0%	0 / 0%	0 / 0%	0 / 0%	0 / 0%	0 / 0%	0 / 0%
S	***	0 / 0%	0 / 0%	0 / 0%	0 / 0%	0 / 0%	0 / 0%	0 / 0%
T	\$239,699	0 / 0%	0 / 0%	0 / 0%	0 / 0%	0 / 0%	0 / 0%	0 / 0%
-TC	0	0 / 0%	0 / 0%	0 / 0%	0 / 0%	0 / 0%	0 / 0%	0 / 0%
	\$239,699	0 / 0%	0 / 0%	0 / 0%	0 / 0%	0 / 0%	0 / 0%	0 / 0%

243 - STATE LAW LIBRARY - COMMODITY PURCHASING UNADJUSTED GOAL IS 21.1%

-I	0	0 / 0%	0 / 0%	0 / 0%	0 / 0%	0 / 0%	0 / 0%	0 / 0%
N	0	0 / 0%	0 / 0%	0 / 0%	0 / 0%	0 / 0%	0 / 0%	0 / 0%
S	***	0 / 0%	0 / 0%	0 / 0%	0 / 0%	0 / 0%	0 / 0%	0 / 0%
T	\$16,614	\$92 / 0.56%	\$64 / 0.39%	0 / 0%	\$28 / 0.17%	0 / 0%	0 / 0%	0 / 0%
-TC	\$1,146	\$92 / 8.05%	\$64 / 5.62%	0 / 0%	\$28 / 2.43%	0 / 0%	0 / 0%	0 / 0%
	\$15,467	0 / 0%	0 / 0%	0 / 0%	0 / 0%	0 / 0%	0 / 0%	0 / 0%

*** DOLLARS REPORTED BUT NOT SHOWN IN THESE COLUMNS. T=TREASURY, N=NON-TREASURY, S=SUBCONTRACTOR FUNDS & PROCUREMENT CARD HUB PURCHASES, TC=TERM CONTRACT, I= INTER GOVERNMENTAL PAYMENTS.



TEXAS HISTORICALLY UNDERUTILIZED BUSINESS (HUB) ANNUAL REPORT RECEIVED FOR FISCAL YEAR 2024

SECTION VII - STATE AGENCY EXPENDITURE DATA

RECORD TYPE	TOTAL EXPENDITURE	TOTAL SPENT WITH HUBS AMOUNT / %	BLACK AMOUNT / %	HISPANIC AMOUNT / %	WOMAN AMOUNT / %	ASIAN PACIFIC AMOUNT / %	NATIVE AMERICAN AMOUNT / %	SERVICE-DISABLED VETERAN AMOUNT / %
243 - STATE LAW LIBRARY - Statewide Grand Total Expenditures								
-I	0	0 / 0%	0 / 0%	0 / 0%	0 / 0%	0 / 0%	0 / 0%	0 / 0%
N	0	0 / 0%	0 / 0%	0 / 0%	0 / 0%	0 / 0%	0 / 0%	0 / 0%
S	***	0 / 0%	0 / 0%	0 / 0%	0 / 0%	0 / 0%	0 / 0%	0 / 0%
T	\$256,313	\$92 / 0.04%	\$64 / 0.03%	0 / 0%	\$28 / 0.01%	0 / 0%	0 / 0%	0 / 0%
-TC	\$1,146	\$92 / 8.05%	\$64 / 5.62%	0 / 0%	\$28 / 2.43%	0 / 0%	0 / 0%	0 / 0%
	\$255,166	0 / 0%	0 / 0%	0 / 0%	0 / 0%	0 / 0%	0 / 0%	0 / 0%

*** DOLLARS REPORTED BUT NOT SHOWN IN THESE COLUMNS. T=TREASURY, N=NON-TREASURY, S=SUBCONTRACTOR FUNDS & PROCUREMENT CARD HUB PURCHASES, TC=TERM CONTRACT, I= INTER GOVERNMENTAL PAYMENTS.



TEXAS HISTORICALLY UNDERUTILIZED BUSINESS (HUB) ANNUAL REPORT RECEIVED FOR FISCAL YEAR 2024

SECTION VII - STATE AGENCY EXPENDITURE DATA

RECORD TYPE	TOTAL EXPENDITURE	TOTAL SPENT WITH HUBS AMOUNT / %	BLACK AMOUNT / %	HISPANIC AMOUNT / %	WOMAN AMOUNT / %	ASIAN PACIFIC AMOUNT / %	NATIVE AMERICAN AMOUNT / %	SERVICE-DISABLED VETERAN AMOUNT / %
300 - OFFICE OF THE GOVERNOR - FISCAL - HEAVY CONSTRUCTION UNADJUSTED GOAL IS 11.2%								
-I	0	0 / 0%	0 / 0%	0 / 0%	0 / 0%	0 / 0%	0 / 0%	0 / 0%
N	0	0 / 0%	0 / 0%	0 / 0%	0 / 0%	0 / 0%	0 / 0%	0 / 0%
S	***	0 / 0%	0 / 0%	0 / 0%	0 / 0%	0 / 0%	0 / 0%	0 / 0%
T	0	0 / 0%	0 / 0%	0 / 0%	0 / 0%	0 / 0%	0 / 0%	0 / 0%
-TC	0	0 / 0%	0 / 0%	0 / 0%	0 / 0%	0 / 0%	0 / 0%	0 / 0%
	0	0 / 0%	0 / 0%	0 / 0%	0 / 0%	0 / 0%	0 / 0%	0 / 0%
300 - OFFICE OF THE GOVERNOR - FISCAL - BUILDING CONSTRUCTION UNADJUSTED GOAL IS 21.1%								
-I	0	0 / 0%	0 / 0%	0 / 0%	0 / 0%	0 / 0%	0 / 0%	0 / 0%
N	0	0 / 0%	0 / 0%	0 / 0%	0 / 0%	0 / 0%	0 / 0%	0 / 0%
S	***	0 / 0%	0 / 0%	0 / 0%	0 / 0%	0 / 0%	0 / 0%	0 / 0%
T	0	0 / 0%	0 / 0%	0 / 0%	0 / 0%	0 / 0%	0 / 0%	0 / 0%
-TC	0	0 / 0%	0 / 0%	0 / 0%	0 / 0%	0 / 0%	0 / 0%	0 / 0%
	0	0 / 0%	0 / 0%	0 / 0%	0 / 0%	0 / 0%	0 / 0%	0 / 0%
300 - OFFICE OF THE GOVERNOR - FISCAL - SPECIAL TRADE UNADJUSTED GOAL IS 32.9%								
-I	0	0 / 0%	0 / 0%	0 / 0%	0 / 0%	0 / 0%	0 / 0%	0 / 0%
N	0	0 / 0%	0 / 0%	0 / 0%	0 / 0%	0 / 0%	0 / 0%	0 / 0%
S	***	0 / 0%	0 / 0%	0 / 0%	0 / 0%	0 / 0%	0 / 0%	0 / 0%
T	\$11,419	0 / 0%	0 / 0%	0 / 0%	0 / 0%	0 / 0%	0 / 0%	0 / 0%
-TC	0	0 / 0%	0 / 0%	0 / 0%	0 / 0%	0 / 0%	0 / 0%	0 / 0%
	\$11,419	0 / 0%	0 / 0%	0 / 0%	0 / 0%	0 / 0%	0 / 0%	0 / 0%

*** DOLLARS REPORTED BUT NOT SHOWN IN THESE COLUMNS. T=TREASURY, N=NON-TREASURY, S=SUBCONTRACTOR FUNDS & PROCUREMENT CARD HUB PURCHASES, TC=TERM CONTRACT, I= INTER GOVERNMENTAL PAYMENTS.



TEXAS HISTORICALLY UNDERUTILIZED BUSINESS (HUB) ANNUAL REPORT RECEIVED FOR FISCAL YEAR 2024

SECTION VII - STATE AGENCY EXPENDITURE DATA

RECORD TYPE	TOTAL EXPENDITURE	TOTAL SPENT WITH HUBS AMOUNT / %	BLACK AMOUNT / %	HISPANIC AMOUNT / %	WOMAN AMOUNT / %	ASIAN PACIFIC AMOUNT / %	NATIVE AMERICAN AMOUNT / %	SERVICE-DISABLED VETERAN AMOUNT / %
300 - OFFICE OF THE GOVERNOR - FISCAL - PROFESSIONAL SERVICES UNADJUSTED GOAL IS 23.7%								
-I	0	0 / 0%	0 / 0%	0 / 0%	0 / 0%	0 / 0%	0 / 0%	0 / 0%
N	0	0 / 0%	0 / 0%	0 / 0%	0 / 0%	0 / 0%	0 / 0%	0 / 0%
S	***	0 / 0%	0 / 0%	0 / 0%	0 / 0%	0 / 0%	0 / 0%	0 / 0%
T	\$8,990	0 / 0%	0 / 0%	0 / 0%	0 / 0%	0 / 0%	0 / 0%	0 / 0%
-TC	0	0 / 0%	0 / 0%	0 / 0%	0 / 0%	0 / 0%	0 / 0%	0 / 0%
	\$8,990	0 / 0%	0 / 0%	0 / 0%	0 / 0%	0 / 0%	0 / 0%	0 / 0%

300 - OFFICE OF THE GOVERNOR - FISCAL - OTHER SERVICES UNADJUSTED GOAL IS 26%								
-I	0	0 / 0%	0 / 0%	0 / 0%	0 / 0%	0 / 0%	0 / 0%	0 / 0%
N	0	0 / 0%	0 / 0%	0 / 0%	0 / 0%	0 / 0%	0 / 0%	0 / 0%
S	***	0 / 0%	0 / 0%	0 / 0%	0 / 0%	0 / 0%	0 / 0%	0 / 0%
T	\$71,803,878	\$1,353,440 / 1.88%	0 / 0%	0 / 0%	\$1,062,652 / 1.48%	\$290,788 / 0.40%	0 / 0%	0 / 0%
-TC	\$16,885	\$1,451 / 8.60%	0 / 0%	0 / 0%	\$1,451 / 8.60%	0 / 0%	0 / 0%	0 / 0%
	\$71,786,993	\$1,351,988 / 1.88%	0 / 0%	0 / 0%	\$1,061,201 / 1.48%	\$290,788 / 0.41%	0 / 0%	0 / 0%

300 - OFFICE OF THE GOVERNOR - FISCAL - COMMODITY PURCHASING UNADJUSTED GOAL IS 21.1%								
-I	0	0 / 0%	0 / 0%	0 / 0%	0 / 0%	0 / 0%	0 / 0%	0 / 0%
N	0	0 / 0%	0 / 0%	0 / 0%	0 / 0%	0 / 0%	0 / 0%	0 / 0%
S	***	0 / 0%	0 / 0%	0 / 0%	0 / 0%	0 / 0%	0 / 0%	0 / 0%
T	\$56,892	0 / 0%	0 / 0%	0 / 0%	0 / 0%	0 / 0%	0 / 0%	0 / 0%
-TC	\$2,008	0 / 0%	0 / 0%	0 / 0%	0 / 0%	0 / 0%	0 / 0%	0 / 0%
	\$54,884	0 / 0%	0 / 0%	0 / 0%	0 / 0%	0 / 0%	0 / 0%	0 / 0%

*** DOLLARS REPORTED BUT NOT SHOWN IN THESE COLUMNS. T=TREASURY, N=NON-TREASURY, S=SUBCONTRACTOR FUNDS & PROCUREMENT CARD HUB PURCHASES, TC=TERM CONTRACT, I= INTER GOVERNMENTAL PAYMENTS.



TEXAS HISTORICALLY UNDERUTILIZED BUSINESS (HUB) ANNUAL REPORT RECEIVED FOR FISCAL YEAR 2024

SECTION VII - STATE AGENCY EXPENDITURE DATA

RECORD TYPE	TOTAL EXPENDITURE	TOTAL SPENT WITH HUBS AMOUNT / %	BLACK AMOUNT / %	HISPANIC AMOUNT / %	WOMAN AMOUNT / %	ASIAN PACIFIC AMOUNT / %	NATIVE AMERICAN AMOUNT / %	SERVICE-DISABLED VETERAN AMOUNT / %
300 - OFFICE OF THE GOVERNOR - FISCAL - Statewide Grand Total Expenditures								
-I	0	0 / 0%	0 / 0%	0 / 0%	0 / 0%	0 / 0%	0 / 0%	0 / 0%
N	0	0 / 0%	0 / 0%	0 / 0%	0 / 0%	0 / 0%	0 / 0%	0 / 0%
S	***	0 / 0%	0 / 0%	0 / 0%	0 / 0%	0 / 0%	0 / 0%	0 / 0%
T	\$71,881,179	\$1,353,440 / 1.88%	0 / 0%	0 / 0%	\$1,062,652 / 1.48%	\$290,788 / 0.40%	0 / 0%	0 / 0%
-TC	\$18,893	\$1,451 / 7.68%	0 / 0%	0 / 0%	\$1,451 / 7.68%	0 / 0%	0 / 0%	0 / 0%
	\$71,862,286	\$1,351,988 / 1.88%	0 / 0%	0 / 0%	\$1,061,201 / 1.48%	\$290,788 / 0.40%	0 / 0%	0 / 0%

*** DOLLARS REPORTED BUT NOT SHOWN IN THESE COLUMNS. T=TREASURY, N=NON-TREASURY, S=SUBCONTRACTOR FUNDS & PROCUREMENT CARD HUB PURCHASES, TC=TERM CONTRACT, I= INTER GOVERNMENTAL PAYMENTS.



TEXAS HISTORICALLY UNDERUTILIZED BUSINESS (HUB) ANNUAL REPORT RECEIVED FOR FISCAL YEAR 2024

SECTION VII - STATE AGENCY EXPENDITURE DATA

RECORD TYPE	TOTAL EXPENDITURE	TOTAL SPENT WITH HUBS AMOUNT / %	BLACK AMOUNT / %	HISPANIC AMOUNT / %	WOMAN AMOUNT / %	ASIAN PACIFIC AMOUNT / %	NATIVE AMERICAN AMOUNT / %	SERVICE-DISABLED VETERAN AMOUNT / %
301 - OFFICE OF THE GOVERNOR - HEAVY CONSTRUCTION UNADJUSTED GOAL IS 11.2%								
-I	0	0 / 0%	0 / 0%	0 / 0%	0 / 0%	0 / 0%	0 / 0%	0 / 0%
N	0	0 / 0%	0 / 0%	0 / 0%	0 / 0%	0 / 0%	0 / 0%	0 / 0%
S	***	0 / 0%	0 / 0%	0 / 0%	0 / 0%	0 / 0%	0 / 0%	0 / 0%
T	0	0 / 0%	0 / 0%	0 / 0%	0 / 0%	0 / 0%	0 / 0%	0 / 0%
-TC	0	0 / 0%	0 / 0%	0 / 0%	0 / 0%	0 / 0%	0 / 0%	0 / 0%
	0	0 / 0%	0 / 0%	0 / 0%	0 / 0%	0 / 0%	0 / 0%	0 / 0%
301 - OFFICE OF THE GOVERNOR - BUILDING CONSTRUCTION UNADJUSTED GOAL IS 21.1%								
-I	0	0 / 0%	0 / 0%	0 / 0%	0 / 0%	0 / 0%	0 / 0%	0 / 0%
N	0	0 / 0%	0 / 0%	0 / 0%	0 / 0%	0 / 0%	0 / 0%	0 / 0%
S	***	0 / 0%	0 / 0%	0 / 0%	0 / 0%	0 / 0%	0 / 0%	0 / 0%
T	0	0 / 0%	0 / 0%	0 / 0%	0 / 0%	0 / 0%	0 / 0%	0 / 0%
-TC	0	0 / 0%	0 / 0%	0 / 0%	0 / 0%	0 / 0%	0 / 0%	0 / 0%
	0	0 / 0%	0 / 0%	0 / 0%	0 / 0%	0 / 0%	0 / 0%	0 / 0%
301 - OFFICE OF THE GOVERNOR - SPECIAL TRADE UNADJUSTED GOAL IS 32.9%								
-I	0	0 / 0%	0 / 0%	0 / 0%	0 / 0%	0 / 0%	0 / 0%	0 / 0%
N	0	0 / 0%	0 / 0%	0 / 0%	0 / 0%	0 / 0%	0 / 0%	0 / 0%
S	***	0 / 0%	0 / 0%	0 / 0%	0 / 0%	0 / 0%	0 / 0%	0 / 0%
T	0	0 / 0%	0 / 0%	0 / 0%	0 / 0%	0 / 0%	0 / 0%	0 / 0%
-TC	0	0 / 0%	0 / 0%	0 / 0%	0 / 0%	0 / 0%	0 / 0%	0 / 0%
	0	0 / 0%	0 / 0%	0 / 0%	0 / 0%	0 / 0%	0 / 0%	0 / 0%

*** DOLLARS REPORTED BUT NOT SHOWN IN THESE COLUMNS. T=TREASURY, N=NON-TREASURY, S=SUBCONTRACTOR FUNDS & PROCUREMENT CARD HUB PURCHASES, TC=TERM CONTRACT, I= INTER GOVERNMENTAL PAYMENTS.



TEXAS HISTORICALLY UNDERUTILIZED BUSINESS (HUB) ANNUAL REPORT RECEIVED FOR FISCAL YEAR 2024

SECTION VII - STATE AGENCY EXPENDITURE DATA

RECORD TYPE	TOTAL EXPENDITURE	TOTAL SPENT WITH HUBS AMOUNT / %	BLACK AMOUNT / %	HISPANIC AMOUNT / %	WOMAN AMOUNT / %	ASIAN PACIFIC AMOUNT / %	NATIVE AMERICAN AMOUNT / %	SERVICE-DISABLED VETERAN AMOUNT / %
301 - OFFICE OF THE GOVERNOR - PROFESSIONAL SERVICES UNADJUSTED GOAL IS 23.7%								
-I	0	0 / 0%	0 / 0%	0 / 0%	0 / 0%	0 / 0%	0 / 0%	0 / 0%
N	0	0 / 0%	0 / 0%	0 / 0%	0 / 0%	0 / 0%	0 / 0%	0 / 0%
S	***	0 / 0%	0 / 0%	0 / 0%	0 / 0%	0 / 0%	0 / 0%	0 / 0%
T	\$93,139	0 / 0%	0 / 0%	0 / 0%	0 / 0%	0 / 0%	0 / 0%	0 / 0%
-TC	0	0 / 0%	0 / 0%	0 / 0%	0 / 0%	0 / 0%	0 / 0%	0 / 0%
	\$93,139	0 / 0%	0 / 0%	0 / 0%	0 / 0%	0 / 0%	0 / 0%	0 / 0%
301 - OFFICE OF THE GOVERNOR - OTHER SERVICES UNADJUSTED GOAL IS 26%								
-I	0	0 / 0%	0 / 0%	0 / 0%	0 / 0%	0 / 0%	0 / 0%	0 / 0%
N	0	0 / 0%	0 / 0%	0 / 0%	0 / 0%	0 / 0%	0 / 0%	0 / 0%
S	***	0 / 0%	0 / 0%	0 / 0%	0 / 0%	0 / 0%	0 / 0%	0 / 0%
T	\$2,020,839	\$211,809 / 10.48%	0 / 0%	\$24,578 / 1.22%	\$171,661 / 8.49%	\$15,569 / 0.77%	0 / 0%	0 / 0%
-TC	\$4,413	\$748 / 16.94%	0 / 0%	0 / 0%	\$748 / 16.94%	0 / 0%	0 / 0%	0 / 0%
	\$2,016,426	\$211,061 / 10.47%	0 / 0%	\$24,578 / 1.22%	\$170,914 / 8.48%	\$15,569 / 0.77%	0 / 0%	0 / 0%
301 - OFFICE OF THE GOVERNOR - COMMODITY PURCHASING UNADJUSTED GOAL IS 21.1%								
-I	0	0 / 0%	0 / 0%	0 / 0%	0 / 0%	0 / 0%	0 / 0%	0 / 0%
N	0	0 / 0%	0 / 0%	0 / 0%	0 / 0%	0 / 0%	0 / 0%	0 / 0%
S	***	0 / 0%	0 / 0%	0 / 0%	0 / 0%	0 / 0%	0 / 0%	0 / 0%
T	\$1,395,059	\$826,611 / 59.25%	0 / 0%	\$86,390 / 6.19%	\$689,440 / 49.42%	\$50,781 / 3.64%	0 / 0%	0 / 0%
-TC	\$3,275	\$107 / 3.28%	0 / 0%	0 / 0%	\$107 / 3.28%	0 / 0%	0 / 0%	0 / 0%
	\$1,391,784	\$826,503 / 59.38%	0 / 0%	\$86,390 / 6.21%	\$689,333 / 49.53%	\$50,781 / 3.65%	0 / 0%	0 / 0%

*** DOLLARS REPORTED BUT NOT SHOWN IN THESE COLUMNS. T=TREASURY, N=NON-TREASURY, S=SUBCONTRACTOR FUNDS & PROCUREMENT CARD HUB PURCHASES, TC=TERM CONTRACT, I= INTER GOVERNMENTAL PAYMENTS.



TEXAS HISTORICALLY UNDERUTILIZED BUSINESS (HUB) ANNUAL REPORT RECEIVED FOR FISCAL YEAR 2024

SECTION VII - STATE AGENCY EXPENDITURE DATA

RECORD TYPE	TOTAL EXPENDITURE	TOTAL SPENT WITH HUBS AMOUNT / %	BLACK AMOUNT / %	HISPANIC AMOUNT / %	WOMAN AMOUNT / %	ASIAN PACIFIC AMOUNT / %	NATIVE AMERICAN AMOUNT / %	SERVICE-DISABLED VETERAN AMOUNT / %
301 - OFFICE OF THE GOVERNOR - Statewide Grand Total Expenditures								
-I	0	0 / 0%	0 / 0%	0 / 0%	0 / 0%	0 / 0%	0 / 0%	0 / 0%
N	0	0 / 0%	0 / 0%	0 / 0%	0 / 0%	0 / 0%	0 / 0%	0 / 0%
S	***	0 / 0%	0 / 0%	0 / 0%	0 / 0%	0 / 0%	0 / 0%	0 / 0%
T	\$3,509,037	\$1,038,420 / 29.59%	0 / 0%	\$110,969 / 3.16%	\$861,102 / 24.54%	\$66,349 / 1.89%	0 / 0%	0 / 0%
-TC	\$7,688	\$855 / 11.12%	0 / 0%	0 / 0%	\$855 / 11.12%	0 / 0%	0 / 0%	0 / 0%
	\$3,501,349	\$1,037,564 / 29.63%	0 / 0%	\$110,969 / 3.17%	\$860,246 / 24.57%	\$66,349 / 1.89%	0 / 0%	0 / 0%

*** DOLLARS REPORTED BUT NOT SHOWN IN THESE COLUMNS. T=TREASURY, N=NON-TREASURY, S=SUBCONTRACTOR FUNDS & PROCUREMENT CARD HUB PURCHASES, TC=TERM CONTRACT, I= INTER GOVERNMENTAL PAYMENTS.



TEXAS HISTORICALLY UNDERUTILIZED BUSINESS (HUB) ANNUAL REPORT RECEIVED FOR FISCAL YEAR 2024

SECTION VII - STATE AGENCY EXPENDITURE DATA

RECORD TYPE	TOTAL EXPENDITURE	TOTAL SPENT WITH HUBS AMOUNT / %	BLACK AMOUNT / %	HISPANIC AMOUNT / %	WOMAN AMOUNT / %	ASIAN PACIFIC AMOUNT / %	NATIVE AMERICAN AMOUNT / %	SERVICE-DISABLED VETERAN AMOUNT / %
302 - OFFICE OF THE ATTORNEY GENERAL - HEAVY CONSTRUCTION UNADJUSTED GOAL IS 11.2%								
-I	0	0 / 0%	0 / 0%	0 / 0%	0 / 0%	0 / 0%	0 / 0%	0 / 0%
N	0	0 / 0%	0 / 0%	0 / 0%	0 / 0%	0 / 0%	0 / 0%	0 / 0%
S	***	0 / 0%	0 / 0%	0 / 0%	0 / 0%	0 / 0%	0 / 0%	0 / 0%
T	0	0 / 0%	0 / 0%	0 / 0%	0 / 0%	0 / 0%	0 / 0%	0 / 0%
-TC	0	0 / 0%	0 / 0%	0 / 0%	0 / 0%	0 / 0%	0 / 0%	0 / 0%
	0	0 / 0%	0 / 0%	0 / 0%	0 / 0%	0 / 0%	0 / 0%	0 / 0%
302 - OFFICE OF THE ATTORNEY GENERAL - BUILDING CONSTRUCTION UNADJUSTED GOAL IS 21.1%								
-I	0	0 / 0%	0 / 0%	0 / 0%	0 / 0%	0 / 0%	0 / 0%	0 / 0%
N	0	0 / 0%	0 / 0%	0 / 0%	0 / 0%	0 / 0%	0 / 0%	0 / 0%
S	***	0 / 0%	0 / 0%	0 / 0%	0 / 0%	0 / 0%	0 / 0%	0 / 0%
T	0	0 / 0%	0 / 0%	0 / 0%	0 / 0%	0 / 0%	0 / 0%	0 / 0%
-TC	0	0 / 0%	0 / 0%	0 / 0%	0 / 0%	0 / 0%	0 / 0%	0 / 0%
	0	0 / 0%	0 / 0%	0 / 0%	0 / 0%	0 / 0%	0 / 0%	0 / 0%
302 - OFFICE OF THE ATTORNEY GENERAL - SPECIAL TRADE UNADJUSTED GOAL IS 32.9%								
-I	0	0 / 0%	0 / 0%	0 / 0%	0 / 0%	0 / 0%	0 / 0%	0 / 0%
N	0	0 / 0%	0 / 0%	0 / 0%	0 / 0%	0 / 0%	0 / 0%	0 / 0%
S	***	0 / 0%	0 / 0%	0 / 0%	0 / 0%	0 / 0%	0 / 0%	0 / 0%
T	\$2,292,681	\$1,086,390 / 47.39%	0 / 0%	\$891,094 / 38.87%	\$195,295 / 8.52%	0 / 0%	0 / 0%	0 / 0%
-TC	0	0 / 0%	0 / 0%	0 / 0%	0 / 0%	0 / 0%	0 / 0%	0 / 0%
	\$2,292,681	\$1,086,390 / 47.39%	0 / 0%	\$891,094 / 38.87%	\$195,295 / 8.52%	0 / 0%	0 / 0%	0 / 0%

*** DOLLARS REPORTED BUT NOT SHOWN IN THESE COLUMNS. T=TREASURY, N=NON-TREASURY, S=SUBCONTRACTOR FUNDS & PROCUREMENT CARD HUB PURCHASES, TC=TERM CONTRACT, I= INTER GOVERNMENTAL PAYMENTS.



TEXAS HISTORICALLY UNDERUTILIZED BUSINESS (HUB) ANNUAL REPORT RECEIVED FOR FISCAL YEAR 2024

SECTION VII - STATE AGENCY EXPENDITURE DATA

RECORD TYPE	TOTAL EXPENDITURE	TOTAL SPENT WITH HUBS AMOUNT / %	BLACK AMOUNT / %	HISPANIC AMOUNT / %	WOMAN AMOUNT / %	ASIAN PACIFIC AMOUNT / %	NATIVE AMERICAN AMOUNT / %	SERVICE-DISABLED VETERAN AMOUNT / %
-------------	-------------------	----------------------------------	------------------	---------------------	------------------	--------------------------	----------------------------	-------------------------------------

302 - OFFICE OF THE ATTORNEY GENERAL - PROFESSIONAL SERVICES UNADJUSTED GOAL IS 23.7%

-I	0	0 / 0%	0 / 0%	0 / 0%	0 / 0%	0 / 0%	0 / 0%	0 / 0%
N	0	0 / 0%	0 / 0%	0 / 0%	0 / 0%	0 / 0%	0 / 0%	0 / 0%
S	***	0 / 0%	0 / 0%	0 / 0%	0 / 0%	0 / 0%	0 / 0%	0 / 0%
T	0	0 / 0%	0 / 0%	0 / 0%	0 / 0%	0 / 0%	0 / 0%	0 / 0%
-TC	0	0 / 0%	0 / 0%	0 / 0%	0 / 0%	0 / 0%	0 / 0%	0 / 0%
	0	0 / 0%	0 / 0%	0 / 0%	0 / 0%	0 / 0%	0 / 0%	0 / 0%

302 - OFFICE OF THE ATTORNEY GENERAL - OTHER SERVICES UNADJUSTED GOAL IS 26%

-I	0	0 / 0%	0 / 0%	0 / 0%	0 / 0%	0 / 0%	0 / 0%	0 / 0%
N	0	0 / 0%	0 / 0%	0 / 0%	0 / 0%	0 / 0%	0 / 0%	0 / 0%
S	***	\$530,541 / 4.18%	0 / 0%	\$511,389 / 4.03%	\$19,152 / 0.15%	0 / 0%	0 / 0%	0 / 0%
T	\$50,425,142	\$13,298,387 / 26.37%	\$346,518 / 0.69%	\$847,960 / 1.68%	\$3,249,073 / 6.44%	\$8,062,839 / 15.99%	\$791,997 / 1.57%	0 / 0%
-TC	\$144,378	0 / 0%	0 / 0%	0 / 0%	0 / 0%	0 / 0%	0 / 0%	0 / 0%
	\$50,280,765	\$13,828,928 / 27.50%	\$346,518 / 0.69%	\$1,359,348 / 2.70%	\$3,268,225 / 6.50%	\$8,062,839 / 16.04%	\$791,997 / 1.58%	0 / 0%

302 - OFFICE OF THE ATTORNEY GENERAL - COMMODITY PURCHASING UNADJUSTED GOAL IS 21.1%

-I	0	0 / 0%	0 / 0%	0 / 0%	0 / 0%	0 / 0%	0 / 0%	0 / 0%
N	0	0 / 0%	0 / 0%	0 / 0%	0 / 0%	0 / 0%	0 / 0%	0 / 0%
S	***	0 / 0%	0 / 0%	0 / 0%	0 / 0%	0 / 0%	0 / 0%	0 / 0%
T	\$6,120,075	\$779,392 / 12.74%	\$304,270 / 4.97%	\$72,603 / 1.19%	\$311,279 / 5.09%	\$89,786 / 1.47%	\$1,455 / 0.02%	0 / 0%
-TC	\$859,585	\$24,948 / 2.90%	0 / 0%	\$24,948 / 2.90%	0 / 0%	0 / 0%	0 / 0%	0 / 0%
	\$5,260,490	\$754,444 / 14.34%	\$304,270 / 5.78%	\$47,655 / 0.91%	\$311,279 / 5.92%	\$89,786 / 1.71%	\$1,455 / 0.03%	0 / 0%

*** DOLLARS REPORTED BUT NOT SHOWN IN THESE COLUMNS. T=TREASURY, N=NON-TREASURY, S=SUBCONTRACTOR FUNDS & PROCUREMENT CARD HUB PURCHASES, TC=TERM CONTRACT, I= INTER GOVERNMENTAL PAYMENTS.



TEXAS HISTORICALLY UNDERUTILIZED BUSINESS (HUB) ANNUAL REPORT RECEIVED FOR FISCAL YEAR 2024

SECTION VII - STATE AGENCY EXPENDITURE DATA

RECORD TYPE	TOTAL EXPENDITURE	TOTAL SPENT WITH HUBS AMOUNT / %	BLACK AMOUNT / %	HISPANIC AMOUNT / %	WOMAN AMOUNT / %	ASIAN PACIFIC AMOUNT / %	NATIVE AMERICAN AMOUNT / %	SERVICE-DISABLED VETERAN AMOUNT / %
302 - OFFICE OF THE ATTORNEY GENERAL - Statewide Grand Total Expenditures								
-I	0	0 / 0%	0 / 0%	0 / 0%	0 / 0%	0 / 0%	0 / 0%	0 / 0%
N	0	0 / 0%	0 / 0%	0 / 0%	0 / 0%	0 / 0%	0 / 0%	0 / 0%
S	***	\$530,541 / 4.18%	0 / 0%	\$511,389 / 4.03%	\$19,152 / 0.15%	0 / 0%	0 / 0%	0 / 0%
T	\$58,837,899	\$15,164,169 / 25.77%	\$650,788 / 1.11%	\$1,811,657 / 3.08%	\$3,755,647 / 6.38%	\$8,152,626 / 13.86%	\$793,451 / 1.35%	0 / 0%
-TC	\$1,003,962	\$24,948 / 2.48%	0 / 0%	\$24,948 / 2.48%	0 / 0%	0 / 0%	0 / 0%	0 / 0%
	\$57,833,936	\$15,669,762 / 27.09%	\$650,788 / 1.13%	\$2,298,097 / 3.97%	\$3,774,800 / 6.53%	\$8,152,626 / 14.10%	\$793,451 / 1.37%	0 / 0%

*** DOLLARS REPORTED BUT NOT SHOWN IN THESE COLUMNS. T=TREASURY, N=NON-TREASURY, S=SUBCONTRACTOR FUNDS & PROCUREMENT CARD HUB PURCHASES, TC=TERM CONTRACT, I= INTER GOVERNMENTAL PAYMENTS.



TEXAS HISTORICALLY UNDERUTILIZED BUSINESS (HUB) ANNUAL REPORT RECEIVED FOR FISCAL YEAR 2024

SECTION VII - STATE AGENCY EXPENDITURE DATA

RECORD TYPE	TOTAL EXPENDITURE	TOTAL SPENT WITH HUBS AMOUNT / %	BLACK AMOUNT / %	HISPANIC AMOUNT / %	WOMAN AMOUNT / %	ASIAN PACIFIC AMOUNT / %	NATIVE AMERICAN AMOUNT / %	SERVICE-DISABLED VETERAN AMOUNT / %
303 - TEXAS FACILITIES COMMISSION - HEAVY CONSTRUCTION UNADJUSTED GOAL IS 11.2%								
-I	0	0 / 0%	0 / 0%	0 / 0%	0 / 0%	0 / 0%	0 / 0%	0 / 0%
N	0	0 / 0%	0 / 0%	0 / 0%	0 / 0%	0 / 0%	0 / 0%	0 / 0%
S	***	0 / 0%	0 / 0%	0 / 0%	0 / 0%	0 / 0%	0 / 0%	0 / 0%
T	\$2,925	\$425 / 14.53%	0 / 0%	0 / 0%	\$425 / 14.53%	0 / 0%	0 / 0%	0 / 0%
-TC	0	0 / 0%	0 / 0%	0 / 0%	0 / 0%	0 / 0%	0 / 0%	0 / 0%
	\$2,925	\$425 / 14.53%	0 / 0%	0 / 0%	\$425 / 14.53%	0 / 0%	0 / 0%	0 / 0%

303 - TEXAS FACILITIES COMMISSION - BUILDING CONSTRUCTION UNADJUSTED GOAL IS 21.1%								
-I	\$1,450,642	0 / 0%	0 / 0%	0 / 0%	0 / 0%	0 / 0%	0 / 0%	0 / 0%
N	0	0 / 0%	0 / 0%	0 / 0%	0 / 0%	0 / 0%	0 / 0%	0 / 0%
S	***	\$131,215,790 / 14.12%	\$185,832 / 0.02%	\$94,721,961 / 10.19%	\$35,657,668 / 3.84%	\$4,216 / 0.00%	\$590,767 / 0.06%	\$55,346 / 0.01%
T	\$931,055,170	\$6,065,527 / 0.65%	\$9,985 / 0.00%	\$645,833 / 0.07%	\$1,807,369 / 0.19%	\$362,390 / 0.04%	\$1,631,077 / 0.18%	\$1,608,873 / 0.17%
-TC	\$29,070	0 / 0%	0 / 0%	0 / 0%	0 / 0%	0 / 0%	0 / 0%	0 / 0%
	\$929,575,458	\$137,281,317 / 14.77%	\$195,817 / 0.02%	\$95,367,794 / 10.26%	\$37,465,037 / 4.03%	\$366,606 / 0.04%	\$2,221,844 / 0.24%	\$1,664,218 / 0.18%

303 - TEXAS FACILITIES COMMISSION - SPECIAL TRADE UNADJUSTED GOAL IS 32.9%								
-I	\$113	0 / 0%	0 / 0%	0 / 0%	0 / 0%	0 / 0%	0 / 0%	0 / 0%
N	0	0 / 0%	0 / 0%	0 / 0%	0 / 0%	0 / 0%	0 / 0%	0 / 0%
S	***	\$1,668,799 / 5.55%	\$86,428 / 0.29%	\$597,363 / 1.99%	\$782,185 / 2.60%	\$155,287 / 0.52%	0 / 0%	\$47,536 / 0.16%
T	\$30,430,130	\$5,334,313 / 17.53%	\$168,111 / 0.55%	\$4,545,135 / 14.94%	\$169,284 / 0.56%	\$304,053 / 1.00%	0 / 0%	\$147,731 / 0.49%
-TC	\$372,637	0 / 0%	0 / 0%	0 / 0%	0 / 0%	0 / 0%	0 / 0%	0 / 0%
	\$30,057,380	\$7,003,112 / 23.30%	\$254,538 / 0.85%	\$5,142,498 / 17.11%	\$951,469 / 3.17%	\$459,340 / 1.53%	0 / 0%	\$195,267 / 0.65%

*** DOLLARS REPORTED BUT NOT SHOWN IN THESE COLUMNS. T=TREASURY, N=NON-TREASURY, S=SUBCONTRACTOR FUNDS & PROCUREMENT CARD HUB PURCHASES, TC=TERM CONTRACT, I= INTER GOVERNMENTAL PAYMENTS.



TEXAS HISTORICALLY UNDERUTILIZED BUSINESS (HUB) ANNUAL REPORT RECEIVED FOR FISCAL YEAR 2024

SECTION VII - STATE AGENCY EXPENDITURE DATA

RECORD TYPE	TOTAL EXPENDITURE	TOTAL SPENT WITH HUBS AMOUNT / %	BLACK AMOUNT / %	HISPANIC AMOUNT / %	WOMAN AMOUNT / %	ASIAN PACIFIC AMOUNT / %	NATIVE AMERICAN AMOUNT / %	SERVICE-DISABLED VETERAN AMOUNT / %
303 - TEXAS FACILITIES COMMISSION - PROFESSIONAL SERVICES UNADJUSTED GOAL IS 23.7%								
-I	\$315,173	0 / 0%	0 / 0%	0 / 0%	0 / 0%	0 / 0%	0 / 0%	0 / 0%
N	0	0 / 0%	0 / 0%	0 / 0%	0 / 0%	0 / 0%	0 / 0%	0 / 0%
S	***	\$349,468 / 10.22%	0 / 0%	\$253,842 / 7.42%	\$73,101 / 2.14%	0 / 0%	0 / 0%	\$22,525 / 0.66%
T	\$3,771,282	\$1,241,399 / 32.92%	\$17,508 / 0.46%	0 / 0%	\$586,738 / 15.56%	0 / 0%	0 / 0%	\$637,153 / 16.89%
-TC	0	0 / 0%	0 / 0%	0 / 0%	0 / 0%	0 / 0%	0 / 0%	0 / 0%
	\$3,456,108	\$1,590,867 / 46.03%	\$17,508 / 0.51%	\$253,842 / 7.34%	\$659,839 / 19.09%	0 / 0%	0 / 0%	\$659,678 / 19.09%
303 - TEXAS FACILITIES COMMISSION - OTHER SERVICES UNADJUSTED GOAL IS 26%								
-I	\$1,376,757	0 / 0%	0 / 0%	0 / 0%	0 / 0%	0 / 0%	0 / 0%	0 / 0%
N	0	0 / 0%	0 / 0%	0 / 0%	0 / 0%	0 / 0%	0 / 0%	0 / 0%
S	***	\$2,040,372 / 12.29%	\$167,398 / 1.01%	\$1,792,848 / 10.80%	\$17,943 / 0.11%	\$62,184 / 0.37%	0 / 0%	0 / 0%
T	\$21,592,068	\$5,151,016 / 23.86%	\$626,012 / 2.90%	\$3,693,656 / 17.11%	\$82,874 / 0.38%	\$675,168 / 3.13%	0 / 0%	\$73,305 / 0.34%
-TC	\$44,277	\$1,295 / 2.93%	0 / 0%	0 / 0%	\$1,295 / 2.93%	0 / 0%	0 / 0%	0 / 0%
	\$20,171,034	\$7,190,093 / 35.65%	\$793,410 / 3.93%	\$5,486,503 / 27.20%	\$99,522 / 0.49%	\$737,353 / 3.66%	0 / 0%	\$73,305 / 0.36%
303 - TEXAS FACILITIES COMMISSION - COMMODITY PURCHASING UNADJUSTED GOAL IS 21.1%								
-I	0	0 / 0%	0 / 0%	0 / 0%	0 / 0%	0 / 0%	0 / 0%	0 / 0%
N	0	0 / 0%	0 / 0%	0 / 0%	0 / 0%	0 / 0%	0 / 0%	0 / 0%
S	***	\$166,074 / 6.50%	0 / 0%	\$2,343 / 0.09%	\$163,732 / 6.41%	0 / 0%	0 / 0%	0 / 0%
T	\$6,617,795	\$1,849,117 / 27.94%	\$566,922 / 8.57%	\$98,934 / 1.49%	\$980,460 / 14.82%	\$149,027 / 2.25%	\$42,142 / 0.64%	\$11,633 / 0.18%
-TC	\$399,255	\$56,022 / 14.03%	0 / 0%	0 / 0%	\$56,022 / 14.03%	0 / 0%	0 / 0%	0 / 0%
	\$6,218,540	\$1,959,169 / 31.51%	\$566,922 / 9.12%	\$101,276 / 1.63%	\$1,088,170 / 17.50%	\$149,027 / 2.40%	\$42,142 / 0.68%	\$11,633 / 0.19%

*** DOLLARS REPORTED BUT NOT SHOWN IN THESE COLUMNS. T=TREASURY, N=NON-TREASURY, S=SUBCONTRACTOR FUNDS & PROCUREMENT CARD HUB PURCHASES, TC=TERM CONTRACT, I= INTER GOVERNMENTAL PAYMENTS.



TEXAS HISTORICALLY UNDERUTILIZED BUSINESS (HUB) ANNUAL REPORT RECEIVED FOR FISCAL YEAR 2024

SECTION VII - STATE AGENCY EXPENDITURE DATA

RECORD TYPE	TOTAL EXPENDITURE	TOTAL SPENT WITH HUBS AMOUNT / %	BLACK AMOUNT / %	HISPANIC AMOUNT / %	WOMAN AMOUNT / %	ASIAN PACIFIC AMOUNT / %	NATIVE AMERICAN AMOUNT / %	SERVICE-DISABLED VETERAN AMOUNT / %
303 - TEXAS FACILITIES COMMISSION - Statewide Grand Total Expenditures								
-I	\$3,142,686	0 / 0%	0 / 0%	0 / 0%	0 / 0%	0 / 0%	0 / 0%	0 / 0%
N	0	0 / 0%	0 / 0%	0 / 0%	0 / 0%	0 / 0%	0 / 0%	0 / 0%
S	***	\$135,440,503 / 13.79%	\$439,658 / 0.04%	\$97,368,355 / 9.91%	\$36,694,629 / 3.74%	\$221,687 / 0.02%	\$590,767 / 0.06%	\$125,407 / 0.01%
T	\$993,469,370	\$19,641,797 / 1.98%	\$1,388,537 / 0.14%	\$8,983,558 / 0.90%	\$3,627,151 / 0.37%	\$1,490,638 / 0.15%	\$1,673,219 / 0.17%	\$2,478,695 / 0.25%
-TC	\$845,239	\$57,318 / 6.78%	0 / 0%	0 / 0%	\$57,318 / 6.78%	0 / 0%	0 / 0%	0 / 0%
	\$989,481,446	\$155,024,983 / 15.67%	\$1,828,195 / 0.18%	\$106,351,913 / 10.75%	\$40,264,462 / 4.07%	\$1,712,326 / 0.17%	\$2,263,986 / 0.23%	\$2,604,102 / 0.26%

*** DOLLARS REPORTED BUT NOT SHOWN IN THESE COLUMNS. T=TREASURY, N=NON-TREASURY, S=SUBCONTRACTOR FUNDS & PROCUREMENT CARD HUB PURCHASES, TC=TERM CONTRACT, I= INTER GOVERNMENTAL PAYMENTS.



TEXAS HISTORICALLY UNDERUTILIZED BUSINESS (HUB) ANNUAL REPORT RECEIVED FOR FISCAL YEAR 2024

SECTION VII - STATE AGENCY EXPENDITURE DATA

RECORD TYPE	TOTAL EXPENDITURE	TOTAL SPENT WITH HUBS AMOUNT / %	BLACK AMOUNT / %	HISPANIC AMOUNT / %	WOMAN AMOUNT / %	ASIAN PACIFIC AMOUNT / %	NATIVE AMERICAN AMOUNT / %	SERVICE-DISABLED VETERAN AMOUNT / %
304 - COMPTROLLER OF PUBLIC ACCOUNTS - HEAVY CONSTRUCTION UNADJUSTED GOAL IS 11.2%								
-I	0	0 / 0%	0 / 0%	0 / 0%	0 / 0%	0 / 0%	0 / 0%	0 / 0%
N	0	0 / 0%	0 / 0%	0 / 0%	0 / 0%	0 / 0%	0 / 0%	0 / 0%
S	***	0 / 0%	0 / 0%	0 / 0%	0 / 0%	0 / 0%	0 / 0%	0 / 0%
T	0	0 / 0%	0 / 0%	0 / 0%	0 / 0%	0 / 0%	0 / 0%	0 / 0%
-TC	0	0 / 0%	0 / 0%	0 / 0%	0 / 0%	0 / 0%	0 / 0%	0 / 0%
	0	0 / 0%	0 / 0%	0 / 0%	0 / 0%	0 / 0%	0 / 0%	0 / 0%
304 - COMPTROLLER OF PUBLIC ACCOUNTS - BUILDING CONSTRUCTION UNADJUSTED GOAL IS 21.1%								
-I	0	0 / 0%	0 / 0%	0 / 0%	0 / 0%	0 / 0%	0 / 0%	0 / 0%
N	0	0 / 0%	0 / 0%	0 / 0%	0 / 0%	0 / 0%	0 / 0%	0 / 0%
S	***	0 / 0%	0 / 0%	0 / 0%	0 / 0%	0 / 0%	0 / 0%	0 / 0%
T	0	0 / 0%	0 / 0%	0 / 0%	0 / 0%	0 / 0%	0 / 0%	0 / 0%
-TC	0	0 / 0%	0 / 0%	0 / 0%	0 / 0%	0 / 0%	0 / 0%	0 / 0%
	0	0 / 0%	0 / 0%	0 / 0%	0 / 0%	0 / 0%	0 / 0%	0 / 0%
304 - COMPTROLLER OF PUBLIC ACCOUNTS - SPECIAL TRADE UNADJUSTED GOAL IS 32.9%								
-I	0	0 / 0%	0 / 0%	0 / 0%	0 / 0%	0 / 0%	0 / 0%	0 / 0%
N	0	0 / 0%	0 / 0%	0 / 0%	0 / 0%	0 / 0%	0 / 0%	0 / 0%
S	***	0 / 0%	0 / 0%	0 / 0%	0 / 0%	0 / 0%	0 / 0%	0 / 0%
T	\$102,290	\$12,643 / 12.36%	0 / 0%	0 / 0%	0 / 0%	\$1,500 / 1.47%	0 / 0%	\$11,143 / 10.89%
-TC	0	0 / 0%	0 / 0%	0 / 0%	0 / 0%	0 / 0%	0 / 0%	0 / 0%
	\$102,290	\$12,643 / 12.36%	0 / 0%	0 / 0%	0 / 0%	\$1,500 / 1.47%	0 / 0%	\$11,143 / 10.89%

*** DOLLARS REPORTED BUT NOT SHOWN IN THESE COLUMNS. T=TREASURY, N=NON-TREASURY, S=SUBCONTRACTOR FUNDS & PROCUREMENT CARD HUB PURCHASES, TC=TERM CONTRACT, I= INTER GOVERNMENTAL PAYMENTS.



TEXAS HISTORICALLY UNDERUTILIZED BUSINESS (HUB) ANNUAL REPORT RECEIVED FOR FISCAL YEAR 2024

SECTION VII - STATE AGENCY EXPENDITURE DATA

RECORD TYPE	TOTAL EXPENDITURE	TOTAL SPENT WITH HUBS AMOUNT / %	BLACK AMOUNT / %	HISPANIC AMOUNT / %	WOMAN AMOUNT / %	ASIAN PACIFIC AMOUNT / %	NATIVE AMERICAN AMOUNT / %	SERVICE-DISABLED VETERAN AMOUNT / %
-------------	-------------------	----------------------------------	------------------	---------------------	------------------	--------------------------	----------------------------	-------------------------------------

304 - COMPTROLLER OF PUBLIC ACCOUNTS - PROFESSIONAL SERVICES UNADJUSTED GOAL IS 23.7%

-I	0	0 / 0%	0 / 0%	0 / 0%	0 / 0%	0 / 0%	0 / 0%	0 / 0%
N	0	0 / 0%	0 / 0%	0 / 0%	0 / 0%	0 / 0%	0 / 0%	0 / 0%
S	***	0 / 0%	0 / 0%	0 / 0%	0 / 0%	0 / 0%	0 / 0%	0 / 0%
T	\$158,978	0 / 0%	0 / 0%	0 / 0%	0 / 0%	0 / 0%	0 / 0%	0 / 0%
-TC	0	0 / 0%	0 / 0%	0 / 0%	0 / 0%	0 / 0%	0 / 0%	0 / 0%
	\$158,978	0 / 0%	0 / 0%	0 / 0%	0 / 0%	0 / 0%	0 / 0%	0 / 0%

304 - COMPTROLLER OF PUBLIC ACCOUNTS - OTHER SERVICES UNADJUSTED GOAL IS 26%

-I	0	0 / 0%	0 / 0%	0 / 0%	0 / 0%	0 / 0%	0 / 0%	0 / 0%
N	0	0 / 0%	0 / 0%	0 / 0%	0 / 0%	0 / 0%	0 / 0%	0 / 0%
S	***	\$1,321,853 / 1.98%	0 / 0%	\$140,878 / 0.21%	\$435,377 / 0.65%	\$745,598 / 1.12%	0 / 0%	0 / 0%
T	\$85,214,685	\$35,077,320 / 41.16%	\$1,549,477 / 1.82%	\$3,454,191 / 4.05%	\$11,799,667 / 13.85%	\$18,244,098 / 21.41%	\$12,456 / 0.01%	\$17,431 / 0.02%
-TC	\$170,305	0 / 0%	0 / 0%	0 / 0%	0 / 0%	0 / 0%	0 / 0%	0 / 0%
	\$85,044,381	\$36,399,173 / 42.80%	\$1,549,477 / 1.82%	\$3,595,068 / 4.23%	\$12,235,044 / 14.39%	\$18,989,696 / 22.33%	\$12,456 / 0.01%	\$17,431 / 0.02%

304 - COMPTROLLER OF PUBLIC ACCOUNTS - COMMODITY PURCHASING UNADJUSTED GOAL IS 21.1%

-I	0	0 / 0%	0 / 0%	0 / 0%	0 / 0%	0 / 0%	0 / 0%	0 / 0%
N	0	0 / 0%	0 / 0%	0 / 0%	0 / 0%	0 / 0%	0 / 0%	0 / 0%
S	***	0 / 0%	0 / 0%	0 / 0%	0 / 0%	0 / 0%	0 / 0%	0 / 0%
T	\$18,857,425	\$1,816,480 / 9.63%	\$347,237 / 1.84%	\$680,316 / 3.61%	\$281,630 / 1.49%	\$507,298 / 2.69%	0 / 0%	0 / 0%
-TC	\$410,483	0 / 0%	0 / 0%	0 / 0%	0 / 0%	0 / 0%	0 / 0%	0 / 0%
	\$18,446,942	\$1,816,480 / 9.85%	\$347,237 / 1.88%	\$680,316 / 3.69%	\$281,630 / 1.53%	\$507,298 / 2.75%	0 / 0%	0 / 0%

*** DOLLARS REPORTED BUT NOT SHOWN IN THESE COLUMNS. T=TREASURY, N=NON-TREASURY, S=SUBCONTRACTOR FUNDS & PROCUREMENT CARD HUB PURCHASES, TC=TERM CONTRACT, I= INTER GOVERNMENTAL PAYMENTS.



TEXAS HISTORICALLY UNDERUTILIZED BUSINESS (HUB) ANNUAL REPORT RECEIVED FOR FISCAL YEAR 2024

SECTION VII - STATE AGENCY EXPENDITURE DATA

RECORD TYPE	TOTAL EXPENDITURE	TOTAL SPENT WITH HUBS AMOUNT / %	BLACK AMOUNT / %	HISPANIC AMOUNT / %	WOMAN AMOUNT / %	ASIAN PACIFIC AMOUNT / %	NATIVE AMERICAN AMOUNT / %	SERVICE-DISABLED VETERAN AMOUNT / %
304 - COMPTROLLER OF PUBLIC ACCOUNTS - Statewide Grand Total Expenditures								
-I	0	0 / 0%	0 / 0%	0 / 0%	0 / 0%	0 / 0%	0 / 0%	0 / 0%
N	0	0 / 0%	0 / 0%	0 / 0%	0 / 0%	0 / 0%	0 / 0%	0 / 0%
S	***	\$1,321,853 / 1.98%	0 / 0%	\$140,878 / 0.21%	\$435,377 / 0.65%	\$745,598 / 1.12%	0 / 0%	0 / 0%
T	\$104,333,378	\$36,906,443 / 35.37%	\$1,896,714 / 1.82%	\$4,134,506 / 3.96%	\$12,081,296 / 11.58%	\$18,752,897 / 17.97%	\$12,456 / 0.01%	\$28,574 / 0.03%
-TC	\$580,787	0 / 0%	0 / 0%	0 / 0%	0 / 0%	0 / 0%	0 / 0%	0 / 0%
	\$103,752,590	\$38,228,296 / 36.85%	\$1,896,714 / 1.83%	\$4,275,384 / 4.12%	\$12,516,674 / 12.06%	\$19,498,495 / 18.79%	\$12,456 / 0.01%	\$28,574 / 0.03%

*** DOLLARS REPORTED BUT NOT SHOWN IN THESE COLUMNS. T=TREASURY, N=NON-TREASURY, S=SUBCONTRACTOR FUNDS & PROCUREMENT CARD HUB PURCHASES, TC=TERM CONTRACT, I= INTER GOVERNMENTAL PAYMENTS.



TEXAS HISTORICALLY UNDERUTILIZED BUSINESS (HUB) ANNUAL REPORT RECEIVED FOR FISCAL YEAR 2024

SECTION VII - STATE AGENCY EXPENDITURE DATA

RECORD TYPE	TOTAL EXPENDITURE	TOTAL SPENT WITH HUBS AMOUNT / %	BLACK AMOUNT / %	HISPANIC AMOUNT / %	WOMAN AMOUNT / %	ASIAN PACIFIC AMOUNT / %	NATIVE AMERICAN AMOUNT / %	SERVICE-DISABLED VETERAN AMOUNT / %
305 - GENERAL LAND OFFICE - HEAVY CONSTRUCTION UNADJUSTED GOAL IS 11.2%								
-I	0	0 / 0%	0 / 0%	0 / 0%	0 / 0%	0 / 0%	0 / 0%	0 / 0%
N	0	0 / 0%	0 / 0%	0 / 0%	0 / 0%	0 / 0%	0 / 0%	0 / 0%
S	***	0 / 0%	0 / 0%	0 / 0%	0 / 0%	0 / 0%	0 / 0%	0 / 0%
T	\$42,026	0 / 0%	0 / 0%	0 / 0%	0 / 0%	0 / 0%	0 / 0%	0 / 0%
-TC	0	0 / 0%	0 / 0%	0 / 0%	0 / 0%	0 / 0%	0 / 0%	0 / 0%
	\$42,026	0 / 0%	0 / 0%	0 / 0%	0 / 0%	0 / 0%	0 / 0%	0 / 0%
305 - GENERAL LAND OFFICE - BUILDING CONSTRUCTION UNADJUSTED GOAL IS 21.1%								
-I	0	0 / 0%	0 / 0%	0 / 0%	0 / 0%	0 / 0%	0 / 0%	0 / 0%
N	0	0 / 0%	0 / 0%	0 / 0%	0 / 0%	0 / 0%	0 / 0%	0 / 0%
S	***	\$34,261 / 0.10%	0 / 0%	\$34,261 / 0.10%	0 / 0%	0 / 0%	0 / 0%	0 / 0%
T	\$34,545,380	\$9,710,593 / 28.11%	0 / 0%	\$7,791,591 / 22.55%	\$15,275 / 0.04%	0 / 0%	0 / 0%	\$1,903,727 / 5.51%
-TC	0	0 / 0%	0 / 0%	0 / 0%	0 / 0%	0 / 0%	0 / 0%	0 / 0%
	\$34,545,380	\$9,744,854 / 28.21%	0 / 0%	\$7,825,852 / 22.65%	\$15,275 / 0.04%	0 / 0%	0 / 0%	\$1,903,727 / 5.51%
305 - GENERAL LAND OFFICE - SPECIAL TRADE UNADJUSTED GOAL IS 32.9%								
-I	0	0 / 0%	0 / 0%	0 / 0%	0 / 0%	0 / 0%	0 / 0%	0 / 0%
N	0	0 / 0%	0 / 0%	0 / 0%	0 / 0%	0 / 0%	0 / 0%	0 / 0%
S	***	0 / 0%	0 / 0%	0 / 0%	0 / 0%	0 / 0%	0 / 0%	0 / 0%
T	\$1,490,160	\$17,292 / 1.16%	0 / 0%	0 / 0%	\$17,292 / 1.16%	0 / 0%	0 / 0%	0 / 0%
-TC	0	0 / 0%	0 / 0%	0 / 0%	0 / 0%	0 / 0%	0 / 0%	0 / 0%
	\$1,490,160	\$17,292 / 1.16%	0 / 0%	0 / 0%	\$17,292 / 1.16%	0 / 0%	0 / 0%	0 / 0%

*** DOLLARS REPORTED BUT NOT SHOWN IN THESE COLUMNS. T=TREASURY, N=NON-TREASURY, S=SUBCONTRACTOR FUNDS & PROCUREMENT CARD HUB PURCHASES, TC=TERM CONTRACT, I= INTER GOVERNMENTAL PAYMENTS.



TEXAS HISTORICALLY UNDERUTILIZED BUSINESS (HUB) ANNUAL REPORT RECEIVED FOR FISCAL YEAR 2024

SECTION VII - STATE AGENCY EXPENDITURE DATA

RECORD TYPE	TOTAL EXPENDITURE	TOTAL SPENT WITH HUBS AMOUNT / %	BLACK AMOUNT / %	HISPANIC AMOUNT / %	WOMAN AMOUNT / %	ASIAN PACIFIC AMOUNT / %	NATIVE AMERICAN AMOUNT / %	SERVICE-DISABLED VETERAN AMOUNT / %
305 - GENERAL LAND OFFICE - PROFESSIONAL SERVICES UNADJUSTED GOAL IS 23.7%								
-I	\$3,116,100	0 / 0%	0 / 0%	0 / 0%	0 / 0%	0 / 0%	0 / 0%	0 / 0%
N	0	0 / 0%	0 / 0%	0 / 0%	0 / 0%	0 / 0%	0 / 0%	0 / 0%
S	***	\$4,139,312 / 12.19%	\$471,505 / 1.39%	\$2,395,774 / 7.06%	\$785,129 / 2.31%	\$486,904 / 1.43%	0 / 0%	0 / 0%
T	\$40,365,357	\$304,718 / 0.75%	0 / 0%	\$304,718 / 0.75%	0 / 0%	0 / 0%	0 / 0%	0 / 0%
-TC	0	0 / 0%	0 / 0%	0 / 0%	0 / 0%	0 / 0%	0 / 0%	0 / 0%
	\$37,249,258	\$4,444,030 / 11.93%	\$471,505 / 1.27%	\$2,700,492 / 7.25%	\$785,129 / 2.11%	\$486,904 / 1.31%	0 / 0%	0 / 0%

305 - GENERAL LAND OFFICE - OTHER SERVICES UNADJUSTED GOAL IS 26%								
-I	\$11,545,800	0 / 0%	0 / 0%	0 / 0%	0 / 0%	0 / 0%	0 / 0%	0 / 0%
N	0	0 / 0%	0 / 0%	0 / 0%	0 / 0%	0 / 0%	0 / 0%	0 / 0%
S	***	\$38,401,667 / 7.15%	\$2,540,703 / 0.47%	\$9,263,828 / 1.72%	\$26,415,307 / 4.92%	\$161,885 / 0.03%	0 / 0%	\$19,945 / 0.00%
T	\$569,699,672	\$24,847,496 / 4.36%	\$134,315 / 0.02%	\$306,272 / 0.05%	\$21,582,143 / 3.79%	\$2,815,912 / 0.49%	0 / 0%	\$8,855 / 0.00%
-TC	\$95,827	0 / 0%	0 / 0%	0 / 0%	0 / 0%	0 / 0%	0 / 0%	0 / 0%
	\$558,058,045	\$63,249,163 / 11.33%	\$2,675,017 / 0.48%	\$9,570,099 / 1.71%	\$47,997,450 / 8.60%	\$2,977,796 / 0.53%	0 / 0%	\$28,800 / 0.01%

305 - GENERAL LAND OFFICE - COMMODITY PURCHASING UNADJUSTED GOAL IS 21.1%								
-I	\$1,363,120	0 / 0%	0 / 0%	0 / 0%	0 / 0%	0 / 0%	0 / 0%	0 / 0%
N	0	0 / 0%	0 / 0%	0 / 0%	0 / 0%	0 / 0%	0 / 0%	0 / 0%
S	***	0 / 0%	0 / 0%	0 / 0%	0 / 0%	0 / 0%	0 / 0%	0 / 0%
T	\$70,030,810	\$1,697,562 / 2.42%	\$50,811 / 0.07%	\$501,678 / 0.72%	\$942,519 / 1.35%	\$199,479 / 0.28%	0 / 0%	\$3,075 / 0.00%
-TC	\$589,993	\$42 / 0.01%	0 / 0%	0 / 0%	\$42 / 0.01%	0 / 0%	0 / 0%	0 / 0%
	\$68,077,696	\$1,697,520 / 2.49%	\$50,811 / 0.07%	\$501,678 / 0.74%	\$942,477 / 1.38%	\$199,479 / 0.29%	0 / 0%	\$3,075 / 0.00%

*** DOLLARS REPORTED BUT NOT SHOWN IN THESE COLUMNS. T=TREASURY, N=NON-TREASURY, S=SUBCONTRACTOR FUNDS & PROCUREMENT CARD HUB PURCHASES, TC=TERM CONTRACT, I= INTER GOVERNMENTAL PAYMENTS.



TEXAS HISTORICALLY UNDERUTILIZED BUSINESS (HUB) ANNUAL REPORT RECEIVED FOR FISCAL YEAR 2024

SECTION VII - STATE AGENCY EXPENDITURE DATA

RECORD TYPE	TOTAL EXPENDITURE	TOTAL SPENT WITH HUBS AMOUNT / %	BLACK AMOUNT / %	HISPANIC AMOUNT / %	WOMAN AMOUNT / %	ASIAN PACIFIC AMOUNT / %	NATIVE AMERICAN AMOUNT / %	SERVICE-DISABLED VETERAN AMOUNT / %
305 - GENERAL LAND OFFICE - Statewide Grand Total Expenditures								
-I	\$16,025,020	0 / 0%	0 / 0%	0 / 0%	0 / 0%	0 / 0%	0 / 0%	0 / 0%
N	0	0 / 0%	0 / 0%	0 / 0%	0 / 0%	0 / 0%	0 / 0%	0 / 0%
S	***	\$42,575,240 / 7.03%	\$3,012,208 / 0.50%	\$11,693,863 / 1.93%	\$27,200,436 / 4.49%	\$648,789 / 0.11%	0 / 0%	\$19,945 / 0.00%
T	\$716,173,405	\$36,577,661 / 5.11%	\$185,125 / 0.03%	\$8,904,259 / 1.24%	\$22,557,229 / 3.15%	\$3,015,391 / 0.42%	0 / 0%	\$1,915,657 / 0.27%
-TC	\$685,820	\$42 / 0.01%	0 / 0%	0 / 0%	\$42 / 0.01%	0 / 0%	0 / 0%	0 / 0%
	\$699,462,565	\$79,152,860 / 11.32%	\$3,197,333 / 0.46%	\$20,598,122 / 2.94%	\$49,757,624 / 7.11%	\$3,664,179 / 0.52%	0 / 0%	\$1,935,602 / 0.28%

*** DOLLARS REPORTED BUT NOT SHOWN IN THESE COLUMNS. T=TREASURY, N=NON-TREASURY, S=SUBCONTRACTOR FUNDS & PROCUREMENT CARD HUB PURCHASES, TC=TERM CONTRACT, I= INTER GOVERNMENTAL PAYMENTS.



TEXAS HISTORICALLY UNDERUTILIZED BUSINESS (HUB) ANNUAL REPORT RECEIVED FOR FISCAL YEAR 2024

SECTION VII - STATE AGENCY EXPENDITURE DATA

RECORD TYPE	TOTAL EXPENDITURE	TOTAL SPENT WITH HUBS AMOUNT / %	BLACK AMOUNT / %	HISPANIC AMOUNT / %	WOMAN AMOUNT / %	ASIAN PACIFIC AMOUNT / %	NATIVE AMERICAN AMOUNT / %	SERVICE-DISABLED VETERAN AMOUNT / %
306 - TEXAS STATE LIBRARY & ARCHIVES COMM - HEAVY CONSTRUCTION UNADJUSTED GOAL IS 11.2%								
-I	0	0 / 0%	0 / 0%	0 / 0%	0 / 0%	0 / 0%	0 / 0%	0 / 0%
N	0	0 / 0%	0 / 0%	0 / 0%	0 / 0%	0 / 0%	0 / 0%	0 / 0%
S	***	0 / 0%	0 / 0%	0 / 0%	0 / 0%	0 / 0%	0 / 0%	0 / 0%
T	0	0 / 0%	0 / 0%	0 / 0%	0 / 0%	0 / 0%	0 / 0%	0 / 0%
-TC	0	0 / 0%	0 / 0%	0 / 0%	0 / 0%	0 / 0%	0 / 0%	0 / 0%
	0	0 / 0%	0 / 0%	0 / 0%	0 / 0%	0 / 0%	0 / 0%	0 / 0%
306 - TEXAS STATE LIBRARY & ARCHIVES COMM - BUILDING CONSTRUCTION UNADJUSTED GOAL IS 21.1%								
-I	0	0 / 0%	0 / 0%	0 / 0%	0 / 0%	0 / 0%	0 / 0%	0 / 0%
N	0	0 / 0%	0 / 0%	0 / 0%	0 / 0%	0 / 0%	0 / 0%	0 / 0%
S	***	0 / 0%	0 / 0%	0 / 0%	0 / 0%	0 / 0%	0 / 0%	0 / 0%
T	0	0 / 0%	0 / 0%	0 / 0%	0 / 0%	0 / 0%	0 / 0%	0 / 0%
-TC	0	0 / 0%	0 / 0%	0 / 0%	0 / 0%	0 / 0%	0 / 0%	0 / 0%
	0	0 / 0%	0 / 0%	0 / 0%	0 / 0%	0 / 0%	0 / 0%	0 / 0%
306 - TEXAS STATE LIBRARY & ARCHIVES COMM - SPECIAL TRADE UNADJUSTED GOAL IS 32.9%								
-I	0	0 / 0%	0 / 0%	0 / 0%	0 / 0%	0 / 0%	0 / 0%	0 / 0%
N	0	0 / 0%	0 / 0%	0 / 0%	0 / 0%	0 / 0%	0 / 0%	0 / 0%
S	***	0 / 0%	0 / 0%	0 / 0%	0 / 0%	0 / 0%	0 / 0%	0 / 0%
T	\$52,186	\$5,740 / 11.00%	0 / 0%	\$2,550 / 4.89%	\$3,190 / 6.11%	0 / 0%	0 / 0%	0 / 0%
-TC	0	0 / 0%	0 / 0%	0 / 0%	0 / 0%	0 / 0%	0 / 0%	0 / 0%
	\$52,186	\$5,740 / 11.00%	0 / 0%	\$2,550 / 4.89%	\$3,190 / 6.11%	0 / 0%	0 / 0%	0 / 0%

*** DOLLARS REPORTED BUT NOT SHOWN IN THESE COLUMNS. T=TREASURY, N=NON-TREASURY, S=SUBCONTRACTOR FUNDS & PROCUREMENT CARD HUB PURCHASES, TC=TERM CONTRACT, I= INTER GOVERNMENTAL PAYMENTS.



TEXAS HISTORICALLY UNDERUTILIZED BUSINESS (HUB) ANNUAL REPORT RECEIVED FOR FISCAL YEAR 2024

SECTION VII - STATE AGENCY EXPENDITURE DATA

RECORD TYPE	TOTAL EXPENDITURE	TOTAL SPENT WITH HUBS AMOUNT / %	BLACK AMOUNT / %	HISPANIC AMOUNT / %	WOMAN AMOUNT / %	ASIAN PACIFIC AMOUNT / %	NATIVE AMERICAN AMOUNT / %	SERVICE-DISABLED VETERAN AMOUNT / %
306 - TEXAS STATE LIBRARY & ARCHIVES COMM - PROFESSIONAL SERVICES UNADJUSTED GOAL IS 23.7%								
-I	0	0 / 0%	0 / 0%	0 / 0%	0 / 0%	0 / 0%	0 / 0%	0 / 0%
N	0	0 / 0%	0 / 0%	0 / 0%	0 / 0%	0 / 0%	0 / 0%	0 / 0%
S	***	0 / 0%	0 / 0%	0 / 0%	0 / 0%	0 / 0%	0 / 0%	0 / 0%
T	\$82,634	0 / 0%	0 / 0%	0 / 0%	0 / 0%	0 / 0%	0 / 0%	0 / 0%
-TC	0	0 / 0%	0 / 0%	0 / 0%	0 / 0%	0 / 0%	0 / 0%	0 / 0%
	\$82,634	0 / 0%	0 / 0%	0 / 0%	0 / 0%	0 / 0%	0 / 0%	0 / 0%
306 - TEXAS STATE LIBRARY & ARCHIVES COMM - OTHER SERVICES UNADJUSTED GOAL IS 26%								
-I	\$541,548	0 / 0%	0 / 0%	0 / 0%	0 / 0%	0 / 0%	0 / 0%	0 / 0%
N	0	0 / 0%	0 / 0%	0 / 0%	0 / 0%	0 / 0%	0 / 0%	0 / 0%
S	***	\$20,052 / 0.08%	0 / 0%	0 / 0%	0 / 0%	\$20,052 / 0.08%	0 / 0%	0 / 0%
T	\$27,507,001	\$238,687 / 0.87%	\$362 / 0.00%	\$10,137 / 0.04%	\$5,772 / 0.02%	\$222,416 / 0.81%	0 / 0%	0 / 0%
-TC	\$2,434	0 / 0%	0 / 0%	0 / 0%	0 / 0%	0 / 0%	0 / 0%	0 / 0%
	\$26,963,019	\$258,739 / 0.96%	\$362 / 0.00%	\$10,137 / 0.04%	\$5,772 / 0.02%	\$242,468 / 0.90%	0 / 0%	0 / 0%
306 - TEXAS STATE LIBRARY & ARCHIVES COMM - COMMODITY PURCHASING UNADJUSTED GOAL IS 21.1%								
-I	\$375	0 / 0%	0 / 0%	0 / 0%	0 / 0%	0 / 0%	0 / 0%	0 / 0%
N	0	0 / 0%	0 / 0%	0 / 0%	0 / 0%	0 / 0%	0 / 0%	0 / 0%
S	***	0 / 0%	0 / 0%	0 / 0%	0 / 0%	0 / 0%	0 / 0%	0 / 0%
T	\$1,308,818	\$282,732 / 21.60%	\$3,966 / 0.30%	\$3,609 / 0.28%	\$242,996 / 18.57%	\$32,162 / 2.46%	0 / 0%	0 / 0%
-TC	\$20,520	\$3,120 / 15.20%	0 / 0%	\$3,120 / 15.20%	0 / 0%	0 / 0%	0 / 0%	0 / 0%
	\$1,287,924	\$279,612 / 21.71%	\$3,966 / 0.31%	\$489 / 0.04%	\$242,996 / 18.87%	\$32,162 / 2.50%	0 / 0%	0 / 0%

*** DOLLARS REPORTED BUT NOT SHOWN IN THESE COLUMNS. T=TREASURY, N=NON-TREASURY, S=SUBCONTRACTOR FUNDS & PROCUREMENT CARD HUB PURCHASES, TC=TERM CONTRACT, I= INTER GOVERNMENTAL PAYMENTS.



TEXAS HISTORICALLY UNDERUTILIZED BUSINESS (HUB) ANNUAL REPORT RECEIVED FOR FISCAL YEAR 2024

SECTION VII - STATE AGENCY EXPENDITURE DATA

RECORD TYPE	TOTAL EXPENDITURE	TOTAL SPENT WITH HUBS AMOUNT / %	BLACK AMOUNT / %	HISPANIC AMOUNT / %	WOMAN AMOUNT / %	ASIAN PACIFIC AMOUNT / %	NATIVE AMERICAN AMOUNT / %	SERVICE-DISABLED VETERAN AMOUNT / %
306 - TEXAS STATE LIBRARY & ARCHIVES COMM - Statewide Grand Total Expenditures								
-I	\$541,923	0 / 0%	0 / 0%	0 / 0%	0 / 0%	0 / 0%	0 / 0%	0 / 0%
N	0	0 / 0%	0 / 0%	0 / 0%	0 / 0%	0 / 0%	0 / 0%	0 / 0%
S	***	\$20,052 / 0.08%	0 / 0%	0 / 0%	0 / 0%	\$20,052 / 0.08%	0 / 0%	0 / 0%
T	\$28,950,639	\$527,159 / 1.82%	\$4,328 / 0.01%	\$16,296 / 0.06%	\$251,958 / 0.87%	\$254,578 / 0.88%	0 / 0%	0 / 0%
-TC	\$22,953	\$3,120 / 13.59%	0 / 0%	\$3,120 / 13.59%	0 / 0%	0 / 0%	0 / 0%	0 / 0%
	\$28,385,762	\$544,091 / 1.92%	\$4,328 / 0.02%	\$13,176 / 0.05%	\$251,958 / 0.89%	\$274,630 / 0.97%	0 / 0%	0 / 0%

*** DOLLARS REPORTED BUT NOT SHOWN IN THESE COLUMNS. T=TREASURY, N=NON-TREASURY, S=SUBCONTRACTOR FUNDS & PROCUREMENT CARD HUB PURCHASES, TC=TERM CONTRACT, I= INTER GOVERNMENTAL PAYMENTS.



TEXAS HISTORICALLY UNDERUTILIZED BUSINESS (HUB) ANNUAL REPORT RECEIVED FOR FISCAL YEAR 2024

SECTION VII - STATE AGENCY EXPENDITURE DATA

RECORD TYPE	TOTAL EXPENDITURE	TOTAL SPENT WITH HUBS AMOUNT / %	BLACK AMOUNT / %	HISPANIC AMOUNT / %	WOMAN AMOUNT / %	ASIAN PACIFIC AMOUNT / %	NATIVE AMERICAN AMOUNT / %	SERVICE-DISABLED VETERAN AMOUNT / %
307 - SECRETARY OF STATE - HEAVY CONSTRUCTION UNADJUSTED GOAL IS 11.2%								
-I	0	0 / 0%	0 / 0%	0 / 0%	0 / 0%	0 / 0%	0 / 0%	0 / 0%
N	0	0 / 0%	0 / 0%	0 / 0%	0 / 0%	0 / 0%	0 / 0%	0 / 0%
S	***	0 / 0%	0 / 0%	0 / 0%	0 / 0%	0 / 0%	0 / 0%	0 / 0%
T	0	0 / 0%	0 / 0%	0 / 0%	0 / 0%	0 / 0%	0 / 0%	0 / 0%
-TC	0	0 / 0%	0 / 0%	0 / 0%	0 / 0%	0 / 0%	0 / 0%	0 / 0%
	0	0 / 0%	0 / 0%	0 / 0%	0 / 0%	0 / 0%	0 / 0%	0 / 0%
307 - SECRETARY OF STATE - BUILDING CONSTRUCTION UNADJUSTED GOAL IS 21.1%								
-I	0	0 / 0%	0 / 0%	0 / 0%	0 / 0%	0 / 0%	0 / 0%	0 / 0%
N	0	0 / 0%	0 / 0%	0 / 0%	0 / 0%	0 / 0%	0 / 0%	0 / 0%
S	***	0 / 0%	0 / 0%	0 / 0%	0 / 0%	0 / 0%	0 / 0%	0 / 0%
T	0	0 / 0%	0 / 0%	0 / 0%	0 / 0%	0 / 0%	0 / 0%	0 / 0%
-TC	0	0 / 0%	0 / 0%	0 / 0%	0 / 0%	0 / 0%	0 / 0%	0 / 0%
	0	0 / 0%	0 / 0%	0 / 0%	0 / 0%	0 / 0%	0 / 0%	0 / 0%
307 - SECRETARY OF STATE - SPECIAL TRADE UNADJUSTED GOAL IS 32.9%								
-I	0	0 / 0%	0 / 0%	0 / 0%	0 / 0%	0 / 0%	0 / 0%	0 / 0%
N	0	0 / 0%	0 / 0%	0 / 0%	0 / 0%	0 / 0%	0 / 0%	0 / 0%
S	***	0 / 0%	0 / 0%	0 / 0%	0 / 0%	0 / 0%	0 / 0%	0 / 0%
T	\$436	\$436 / 100.00%	0 / 0%	0 / 0%	\$436 / 100.00%	0 / 0%	0 / 0%	0 / 0%
-TC	0	0 / 0%	0 / 0%	0 / 0%	0 / 0%	0 / 0%	0 / 0%	0 / 0%
	\$436	\$436 / 100.00%	0 / 0%	0 / 0%	\$436 / 100.00%	0 / 0%	0 / 0%	0 / 0%

*** DOLLARS REPORTED BUT NOT SHOWN IN THESE COLUMNS. T=TREASURY, N=NON-TREASURY, S=SUBCONTRACTOR FUNDS & PROCUREMENT CARD HUB PURCHASES, TC=TERM CONTRACT, I= INTER GOVERNMENTAL PAYMENTS.



TEXAS HISTORICALLY UNDERUTILIZED BUSINESS (HUB) ANNUAL REPORT RECEIVED FOR FISCAL YEAR 2024

SECTION VII - STATE AGENCY EXPENDITURE DATA

RECORD TYPE	TOTAL EXPENDITURE	TOTAL SPENT WITH HUBS AMOUNT / %	BLACK AMOUNT / %	HISPANIC AMOUNT / %	WOMAN AMOUNT / %	ASIAN PACIFIC AMOUNT / %	NATIVE AMERICAN AMOUNT / %	SERVICE-DISABLED VETERAN AMOUNT / %
307 - SECRETARY OF STATE - PROFESSIONAL SERVICES UNADJUSTED GOAL IS 23.7%								
-I	0	0 / 0%	0 / 0%	0 / 0%	0 / 0%	0 / 0%	0 / 0%	0 / 0%
N	0	0 / 0%	0 / 0%	0 / 0%	0 / 0%	0 / 0%	0 / 0%	0 / 0%
S	***	0 / 0%	0 / 0%	0 / 0%	0 / 0%	0 / 0%	0 / 0%	0 / 0%
T	0	0 / 0%	0 / 0%	0 / 0%	0 / 0%	0 / 0%	0 / 0%	0 / 0%
-TC	0	0 / 0%	0 / 0%	0 / 0%	0 / 0%	0 / 0%	0 / 0%	0 / 0%
	0	0 / 0%	0 / 0%	0 / 0%	0 / 0%	0 / 0%	0 / 0%	0 / 0%

307 - SECRETARY OF STATE - OTHER SERVICES UNADJUSTED GOAL IS 26%								
-I	0	0 / 0%	0 / 0%	0 / 0%	0 / 0%	0 / 0%	0 / 0%	0 / 0%
N	0	0 / 0%	0 / 0%	0 / 0%	0 / 0%	0 / 0%	0 / 0%	0 / 0%
S	***	0 / 0%	0 / 0%	0 / 0%	0 / 0%	0 / 0%	0 / 0%	0 / 0%
T	\$22,978,455	\$1,594,325 / 6.94%	\$17,304 / 0.08%	\$195,311 / 0.85%	\$737,780 / 3.21%	\$643,929 / 2.80%	0 / 0%	0 / 0%
-TC	\$24,384	\$471 / 1.93%	0 / 0%	0 / 0%	\$471 / 1.93%	0 / 0%	0 / 0%	0 / 0%
	\$22,954,071	\$1,593,854 / 6.94%	\$17,304 / 0.08%	\$195,311 / 0.85%	\$737,309 / 3.21%	\$643,929 / 2.81%	0 / 0%	0 / 0%

307 - SECRETARY OF STATE - COMMODITY PURCHASING UNADJUSTED GOAL IS 21.1%								
-I	0	0 / 0%	0 / 0%	0 / 0%	0 / 0%	0 / 0%	0 / 0%	0 / 0%
N	0	0 / 0%	0 / 0%	0 / 0%	0 / 0%	0 / 0%	0 / 0%	0 / 0%
S	***	0 / 0%	0 / 0%	0 / 0%	0 / 0%	0 / 0%	0 / 0%	0 / 0%
T	\$982,217	\$577,346 / 58.78%	\$74,376 / 7.57%	\$93,890 / 9.56%	\$304,921 / 31.04%	\$104,159 / 10.60%	0 / 0%	0 / 0%
-TC	\$162,052	\$1,145 / 0.71%	0 / 0%	0 / 0%	\$1,041 / 0.64%	\$104 / 0.06%	0 / 0%	0 / 0%
	\$820,165	\$576,201 / 70.25%	\$74,376 / 9.07%	\$93,890 / 11.45%	\$303,880 / 37.05%	\$104,055 / 12.69%	0 / 0%	0 / 0%

*** DOLLARS REPORTED BUT NOT SHOWN IN THESE COLUMNS. T=TREASURY, N=NON-TREASURY, S=SUBCONTRACTOR FUNDS & PROCUREMENT CARD HUB PURCHASES, TC=TERM CONTRACT, I= INTER GOVERNMENTAL PAYMENTS.



TEXAS HISTORICALLY UNDERUTILIZED BUSINESS (HUB) ANNUAL REPORT RECEIVED FOR FISCAL YEAR 2024

SECTION VII - STATE AGENCY EXPENDITURE DATA

RECORD TYPE	TOTAL EXPENDITURE	TOTAL SPENT WITH HUBS AMOUNT / %	BLACK AMOUNT / %	HISPANIC AMOUNT / %	WOMAN AMOUNT / %	ASIAN PACIFIC AMOUNT / %	NATIVE AMERICAN AMOUNT / %	SERVICE-DISABLED VETERAN AMOUNT / %
307 - SECRETARY OF STATE - Statewide Grand Total Expenditures								
-I	0	0 / 0%	0 / 0%	0 / 0%	0 / 0%	0 / 0%	0 / 0%	0 / 0%
N	0	0 / 0%	0 / 0%	0 / 0%	0 / 0%	0 / 0%	0 / 0%	0 / 0%
S	***	0 / 0%	0 / 0%	0 / 0%	0 / 0%	0 / 0%	0 / 0%	0 / 0%
T	\$23,961,108	\$2,172,106 / 9.07%	\$91,680 / 0.38%	\$289,201 / 1.21%	\$1,043,137 / 4.35%	\$748,088 / 3.12%	0 / 0%	0 / 0%
-TC	\$186,436	\$1,616 / 0.87%	0 / 0%	0 / 0%	\$1,512 / 0.81%	\$104 / 0.06%	0 / 0%	0 / 0%
	\$23,774,671	\$2,170,490 / 9.13%	\$91,680 / 0.39%	\$289,201 / 1.22%	\$1,041,625 / 4.38%	\$747,984 / 3.15%	0 / 0%	0 / 0%

*** DOLLARS REPORTED BUT NOT SHOWN IN THESE COLUMNS. T=TREASURY, N=NON-TREASURY, S=SUBCONTRACTOR FUNDS & PROCUREMENT CARD HUB PURCHASES, TC=TERM CONTRACT, I= INTER GOVERNMENTAL PAYMENTS.



TEXAS HISTORICALLY UNDERUTILIZED BUSINESS (HUB) ANNUAL REPORT RECEIVED FOR FISCAL YEAR 2024

SECTION VII - STATE AGENCY EXPENDITURE DATA

RECORD TYPE	TOTAL EXPENDITURE	TOTAL SPENT WITH HUBS AMOUNT / %	BLACK AMOUNT / %	HISPANIC AMOUNT / %	WOMAN AMOUNT / %	ASIAN PACIFIC AMOUNT / %	NATIVE AMERICAN AMOUNT / %	SERVICE-DISABLED VETERAN AMOUNT / %
308 - STATE AUDITOR'S OFFICE - HEAVY CONSTRUCTION UNADJUSTED GOAL IS 11.2%								
-I	0	0 / 0%	0 / 0%	0 / 0%	0 / 0%	0 / 0%	0 / 0%	0 / 0%
N	0	0 / 0%	0 / 0%	0 / 0%	0 / 0%	0 / 0%	0 / 0%	0 / 0%
S	***	0 / 0%	0 / 0%	0 / 0%	0 / 0%	0 / 0%	0 / 0%	0 / 0%
T	0	0 / 0%	0 / 0%	0 / 0%	0 / 0%	0 / 0%	0 / 0%	0 / 0%
-TC	0	0 / 0%	0 / 0%	0 / 0%	0 / 0%	0 / 0%	0 / 0%	0 / 0%
	0	0 / 0%	0 / 0%	0 / 0%	0 / 0%	0 / 0%	0 / 0%	0 / 0%
308 - STATE AUDITOR'S OFFICE - BUILDING CONSTRUCTION UNADJUSTED GOAL IS 21.1%								
-I	0	0 / 0%	0 / 0%	0 / 0%	0 / 0%	0 / 0%	0 / 0%	0 / 0%
N	0	0 / 0%	0 / 0%	0 / 0%	0 / 0%	0 / 0%	0 / 0%	0 / 0%
S	***	0 / 0%	0 / 0%	0 / 0%	0 / 0%	0 / 0%	0 / 0%	0 / 0%
T	0	0 / 0%	0 / 0%	0 / 0%	0 / 0%	0 / 0%	0 / 0%	0 / 0%
-TC	0	0 / 0%	0 / 0%	0 / 0%	0 / 0%	0 / 0%	0 / 0%	0 / 0%
	0	0 / 0%	0 / 0%	0 / 0%	0 / 0%	0 / 0%	0 / 0%	0 / 0%
308 - STATE AUDITOR'S OFFICE - SPECIAL TRADE UNADJUSTED GOAL IS 32.9%								
-I	0	0 / 0%	0 / 0%	0 / 0%	0 / 0%	0 / 0%	0 / 0%	0 / 0%
N	0	0 / 0%	0 / 0%	0 / 0%	0 / 0%	0 / 0%	0 / 0%	0 / 0%
S	***	0 / 0%	0 / 0%	0 / 0%	0 / 0%	0 / 0%	0 / 0%	0 / 0%
T	0	0 / 0%	0 / 0%	0 / 0%	0 / 0%	0 / 0%	0 / 0%	0 / 0%
-TC	0	0 / 0%	0 / 0%	0 / 0%	0 / 0%	0 / 0%	0 / 0%	0 / 0%
	0	0 / 0%	0 / 0%	0 / 0%	0 / 0%	0 / 0%	0 / 0%	0 / 0%

*** DOLLARS REPORTED BUT NOT SHOWN IN THESE COLUMNS. T=TREASURY, N=NON-TREASURY, S=SUBCONTRACTOR FUNDS & PROCUREMENT CARD HUB PURCHASES, TC=TERM CONTRACT, I= INTER GOVERNMENTAL PAYMENTS.



TEXAS HISTORICALLY UNDERUTILIZED BUSINESS (HUB) ANNUAL REPORT RECEIVED FOR FISCAL YEAR 2024

SECTION VII - STATE AGENCY EXPENDITURE DATA

RECORD TYPE	TOTAL EXPENDITURE	TOTAL SPENT WITH HUBS AMOUNT / %	BLACK AMOUNT / %	HISPANIC AMOUNT / %	WOMAN AMOUNT / %	ASIAN PACIFIC AMOUNT / %	NATIVE AMERICAN AMOUNT / %	SERVICE-DISABLED VETERAN AMOUNT / %
308 - STATE AUDITOR'S OFFICE - PROFESSIONAL SERVICES UNADJUSTED GOAL IS 23.7%								
-I	0	0 / 0%	0 / 0%	0 / 0%	0 / 0%	0 / 0%	0 / 0%	0 / 0%
N	0	0 / 0%	0 / 0%	0 / 0%	0 / 0%	0 / 0%	0 / 0%	0 / 0%
S	***	\$219,918 / 7.91%	\$31,103 / 1.12%	\$188,815 / 6.79%	0 / 0%	0 / 0%	0 / 0%	0 / 0%
T	\$2,782,000	0 / 0%	0 / 0%	0 / 0%	0 / 0%	0 / 0%	0 / 0%	0 / 0%
-TC	0	0 / 0%	0 / 0%	0 / 0%	0 / 0%	0 / 0%	0 / 0%	0 / 0%
	\$2,782,000	\$219,918 / 7.91%	\$31,103 / 1.12%	\$188,815 / 6.79%	0 / 0%	0 / 0%	0 / 0%	0 / 0%
308 - STATE AUDITOR'S OFFICE - OTHER SERVICES UNADJUSTED GOAL IS 26%								
-I	0	0 / 0%	0 / 0%	0 / 0%	0 / 0%	0 / 0%	0 / 0%	0 / 0%
N	0	0 / 0%	0 / 0%	0 / 0%	0 / 0%	0 / 0%	0 / 0%	0 / 0%
S	***	0 / 0%	0 / 0%	0 / 0%	0 / 0%	0 / 0%	0 / 0%	0 / 0%
T	\$697,258	\$120,747 / 17.32%	0 / 0%	\$12,776 / 1.83%	\$52,135 / 7.48%	\$55,386 / 7.94%	0 / 0%	\$450 / 0.06%
-TC	\$1	0 / 0%	0 / 0%	0 / 0%	0 / 0%	0 / 0%	0 / 0%	0 / 0%
	\$697,257	\$120,747 / 17.32%	0 / 0%	\$12,776 / 1.83%	\$52,135 / 7.48%	\$55,386 / 7.94%	0 / 0%	\$450 / 0.06%
308 - STATE AUDITOR'S OFFICE - COMMODITY PURCHASING UNADJUSTED GOAL IS 21.1%								
-I	0	0 / 0%	0 / 0%	0 / 0%	0 / 0%	0 / 0%	0 / 0%	0 / 0%
N	0	0 / 0%	0 / 0%	0 / 0%	0 / 0%	0 / 0%	0 / 0%	0 / 0%
S	***	0 / 0%	0 / 0%	0 / 0%	0 / 0%	0 / 0%	0 / 0%	0 / 0%
T	\$832,112	\$130,558 / 15.69%	0 / 0%	0 / 0%	\$8,577 / 1.03%	\$121,982 / 14.66%	0 / 0%	0 / 0%
-TC	\$2,071	0 / 0%	0 / 0%	0 / 0%	0 / 0%	0 / 0%	0 / 0%	0 / 0%
	\$830,041	\$130,558 / 15.73%	0 / 0%	0 / 0%	\$8,577 / 1.03%	\$121,982 / 14.70%	0 / 0%	0 / 0%

*** DOLLARS REPORTED BUT NOT SHOWN IN THESE COLUMNS. T=TREASURY, N=NON-TREASURY, S=SUBCONTRACTOR FUNDS & PROCUREMENT CARD HUB PURCHASES, TC=TERM CONTRACT, I= INTER GOVERNMENTAL PAYMENTS.



TEXAS HISTORICALLY UNDERUTILIZED BUSINESS (HUB) ANNUAL REPORT RECEIVED FOR FISCAL YEAR 2024

SECTION VII - STATE AGENCY EXPENDITURE DATA

RECORD TYPE	TOTAL EXPENDITURE	TOTAL SPENT WITH HUBS AMOUNT / %	BLACK AMOUNT / %	HISPANIC AMOUNT / %	WOMAN AMOUNT / %	ASIAN PACIFIC AMOUNT / %	NATIVE AMERICAN AMOUNT / %	SERVICE-DISABLED VETERAN AMOUNT / %
308 - STATE AUDITOR'S OFFICE - Statewide Grand Total Expenditures								
-I	0	0 / 0%	0 / 0%	0 / 0%	0 / 0%	0 / 0%	0 / 0%	0 / 0%
N	0	0 / 0%	0 / 0%	0 / 0%	0 / 0%	0 / 0%	0 / 0%	0 / 0%
S	***	\$219,918 / 7.91%	\$31,103 / 1.12%	\$188,815 / 6.79%	0 / 0%	0 / 0%	0 / 0%	0 / 0%
T	\$4,311,369	\$251,305 / 5.83%	0 / 0%	\$12,776 / 0.30%	\$60,712 / 1.41%	\$177,368 / 4.11%	0 / 0%	\$450 / 0.01%
-TC	\$2,072	0 / 0%	0 / 0%	0 / 0%	0 / 0%	0 / 0%	0 / 0%	0 / 0%
	\$4,309,297	\$471,223 / 10.94%	\$31,103 / 0.72%	\$201,591 / 4.68%	\$60,712 / 1.41%	\$177,368 / 4.12%	0 / 0%	\$450 / 0.01%

*** DOLLARS REPORTED BUT NOT SHOWN IN THESE COLUMNS. T=TREASURY, N=NON-TREASURY, S=SUBCONTRACTOR FUNDS & PROCUREMENT CARD HUB PURCHASES, TC=TERM CONTRACT, I= INTER GOVERNMENTAL PAYMENTS.



TEXAS HISTORICALLY UNDERUTILIZED BUSINESS (HUB) ANNUAL REPORT RECEIVED FOR FISCAL YEAR 2024

SECTION VII - STATE AGENCY EXPENDITURE DATA

RECORD TYPE	TOTAL EXPENDITURE	TOTAL SPENT WITH HUBS AMOUNT / %	BLACK AMOUNT / %	HISPANIC AMOUNT / %	WOMAN AMOUNT / %	ASIAN PACIFIC AMOUNT / %	NATIVE AMERICAN AMOUNT / %	SERVICE-DISABLED VETERAN AMOUNT / %
312 - STATE SECURITIES BOARD - HEAVY CONSTRUCTION UNADJUSTED GOAL IS 11.2%								
-I	0	0 / 0%	0 / 0%	0 / 0%	0 / 0%	0 / 0%	0 / 0%	0 / 0%
N	0	0 / 0%	0 / 0%	0 / 0%	0 / 0%	0 / 0%	0 / 0%	0 / 0%
S	***	0 / 0%	0 / 0%	0 / 0%	0 / 0%	0 / 0%	0 / 0%	0 / 0%
T	0	0 / 0%	0 / 0%	0 / 0%	0 / 0%	0 / 0%	0 / 0%	0 / 0%
-TC	0	0 / 0%	0 / 0%	0 / 0%	0 / 0%	0 / 0%	0 / 0%	0 / 0%
	0	0 / 0%	0 / 0%	0 / 0%	0 / 0%	0 / 0%	0 / 0%	0 / 0%

312 - STATE SECURITIES BOARD - BUILDING CONSTRUCTION UNADJUSTED GOAL IS 21.1%								
-I	0	0 / 0%	0 / 0%	0 / 0%	0 / 0%	0 / 0%	0 / 0%	0 / 0%
N	0	0 / 0%	0 / 0%	0 / 0%	0 / 0%	0 / 0%	0 / 0%	0 / 0%
S	***	0 / 0%	0 / 0%	0 / 0%	0 / 0%	0 / 0%	0 / 0%	0 / 0%
T	0	0 / 0%	0 / 0%	0 / 0%	0 / 0%	0 / 0%	0 / 0%	0 / 0%
-TC	0	0 / 0%	0 / 0%	0 / 0%	0 / 0%	0 / 0%	0 / 0%	0 / 0%
	0	0 / 0%	0 / 0%	0 / 0%	0 / 0%	0 / 0%	0 / 0%	0 / 0%

312 - STATE SECURITIES BOARD - SPECIAL TRADE UNADJUSTED GOAL IS 32.9%								
-I	0	0 / 0%	0 / 0%	0 / 0%	0 / 0%	0 / 0%	0 / 0%	0 / 0%
N	0	0 / 0%	0 / 0%	0 / 0%	0 / 0%	0 / 0%	0 / 0%	0 / 0%
S	***	0 / 0%	0 / 0%	0 / 0%	0 / 0%	0 / 0%	0 / 0%	0 / 0%
T	0	0 / 0%	0 / 0%	0 / 0%	0 / 0%	0 / 0%	0 / 0%	0 / 0%
-TC	0	0 / 0%	0 / 0%	0 / 0%	0 / 0%	0 / 0%	0 / 0%	0 / 0%
	0	0 / 0%	0 / 0%	0 / 0%	0 / 0%	0 / 0%	0 / 0%	0 / 0%

*** DOLLARS REPORTED BUT NOT SHOWN IN THESE COLUMNS. T=TREASURY, N=NON-TREASURY, S=SUBCONTRACTOR FUNDS & PROCUREMENT CARD HUB PURCHASES, TC=TERM CONTRACT, I= INTER GOVERNMENTAL PAYMENTS.



TEXAS HISTORICALLY UNDERUTILIZED BUSINESS (HUB) ANNUAL REPORT RECEIVED FOR FISCAL YEAR 2024

SECTION VII - STATE AGENCY EXPENDITURE DATA

RECORD TYPE	TOTAL EXPENDITURE	TOTAL SPENT WITH HUBS AMOUNT / %	BLACK AMOUNT / %	HISPANIC AMOUNT / %	WOMAN AMOUNT / %	ASIAN PACIFIC AMOUNT / %	NATIVE AMERICAN AMOUNT / %	SERVICE-DISABLED VETERAN AMOUNT / %
-------------	-------------------	----------------------------------	------------------	---------------------	------------------	--------------------------	----------------------------	-------------------------------------

312 - STATE SECURITIES BOARD - PROFESSIONAL SERVICES UNADJUSTED GOAL IS 23.7%

-I	0	0 / 0%	0 / 0%	0 / 0%	0 / 0%	0 / 0%	0 / 0%	0 / 0%
N	0	0 / 0%	0 / 0%	0 / 0%	0 / 0%	0 / 0%	0 / 0%	0 / 0%
S	***	0 / 0%	0 / 0%	0 / 0%	0 / 0%	0 / 0%	0 / 0%	0 / 0%
T	\$50,560	\$50,560 / 100.00%	0 / 0%	\$50,560 / 100.00%	0 / 0%	0 / 0%	0 / 0%	0 / 0%
-TC	0	0 / 0%	0 / 0%	0 / 0%	0 / 0%	0 / 0%	0 / 0%	0 / 0%
	\$50,560	\$50,560 / 100.00%	0 / 0%	\$50,560 / 100.00%	0 / 0%	0 / 0%	0 / 0%	0 / 0%

312 - STATE SECURITIES BOARD - OTHER SERVICES UNADJUSTED GOAL IS 26%

-I	0	0 / 0%	0 / 0%	0 / 0%	0 / 0%	0 / 0%	0 / 0%	0 / 0%
N	0	0 / 0%	0 / 0%	0 / 0%	0 / 0%	0 / 0%	0 / 0%	0 / 0%
S	***	0 / 0%	0 / 0%	0 / 0%	0 / 0%	0 / 0%	0 / 0%	0 / 0%
T	\$161,890	\$20,493 / 12.66%	\$186 / 0.11%	0 / 0%	\$8,964 / 5.54%	\$11,343 / 7.01%	0 / 0%	0 / 0%
-TC	\$2,709	\$587 / 21.65%	0 / 0%	0 / 0%	\$587 / 21.65%	0 / 0%	0 / 0%	0 / 0%
	\$159,181	\$19,906 / 12.51%	\$186 / 0.12%	0 / 0%	\$8,377 / 5.26%	\$11,343 / 7.13%	0 / 0%	0 / 0%

312 - STATE SECURITIES BOARD - COMMODITY PURCHASING UNADJUSTED GOAL IS 21.1%

-I	0	0 / 0%	0 / 0%	0 / 0%	0 / 0%	0 / 0%	0 / 0%	0 / 0%
N	0	0 / 0%	0 / 0%	0 / 0%	0 / 0%	0 / 0%	0 / 0%	0 / 0%
S	***	0 / 0%	0 / 0%	0 / 0%	0 / 0%	0 / 0%	0 / 0%	0 / 0%
T	\$310,295	\$113,554 / 36.60%	\$94 / 0.03%	0 / 0%	\$82,962 / 26.74%	\$17,580 / 5.67%	0 / 0%	\$12,918 / 4.16%
-TC	\$2,102	\$505 / 24.05%	0 / 0%	0 / 0%	0 / 0%	\$505 / 24.05%	0 / 0%	0 / 0%
	\$308,193	\$113,049 / 36.68%	\$94 / 0.03%	0 / 0%	\$82,962 / 26.92%	\$17,074 / 5.54%	0 / 0%	\$12,918 / 4.19%

*** DOLLARS REPORTED BUT NOT SHOWN IN THESE COLUMNS. T=TREASURY, N=NON-TREASURY, S=SUBCONTRACTOR FUNDS & PROCUREMENT CARD HUB PURCHASES, TC=TERM CONTRACT, I= INTER GOVERNMENTAL PAYMENTS.



TEXAS HISTORICALLY UNDERUTILIZED BUSINESS (HUB) ANNUAL REPORT RECEIVED FOR FISCAL YEAR 2024

SECTION VII - STATE AGENCY EXPENDITURE DATA

RECORD TYPE	TOTAL EXPENDITURE	TOTAL SPENT WITH HUBS AMOUNT / %	BLACK AMOUNT / %	HISPANIC AMOUNT / %	WOMAN AMOUNT / %	ASIAN PACIFIC AMOUNT / %	NATIVE AMERICAN AMOUNT / %	SERVICE-DISABLED VETERAN AMOUNT / %
312 - STATE SECURITIES BOARD - Statewide Grand Total Expenditures								
-I	0	0 / 0%	0 / 0%	0 / 0%	0 / 0%	0 / 0%	0 / 0%	0 / 0%
N	0	0 / 0%	0 / 0%	0 / 0%	0 / 0%	0 / 0%	0 / 0%	0 / 0%
S	***	0 / 0%	0 / 0%	0 / 0%	0 / 0%	0 / 0%	0 / 0%	0 / 0%
T	\$522,745	\$184,606 / 35.31%	\$280 / 0.05%	\$50,560 / 9.67%	\$91,926 / 17.59%	\$28,922 / 5.53%	0 / 0%	\$12,918 / 2.47%
-TC	\$4,811	\$1,092 / 22.70%	0 / 0%	0 / 0%	\$587 / 12.19%	\$505 / 10.50%	0 / 0%	0 / 0%
	\$517,934	\$183,515 / 35.43%	\$280 / 0.05%	\$50,560 / 9.76%	\$91,340 / 17.64%	\$28,417 / 5.49%	0 / 0%	\$12,918 / 2.49%

*** DOLLARS REPORTED BUT NOT SHOWN IN THESE COLUMNS. T=TREASURY, N=NON-TREASURY, S=SUBCONTRACTOR FUNDS & PROCUREMENT CARD HUB PURCHASES, TC=TERM CONTRACT, I= INTER GOVERNMENTAL PAYMENTS.



TEXAS HISTORICALLY UNDERUTILIZED BUSINESS (HUB) ANNUAL REPORT RECEIVED FOR FISCAL YEAR 2024

SECTION VII - STATE AGENCY EXPENDITURE DATA

RECORD TYPE	TOTAL EXPENDITURE	TOTAL SPENT WITH HUBS AMOUNT / %	BLACK AMOUNT / %	HISPANIC AMOUNT / %	WOMAN AMOUNT / %	ASIAN PACIFIC AMOUNT / %	NATIVE AMERICAN AMOUNT / %	SERVICE-DISABLED VETERAN AMOUNT / %
-------------	-------------------	----------------------------------	------------------	---------------------	------------------	--------------------------	----------------------------	-------------------------------------

313 - DEPARTMENT OF INFORMATION RESOURCES - HEAVY CONSTRUCTION UNADJUSTED GOAL IS 11.2%

-I	0	0 / 0%	0 / 0%	0 / 0%	0 / 0%	0 / 0%	0 / 0%	0 / 0%
N	0	0 / 0%	0 / 0%	0 / 0%	0 / 0%	0 / 0%	0 / 0%	0 / 0%
S	***	0 / 0%	0 / 0%	0 / 0%	0 / 0%	0 / 0%	0 / 0%	0 / 0%
T	0	0 / 0%	0 / 0%	0 / 0%	0 / 0%	0 / 0%	0 / 0%	0 / 0%
-TC	0	0 / 0%	0 / 0%	0 / 0%	0 / 0%	0 / 0%	0 / 0%	0 / 0%
	0	0 / 0%	0 / 0%	0 / 0%	0 / 0%	0 / 0%	0 / 0%	0 / 0%

313 - DEPARTMENT OF INFORMATION RESOURCES - BUILDING CONSTRUCTION UNADJUSTED GOAL IS 21.1%

-I	0	0 / 0%	0 / 0%	0 / 0%	0 / 0%	0 / 0%	0 / 0%	0 / 0%
N	0	0 / 0%	0 / 0%	0 / 0%	0 / 0%	0 / 0%	0 / 0%	0 / 0%
S	***	0 / 0%	0 / 0%	0 / 0%	0 / 0%	0 / 0%	0 / 0%	0 / 0%
T	0	0 / 0%	0 / 0%	0 / 0%	0 / 0%	0 / 0%	0 / 0%	0 / 0%
-TC	0	0 / 0%	0 / 0%	0 / 0%	0 / 0%	0 / 0%	0 / 0%	0 / 0%
	0	0 / 0%	0 / 0%	0 / 0%	0 / 0%	0 / 0%	0 / 0%	0 / 0%

313 - DEPARTMENT OF INFORMATION RESOURCES - SPECIAL TRADE UNADJUSTED GOAL IS 32.9%

-I	0	0 / 0%	0 / 0%	0 / 0%	0 / 0%	0 / 0%	0 / 0%	0 / 0%
N	0	0 / 0%	0 / 0%	0 / 0%	0 / 0%	0 / 0%	0 / 0%	0 / 0%
S	***	0 / 0%	0 / 0%	0 / 0%	0 / 0%	0 / 0%	0 / 0%	0 / 0%
T	0	0 / 0%	0 / 0%	0 / 0%	0 / 0%	0 / 0%	0 / 0%	0 / 0%
-TC	0	0 / 0%	0 / 0%	0 / 0%	0 / 0%	0 / 0%	0 / 0%	0 / 0%
	0	0 / 0%	0 / 0%	0 / 0%	0 / 0%	0 / 0%	0 / 0%	0 / 0%

*** DOLLARS REPORTED BUT NOT SHOWN IN THESE COLUMNS. T=TREASURY, N=NON-TREASURY, S=SUBCONTRACTOR FUNDS & PROCUREMENT CARD HUB PURCHASES, TC=TERM CONTRACT, I= INTER GOVERNMENTAL PAYMENTS.



TEXAS HISTORICALLY UNDERUTILIZED BUSINESS (HUB) ANNUAL REPORT RECEIVED FOR FISCAL YEAR 2024

SECTION VII - STATE AGENCY EXPENDITURE DATA

RECORD TYPE	TOTAL EXPENDITURE	TOTAL SPENT WITH HUBS AMOUNT / %	BLACK AMOUNT / %	HISPANIC AMOUNT / %	WOMAN AMOUNT / %	ASIAN PACIFIC AMOUNT / %	NATIVE AMERICAN AMOUNT / %	SERVICE-DISABLED VETERAN AMOUNT / %
313 - DEPARTMENT OF INFORMATION RESOURCES - PROFESSIONAL SERVICES UNADJUSTED GOAL IS 23.7%								
-I	0	0 / 0%	0 / 0%	0 / 0%	0 / 0%	0 / 0%	0 / 0%	0 / 0%
N	0	0 / 0%	0 / 0%	0 / 0%	0 / 0%	0 / 0%	0 / 0%	0 / 0%
S	***	0 / 0%	0 / 0%	0 / 0%	0 / 0%	0 / 0%	0 / 0%	0 / 0%
T	\$35,000	0 / 0%	0 / 0%	0 / 0%	0 / 0%	0 / 0%	0 / 0%	0 / 0%
-TC	0	0 / 0%	0 / 0%	0 / 0%	0 / 0%	0 / 0%	0 / 0%	0 / 0%
	\$35,000	0 / 0%	0 / 0%	0 / 0%	0 / 0%	0 / 0%	0 / 0%	0 / 0%
313 - DEPARTMENT OF INFORMATION RESOURCES - OTHER SERVICES UNADJUSTED GOAL IS 26%								
-I	\$1,970,719	0 / 0%	0 / 0%	0 / 0%	0 / 0%	0 / 0%	0 / 0%	0 / 0%
N	0	0 / 0%	0 / 0%	0 / 0%	0 / 0%	0 / 0%	0 / 0%	0 / 0%
S	***	0 / 0%	0 / 0%	0 / 0%	0 / 0%	0 / 0%	0 / 0%	0 / 0%
T	\$20,359,159	\$7,648,183 / 37.57%	\$516,959 / 2.54%	\$2,235,167 / 10.98%	\$3,182,188 / 15.63%	\$1,713,869 / 8.42%	0 / 0%	0 / 0%
-TC	\$15,334	0 / 0%	0 / 0%	0 / 0%	0 / 0%	0 / 0%	0 / 0%	0 / 0%
	\$18,373,107	\$7,648,183 / 41.63%	\$516,959 / 2.81%	\$2,235,167 / 12.17%	\$3,182,188 / 17.32%	\$1,713,869 / 9.33%	0 / 0%	0 / 0%
313 - DEPARTMENT OF INFORMATION RESOURCES - COMMODITY PURCHASING UNADJUSTED GOAL IS 21.1%								
-I	0	0 / 0%	0 / 0%	0 / 0%	0 / 0%	0 / 0%	0 / 0%	0 / 0%
N	0	0 / 0%	0 / 0%	0 / 0%	0 / 0%	0 / 0%	0 / 0%	0 / 0%
S	***	0 / 0%	0 / 0%	0 / 0%	0 / 0%	0 / 0%	0 / 0%	0 / 0%
T	\$6,758,234	\$4,371,517 / 64.68%	\$418,074 / 6.19%	\$918,619 / 13.59%	\$2,837,278 / 41.98%	\$197,547 / 2.92%	0 / 0%	0 / 0%
-TC	\$38,071	0 / 0%	0 / 0%	0 / 0%	0 / 0%	0 / 0%	0 / 0%	0 / 0%
	\$6,720,163	\$4,371,517 / 65.05%	\$418,074 / 6.22%	\$918,619 / 13.67%	\$2,837,278 / 42.22%	\$197,547 / 2.94%	0 / 0%	0 / 0%

*** DOLLARS REPORTED BUT NOT SHOWN IN THESE COLUMNS. T=TREASURY, N=NON-TREASURY, S=SUBCONTRACTOR FUNDS & PROCUREMENT CARD HUB PURCHASES, TC=TERM CONTRACT, I= INTER GOVERNMENTAL PAYMENTS.



TEXAS HISTORICALLY UNDERUTILIZED BUSINESS (HUB) ANNUAL REPORT RECEIVED FOR FISCAL YEAR 2024

SECTION VII - STATE AGENCY EXPENDITURE DATA

RECORD TYPE	TOTAL EXPENDITURE	TOTAL SPENT WITH HUBS AMOUNT / %	BLACK AMOUNT / %	HISPANIC AMOUNT / %	WOMAN AMOUNT / %	ASIAN PACIFIC AMOUNT / %	NATIVE AMERICAN AMOUNT / %	SERVICE-DISABLED VETERAN AMOUNT / %
313 - DEPARTMENT OF INFORMATION RESOURCES - Statewide Grand Total Expenditures								
-I	\$1,970,719	0 / 0%	0 / 0%	0 / 0%	0 / 0%	0 / 0%	0 / 0%	0 / 0%
N	0	0 / 0%	0 / 0%	0 / 0%	0 / 0%	0 / 0%	0 / 0%	0 / 0%
S	***	0 / 0%	0 / 0%	0 / 0%	0 / 0%	0 / 0%	0 / 0%	0 / 0%
T	\$27,152,393	\$12,019,700 / 44.27%	\$935,033 / 3.44%	\$3,153,785 / 11.62%	\$6,019,466 / 22.17%	\$1,911,416 / 7.04%	0 / 0%	0 / 0%
-TC	\$53,404	0 / 0%	0 / 0%	0 / 0%	0 / 0%	0 / 0%	0 / 0%	0 / 0%
	\$25,128,270	\$12,019,700 / 47.83%	\$935,033 / 3.72%	\$3,153,785 / 12.55%	\$6,019,466 / 23.95%	\$1,911,416 / 7.61%	0 / 0%	0 / 0%

*** DOLLARS REPORTED BUT NOT SHOWN IN THESE COLUMNS. T=TREASURY, N=NON-TREASURY, S=SUBCONTRACTOR FUNDS & PROCUREMENT CARD HUB PURCHASES, TC=TERM CONTRACT, I= INTER GOVERNMENTAL PAYMENTS.



TEXAS HISTORICALLY UNDERUTILIZED BUSINESS (HUB) ANNUAL REPORT RECEIVED FOR FISCAL YEAR 2024

SECTION VII - STATE AGENCY EXPENDITURE DATA

RECORD TYPE	TOTAL EXPENDITURE	TOTAL SPENT WITH HUBS AMOUNT / %	BLACK AMOUNT / %	HISPANIC AMOUNT / %	WOMAN AMOUNT / %	ASIAN PACIFIC AMOUNT / %	NATIVE AMERICAN AMOUNT / %	SERVICE-DISABLED VETERAN AMOUNT / %
#MULTIVALUE								
-I	0	0 / 0%	0 / 0%	0 / 0%	0 / 0%	0 / 0%	0 / 0%	0 / 0%
N	0	0 / 0%	0 / 0%	0 / 0%	0 / 0%	0 / 0%	0 / 0%	0 / 0%
S	***	0 / 0%	0 / 0%	0 / 0%	0 / 0%	0 / 0%	0 / 0%	0 / 0%
T	0	0 / 0%	0 / 0%	0 / 0%	0 / 0%	0 / 0%	0 / 0%	0 / 0%
-TC	0	0 / 0%	0 / 0%	0 / 0%	0 / 0%	0 / 0%	0 / 0%	0 / 0%
	0	0 / 0%	0 / 0%	0 / 0%	0 / 0%	0 / 0%	0 / 0%	0 / 0%

#MULTIVALUE								
-I	0	0 / 0%	0 / 0%	0 / 0%	0 / 0%	0 / 0%	0 / 0%	0 / 0%
N	0	0 / 0%	0 / 0%	0 / 0%	0 / 0%	0 / 0%	0 / 0%	0 / 0%
S	***	0 / 0%	0 / 0%	0 / 0%	0 / 0%	0 / 0%	0 / 0%	0 / 0%
T	0	0 / 0%	0 / 0%	0 / 0%	0 / 0%	0 / 0%	0 / 0%	0 / 0%
-TC	0	0 / 0%	0 / 0%	0 / 0%	0 / 0%	0 / 0%	0 / 0%	0 / 0%
	0	0 / 0%	0 / 0%	0 / 0%	0 / 0%	0 / 0%	0 / 0%	0 / 0%

#MULTIVALUE								
-I	0	0 / 0%	0 / 0%	0 / 0%	0 / 0%	0 / 0%	0 / 0%	0 / 0%
N	0	0 / 0%	0 / 0%	0 / 0%	0 / 0%	0 / 0%	0 / 0%	0 / 0%
S	***	0 / 0%	0 / 0%	0 / 0%	0 / 0%	0 / 0%	0 / 0%	0 / 0%
T	0	0 / 0%	0 / 0%	0 / 0%	0 / 0%	0 / 0%	0 / 0%	0 / 0%
-TC	0	0 / 0%	0 / 0%	0 / 0%	0 / 0%	0 / 0%	0 / 0%	0 / 0%
	0	0 / 0%	0 / 0%	0 / 0%	0 / 0%	0 / 0%	0 / 0%	0 / 0%

*** DOLLARS REPORTED BUT NOT SHOWN IN THESE COLUMNS. T=TREASURY, N=NON-TREASURY, S=SUBCONTRACTOR FUNDS & PROCUREMENT CARD HUB PURCHASES, TC=TERM CONTRACT, I= INTER GOVERNMENTAL PAYMENTS.



TEXAS HISTORICALLY UNDERUTILIZED BUSINESS (HUB) ANNUAL REPORT RECEIVED FOR FISCAL YEAR 2024

SECTION VII - STATE AGENCY EXPENDITURE DATA

RECORD TYPE	TOTAL EXPENDITURE	TOTAL SPENT WITH HUBS AMOUNT / %	BLACK AMOUNT / %	HISPANIC AMOUNT / %	WOMAN AMOUNT / %	ASIAN PACIFIC AMOUNT / %	NATIVE AMERICAN AMOUNT / %	SERVICE-DISABLED VETERAN AMOUNT / %
#MULTIVALUE								
-I	0	0 / 0%	0 / 0%	0 / 0%	0 / 0%	0 / 0%	0 / 0%	0 / 0%
N	0	0 / 0%	0 / 0%	0 / 0%	0 / 0%	0 / 0%	0 / 0%	0 / 0%
S	***	0 / 0%	0 / 0%	0 / 0%	0 / 0%	0 / 0%	0 / 0%	0 / 0%
T	\$235,850	0 / 0%	0 / 0%	0 / 0%	0 / 0%	0 / 0%	0 / 0%	0 / 0%
-TC	0	0 / 0%	0 / 0%	0 / 0%	0 / 0%	0 / 0%	0 / 0%	0 / 0%
	\$235,850	0 / 0%	0 / 0%	0 / 0%	0 / 0%	0 / 0%	0 / 0%	0 / 0%

#MULTIVALUE								
-I	0	0 / 0%	0 / 0%	0 / 0%	0 / 0%	0 / 0%	0 / 0%	0 / 0%
N	0	0 / 0%	0 / 0%	0 / 0%	0 / 0%	0 / 0%	0 / 0%	0 / 0%
S	***	0 / 0%	0 / 0%	0 / 0%	0 / 0%	0 / 0%	0 / 0%	0 / 0%
T	\$784,430	\$316,884 / 40.40%	0 / 0%	\$1,304 / 0.17%	\$2,290 / 0.29%	\$312,340 / 39.82%	\$950 / 0.12%	0 / 0%
-TC	\$201	0 / 0%	0 / 0%	0 / 0%	0 / 0%	0 / 0%	0 / 0%	0 / 0%
	\$784,229	\$316,884 / 40.41%	0 / 0%	\$1,304 / 0.17%	\$2,290 / 0.29%	\$312,340 / 39.83%	\$950 / 0.12%	0 / 0%

#MULTIVALUE								
-I	0	0 / 0%	0 / 0%	0 / 0%	0 / 0%	0 / 0%	0 / 0%	0 / 0%
N	0	0 / 0%	0 / 0%	0 / 0%	0 / 0%	0 / 0%	0 / 0%	0 / 0%
S	***	0 / 0%	0 / 0%	0 / 0%	0 / 0%	0 / 0%	0 / 0%	0 / 0%
T	\$16,089	0 / 0%	0 / 0%	0 / 0%	0 / 0%	0 / 0%	0 / 0%	0 / 0%
-TC	0	0 / 0%	0 / 0%	0 / 0%	0 / 0%	0 / 0%	0 / 0%	0 / 0%
	\$16,089	0 / 0%	0 / 0%	0 / 0%	0 / 0%	0 / 0%	0 / 0%	0 / 0%

*** DOLLARS REPORTED BUT NOT SHOWN IN THESE COLUMNS. T=TREASURY, N=NON-TREASURY, S=SUBCONTRACTOR FUNDS & PROCUREMENT CARD HUB PURCHASES, TC=TERM CONTRACT, I= INTER GOVERNMENTAL PAYMENTS.



TEXAS HISTORICALLY UNDERUTILIZED BUSINESS (HUB) ANNUAL REPORT RECEIVED FOR FISCAL YEAR 2024

SECTION VII - STATE AGENCY EXPENDITURE DATA

RECORD TYPE	TOTAL EXPENDITURE	TOTAL SPENT WITH HUBS AMOUNT / %	BLACK AMOUNT / %	HISPANIC AMOUNT / %	WOMAN AMOUNT / %	ASIAN PACIFIC AMOUNT / %	NATIVE AMERICAN AMOUNT / %	SERVICE-DISABLED VETERAN AMOUNT / %
#MULTIVALUE								
-I	0	0 / 0%	0 / 0%	0 / 0%	0 / 0%	0 / 0%	0 / 0%	0 / 0%
N	0	0 / 0%	0 / 0%	0 / 0%	0 / 0%	0 / 0%	0 / 0%	0 / 0%
S	***	0 / 0%	0 / 0%	0 / 0%	0 / 0%	0 / 0%	0 / 0%	0 / 0%
T	\$1,036,369	\$316,884 / 30.58%	0 / 0%	\$1,304 / 0.13%	\$2,290 / 0.22%	\$312,340 / 30.14%	\$950 / 0.09%	0 / 0%
-TC	\$201	0 / 0%	0 / 0%	0 / 0%	0 / 0%	0 / 0%	0 / 0%	0 / 0%
	\$1,036,168	\$316,884 / 30.58%	0 / 0%	\$1,304 / 0.13%	\$2,290 / 0.22%	\$312,340 / 30.14%	\$950 / 0.09%	0 / 0%

*** DOLLARS REPORTED BUT NOT SHOWN IN THESE COLUMNS. T=TREASURY, N=NON-TREASURY, S=SUBCONTRACTOR FUNDS & PROCUREMENT CARD HUB PURCHASES, TC=TERM CONTRACT, I= INTER GOVERNMENTAL PAYMENTS.



TEXAS HISTORICALLY UNDERUTILIZED BUSINESS (HUB) ANNUAL REPORT RECEIVED FOR FISCAL YEAR 2024

SECTION VII - STATE AGENCY EXPENDITURE DATA

RECORD TYPE	TOTAL EXPENDITURE	TOTAL SPENT WITH HUBS AMOUNT / %	BLACK AMOUNT / %	HISPANIC AMOUNT / %	WOMAN AMOUNT / %	ASIAN PACIFIC AMOUNT / %	NATIVE AMERICAN AMOUNT / %	SERVICE-DISABLED VETERAN AMOUNT / %
#MULTIVALUE								
-I	0	0 / 0%	0 / 0%	0 / 0%	0 / 0%	0 / 0%	0 / 0%	0 / 0%
N	0	0 / 0%	0 / 0%	0 / 0%	0 / 0%	0 / 0%	0 / 0%	0 / 0%
S	***	0 / 0%	0 / 0%	0 / 0%	0 / 0%	0 / 0%	0 / 0%	0 / 0%
T	0	0 / 0%	0 / 0%	0 / 0%	0 / 0%	0 / 0%	0 / 0%	0 / 0%
-TC	0	0 / 0%	0 / 0%	0 / 0%	0 / 0%	0 / 0%	0 / 0%	0 / 0%
	0	0 / 0%	0 / 0%	0 / 0%	0 / 0%	0 / 0%	0 / 0%	0 / 0%

#MULTIVALUE								
-I	0	0 / 0%	0 / 0%	0 / 0%	0 / 0%	0 / 0%	0 / 0%	0 / 0%
N	0	0 / 0%	0 / 0%	0 / 0%	0 / 0%	0 / 0%	0 / 0%	0 / 0%
S	***	0 / 0%	0 / 0%	0 / 0%	0 / 0%	0 / 0%	0 / 0%	0 / 0%
T	0	0 / 0%	0 / 0%	0 / 0%	0 / 0%	0 / 0%	0 / 0%	0 / 0%
-TC	0	0 / 0%	0 / 0%	0 / 0%	0 / 0%	0 / 0%	0 / 0%	0 / 0%
	0	0 / 0%	0 / 0%	0 / 0%	0 / 0%	0 / 0%	0 / 0%	0 / 0%

#MULTIVALUE								
-I	0	0 / 0%	0 / 0%	0 / 0%	0 / 0%	0 / 0%	0 / 0%	0 / 0%
N	0	0 / 0%	0 / 0%	0 / 0%	0 / 0%	0 / 0%	0 / 0%	0 / 0%
S	***	0 / 0%	0 / 0%	0 / 0%	0 / 0%	0 / 0%	0 / 0%	0 / 0%
T	0	0 / 0%	0 / 0%	0 / 0%	0 / 0%	0 / 0%	0 / 0%	0 / 0%
-TC	0	0 / 0%	0 / 0%	0 / 0%	0 / 0%	0 / 0%	0 / 0%	0 / 0%
	0	0 / 0%	0 / 0%	0 / 0%	0 / 0%	0 / 0%	0 / 0%	0 / 0%

*** DOLLARS REPORTED BUT NOT SHOWN IN THESE COLUMNS. T=TREASURY, N=NON-TREASURY, S=SUBCONTRACTOR FUNDS & PROCUREMENT CARD HUB PURCHASES, TC=TERM CONTRACT, I= INTER GOVERNMENTAL PAYMENTS.



TEXAS HISTORICALLY UNDERUTILIZED BUSINESS (HUB) ANNUAL REPORT RECEIVED FOR FISCAL YEAR 2024

SECTION VII - STATE AGENCY EXPENDITURE DATA

RECORD TYPE	TOTAL EXPENDITURE	TOTAL SPENT WITH HUBS AMOUNT / %	BLACK AMOUNT / %	HISPANIC AMOUNT / %	WOMAN AMOUNT / %	ASIAN PACIFIC AMOUNT / %	NATIVE AMERICAN AMOUNT / %	SERVICE-DISABLED VETERAN AMOUNT / %
#MULTIVALUE								
-I	0	0 / 0%	0 / 0%	0 / 0%	0 / 0%	0 / 0%	0 / 0%	0 / 0%
N	0	0 / 0%	0 / 0%	0 / 0%	0 / 0%	0 / 0%	0 / 0%	0 / 0%
S	***	0 / 0%	0 / 0%	0 / 0%	0 / 0%	0 / 0%	0 / 0%	0 / 0%
T	\$235,850	0 / 0%	0 / 0%	0 / 0%	0 / 0%	0 / 0%	0 / 0%	0 / 0%
-TC	0	0 / 0%	0 / 0%	0 / 0%	0 / 0%	0 / 0%	0 / 0%	0 / 0%
	\$235,850	0 / 0%	0 / 0%	0 / 0%	0 / 0%	0 / 0%	0 / 0%	0 / 0%

#MULTIVALUE								
-I	0	0 / 0%	0 / 0%	0 / 0%	0 / 0%	0 / 0%	0 / 0%	0 / 0%
N	0	0 / 0%	0 / 0%	0 / 0%	0 / 0%	0 / 0%	0 / 0%	0 / 0%
S	***	0 / 0%	0 / 0%	0 / 0%	0 / 0%	0 / 0%	0 / 0%	0 / 0%
T	\$784,430	\$316,884 / 40.40%	0 / 0%	\$1,304 / 0.17%	\$2,290 / 0.29%	\$312,340 / 39.82%	\$950 / 0.12%	0 / 0%
-TC	\$201	0 / 0%	0 / 0%	0 / 0%	0 / 0%	0 / 0%	0 / 0%	0 / 0%
	\$784,229	\$316,884 / 40.41%	0 / 0%	\$1,304 / 0.17%	\$2,290 / 0.29%	\$312,340 / 39.83%	\$950 / 0.12%	0 / 0%

#MULTIVALUE								
-I	0	0 / 0%	0 / 0%	0 / 0%	0 / 0%	0 / 0%	0 / 0%	0 / 0%
N	0	0 / 0%	0 / 0%	0 / 0%	0 / 0%	0 / 0%	0 / 0%	0 / 0%
S	***	0 / 0%	0 / 0%	0 / 0%	0 / 0%	0 / 0%	0 / 0%	0 / 0%
T	\$16,089	0 / 0%	0 / 0%	0 / 0%	0 / 0%	0 / 0%	0 / 0%	0 / 0%
-TC	0	0 / 0%	0 / 0%	0 / 0%	0 / 0%	0 / 0%	0 / 0%	0 / 0%
	\$16,089	0 / 0%	0 / 0%	0 / 0%	0 / 0%	0 / 0%	0 / 0%	0 / 0%

*** DOLLARS REPORTED BUT NOT SHOWN IN THESE COLUMNS. T=TREASURY, N=NON-TREASURY, S=SUBCONTRACTOR FUNDS & PROCUREMENT CARD HUB PURCHASES, TC=TERM CONTRACT, I= INTER GOVERNMENTAL PAYMENTS.



TEXAS HISTORICALLY UNDERUTILIZED BUSINESS (HUB) ANNUAL REPORT RECEIVED FOR FISCAL YEAR 2024

SECTION VII - STATE AGENCY EXPENDITURE DATA

RECORD TYPE	TOTAL EXPENDITURE	TOTAL SPENT WITH HUBS AMOUNT / %	BLACK AMOUNT / %	HISPANIC AMOUNT / %	WOMAN AMOUNT / %	ASIAN PACIFIC AMOUNT / %	NATIVE AMERICAN AMOUNT / %	SERVICE-DISABLED VETERAN AMOUNT / %
#MULTIVALUE								
-I	0	0 / 0%	0 / 0%	0 / 0%	0 / 0%	0 / 0%	0 / 0%	0 / 0%
N	0	0 / 0%	0 / 0%	0 / 0%	0 / 0%	0 / 0%	0 / 0%	0 / 0%
S	***	0 / 0%	0 / 0%	0 / 0%	0 / 0%	0 / 0%	0 / 0%	0 / 0%
T	\$1,036,369	\$316,884 / 30.58%	0 / 0%	\$1,304 / 0.13%	\$2,290 / 0.22%	\$312,340 / 30.14%	\$950 / 0.09%	0 / 0%
-TC	\$201	0 / 0%	0 / 0%	0 / 0%	0 / 0%	0 / 0%	0 / 0%	0 / 0%
	\$1,036,168	\$316,884 / 30.58%	0 / 0%	\$1,304 / 0.13%	\$2,290 / 0.22%	\$312,340 / 30.14%	\$950 / 0.09%	0 / 0%

*** DOLLARS REPORTED BUT NOT SHOWN IN THESE COLUMNS. T=TREASURY, N=NON-TREASURY, S=SUBCONTRACTOR FUNDS & PROCUREMENT CARD HUB PURCHASES, TC=TERM CONTRACT, I= INTER GOVERNMENTAL PAYMENTS.



TEXAS HISTORICALLY UNDERUTILIZED BUSINESS (HUB) ANNUAL REPORT RECEIVED FOR FISCAL YEAR 2024

SECTION VII - STATE AGENCY EXPENDITURE DATA

RECORD TYPE	TOTAL EXPENDITURE	TOTAL SPENT WITH HUBS AMOUNT / %	BLACK AMOUNT / %	HISPANIC AMOUNT / %	WOMAN AMOUNT / %	ASIAN PACIFIC AMOUNT / %	NATIVE AMERICAN AMOUNT / %	SERVICE-DISABLED VETERAN AMOUNT / %
320 - TEXAS WORKFORCE COMMISSION - HEAVY CONSTRUCTION UNADJUSTED GOAL IS 11.2%								
-I	0	0 / 0%	0 / 0%	0 / 0%	0 / 0%	0 / 0%	0 / 0%	0 / 0%
N	0	0 / 0%	0 / 0%	0 / 0%	0 / 0%	0 / 0%	0 / 0%	0 / 0%
S	***	0 / 0%	0 / 0%	0 / 0%	0 / 0%	0 / 0%	0 / 0%	0 / 0%
T	0	0 / 0%	0 / 0%	0 / 0%	0 / 0%	0 / 0%	0 / 0%	0 / 0%
-TC	0	0 / 0%	0 / 0%	0 / 0%	0 / 0%	0 / 0%	0 / 0%	0 / 0%
	0	0 / 0%	0 / 0%	0 / 0%	0 / 0%	0 / 0%	0 / 0%	0 / 0%
320 - TEXAS WORKFORCE COMMISSION - BUILDING CONSTRUCTION UNADJUSTED GOAL IS 21.1%								
-I	0	0 / 0%	0 / 0%	0 / 0%	0 / 0%	0 / 0%	0 / 0%	0 / 0%
N	0	0 / 0%	0 / 0%	0 / 0%	0 / 0%	0 / 0%	0 / 0%	0 / 0%
S	***	0 / 0%	0 / 0%	0 / 0%	0 / 0%	0 / 0%	0 / 0%	0 / 0%
T	0	0 / 0%	0 / 0%	0 / 0%	0 / 0%	0 / 0%	0 / 0%	0 / 0%
-TC	0	0 / 0%	0 / 0%	0 / 0%	0 / 0%	0 / 0%	0 / 0%	0 / 0%
	0	0 / 0%	0 / 0%	0 / 0%	0 / 0%	0 / 0%	0 / 0%	0 / 0%
320 - TEXAS WORKFORCE COMMISSION - SPECIAL TRADE UNADJUSTED GOAL IS 32.9%								
-I	0	0 / 0%	0 / 0%	0 / 0%	0 / 0%	0 / 0%	0 / 0%	0 / 0%
N	0	0 / 0%	0 / 0%	0 / 0%	0 / 0%	0 / 0%	0 / 0%	0 / 0%
S	***	\$314,635 / 2.63%	0 / 0%	\$57,442 / 0.48%	\$257,193 / 2.15%	0 / 0%	0 / 0%	0 / 0%
T	\$11,838,958	\$1,779,846 / 15.03%	\$424,641 / 3.59%	\$372,166 / 3.14%	\$238,969 / 2.02%	\$31,716 / 0.27%	\$712,355 / 6.02%	0 / 0%
-TC	0	0 / 0%	0 / 0%	0 / 0%	0 / 0%	0 / 0%	0 / 0%	0 / 0%
	\$11,838,958	\$2,094,481 / 17.69%	\$424,641 / 3.59%	\$429,608 / 3.63%	\$496,162 / 4.19%	\$31,716 / 0.27%	\$712,355 / 6.02%	0 / 0%

*** DOLLARS REPORTED BUT NOT SHOWN IN THESE COLUMNS. T=TREASURY, N=NON-TREASURY, S=SUBCONTRACTOR FUNDS & PROCUREMENT CARD HUB PURCHASES, TC=TERM CONTRACT, I= INTER GOVERNMENTAL PAYMENTS.



TEXAS HISTORICALLY UNDERUTILIZED BUSINESS (HUB) ANNUAL REPORT RECEIVED FOR FISCAL YEAR 2024

SECTION VII - STATE AGENCY EXPENDITURE DATA

RECORD TYPE	TOTAL EXPENDITURE	TOTAL SPENT WITH HUBS AMOUNT / %	BLACK AMOUNT / %	HISPANIC AMOUNT / %	WOMAN AMOUNT / %	ASIAN PACIFIC AMOUNT / %	NATIVE AMERICAN AMOUNT / %	SERVICE-DISABLED VETERAN AMOUNT / %
320 - TEXAS WORKFORCE COMMISSION - PROFESSIONAL SERVICES UNADJUSTED GOAL IS 23.7%								
-I	0	0 / 0%	0 / 0%	0 / 0%	0 / 0%	0 / 0%	0 / 0%	0 / 0%
N	0	0 / 0%	0 / 0%	0 / 0%	0 / 0%	0 / 0%	0 / 0%	0 / 0%
S	***	0 / 0%	0 / 0%	0 / 0%	0 / 0%	0 / 0%	0 / 0%	0 / 0%
T	\$205,804	\$198,902 / 96.65%	0 / 0%	\$29,349 / 14.26%	\$169,553 / 82.39%	0 / 0%	0 / 0%	0 / 0%
-TC	\$292	0 / 0%	0 / 0%	0 / 0%	0 / 0%	0 / 0%	0 / 0%	0 / 0%
	\$205,512	\$198,902 / 96.78%	0 / 0%	\$29,349 / 14.28%	\$169,553 / 82.50%	0 / 0%	0 / 0%	0 / 0%
320 - TEXAS WORKFORCE COMMISSION - OTHER SERVICES UNADJUSTED GOAL IS 26%								
-I	0	0 / 0%	0 / 0%	0 / 0%	0 / 0%	0 / 0%	0 / 0%	0 / 0%
N	0	0 / 0%	0 / 0%	0 / 0%	0 / 0%	0 / 0%	0 / 0%	0 / 0%
S	***	\$201,224 / 0.73%	0 / 0%	0 / 0%	0 / 0%	\$201,224 / 0.73%	0 / 0%	0 / 0%
T	\$201,403,578	\$17,897,033 / 8.89%	\$18,061 / 0.01%	\$4,505,926 / 2.24%	\$6,063,497 / 3.01%	\$7,220,829 / 3.59%	\$88,721 / 0.04%	0 / 0%
-TC	\$246,643	0 / 0%	0 / 0%	0 / 0%	0 / 0%	0 / 0%	0 / 0%	0 / 0%
	\$201,156,935	\$18,098,257 / 9.00%	\$18,061 / 0.01%	\$4,505,926 / 2.24%	\$6,063,497 / 3.01%	\$7,422,053 / 3.69%	\$88,721 / 0.04%	0 / 0%
320 - TEXAS WORKFORCE COMMISSION - COMMODITY PURCHASING UNADJUSTED GOAL IS 21.1%								
-I	0	0 / 0%	0 / 0%	0 / 0%	0 / 0%	0 / 0%	0 / 0%	0 / 0%
N	0	0 / 0%	0 / 0%	0 / 0%	0 / 0%	0 / 0%	0 / 0%	0 / 0%
S	***	\$4,507,972 / 84.09%	0 / 0%	0 / 0%	\$4,507,972 / 84.09%	0 / 0%	0 / 0%	0 / 0%
T	\$12,101,664	\$940,278 / 7.77%	\$177,957 / 1.47%	\$31,107 / 0.26%	\$675,938 / 5.59%	\$55,277 / 0.46%	0 / 0%	0 / 0%
-TC	\$546,699	\$326 / 0.06%	0 / 0%	0 / 0%	0 / 0%	\$326 / 0.06%	0 / 0%	0 / 0%
	\$11,554,964	\$5,447,925 / 47.15%	\$177,957 / 1.54%	\$31,107 / 0.27%	\$5,183,910 / 44.86%	\$54,951 / 0.48%	0 / 0%	0 / 0%

*** DOLLARS REPORTED BUT NOT SHOWN IN THESE COLUMNS. T=TREASURY, N=NON-TREASURY, S=SUBCONTRACTOR FUNDS & PROCUREMENT CARD HUB PURCHASES, TC=TERM CONTRACT, I= INTER GOVERNMENTAL PAYMENTS.



TEXAS HISTORICALLY UNDERUTILIZED BUSINESS (HUB) ANNUAL REPORT RECEIVED FOR FISCAL YEAR 2024

SECTION VII - STATE AGENCY EXPENDITURE DATA

RECORD TYPE	TOTAL EXPENDITURE	TOTAL SPENT WITH HUBS AMOUNT / %	BLACK AMOUNT / %	HISPANIC AMOUNT / %	WOMAN AMOUNT / %	ASIAN PACIFIC AMOUNT / %	NATIVE AMERICAN AMOUNT / %	SERVICE-DISABLED VETERAN AMOUNT / %
320 - TEXAS WORKFORCE COMMISSION - Statewide Grand Total Expenditures								
-I	0	0 / 0%	0 / 0%	0 / 0%	0 / 0%	0 / 0%	0 / 0%	0 / 0%
N	0	0 / 0%	0 / 0%	0 / 0%	0 / 0%	0 / 0%	0 / 0%	0 / 0%
S	***	\$5,023,831 / 11.17%	0 / 0%	\$57,442 / 0.13%	\$4,765,165 / 10.59%	\$201,224 / 0.45%	0 / 0%	0 / 0%
T	\$225,550,005	\$20,816,059 / 9.23%	\$620,658 / 0.28%	\$4,938,547 / 2.19%	\$7,147,957 / 3.17%	\$7,307,821 / 3.24%	\$801,075 / 0.36%	0 / 0%
-TC	\$793,634	\$326 / 0.04%	0 / 0%	0 / 0%	0 / 0%	\$326 / 0.04%	0 / 0%	0 / 0%
	\$224,756,370	\$25,839,564 / 11.50%	\$620,658 / 0.28%	\$4,995,989 / 2.22%	\$11,913,122 / 5.30%	\$7,508,720 / 3.34%	\$801,075 / 0.36%	0 / 0%

*** DOLLARS REPORTED BUT NOT SHOWN IN THESE COLUMNS. T=TREASURY, N=NON-TREASURY, S=SUBCONTRACTOR FUNDS & PROCUREMENT CARD HUB PURCHASES, TC=TERM CONTRACT, I= INTER GOVERNMENTAL PAYMENTS.



TEXAS HISTORICALLY UNDERUTILIZED BUSINESS (HUB) ANNUAL REPORT RECEIVED FOR FISCAL YEAR 2024

SECTION VII - STATE AGENCY EXPENDITURE DATA

RECORD TYPE	TOTAL EXPENDITURE	TOTAL SPENT WITH HUBS AMOUNT / %	BLACK AMOUNT / %	HISPANIC AMOUNT / %	WOMAN AMOUNT / %	ASIAN PACIFIC AMOUNT / %	NATIVE AMERICAN AMOUNT / %	SERVICE-DISABLED VETERAN AMOUNT / %
323 - TEACHER RETIREMENT SYSTEM OF TEXAS - HEAVY CONSTRUCTION UNADJUSTED GOAL IS 11.2%								
-I	0	0 / 0%	0 / 0%	0 / 0%	0 / 0%	0 / 0%	0 / 0%	0 / 0%
N	0	0 / 0%	0 / 0%	0 / 0%	0 / 0%	0 / 0%	0 / 0%	0 / 0%
S	***	0 / 0%	0 / 0%	0 / 0%	0 / 0%	0 / 0%	0 / 0%	0 / 0%
T	0	0 / 0%	0 / 0%	0 / 0%	0 / 0%	0 / 0%	0 / 0%	0 / 0%
-TC	0	0 / 0%	0 / 0%	0 / 0%	0 / 0%	0 / 0%	0 / 0%	0 / 0%
	0	0 / 0%	0 / 0%	0 / 0%	0 / 0%	0 / 0%	0 / 0%	0 / 0%
323 - TEACHER RETIREMENT SYSTEM OF TEXAS - BUILDING CONSTRUCTION UNADJUSTED GOAL IS 21.1%								
-I	0	0 / 0%	0 / 0%	0 / 0%	0 / 0%	0 / 0%	0 / 0%	0 / 0%
N	0	0 / 0%	0 / 0%	0 / 0%	0 / 0%	0 / 0%	0 / 0%	0 / 0%
S	***	0 / 0%	0 / 0%	0 / 0%	0 / 0%	0 / 0%	0 / 0%	0 / 0%
T	0	0 / 0%	0 / 0%	0 / 0%	0 / 0%	0 / 0%	0 / 0%	0 / 0%
-TC	0	0 / 0%	0 / 0%	0 / 0%	0 / 0%	0 / 0%	0 / 0%	0 / 0%
	0	0 / 0%	0 / 0%	0 / 0%	0 / 0%	0 / 0%	0 / 0%	0 / 0%
323 - TEACHER RETIREMENT SYSTEM OF TEXAS - SPECIAL TRADE UNADJUSTED GOAL IS 32.9%								
-I	0	0 / 0%	0 / 0%	0 / 0%	0 / 0%	0 / 0%	0 / 0%	0 / 0%
N	0	0 / 0%	0 / 0%	0 / 0%	0 / 0%	0 / 0%	0 / 0%	0 / 0%
S	***	\$1,385 / 0.12%	0 / 0%	0 / 0%	\$1,385 / 0.12%	0 / 0%	0 / 0%	0 / 0%
T	\$1,128,474	\$853,829 / 75.66%	0 / 0%	\$739,663 / 65.55%	\$114,166 / 10.12%	0 / 0%	0 / 0%	0 / 0%
-TC	0	0 / 0%	0 / 0%	0 / 0%	0 / 0%	0 / 0%	0 / 0%	0 / 0%
	\$1,128,474	\$855,214 / 75.79%	0 / 0%	\$739,663 / 65.55%	\$115,551 / 10.24%	0 / 0%	0 / 0%	0 / 0%

*** DOLLARS REPORTED BUT NOT SHOWN IN THESE COLUMNS. T=TREASURY, N=NON-TREASURY, S=SUBCONTRACTOR FUNDS & PROCUREMENT CARD HUB PURCHASES, TC=TERM CONTRACT, I= INTER GOVERNMENTAL PAYMENTS.



TEXAS HISTORICALLY UNDERUTILIZED BUSINESS (HUB) ANNUAL REPORT RECEIVED FOR FISCAL YEAR 2024

SECTION VII - STATE AGENCY EXPENDITURE DATA

RECORD TYPE	TOTAL EXPENDITURE	TOTAL SPENT WITH HUBS AMOUNT / %	BLACK AMOUNT / %	HISPANIC AMOUNT / %	WOMAN AMOUNT / %	ASIAN PACIFIC AMOUNT / %	NATIVE AMERICAN AMOUNT / %	SERVICE-DISABLED VETERAN AMOUNT / %
323 - TEACHER RETIREMENT SYSTEM OF TEXAS - PROFESSIONAL SERVICES UNADJUSTED GOAL IS 23.7%								
-I	0	0 / 0%	0 / 0%	0 / 0%	0 / 0%	0 / 0%	0 / 0%	0 / 0%
N	0	0 / 0%	0 / 0%	0 / 0%	0 / 0%	0 / 0%	0 / 0%	0 / 0%
S	***	0 / 0%	0 / 0%	0 / 0%	0 / 0%	0 / 0%	0 / 0%	0 / 0%
T	\$4,437,862	0 / 0%	0 / 0%	0 / 0%	0 / 0%	0 / 0%	0 / 0%	0 / 0%
-TC	0	0 / 0%	0 / 0%	0 / 0%	0 / 0%	0 / 0%	0 / 0%	0 / 0%
	\$4,437,862	0 / 0%	0 / 0%	0 / 0%	0 / 0%	0 / 0%	0 / 0%	0 / 0%
323 - TEACHER RETIREMENT SYSTEM OF TEXAS - OTHER SERVICES UNADJUSTED GOAL IS 26%								
-I	0	0 / 0%	0 / 0%	0 / 0%	0 / 0%	0 / 0%	0 / 0%	0 / 0%
N	0	0 / 0%	0 / 0%	0 / 0%	0 / 0%	0 / 0%	0 / 0%	0 / 0%
S	***	\$488,619 / 3.07%	0 / 0%	0 / 0%	0 / 0%	\$488,619 / 3.07%	0 / 0%	0 / 0%
T	\$43,728,259	\$15,604,466 / 35.69%	\$1,099,510 / 2.51%	\$2,979,102 / 6.81%	\$6,882,361 / 15.74%	\$3,775,759 / 8.63%	\$863,233 / 1.97%	\$4,500 / 0.01%
-TC	0	0 / 0%	0 / 0%	0 / 0%	0 / 0%	0 / 0%	0 / 0%	0 / 0%
	\$43,728,259	\$16,093,085 / 36.80%	\$1,099,510 / 2.51%	\$2,979,102 / 6.81%	\$6,882,361 / 15.74%	\$4,264,378 / 9.75%	\$863,233 / 1.97%	\$4,500 / 0.01%
323 - TEACHER RETIREMENT SYSTEM OF TEXAS - COMMODITY PURCHASING UNADJUSTED GOAL IS 21.1%								
-I	0	0 / 0%	0 / 0%	0 / 0%	0 / 0%	0 / 0%	0 / 0%	0 / 0%
N	0	0 / 0%	0 / 0%	0 / 0%	0 / 0%	0 / 0%	0 / 0%	0 / 0%
S	***	0 / 0%	0 / 0%	0 / 0%	0 / 0%	0 / 0%	0 / 0%	0 / 0%
T	\$5,757,042	\$2,005,346 / 34.83%	\$1,334,666 / 23.18%	\$79,175 / 1.38%	\$483,838 / 8.40%	\$107,667 / 1.87%	0 / 0%	0 / 0%
-TC	0	0 / 0%	0 / 0%	0 / 0%	0 / 0%	0 / 0%	0 / 0%	0 / 0%
	\$5,757,042	\$2,005,346 / 34.83%	\$1,334,666 / 23.18%	\$79,175 / 1.38%	\$483,838 / 8.40%	\$107,667 / 1.87%	0 / 0%	0 / 0%

*** DOLLARS REPORTED BUT NOT SHOWN IN THESE COLUMNS. T=TREASURY, N=NON-TREASURY, S=SUBCONTRACTOR FUNDS & PROCUREMENT CARD HUB PURCHASES, TC=TERM CONTRACT, I= INTER GOVERNMENTAL PAYMENTS.



TEXAS HISTORICALLY UNDERUTILIZED BUSINESS (HUB) ANNUAL REPORT RECEIVED FOR FISCAL YEAR 2024

SECTION VII - STATE AGENCY EXPENDITURE DATA

RECORD TYPE	TOTAL EXPENDITURE	TOTAL SPENT WITH HUBS AMOUNT / %	BLACK AMOUNT / %	HISPANIC AMOUNT / %	WOMAN AMOUNT / %	ASIAN PACIFIC AMOUNT / %	NATIVE AMERICAN AMOUNT / %	SERVICE-DISABLED VETERAN AMOUNT / %
323 - TEACHER RETIREMENT SYSTEM OF TEXAS - Statewide Grand Total Expenditures								
-I	0	0 / 0%	0 / 0%	0 / 0%	0 / 0%	0 / 0%	0 / 0%	0 / 0%
N	0	0 / 0%	0 / 0%	0 / 0%	0 / 0%	0 / 0%	0 / 0%	0 / 0%
S	***	\$490,004 / 2.88%	0 / 0%	0 / 0%	\$1,385 / 0.01%	\$488,619 / 2.87%	0 / 0%	0 / 0%
T	\$55,051,638	\$18,463,640 / 33.54%	\$2,434,176 / 4.42%	\$3,797,939 / 6.90%	\$7,480,366 / 13.59%	\$3,883,426 / 7.05%	\$863,233 / 1.57%	\$4,500 / 0.01%
-TC	0	0 / 0%	0 / 0%	0 / 0%	0 / 0%	0 / 0%	0 / 0%	0 / 0%
	\$55,051,638	\$18,953,644 / 34.43%	\$2,434,176 / 4.42%	\$3,797,939 / 6.90%	\$7,481,751 / 13.59%	\$4,372,045 / 7.94%	\$863,233 / 1.57%	\$4,500 / 0.01%

*** DOLLARS REPORTED BUT NOT SHOWN IN THESE COLUMNS. T=TREASURY, N=NON-TREASURY, S=SUBCONTRACTOR FUNDS & PROCUREMENT CARD HUB PURCHASES, TC=TERM CONTRACT, I= INTER GOVERNMENTAL PAYMENTS.



TEXAS HISTORICALLY UNDERUTILIZED BUSINESS (HUB) ANNUAL REPORT RECEIVED FOR FISCAL YEAR 2024

SECTION VII - STATE AGENCY EXPENDITURE DATA

RECORD TYPE	TOTAL EXPENDITURE	TOTAL SPENT WITH HUBS AMOUNT / %	BLACK AMOUNT / %	HISPANIC AMOUNT / %	WOMAN AMOUNT / %	ASIAN PACIFIC AMOUNT / %	NATIVE AMERICAN AMOUNT / %	SERVICE-DISABLED VETERAN AMOUNT / %
326 - TX EMERGENCY SVCS RETIREMENT SYST - HEAVY CONSTRUCTION UNADJUSTED GOAL IS 11.2%								
-I	0	0 / 0%	0 / 0%	0 / 0%	0 / 0%	0 / 0%	0 / 0%	0 / 0%
N	0	0 / 0%	0 / 0%	0 / 0%	0 / 0%	0 / 0%	0 / 0%	0 / 0%
S	***	0 / 0%	0 / 0%	0 / 0%	0 / 0%	0 / 0%	0 / 0%	0 / 0%
T	0	0 / 0%	0 / 0%	0 / 0%	0 / 0%	0 / 0%	0 / 0%	0 / 0%
-TC	0	0 / 0%	0 / 0%	0 / 0%	0 / 0%	0 / 0%	0 / 0%	0 / 0%
	0	0 / 0%	0 / 0%	0 / 0%	0 / 0%	0 / 0%	0 / 0%	0 / 0%
326 - TX EMERGENCY SVCS RETIREMENT SYST - BUILDING CONSTRUCTION UNADJUSTED GOAL IS 21.1%								
-I	0	0 / 0%	0 / 0%	0 / 0%	0 / 0%	0 / 0%	0 / 0%	0 / 0%
N	0	0 / 0%	0 / 0%	0 / 0%	0 / 0%	0 / 0%	0 / 0%	0 / 0%
S	***	0 / 0%	0 / 0%	0 / 0%	0 / 0%	0 / 0%	0 / 0%	0 / 0%
T	0	0 / 0%	0 / 0%	0 / 0%	0 / 0%	0 / 0%	0 / 0%	0 / 0%
-TC	0	0 / 0%	0 / 0%	0 / 0%	0 / 0%	0 / 0%	0 / 0%	0 / 0%
	0	0 / 0%	0 / 0%	0 / 0%	0 / 0%	0 / 0%	0 / 0%	0 / 0%
326 - TX EMERGENCY SVCS RETIREMENT SYST - SPECIAL TRADE UNADJUSTED GOAL IS 32.9%								
-I	0	0 / 0%	0 / 0%	0 / 0%	0 / 0%	0 / 0%	0 / 0%	0 / 0%
N	0	0 / 0%	0 / 0%	0 / 0%	0 / 0%	0 / 0%	0 / 0%	0 / 0%
S	***	0 / 0%	0 / 0%	0 / 0%	0 / 0%	0 / 0%	0 / 0%	0 / 0%
T	0	0 / 0%	0 / 0%	0 / 0%	0 / 0%	0 / 0%	0 / 0%	0 / 0%
-TC	0	0 / 0%	0 / 0%	0 / 0%	0 / 0%	0 / 0%	0 / 0%	0 / 0%
	0	0 / 0%	0 / 0%	0 / 0%	0 / 0%	0 / 0%	0 / 0%	0 / 0%

*** DOLLARS REPORTED BUT NOT SHOWN IN THESE COLUMNS. T=TREASURY, N=NON-TREASURY, S=SUBCONTRACTOR FUNDS & PROCUREMENT CARD HUB PURCHASES, TC=TERM CONTRACT, I= INTER GOVERNMENTAL PAYMENTS.



TEXAS HISTORICALLY UNDERUTILIZED BUSINESS (HUB) ANNUAL REPORT RECEIVED FOR FISCAL YEAR 2024

SECTION VII - STATE AGENCY EXPENDITURE DATA

RECORD TYPE	TOTAL EXPENDITURE	TOTAL SPENT WITH HUBS AMOUNT / %	BLACK AMOUNT / %	HISPANIC AMOUNT / %	WOMAN AMOUNT / %	ASIAN PACIFIC AMOUNT / %	NATIVE AMERICAN AMOUNT / %	SERVICE-DISABLED VETERAN AMOUNT / %
326 - TX EMERGENCY SVCS RETIREMENT SYST - PROFESSIONAL SERVICES UNADJUSTED GOAL IS 23.7%								
-I	0	0 / 0%	0 / 0%	0 / 0%	0 / 0%	0 / 0%	0 / 0%	0 / 0%
N	0	0 / 0%	0 / 0%	0 / 0%	0 / 0%	0 / 0%	0 / 0%	0 / 0%
S	***	0 / 0%	0 / 0%	0 / 0%	0 / 0%	0 / 0%	0 / 0%	0 / 0%
T	\$136,259	0 / 0%	0 / 0%	0 / 0%	0 / 0%	0 / 0%	0 / 0%	0 / 0%
-TC	0	0 / 0%	0 / 0%	0 / 0%	0 / 0%	0 / 0%	0 / 0%	0 / 0%
	\$136,259	0 / 0%	0 / 0%	0 / 0%	0 / 0%	0 / 0%	0 / 0%	0 / 0%
326 - TX EMERGENCY SVCS RETIREMENT SYST - OTHER SERVICES UNADJUSTED GOAL IS 26%								
-I	0	0 / 0%	0 / 0%	0 / 0%	0 / 0%	0 / 0%	0 / 0%	0 / 0%
N	0	0 / 0%	0 / 0%	0 / 0%	0 / 0%	0 / 0%	0 / 0%	0 / 0%
S	***	0 / 0%	0 / 0%	0 / 0%	0 / 0%	0 / 0%	0 / 0%	0 / 0%
T	\$597,514	\$88,020 / 14.73%	0 / 0%	\$33,108 / 5.54%	\$51,688 / 8.65%	\$3,224 / 0.54%	0 / 0%	0 / 0%
-TC	\$62	0 / 0%	0 / 0%	0 / 0%	0 / 0%	0 / 0%	0 / 0%	0 / 0%
	\$597,451	\$88,020 / 14.73%	0 / 0%	\$33,108 / 5.54%	\$51,688 / 8.65%	\$3,224 / 0.54%	0 / 0%	0 / 0%
326 - TX EMERGENCY SVCS RETIREMENT SYST - COMMODITY PURCHASING UNADJUSTED GOAL IS 21.1%								
-I	0	0 / 0%	0 / 0%	0 / 0%	0 / 0%	0 / 0%	0 / 0%	0 / 0%
N	0	0 / 0%	0 / 0%	0 / 0%	0 / 0%	0 / 0%	0 / 0%	0 / 0%
S	***	0 / 0%	0 / 0%	0 / 0%	0 / 0%	0 / 0%	0 / 0%	0 / 0%
T	\$37,465	\$20,526 / 54.79%	\$15,208 / 40.59%	0 / 0%	\$5,233 / 13.97%	\$85 / 0.23%	0 / 0%	0 / 0%
-TC	\$164	0 / 0%	0 / 0%	0 / 0%	0 / 0%	0 / 0%	0 / 0%	0 / 0%
	\$37,301	\$20,526 / 55.03%	\$15,208 / 40.77%	0 / 0%	\$5,233 / 14.03%	\$85 / 0.23%	0 / 0%	0 / 0%

*** DOLLARS REPORTED BUT NOT SHOWN IN THESE COLUMNS. T=TREASURY, N=NON-TREASURY, S=SUBCONTRACTOR FUNDS & PROCUREMENT CARD HUB PURCHASES, TC=TERM CONTRACT, I= INTER GOVERNMENTAL PAYMENTS.



TEXAS HISTORICALLY UNDERUTILIZED BUSINESS (HUB) ANNUAL REPORT RECEIVED FOR FISCAL YEAR 2024

SECTION VII - STATE AGENCY EXPENDITURE DATA

RECORD TYPE	TOTAL EXPENDITURE	TOTAL SPENT WITH HUBS AMOUNT / %	BLACK AMOUNT / %	HISPANIC AMOUNT / %	WOMAN AMOUNT / %	ASIAN PACIFIC AMOUNT / %	NATIVE AMERICAN AMOUNT / %	SERVICE-DISABLED VETERAN AMOUNT / %
326 - TX EMERGENCY SVCS RETIREMENT SYST - Statewide Grand Total Expenditures								
-I	0	0 / 0%	0 / 0%	0 / 0%	0 / 0%	0 / 0%	0 / 0%	0 / 0%
N	0	0 / 0%	0 / 0%	0 / 0%	0 / 0%	0 / 0%	0 / 0%	0 / 0%
S	***	0 / 0%	0 / 0%	0 / 0%	0 / 0%	0 / 0%	0 / 0%	0 / 0%
T	\$771,238	\$108,546 / 14.07%	\$15,208 / 1.97%	\$33,108 / 4.29%	\$56,921 / 7.38%	\$3,309 / 0.43%	0 / 0%	0 / 0%
-TC	\$227	0 / 0%	0 / 0%	0 / 0%	0 / 0%	0 / 0%	0 / 0%	0 / 0%
	\$771,012	\$108,546 / 14.08%	\$15,208 / 1.97%	\$33,108 / 4.29%	\$56,921 / 7.38%	\$3,309 / 0.43%	0 / 0%	0 / 0%

*** DOLLARS REPORTED BUT NOT SHOWN IN THESE COLUMNS. T=TREASURY, N=NON-TREASURY, S=SUBCONTRACTOR FUNDS & PROCUREMENT CARD HUB PURCHASES, TC=TERM CONTRACT, I= INTER GOVERNMENTAL PAYMENTS.



TEXAS HISTORICALLY UNDERUTILIZED BUSINESS (HUB) ANNUAL REPORT RECEIVED FOR FISCAL YEAR 2024

SECTION VII - STATE AGENCY EXPENDITURE DATA

RECORD TYPE	TOTAL EXPENDITURE	TOTAL SPENT WITH HUBS AMOUNT / %	BLACK AMOUNT / %	HISPANIC AMOUNT / %	WOMAN AMOUNT / %	ASIAN PACIFIC AMOUNT / %	NATIVE AMERICAN AMOUNT / %	SERVICE-DISABLED VETERAN AMOUNT / %
-------------	-------------------	----------------------------------	------------------	---------------------	------------------	--------------------------	----------------------------	-------------------------------------

327 - EMPLOYEES RETIREMENT SYSTEM - HEAVY CONSTRUCTION UNADJUSTED GOAL IS 11.2%

-I	0	0 / 0%	0 / 0%	0 / 0%	0 / 0%	0 / 0%	0 / 0%	0 / 0%
N	0	0 / 0%	0 / 0%	0 / 0%	0 / 0%	0 / 0%	0 / 0%	0 / 0%
S	***	0 / 0%	0 / 0%	0 / 0%	0 / 0%	0 / 0%	0 / 0%	0 / 0%
T	0	0 / 0%	0 / 0%	0 / 0%	0 / 0%	0 / 0%	0 / 0%	0 / 0%
-TC	0	0 / 0%	0 / 0%	0 / 0%	0 / 0%	0 / 0%	0 / 0%	0 / 0%
	0	0 / 0%	0 / 0%	0 / 0%	0 / 0%	0 / 0%	0 / 0%	0 / 0%

327 - EMPLOYEES RETIREMENT SYSTEM - BUILDING CONSTRUCTION UNADJUSTED GOAL IS 21.1%

-I	0	0 / 0%	0 / 0%	0 / 0%	0 / 0%	0 / 0%	0 / 0%	0 / 0%
N	0	0 / 0%	0 / 0%	0 / 0%	0 / 0%	0 / 0%	0 / 0%	0 / 0%
S	***	\$2,606,227 / 20.55%	0 / 0%	\$151,392 / 1.19%	\$2,281,097 / 17.99%	\$173,738 / 1.37%	0 / 0%	0 / 0%
T	\$12,680,728	\$314,352 / 2.48%	0 / 0%	\$195,382 / 1.54%	\$20,905 / 0.16%	0 / 0%	0 / 0%	\$98,065 / 0.77%
-TC	0	0 / 0%	0 / 0%	0 / 0%	0 / 0%	0 / 0%	0 / 0%	0 / 0%
	\$12,680,728	\$2,920,578 / 23.03%	0 / 0%	\$346,774 / 2.73%	\$2,302,002 / 18.15%	\$173,738 / 1.37%	0 / 0%	\$98,065 / 0.77%

327 - EMPLOYEES RETIREMENT SYSTEM - SPECIAL TRADE UNADJUSTED GOAL IS 32.9%

-I	0	0 / 0%	0 / 0%	0 / 0%	0 / 0%	0 / 0%	0 / 0%	0 / 0%
N	0	0 / 0%	0 / 0%	0 / 0%	0 / 0%	0 / 0%	0 / 0%	0 / 0%
S	***	0 / 0%	0 / 0%	0 / 0%	0 / 0%	0 / 0%	0 / 0%	0 / 0%
T	\$112,845	\$42,333 / 37.51%	0 / 0%	\$9,708 / 8.60%	\$1,971 / 1.75%	\$30,654 / 27.16%	0 / 0%	0 / 0%
-TC	0	0 / 0%	0 / 0%	0 / 0%	0 / 0%	0 / 0%	0 / 0%	0 / 0%
	\$112,845	\$42,333 / 37.51%	0 / 0%	\$9,708 / 8.60%	\$1,971 / 1.75%	\$30,654 / 27.16%	0 / 0%	0 / 0%

*** DOLLARS REPORTED BUT NOT SHOWN IN THESE COLUMNS. T=TREASURY, N=NON-TREASURY, S=SUBCONTRACTOR FUNDS & PROCUREMENT CARD HUB PURCHASES, TC=TERM CONTRACT, I= INTER GOVERNMENTAL PAYMENTS.



TEXAS HISTORICALLY UNDERUTILIZED BUSINESS (HUB) ANNUAL REPORT RECEIVED FOR FISCAL YEAR 2024

SECTION VII - STATE AGENCY EXPENDITURE DATA

RECORD TYPE	TOTAL EXPENDITURE	TOTAL SPENT WITH HUBS AMOUNT / %	BLACK AMOUNT / %	HISPANIC AMOUNT / %	WOMAN AMOUNT / %	ASIAN PACIFIC AMOUNT / %	NATIVE AMERICAN AMOUNT / %	SERVICE-DISABLED VETERAN AMOUNT / %
327 - EMPLOYEES RETIREMENT SYSTEM - PROFESSIONAL SERVICES UNADJUSTED GOAL IS 23.7%								
-I	0	0 / 0%	0 / 0%	0 / 0%	0 / 0%	0 / 0%	0 / 0%	0 / 0%
N	0	0 / 0%	0 / 0%	0 / 0%	0 / 0%	0 / 0%	0 / 0%	0 / 0%
S	***	0 / 0%	0 / 0%	0 / 0%	0 / 0%	0 / 0%	0 / 0%	0 / 0%
T	\$1,282,881	0 / 0%	0 / 0%	0 / 0%	0 / 0%	0 / 0%	0 / 0%	0 / 0%
-TC	0	0 / 0%	0 / 0%	0 / 0%	0 / 0%	0 / 0%	0 / 0%	0 / 0%
	\$1,282,881	0 / 0%	0 / 0%	0 / 0%	0 / 0%	0 / 0%	0 / 0%	0 / 0%

327 - EMPLOYEES RETIREMENT SYSTEM - OTHER SERVICES UNADJUSTED GOAL IS 26%								
-I	\$54,439	0 / 0%	0 / 0%	0 / 0%	0 / 0%	0 / 0%	0 / 0%	0 / 0%
N	0	0 / 0%	0 / 0%	0 / 0%	0 / 0%	0 / 0%	0 / 0%	0 / 0%
S	***	\$10,835 / 3.69%	0 / 0%	0 / 0%	0 / 0%	\$10,835 / 3.69%	0 / 0%	0 / 0%
T	\$32,990,289	\$11,405,145 / 34.57%	\$378,032 / 1.15%	\$2,501,549 / 7.58%	\$5,257,105 / 15.94%	\$3,089,429 / 9.36%	0 / 0%	\$179,030 / 0.54%
-TC	\$137,402	0 / 0%	0 / 0%	0 / 0%	0 / 0%	0 / 0%	0 / 0%	0 / 0%
	\$32,798,448	\$11,415,980 / 34.81%	\$378,032 / 1.15%	\$2,501,549 / 7.63%	\$5,257,105 / 16.03%	\$3,100,264 / 9.45%	0 / 0%	\$179,030 / 0.55%

327 - EMPLOYEES RETIREMENT SYSTEM - COMMODITY PURCHASING UNADJUSTED GOAL IS 21.1%								
-I	0	0 / 0%	0 / 0%	0 / 0%	0 / 0%	0 / 0%	0 / 0%	0 / 0%
N	0	0 / 0%	0 / 0%	0 / 0%	0 / 0%	0 / 0%	0 / 0%	0 / 0%
S	***	\$8,459 / 14.70%	0 / 0%	0 / 0%	0 / 0%	\$8,459 / 14.70%	0 / 0%	0 / 0%
T	\$10,388,461	\$2,297,491 / 22.12%	\$45,451 / 0.44%	\$43,513 / 0.42%	\$1,895,113 / 18.24%	\$313,415 / 3.02%	0 / 0%	0 / 0%
-TC	\$64,436	0 / 0%	0 / 0%	0 / 0%	0 / 0%	0 / 0%	0 / 0%	0 / 0%
	\$10,324,025	\$2,305,950 / 22.34%	\$45,451 / 0.44%	\$43,513 / 0.42%	\$1,895,113 / 18.36%	\$321,874 / 3.12%	0 / 0%	0 / 0%

*** DOLLARS REPORTED BUT NOT SHOWN IN THESE COLUMNS. T=TREASURY, N=NON-TREASURY, S=SUBCONTRACTOR FUNDS & PROCUREMENT CARD HUB PURCHASES, TC=TERM CONTRACT, I= INTER GOVERNMENTAL PAYMENTS.



TEXAS HISTORICALLY UNDERUTILIZED BUSINESS (HUB) ANNUAL REPORT RECEIVED FOR FISCAL YEAR 2024

SECTION VII - STATE AGENCY EXPENDITURE DATA

RECORD TYPE	TOTAL EXPENDITURE	TOTAL SPENT WITH HUBS AMOUNT / %	BLACK AMOUNT / %	HISPANIC AMOUNT / %	WOMAN AMOUNT / %	ASIAN PACIFIC AMOUNT / %	NATIVE AMERICAN AMOUNT / %	SERVICE-DISABLED VETERAN AMOUNT / %
327 - EMPLOYEES RETIREMENT SYSTEM - Statewide Grand Total Expenditures								
-I	\$54,439	0 / 0%	0 / 0%	0 / 0%	0 / 0%	0 / 0%	0 / 0%	0 / 0%
N	0	0 / 0%	0 / 0%	0 / 0%	0 / 0%	0 / 0%	0 / 0%	0 / 0%
S	***	\$2,625,520 / 20.15%	0 / 0%	\$151,392 / 1.16%	\$2,281,097 / 17.50%	\$193,032 / 1.48%	0 / 0%	0 / 0%
T	\$57,455,204	\$14,059,322 / 24.47%	\$423,483 / 0.74%	\$2,750,151 / 4.79%	\$7,175,095 / 12.49%	\$3,433,499 / 5.98%	0 / 0%	\$277,095 / 0.48%
-TC	\$201,838	0 / 0%	0 / 0%	0 / 0%	0 / 0%	0 / 0%	0 / 0%	0 / 0%
	\$57,198,926	\$16,684,843 / 29.17%	\$423,483 / 0.74%	\$2,901,543 / 5.07%	\$9,456,191 / 16.53%	\$3,626,531 / 6.34%	0 / 0%	\$277,095 / 0.48%

*** DOLLARS REPORTED BUT NOT SHOWN IN THESE COLUMNS. T=TREASURY, N=NON-TREASURY, S=SUBCONTRACTOR FUNDS & PROCUREMENT CARD HUB PURCHASES, TC=TERM CONTRACT, I= INTER GOVERNMENTAL PAYMENTS.



TEXAS HISTORICALLY UNDERUTILIZED BUSINESS (HUB) ANNUAL REPORT RECEIVED FOR FISCAL YEAR 2024

SECTION VII - STATE AGENCY EXPENDITURE DATA

RECORD TYPE	TOTAL EXPENDITURE	TOTAL SPENT WITH HUBS AMOUNT / %	BLACK AMOUNT / %	HISPANIC AMOUNT / %	WOMAN AMOUNT / %	ASIAN PACIFIC AMOUNT / %	NATIVE AMERICAN AMOUNT / %	SERVICE-DISABLED VETERAN AMOUNT / %
-------------	-------------------	----------------------------------	------------------	---------------------	------------------	--------------------------	----------------------------	-------------------------------------

329 - REAL ESTATE COMMISSION - HEAVY CONSTRUCTION UNADJUSTED GOAL IS 11.2%

-I	0	0 / 0%	0 / 0%	0 / 0%	0 / 0%	0 / 0%	0 / 0%	0 / 0%
N	0	0 / 0%	0 / 0%	0 / 0%	0 / 0%	0 / 0%	0 / 0%	0 / 0%
S	***	0 / 0%	0 / 0%	0 / 0%	0 / 0%	0 / 0%	0 / 0%	0 / 0%
T	0	0 / 0%	0 / 0%	0 / 0%	0 / 0%	0 / 0%	0 / 0%	0 / 0%
-TC	0	0 / 0%	0 / 0%	0 / 0%	0 / 0%	0 / 0%	0 / 0%	0 / 0%
	0	0 / 0%	0 / 0%	0 / 0%	0 / 0%	0 / 0%	0 / 0%	0 / 0%

329 - REAL ESTATE COMMISSION - BUILDING CONSTRUCTION UNADJUSTED GOAL IS 21.1%

-I	0	0 / 0%	0 / 0%	0 / 0%	0 / 0%	0 / 0%	0 / 0%	0 / 0%
N	0	0 / 0%	0 / 0%	0 / 0%	0 / 0%	0 / 0%	0 / 0%	0 / 0%
S	***	0 / 0%	0 / 0%	0 / 0%	0 / 0%	0 / 0%	0 / 0%	0 / 0%
T	0	0 / 0%	0 / 0%	0 / 0%	0 / 0%	0 / 0%	0 / 0%	0 / 0%
-TC	0	0 / 0%	0 / 0%	0 / 0%	0 / 0%	0 / 0%	0 / 0%	0 / 0%
	0	0 / 0%	0 / 0%	0 / 0%	0 / 0%	0 / 0%	0 / 0%	0 / 0%

329 - REAL ESTATE COMMISSION - SPECIAL TRADE UNADJUSTED GOAL IS 32.9%

-I	0	0 / 0%	0 / 0%	0 / 0%	0 / 0%	0 / 0%	0 / 0%	0 / 0%
N	0	0 / 0%	0 / 0%	0 / 0%	0 / 0%	0 / 0%	0 / 0%	0 / 0%
S	***	0 / 0%	0 / 0%	0 / 0%	0 / 0%	0 / 0%	0 / 0%	0 / 0%
T	0	0 / 0%	0 / 0%	0 / 0%	0 / 0%	0 / 0%	0 / 0%	0 / 0%
-TC	0	0 / 0%	0 / 0%	0 / 0%	0 / 0%	0 / 0%	0 / 0%	0 / 0%
	0	0 / 0%	0 / 0%	0 / 0%	0 / 0%	0 / 0%	0 / 0%	0 / 0%

*** DOLLARS REPORTED BUT NOT SHOWN IN THESE COLUMNS. T=TREASURY, N=NON-TREASURY, S=SUBCONTRACTOR FUNDS & PROCUREMENT CARD HUB PURCHASES, TC=TERM CONTRACT, I= INTER GOVERNMENTAL PAYMENTS.



TEXAS HISTORICALLY UNDERUTILIZED BUSINESS (HUB) ANNUAL REPORT RECEIVED FOR FISCAL YEAR 2024

SECTION VII - STATE AGENCY EXPENDITURE DATA

RECORD TYPE	TOTAL EXPENDITURE	TOTAL SPENT WITH HUBS AMOUNT / %	BLACK AMOUNT / %	HISPANIC AMOUNT / %	WOMAN AMOUNT / %	ASIAN PACIFIC AMOUNT / %	NATIVE AMERICAN AMOUNT / %	SERVICE-DISABLED VETERAN AMOUNT / %
329 - REAL ESTATE COMMISSION - PROFESSIONAL SERVICES UNADJUSTED GOAL IS 23.7%								
-I	0	0 / 0%	0 / 0%	0 / 0%	0 / 0%	0 / 0%	0 / 0%	0 / 0%
N	0	0 / 0%	0 / 0%	0 / 0%	0 / 0%	0 / 0%	0 / 0%	0 / 0%
S	***	0 / 0%	0 / 0%	0 / 0%	0 / 0%	0 / 0%	0 / 0%	0 / 0%
T	\$41,136	\$41,136 / 100.00%	\$41,136 / 100.00%	0 / 0%	0 / 0%	0 / 0%	0 / 0%	0 / 0%
-TC	0	0 / 0%	0 / 0%	0 / 0%	0 / 0%	0 / 0%	0 / 0%	0 / 0%
	\$41,136	\$41,136 / 100.00%	\$41,136 / 100.00%	0 / 0%	0 / 0%	0 / 0%	0 / 0%	0 / 0%

329 - REAL ESTATE COMMISSION - OTHER SERVICES UNADJUSTED GOAL IS 26%								
-I	0	0 / 0%	0 / 0%	0 / 0%	0 / 0%	0 / 0%	0 / 0%	0 / 0%
N	0	0 / 0%	0 / 0%	0 / 0%	0 / 0%	0 / 0%	0 / 0%	0 / 0%
S	***	0 / 0%	0 / 0%	0 / 0%	0 / 0%	0 / 0%	0 / 0%	0 / 0%
T	\$858,028	\$508,006 / 59.21%	\$2,320 / 0.27%	\$20,697 / 2.41%	\$465,957 / 54.31%	\$19,032 / 2.22%	0 / 0%	0 / 0%
-TC	\$1,355	0 / 0%	0 / 0%	0 / 0%	0 / 0%	0 / 0%	0 / 0%	0 / 0%
	\$856,673	\$508,006 / 59.30%	\$2,320 / 0.27%	\$20,697 / 2.42%	\$465,957 / 54.39%	\$19,032 / 2.22%	0 / 0%	0 / 0%

329 - REAL ESTATE COMMISSION - COMMODITY PURCHASING UNADJUSTED GOAL IS 21.1%								
-I	0	0 / 0%	0 / 0%	0 / 0%	0 / 0%	0 / 0%	0 / 0%	0 / 0%
N	0	0 / 0%	0 / 0%	0 / 0%	0 / 0%	0 / 0%	0 / 0%	0 / 0%
S	***	0 / 0%	0 / 0%	0 / 0%	0 / 0%	0 / 0%	0 / 0%	0 / 0%
T	\$161,950	\$92,753 / 57.27%	\$31,666 / 19.55%	\$4,675 / 2.89%	\$46,009 / 28.41%	\$10,403 / 6.42%	0 / 0%	0 / 0%
-TC	\$639	0 / 0%	0 / 0%	0 / 0%	0 / 0%	0 / 0%	0 / 0%	0 / 0%
	\$161,311	\$92,753 / 57.50%	\$31,666 / 19.63%	\$4,675 / 2.90%	\$46,009 / 28.52%	\$10,403 / 6.45%	0 / 0%	0 / 0%

*** DOLLARS REPORTED BUT NOT SHOWN IN THESE COLUMNS. T=TREASURY, N=NON-TREASURY, S=SUBCONTRACTOR FUNDS & PROCUREMENT CARD HUB PURCHASES, TC=TERM CONTRACT, I= INTER GOVERNMENTAL PAYMENTS.



TEXAS HISTORICALLY UNDERUTILIZED BUSINESS (HUB) ANNUAL REPORT RECEIVED FOR FISCAL YEAR 2024

SECTION VII - STATE AGENCY EXPENDITURE DATA

RECORD TYPE	TOTAL EXPENDITURE	TOTAL SPENT WITH HUBS AMOUNT / %	BLACK AMOUNT / %	HISPANIC AMOUNT / %	WOMAN AMOUNT / %	ASIAN PACIFIC AMOUNT / %	NATIVE AMERICAN AMOUNT / %	SERVICE-DISABLED VETERAN AMOUNT / %
329 - REAL ESTATE COMMISSION - Statewide Grand Total Expenditures								
-I	0	0 / 0%	0 / 0%	0 / 0%	0 / 0%	0 / 0%	0 / 0%	0 / 0%
N	0	0 / 0%	0 / 0%	0 / 0%	0 / 0%	0 / 0%	0 / 0%	0 / 0%
S	***	0 / 0%	0 / 0%	0 / 0%	0 / 0%	0 / 0%	0 / 0%	0 / 0%
T	\$1,061,113	\$641,894 / 60.49%	\$75,121 / 7.08%	\$25,373 / 2.39%	\$511,966 / 48.25%	\$29,435 / 2.77%	0 / 0%	0 / 0%
-TC	\$1,994	0 / 0%	0 / 0%	0 / 0%	0 / 0%	0 / 0%	0 / 0%	0 / 0%
	\$1,059,120	\$641,894 / 60.61%	\$75,121 / 7.09%	\$25,373 / 2.40%	\$511,966 / 48.34%	\$29,435 / 2.78%	0 / 0%	0 / 0%

*** DOLLARS REPORTED BUT NOT SHOWN IN THESE COLUMNS. T=TREASURY, N=NON-TREASURY, S=SUBCONTRACTOR FUNDS & PROCUREMENT CARD HUB PURCHASES, TC=TERM CONTRACT, I= INTER GOVERNMENTAL PAYMENTS.



TEXAS HISTORICALLY UNDERUTILIZED BUSINESS (HUB) ANNUAL REPORT RECEIVED FOR FISCAL YEAR 2024

SECTION VII - STATE AGENCY EXPENDITURE DATA

RECORD TYPE	TOTAL EXPENDITURE	TOTAL SPENT WITH HUBS AMOUNT / %	BLACK AMOUNT / %	HISPANIC AMOUNT / %	WOMAN AMOUNT / %	ASIAN PACIFIC AMOUNT / %	NATIVE AMERICAN AMOUNT / %	SERVICE-DISABLED VETERAN AMOUNT / %
332 - TX DEPT OF HOUSING & COMM AFFAIRS - HEAVY CONSTRUCTION UNADJUSTED GOAL IS 11.2%								
-I	0	0 / 0%	0 / 0%	0 / 0%	0 / 0%	0 / 0%	0 / 0%	0 / 0%
N	0	0 / 0%	0 / 0%	0 / 0%	0 / 0%	0 / 0%	0 / 0%	0 / 0%
S	***	0 / 0%	0 / 0%	0 / 0%	0 / 0%	0 / 0%	0 / 0%	0 / 0%
T	0	0 / 0%	0 / 0%	0 / 0%	0 / 0%	0 / 0%	0 / 0%	0 / 0%
-TC	0	0 / 0%	0 / 0%	0 / 0%	0 / 0%	0 / 0%	0 / 0%	0 / 0%
	0	0 / 0%	0 / 0%	0 / 0%	0 / 0%	0 / 0%	0 / 0%	0 / 0%

332 - TX DEPT OF HOUSING & COMM AFFAIRS - BUILDING CONSTRUCTION UNADJUSTED GOAL IS 21.1%								
-I	0	0 / 0%	0 / 0%	0 / 0%	0 / 0%	0 / 0%	0 / 0%	0 / 0%
N	0	0 / 0%	0 / 0%	0 / 0%	0 / 0%	0 / 0%	0 / 0%	0 / 0%
S	***	0 / 0%	0 / 0%	0 / 0%	0 / 0%	0 / 0%	0 / 0%	0 / 0%
T	0	0 / 0%	0 / 0%	0 / 0%	0 / 0%	0 / 0%	0 / 0%	0 / 0%
-TC	0	0 / 0%	0 / 0%	0 / 0%	0 / 0%	0 / 0%	0 / 0%	0 / 0%
	0	0 / 0%	0 / 0%	0 / 0%	0 / 0%	0 / 0%	0 / 0%	0 / 0%

332 - TX DEPT OF HOUSING & COMM AFFAIRS - SPECIAL TRADE UNADJUSTED GOAL IS 32.9%								
-I	0	0 / 0%	0 / 0%	0 / 0%	0 / 0%	0 / 0%	0 / 0%	0 / 0%
N	0	0 / 0%	0 / 0%	0 / 0%	0 / 0%	0 / 0%	0 / 0%	0 / 0%
S	***	0 / 0%	0 / 0%	0 / 0%	0 / 0%	0 / 0%	0 / 0%	0 / 0%
T	0	0 / 0%	0 / 0%	0 / 0%	0 / 0%	0 / 0%	0 / 0%	0 / 0%
-TC	0	0 / 0%	0 / 0%	0 / 0%	0 / 0%	0 / 0%	0 / 0%	0 / 0%
	0	0 / 0%	0 / 0%	0 / 0%	0 / 0%	0 / 0%	0 / 0%	0 / 0%

*** DOLLARS REPORTED BUT NOT SHOWN IN THESE COLUMNS. T=TREASURY, N=NON-TREASURY, S=SUBCONTRACTOR FUNDS & PROCUREMENT CARD HUB PURCHASES, TC=TERM CONTRACT, I= INTER GOVERNMENTAL PAYMENTS.



TEXAS HISTORICALLY UNDERUTILIZED BUSINESS (HUB) ANNUAL REPORT RECEIVED FOR FISCAL YEAR 2024

SECTION VII - STATE AGENCY EXPENDITURE DATA

RECORD TYPE	TOTAL EXPENDITURE	TOTAL SPENT WITH HUBS AMOUNT / %	BLACK AMOUNT / %	HISPANIC AMOUNT / %	WOMAN AMOUNT / %	ASIAN PACIFIC AMOUNT / %	NATIVE AMERICAN AMOUNT / %	SERVICE-DISABLED VETERAN AMOUNT / %
-------------	-------------------	----------------------------------	------------------	---------------------	------------------	--------------------------	----------------------------	-------------------------------------

332 - TX DEPT OF HOUSING & COMM AFFAIRS - PROFESSIONAL SERVICES UNADJUSTED GOAL IS 23.7%

-I	0	0 / 0%	0 / 0%	0 / 0%	0 / 0%	0 / 0%	0 / 0%	0 / 0%
N	0	0 / 0%	0 / 0%	0 / 0%	0 / 0%	0 / 0%	0 / 0%	0 / 0%
S	***	0 / 0%	0 / 0%	0 / 0%	0 / 0%	0 / 0%	0 / 0%	0 / 0%
T	0	0 / 0%	0 / 0%	0 / 0%	0 / 0%	0 / 0%	0 / 0%	0 / 0%
-TC	0	0 / 0%	0 / 0%	0 / 0%	0 / 0%	0 / 0%	0 / 0%	0 / 0%
	0	0 / 0%	0 / 0%	0 / 0%	0 / 0%	0 / 0%	0 / 0%	0 / 0%

332 - TX DEPT OF HOUSING & COMM AFFAIRS - OTHER SERVICES UNADJUSTED GOAL IS 26%

-I	\$25,125,679	0 / 0%	0 / 0%	0 / 0%	0 / 0%	0 / 0%	0 / 0%	0 / 0%
N	0	0 / 0%	0 / 0%	0 / 0%	0 / 0%	0 / 0%	0 / 0%	0 / 0%
S	***	0 / 0%	0 / 0%	0 / 0%	0 / 0%	0 / 0%	0 / 0%	0 / 0%
T	\$28,934,462	\$1,885,555 / 6.52%	\$10,312 / 0.04%	\$363,818 / 1.26%	\$724,829 / 2.51%	\$786,596 / 2.72%	0 / 0%	0 / 0%
-TC	\$23,751	0 / 0%	0 / 0%	0 / 0%	0 / 0%	0 / 0%	0 / 0%	0 / 0%
	\$3,785,032	\$1,885,555 / 49.82%	\$10,312 / 0.27%	\$363,818 / 9.61%	\$724,829 / 19.15%	\$786,596 / 20.78%	0 / 0%	0 / 0%

332 - TX DEPT OF HOUSING & COMM AFFAIRS - COMMODITY PURCHASING UNADJUSTED GOAL IS 21.1%

-I	0	0 / 0%	0 / 0%	0 / 0%	0 / 0%	0 / 0%	0 / 0%	0 / 0%
N	0	0 / 0%	0 / 0%	0 / 0%	0 / 0%	0 / 0%	0 / 0%	0 / 0%
S	***	0 / 0%	0 / 0%	0 / 0%	0 / 0%	0 / 0%	0 / 0%	0 / 0%
T	\$249,921	\$140,731 / 56.31%	\$20,210 / 8.09%	0 / 0%	\$53,540 / 21.42%	\$60,145 / 24.07%	\$6,836 / 2.74%	0 / 0%
-TC	0	0 / 0%	0 / 0%	0 / 0%	0 / 0%	0 / 0%	0 / 0%	0 / 0%
	\$249,921	\$140,731 / 56.31%	\$20,210 / 8.09%	0 / 0%	\$53,540 / 21.42%	\$60,145 / 24.07%	\$6,836 / 2.74%	0 / 0%

*** DOLLARS REPORTED BUT NOT SHOWN IN THESE COLUMNS. T=TREASURY, N=NON-TREASURY, S=SUBCONTRACTOR FUNDS & PROCUREMENT CARD HUB PURCHASES, TC=TERM CONTRACT, I= INTER GOVERNMENTAL PAYMENTS.



TEXAS HISTORICALLY UNDERUTILIZED BUSINESS (HUB) ANNUAL REPORT RECEIVED FOR FISCAL YEAR 2024

SECTION VII - STATE AGENCY EXPENDITURE DATA

RECORD TYPE	TOTAL EXPENDITURE	TOTAL SPENT WITH HUBS AMOUNT / %	BLACK AMOUNT / %	HISPANIC AMOUNT / %	WOMAN AMOUNT / %	ASIAN PACIFIC AMOUNT / %	NATIVE AMERICAN AMOUNT / %	SERVICE-DISABLED VETERAN AMOUNT / %
332 - TX DEPT OF HOUSING & COMM AFFAIRS - Statewide Grand Total Expenditures								
-I	\$25,125,679	0 / 0%	0 / 0%	0 / 0%	0 / 0%	0 / 0%	0 / 0%	0 / 0%
N	0	0 / 0%	0 / 0%	0 / 0%	0 / 0%	0 / 0%	0 / 0%	0 / 0%
S	***	0 / 0%	0 / 0%	0 / 0%	0 / 0%	0 / 0%	0 / 0%	0 / 0%
T	\$29,184,383	\$2,026,286 / 6.94%	\$30,522 / 0.10%	\$363,818 / 1.25%	\$778,368 / 2.67%	\$846,741 / 2.90%	\$6,836 / 0.02%	0 / 0%
-TC	\$23,751	0 / 0%	0 / 0%	0 / 0%	0 / 0%	0 / 0%	0 / 0%	0 / 0%
	\$4,034,953	\$2,026,286 / 50.22%	\$30,522 / 0.76%	\$363,818 / 9.02%	\$778,368 / 19.29%	\$846,741 / 20.99%	\$6,836 / 0.17%	0 / 0%

*** DOLLARS REPORTED BUT NOT SHOWN IN THESE COLUMNS. T=TREASURY, N=NON-TREASURY, S=SUBCONTRACTOR FUNDS & PROCUREMENT CARD HUB PURCHASES, TC=TERM CONTRACT, I= INTER GOVERNMENTAL PAYMENTS.



TEXAS HISTORICALLY UNDERUTILIZED BUSINESS (HUB) ANNUAL REPORT RECEIVED FOR FISCAL YEAR 2024

SECTION VII - STATE AGENCY EXPENDITURE DATA

RECORD TYPE	TOTAL EXPENDITURE	TOTAL SPENT WITH HUBS AMOUNT / %	BLACK AMOUNT / %	HISPANIC AMOUNT / %	WOMAN AMOUNT / %	ASIAN PACIFIC AMOUNT / %	NATIVE AMERICAN AMOUNT / %	SERVICE-DISABLED VETERAN AMOUNT / %
338 - STATE PENSION REVIEW BOARD - HEAVY CONSTRUCTION UNADJUSTED GOAL IS 11.2%								
-I	0	0 / 0%	0 / 0%	0 / 0%	0 / 0%	0 / 0%	0 / 0%	0 / 0%
N	0	0 / 0%	0 / 0%	0 / 0%	0 / 0%	0 / 0%	0 / 0%	0 / 0%
S	***	0 / 0%	0 / 0%	0 / 0%	0 / 0%	0 / 0%	0 / 0%	0 / 0%
T	0	0 / 0%	0 / 0%	0 / 0%	0 / 0%	0 / 0%	0 / 0%	0 / 0%
-TC	0	0 / 0%	0 / 0%	0 / 0%	0 / 0%	0 / 0%	0 / 0%	0 / 0%
	0	0 / 0%	0 / 0%	0 / 0%	0 / 0%	0 / 0%	0 / 0%	0 / 0%

338 - STATE PENSION REVIEW BOARD - BUILDING CONSTRUCTION UNADJUSTED GOAL IS 21.1%								
-I	0	0 / 0%	0 / 0%	0 / 0%	0 / 0%	0 / 0%	0 / 0%	0 / 0%
N	0	0 / 0%	0 / 0%	0 / 0%	0 / 0%	0 / 0%	0 / 0%	0 / 0%
S	***	0 / 0%	0 / 0%	0 / 0%	0 / 0%	0 / 0%	0 / 0%	0 / 0%
T	0	0 / 0%	0 / 0%	0 / 0%	0 / 0%	0 / 0%	0 / 0%	0 / 0%
-TC	0	0 / 0%	0 / 0%	0 / 0%	0 / 0%	0 / 0%	0 / 0%	0 / 0%
	0	0 / 0%	0 / 0%	0 / 0%	0 / 0%	0 / 0%	0 / 0%	0 / 0%

338 - STATE PENSION REVIEW BOARD - SPECIAL TRADE UNADJUSTED GOAL IS 32.9%								
-I	0	0 / 0%	0 / 0%	0 / 0%	0 / 0%	0 / 0%	0 / 0%	0 / 0%
N	0	0 / 0%	0 / 0%	0 / 0%	0 / 0%	0 / 0%	0 / 0%	0 / 0%
S	***	0 / 0%	0 / 0%	0 / 0%	0 / 0%	0 / 0%	0 / 0%	0 / 0%
T	0	0 / 0%	0 / 0%	0 / 0%	0 / 0%	0 / 0%	0 / 0%	0 / 0%
-TC	0	0 / 0%	0 / 0%	0 / 0%	0 / 0%	0 / 0%	0 / 0%	0 / 0%
	0	0 / 0%	0 / 0%	0 / 0%	0 / 0%	0 / 0%	0 / 0%	0 / 0%

*** DOLLARS REPORTED BUT NOT SHOWN IN THESE COLUMNS. T=TREASURY, N=NON-TREASURY, S=SUBCONTRACTOR FUNDS & PROCUREMENT CARD HUB PURCHASES, TC=TERM CONTRACT, I= INTER GOVERNMENTAL PAYMENTS.



TEXAS HISTORICALLY UNDERUTILIZED BUSINESS (HUB) ANNUAL REPORT RECEIVED FOR FISCAL YEAR 2024

SECTION VII - STATE AGENCY EXPENDITURE DATA

RECORD TYPE	TOTAL EXPENDITURE	TOTAL SPENT WITH HUBS AMOUNT / %	BLACK AMOUNT / %	HISPANIC AMOUNT / %	WOMAN AMOUNT / %	ASIAN PACIFIC AMOUNT / %	NATIVE AMERICAN AMOUNT / %	SERVICE-DISABLED VETERAN AMOUNT / %
-------------	-------------------	----------------------------------	------------------	---------------------	------------------	--------------------------	----------------------------	-------------------------------------

338 - STATE PENSION REVIEW BOARD - PROFESSIONAL SERVICES UNADJUSTED GOAL IS 23.7%

-I	0	0 / 0%	0 / 0%	0 / 0%	0 / 0%	0 / 0%	0 / 0%	0 / 0%
N	0	0 / 0%	0 / 0%	0 / 0%	0 / 0%	0 / 0%	0 / 0%	0 / 0%
S	***	0 / 0%	0 / 0%	0 / 0%	0 / 0%	0 / 0%	0 / 0%	0 / 0%
T	0	0 / 0%	0 / 0%	0 / 0%	0 / 0%	0 / 0%	0 / 0%	0 / 0%
-TC	0	0 / 0%	0 / 0%	0 / 0%	0 / 0%	0 / 0%	0 / 0%	0 / 0%
	0	0 / 0%	0 / 0%	0 / 0%	0 / 0%	0 / 0%	0 / 0%	0 / 0%

338 - STATE PENSION REVIEW BOARD - OTHER SERVICES UNADJUSTED GOAL IS 26%

-I	0	0 / 0%	0 / 0%	0 / 0%	0 / 0%	0 / 0%	0 / 0%	0 / 0%
N	0	0 / 0%	0 / 0%	0 / 0%	0 / 0%	0 / 0%	0 / 0%	0 / 0%
S	***	0 / 0%	0 / 0%	0 / 0%	0 / 0%	0 / 0%	0 / 0%	0 / 0%
T	\$280,289	\$273,734 / 97.66%	0 / 0%	0 / 0%	\$273,734 / 97.66%	0 / 0%	0 / 0%	0 / 0%
-TC	0	0 / 0%	0 / 0%	0 / 0%	0 / 0%	0 / 0%	0 / 0%	0 / 0%
	\$280,289	\$273,734 / 97.66%	0 / 0%	0 / 0%	\$273,734 / 97.66%	0 / 0%	0 / 0%	0 / 0%

338 - STATE PENSION REVIEW BOARD - COMMODITY PURCHASING UNADJUSTED GOAL IS 21.1%

-I	0	0 / 0%	0 / 0%	0 / 0%	0 / 0%	0 / 0%	0 / 0%	0 / 0%
N	0	0 / 0%	0 / 0%	0 / 0%	0 / 0%	0 / 0%	0 / 0%	0 / 0%
S	***	0 / 0%	0 / 0%	0 / 0%	0 / 0%	0 / 0%	0 / 0%	0 / 0%
T	\$26,825	\$5,260 / 19.61%	0 / 0%	0 / 0%	0 / 0%	\$5,260 / 19.61%	0 / 0%	0 / 0%
-TC	0	0 / 0%	0 / 0%	0 / 0%	0 / 0%	0 / 0%	0 / 0%	0 / 0%
	\$26,825	\$5,260 / 19.61%	0 / 0%	0 / 0%	0 / 0%	\$5,260 / 19.61%	0 / 0%	0 / 0%

*** DOLLARS REPORTED BUT NOT SHOWN IN THESE COLUMNS. T=TREASURY, N=NON-TREASURY, S=SUBCONTRACTOR FUNDS & PROCUREMENT CARD HUB PURCHASES, TC=TERM CONTRACT, I= INTER GOVERNMENTAL PAYMENTS.



TEXAS HISTORICALLY UNDERUTILIZED BUSINESS (HUB) ANNUAL REPORT RECEIVED FOR FISCAL YEAR 2024

SECTION VII - STATE AGENCY EXPENDITURE DATA

RECORD TYPE	TOTAL EXPENDITURE	TOTAL SPENT WITH HUBS AMOUNT / %	BLACK AMOUNT / %	HISPANIC AMOUNT / %	WOMAN AMOUNT / %	ASIAN PACIFIC AMOUNT / %	NATIVE AMERICAN AMOUNT / %	SERVICE-DISABLED VETERAN AMOUNT / %
338 - STATE PENSION REVIEW BOARD - Statewide Grand Total Expenditures								
-I	0	0 / 0%	0 / 0%	0 / 0%	0 / 0%	0 / 0%	0 / 0%	0 / 0%
N	0	0 / 0%	0 / 0%	0 / 0%	0 / 0%	0 / 0%	0 / 0%	0 / 0%
S	***	0 / 0%	0 / 0%	0 / 0%	0 / 0%	0 / 0%	0 / 0%	0 / 0%
T	\$307,114	\$278,993 / 90.84%	0 / 0%	0 / 0%	\$273,734 / 89.13%	\$5,260 / 1.71%	0 / 0%	0 / 0%
-TC	0	0 / 0%	0 / 0%	0 / 0%	0 / 0%	0 / 0%	0 / 0%	0 / 0%
	\$307,114	\$278,993 / 90.84%	0 / 0%	0 / 0%	\$273,734 / 89.13%	\$5,260 / 1.71%	0 / 0%	0 / 0%

*** DOLLARS REPORTED BUT NOT SHOWN IN THESE COLUMNS. T=TREASURY, N=NON-TREASURY, S=SUBCONTRACTOR FUNDS & PROCUREMENT CARD HUB PURCHASES, TC=TERM CONTRACT, I= INTER GOVERNMENTAL PAYMENTS.



TEXAS HISTORICALLY UNDERUTILIZED BUSINESS (HUB) ANNUAL REPORT RECEIVED FOR FISCAL YEAR 2024

SECTION VII - STATE AGENCY EXPENDITURE DATA

RECORD TYPE	TOTAL EXPENDITURE	TOTAL SPENT WITH HUBS AMOUNT / %	BLACK AMOUNT / %	HISPANIC AMOUNT / %	WOMAN AMOUNT / %	ASIAN PACIFIC AMOUNT / %	NATIVE AMERICAN AMOUNT / %	SERVICE-DISABLED VETERAN AMOUNT / %
347 - TEXAS PUBLIC FINANCE AUTHORITY - HEAVY CONSTRUCTION UNADJUSTED GOAL IS 11.2%								
-I	0	0 / 0%	0 / 0%	0 / 0%	0 / 0%	0 / 0%	0 / 0%	0 / 0%
N	0	0 / 0%	0 / 0%	0 / 0%	0 / 0%	0 / 0%	0 / 0%	0 / 0%
S	***	0 / 0%	0 / 0%	0 / 0%	0 / 0%	0 / 0%	0 / 0%	0 / 0%
T	0	0 / 0%	0 / 0%	0 / 0%	0 / 0%	0 / 0%	0 / 0%	0 / 0%
-TC	0	0 / 0%	0 / 0%	0 / 0%	0 / 0%	0 / 0%	0 / 0%	0 / 0%
	0	0 / 0%	0 / 0%	0 / 0%	0 / 0%	0 / 0%	0 / 0%	0 / 0%

347 - TEXAS PUBLIC FINANCE AUTHORITY - BUILDING CONSTRUCTION UNADJUSTED GOAL IS 21.1%								
-I	0	0 / 0%	0 / 0%	0 / 0%	0 / 0%	0 / 0%	0 / 0%	0 / 0%
N	0	0 / 0%	0 / 0%	0 / 0%	0 / 0%	0 / 0%	0 / 0%	0 / 0%
S	***	0 / 0%	0 / 0%	0 / 0%	0 / 0%	0 / 0%	0 / 0%	0 / 0%
T	0	0 / 0%	0 / 0%	0 / 0%	0 / 0%	0 / 0%	0 / 0%	0 / 0%
-TC	0	0 / 0%	0 / 0%	0 / 0%	0 / 0%	0 / 0%	0 / 0%	0 / 0%
	0	0 / 0%	0 / 0%	0 / 0%	0 / 0%	0 / 0%	0 / 0%	0 / 0%

347 - TEXAS PUBLIC FINANCE AUTHORITY - SPECIAL TRADE UNADJUSTED GOAL IS 32.9%								
-I	0	0 / 0%	0 / 0%	0 / 0%	0 / 0%	0 / 0%	0 / 0%	0 / 0%
N	0	0 / 0%	0 / 0%	0 / 0%	0 / 0%	0 / 0%	0 / 0%	0 / 0%
S	***	0 / 0%	0 / 0%	0 / 0%	0 / 0%	0 / 0%	0 / 0%	0 / 0%
T	0	0 / 0%	0 / 0%	0 / 0%	0 / 0%	0 / 0%	0 / 0%	0 / 0%
-TC	0	0 / 0%	0 / 0%	0 / 0%	0 / 0%	0 / 0%	0 / 0%	0 / 0%
	0	0 / 0%	0 / 0%	0 / 0%	0 / 0%	0 / 0%	0 / 0%	0 / 0%

*** DOLLARS REPORTED BUT NOT SHOWN IN THESE COLUMNS. T=TREASURY, N=NON-TREASURY, S=SUBCONTRACTOR FUNDS & PROCUREMENT CARD HUB PURCHASES, TC=TERM CONTRACT, I= INTER GOVERNMENTAL PAYMENTS.



TEXAS HISTORICALLY UNDERUTILIZED BUSINESS (HUB) ANNUAL REPORT RECEIVED FOR FISCAL YEAR 2024

SECTION VII - STATE AGENCY EXPENDITURE DATA

RECORD TYPE	TOTAL EXPENDITURE	TOTAL SPENT WITH HUBS AMOUNT / %	BLACK AMOUNT / %	HISPANIC AMOUNT / %	WOMAN AMOUNT / %	ASIAN PACIFIC AMOUNT / %	NATIVE AMERICAN AMOUNT / %	SERVICE-DISABLED VETERAN AMOUNT / %
347 - TEXAS PUBLIC FINANCE AUTHORITY - PROFESSIONAL SERVICES UNADJUSTED GOAL IS 23.7%								
-I	0	0 / 0%	0 / 0%	0 / 0%	0 / 0%	0 / 0%	0 / 0%	0 / 0%
N	0	0 / 0%	0 / 0%	0 / 0%	0 / 0%	0 / 0%	0 / 0%	0 / 0%
S	***	0 / 0%	0 / 0%	0 / 0%	0 / 0%	0 / 0%	0 / 0%	0 / 0%
T	\$519,095	0 / 0%	0 / 0%	0 / 0%	0 / 0%	0 / 0%	0 / 0%	0 / 0%
-TC	0	0 / 0%	0 / 0%	0 / 0%	0 / 0%	0 / 0%	0 / 0%	0 / 0%
	\$519,095	0 / 0%	0 / 0%	0 / 0%	0 / 0%	0 / 0%	0 / 0%	0 / 0%
347 - TEXAS PUBLIC FINANCE AUTHORITY - OTHER SERVICES UNADJUSTED GOAL IS 26%								
-I	0	0 / 0%	0 / 0%	0 / 0%	0 / 0%	0 / 0%	0 / 0%	0 / 0%
N	0	0 / 0%	0 / 0%	0 / 0%	0 / 0%	0 / 0%	0 / 0%	0 / 0%
S	***	0 / 0%	0 / 0%	0 / 0%	0 / 0%	0 / 0%	0 / 0%	0 / 0%
T	\$805,151	0 / 0%	0 / 0%	0 / 0%	0 / 0%	0 / 0%	0 / 0%	0 / 0%
-TC	\$830	0 / 0%	0 / 0%	0 / 0%	0 / 0%	0 / 0%	0 / 0%	0 / 0%
	\$804,322	0 / 0%	0 / 0%	0 / 0%	0 / 0%	0 / 0%	0 / 0%	0 / 0%
347 - TEXAS PUBLIC FINANCE AUTHORITY - COMMODITY PURCHASING UNADJUSTED GOAL IS 21.1%								
-I	0	0 / 0%	0 / 0%	0 / 0%	0 / 0%	0 / 0%	0 / 0%	0 / 0%
N	0	0 / 0%	0 / 0%	0 / 0%	0 / 0%	0 / 0%	0 / 0%	0 / 0%
S	***	0 / 0%	0 / 0%	0 / 0%	0 / 0%	0 / 0%	0 / 0%	0 / 0%
T	\$22,495	\$13,690 / 60.86%	\$357 / 1.59%	0 / 0%	\$9,078 / 40.36%	\$4,255 / 18.92%	0 / 0%	0 / 0%
-TC	\$25	0 / 0%	0 / 0%	0 / 0%	0 / 0%	0 / 0%	0 / 0%	0 / 0%
	\$22,470	\$13,690 / 60.93%	\$357 / 1.59%	0 / 0%	\$9,078 / 40.40%	\$4,255 / 18.94%	0 / 0%	0 / 0%

*** DOLLARS REPORTED BUT NOT SHOWN IN THESE COLUMNS. T=TREASURY, N=NON-TREASURY, S=SUBCONTRACTOR FUNDS & PROCUREMENT CARD HUB PURCHASES, TC=TERM CONTRACT, I= INTER GOVERNMENTAL PAYMENTS.



TEXAS HISTORICALLY UNDERUTILIZED BUSINESS (HUB) ANNUAL REPORT RECEIVED FOR FISCAL YEAR 2024

SECTION VII - STATE AGENCY EXPENDITURE DATA

RECORD TYPE	TOTAL EXPENDITURE	TOTAL SPENT WITH HUBS AMOUNT / %	BLACK AMOUNT / %	HISPANIC AMOUNT / %	WOMAN AMOUNT / %	ASIAN PACIFIC AMOUNT / %	NATIVE AMERICAN AMOUNT / %	SERVICE-DISABLED VETERAN AMOUNT / %
347 - TEXAS PUBLIC FINANCE AUTHORITY - Statewide Grand Total Expenditures								
-I	0	0 / 0%	0 / 0%	0 / 0%	0 / 0%	0 / 0%	0 / 0%	0 / 0%
N	0	0 / 0%	0 / 0%	0 / 0%	0 / 0%	0 / 0%	0 / 0%	0 / 0%
S	***	0 / 0%	0 / 0%	0 / 0%	0 / 0%	0 / 0%	0 / 0%	0 / 0%
T	\$1,346,741	\$13,690 / 1.02%	\$357 / 0.03%	0 / 0%	\$9,078 / 0.67%	\$4,255 / 0.32%	0 / 0%	0 / 0%
-TC	\$855	0 / 0%	0 / 0%	0 / 0%	0 / 0%	0 / 0%	0 / 0%	0 / 0%
	\$1,345,886	\$13,690 / 1.02%	\$357 / 0.03%	0 / 0%	\$9,078 / 0.67%	\$4,255 / 0.32%	0 / 0%	0 / 0%

*** DOLLARS REPORTED BUT NOT SHOWN IN THESE COLUMNS. T=TREASURY, N=NON-TREASURY, S=SUBCONTRACTOR FUNDS & PROCUREMENT CARD HUB PURCHASES, TC=TERM CONTRACT, I= INTER GOVERNMENTAL PAYMENTS.



TEXAS HISTORICALLY UNDERUTILIZED BUSINESS (HUB) ANNUAL REPORT RECEIVED FOR FISCAL YEAR 2024

SECTION VII - STATE AGENCY EXPENDITURE DATA

RECORD TYPE	TOTAL EXPENDITURE	TOTAL SPENT WITH HUBS AMOUNT / %	BLACK AMOUNT / %	HISPANIC AMOUNT / %	WOMAN AMOUNT / %	ASIAN PACIFIC AMOUNT / %	NATIVE AMERICAN AMOUNT / %	SERVICE-DISABLED VETERAN AMOUNT / %
352 - TEXAS BOND REVIEW BOARD - HEAVY CONSTRUCTION UNADJUSTED GOAL IS 11.2%								
-I	0	0 / 0%	0 / 0%	0 / 0%	0 / 0%	0 / 0%	0 / 0%	0 / 0%
N	0	0 / 0%	0 / 0%	0 / 0%	0 / 0%	0 / 0%	0 / 0%	0 / 0%
S	***	0 / 0%	0 / 0%	0 / 0%	0 / 0%	0 / 0%	0 / 0%	0 / 0%
T	0	0 / 0%	0 / 0%	0 / 0%	0 / 0%	0 / 0%	0 / 0%	0 / 0%
-TC	0	0 / 0%	0 / 0%	0 / 0%	0 / 0%	0 / 0%	0 / 0%	0 / 0%
	0	0 / 0%	0 / 0%	0 / 0%	0 / 0%	0 / 0%	0 / 0%	0 / 0%

352 - TEXAS BOND REVIEW BOARD - BUILDING CONSTRUCTION UNADJUSTED GOAL IS 21.1%								
-I	0	0 / 0%	0 / 0%	0 / 0%	0 / 0%	0 / 0%	0 / 0%	0 / 0%
N	0	0 / 0%	0 / 0%	0 / 0%	0 / 0%	0 / 0%	0 / 0%	0 / 0%
S	***	0 / 0%	0 / 0%	0 / 0%	0 / 0%	0 / 0%	0 / 0%	0 / 0%
T	0	0 / 0%	0 / 0%	0 / 0%	0 / 0%	0 / 0%	0 / 0%	0 / 0%
-TC	0	0 / 0%	0 / 0%	0 / 0%	0 / 0%	0 / 0%	0 / 0%	0 / 0%
	0	0 / 0%	0 / 0%	0 / 0%	0 / 0%	0 / 0%	0 / 0%	0 / 0%

352 - TEXAS BOND REVIEW BOARD - SPECIAL TRADE UNADJUSTED GOAL IS 32.9%								
-I	0	0 / 0%	0 / 0%	0 / 0%	0 / 0%	0 / 0%	0 / 0%	0 / 0%
N	0	0 / 0%	0 / 0%	0 / 0%	0 / 0%	0 / 0%	0 / 0%	0 / 0%
S	***	0 / 0%	0 / 0%	0 / 0%	0 / 0%	0 / 0%	0 / 0%	0 / 0%
T	0	0 / 0%	0 / 0%	0 / 0%	0 / 0%	0 / 0%	0 / 0%	0 / 0%
-TC	0	0 / 0%	0 / 0%	0 / 0%	0 / 0%	0 / 0%	0 / 0%	0 / 0%
	0	0 / 0%	0 / 0%	0 / 0%	0 / 0%	0 / 0%	0 / 0%	0 / 0%

*** DOLLARS REPORTED BUT NOT SHOWN IN THESE COLUMNS. T=TREASURY, N=NON-TREASURY, S=SUBCONTRACTOR FUNDS & PROCUREMENT CARD HUB PURCHASES, TC=TERM CONTRACT, I= INTER GOVERNMENTAL PAYMENTS.



TEXAS HISTORICALLY UNDERUTILIZED BUSINESS (HUB) ANNUAL REPORT RECEIVED FOR FISCAL YEAR 2024

SECTION VII - STATE AGENCY EXPENDITURE DATA

RECORD TYPE	TOTAL EXPENDITURE	TOTAL SPENT WITH HUBS AMOUNT / %	BLACK AMOUNT / %	HISPANIC AMOUNT / %	WOMAN AMOUNT / %	ASIAN PACIFIC AMOUNT / %	NATIVE AMERICAN AMOUNT / %	SERVICE-DISABLED VETERAN AMOUNT / %
352 - TEXAS BOND REVIEW BOARD - PROFESSIONAL SERVICES UNADJUSTED GOAL IS 23.7%								
-I	0	0 / 0%	0 / 0%	0 / 0%	0 / 0%	0 / 0%	0 / 0%	0 / 0%
N	0	0 / 0%	0 / 0%	0 / 0%	0 / 0%	0 / 0%	0 / 0%	0 / 0%
S	***	0 / 0%	0 / 0%	0 / 0%	0 / 0%	0 / 0%	0 / 0%	0 / 0%
T	0	0 / 0%	0 / 0%	0 / 0%	0 / 0%	0 / 0%	0 / 0%	0 / 0%
-TC	0	0 / 0%	0 / 0%	0 / 0%	0 / 0%	0 / 0%	0 / 0%	0 / 0%
	0	0 / 0%	0 / 0%	0 / 0%	0 / 0%	0 / 0%	0 / 0%	0 / 0%

352 - TEXAS BOND REVIEW BOARD - OTHER SERVICES UNADJUSTED GOAL IS 26%								
-I	0	0 / 0%	0 / 0%	0 / 0%	0 / 0%	0 / 0%	0 / 0%	0 / 0%
N	0	0 / 0%	0 / 0%	0 / 0%	0 / 0%	0 / 0%	0 / 0%	0 / 0%
S	***	0 / 0%	0 / 0%	0 / 0%	0 / 0%	0 / 0%	0 / 0%	0 / 0%
T	\$127,689	\$119,258 / 93.40%	0 / 0%	0 / 0%	\$119,258 / 93.40%	0 / 0%	0 / 0%	0 / 0%
-TC	0	0 / 0%	0 / 0%	0 / 0%	0 / 0%	0 / 0%	0 / 0%	0 / 0%
	\$127,689	\$119,258 / 93.40%	0 / 0%	0 / 0%	\$119,258 / 93.40%	0 / 0%	0 / 0%	0 / 0%

352 - TEXAS BOND REVIEW BOARD - COMMODITY PURCHASING UNADJUSTED GOAL IS 21.1%								
-I	0	0 / 0%	0 / 0%	0 / 0%	0 / 0%	0 / 0%	0 / 0%	0 / 0%
N	0	0 / 0%	0 / 0%	0 / 0%	0 / 0%	0 / 0%	0 / 0%	0 / 0%
S	***	0 / 0%	0 / 0%	0 / 0%	0 / 0%	0 / 0%	0 / 0%	0 / 0%
T	\$86,809	\$19 / 0.02%	0 / 0%	0 / 0%	\$19 / 0.02%	0 / 0%	0 / 0%	0 / 0%
-TC	\$81	\$19 / 23.18%	0 / 0%	0 / 0%	\$19 / 23.18%	0 / 0%	0 / 0%	0 / 0%
	\$86,728	0 / 0%	0 / 0%	0 / 0%	0 / 0%	0 / 0%	0 / 0%	0 / 0%

*** DOLLARS REPORTED BUT NOT SHOWN IN THESE COLUMNS. T=TREASURY, N=NON-TREASURY, S=SUBCONTRACTOR FUNDS & PROCUREMENT CARD HUB PURCHASES, TC=TERM CONTRACT, I= INTER GOVERNMENTAL PAYMENTS.



TEXAS HISTORICALLY UNDERUTILIZED BUSINESS (HUB) ANNUAL REPORT RECEIVED FOR FISCAL YEAR 2024

SECTION VII - STATE AGENCY EXPENDITURE DATA

RECORD TYPE	TOTAL EXPENDITURE	TOTAL SPENT WITH HUBS AMOUNT / %	BLACK AMOUNT / %	HISPANIC AMOUNT / %	WOMAN AMOUNT / %	ASIAN PACIFIC AMOUNT / %	NATIVE AMERICAN AMOUNT / %	SERVICE-DISABLED VETERAN AMOUNT / %
352 - TEXAS BOND REVIEW BOARD - Statewide Grand Total Expenditures								
-I	0	0 / 0%	0 / 0%	0 / 0%	0 / 0%	0 / 0%	0 / 0%	0 / 0%
N	0	0 / 0%	0 / 0%	0 / 0%	0 / 0%	0 / 0%	0 / 0%	0 / 0%
S	***	0 / 0%	0 / 0%	0 / 0%	0 / 0%	0 / 0%	0 / 0%	0 / 0%
T	\$214,498	\$119,277 / 55.61%	0 / 0%	0 / 0%	\$119,277 / 55.61%	0 / 0%	0 / 0%	0 / 0%
-TC	\$81	\$19 / 23.18%	0 / 0%	0 / 0%	\$19 / 23.18%	0 / 0%	0 / 0%	0 / 0%
	\$214,416	\$119,258 / 55.62%	0 / 0%	0 / 0%	\$119,258 / 55.62%	0 / 0%	0 / 0%	0 / 0%

*** DOLLARS REPORTED BUT NOT SHOWN IN THESE COLUMNS. T=TREASURY, N=NON-TREASURY, S=SUBCONTRACTOR FUNDS & PROCUREMENT CARD HUB PURCHASES, TC=TERM CONTRACT, I= INTER GOVERNMENTAL PAYMENTS.



TEXAS HISTORICALLY UNDERUTILIZED BUSINESS (HUB) ANNUAL REPORT RECEIVED FOR FISCAL YEAR 2024

SECTION VII - STATE AGENCY EXPENDITURE DATA

RECORD TYPE	TOTAL EXPENDITURE	TOTAL SPENT WITH HUBS AMOUNT / %	BLACK AMOUNT / %	HISPANIC AMOUNT / %	WOMAN AMOUNT / %	ASIAN PACIFIC AMOUNT / %	NATIVE AMERICAN AMOUNT / %	SERVICE-DISABLED VETERAN AMOUNT / %
356 - TEXAS ETHICS COMMISSION - HEAVY CONSTRUCTION UNADJUSTED GOAL IS 11.2%								
-I	0	0 / 0%	0 / 0%	0 / 0%	0 / 0%	0 / 0%	0 / 0%	0 / 0%
N	0	0 / 0%	0 / 0%	0 / 0%	0 / 0%	0 / 0%	0 / 0%	0 / 0%
S	***	0 / 0%	0 / 0%	0 / 0%	0 / 0%	0 / 0%	0 / 0%	0 / 0%
T	0	0 / 0%	0 / 0%	0 / 0%	0 / 0%	0 / 0%	0 / 0%	0 / 0%
-TC	0	0 / 0%	0 / 0%	0 / 0%	0 / 0%	0 / 0%	0 / 0%	0 / 0%
	0	0 / 0%	0 / 0%	0 / 0%	0 / 0%	0 / 0%	0 / 0%	0 / 0%
356 - TEXAS ETHICS COMMISSION - BUILDING CONSTRUCTION UNADJUSTED GOAL IS 21.1%								
-I	0	0 / 0%	0 / 0%	0 / 0%	0 / 0%	0 / 0%	0 / 0%	0 / 0%
N	0	0 / 0%	0 / 0%	0 / 0%	0 / 0%	0 / 0%	0 / 0%	0 / 0%
S	***	0 / 0%	0 / 0%	0 / 0%	0 / 0%	0 / 0%	0 / 0%	0 / 0%
T	0	0 / 0%	0 / 0%	0 / 0%	0 / 0%	0 / 0%	0 / 0%	0 / 0%
-TC	0	0 / 0%	0 / 0%	0 / 0%	0 / 0%	0 / 0%	0 / 0%	0 / 0%
	0	0 / 0%	0 / 0%	0 / 0%	0 / 0%	0 / 0%	0 / 0%	0 / 0%
356 - TEXAS ETHICS COMMISSION - SPECIAL TRADE UNADJUSTED GOAL IS 32.9%								
-I	0	0 / 0%	0 / 0%	0 / 0%	0 / 0%	0 / 0%	0 / 0%	0 / 0%
N	0	0 / 0%	0 / 0%	0 / 0%	0 / 0%	0 / 0%	0 / 0%	0 / 0%
S	***	0 / 0%	0 / 0%	0 / 0%	0 / 0%	0 / 0%	0 / 0%	0 / 0%
T	0	0 / 0%	0 / 0%	0 / 0%	0 / 0%	0 / 0%	0 / 0%	0 / 0%
-TC	0	0 / 0%	0 / 0%	0 / 0%	0 / 0%	0 / 0%	0 / 0%	0 / 0%
	0	0 / 0%	0 / 0%	0 / 0%	0 / 0%	0 / 0%	0 / 0%	0 / 0%

*** DOLLARS REPORTED BUT NOT SHOWN IN THESE COLUMNS. T=TREASURY, N=NON-TREASURY, S=SUBCONTRACTOR FUNDS & PROCUREMENT CARD HUB PURCHASES, TC=TERM CONTRACT, I= INTER GOVERNMENTAL PAYMENTS.



TEXAS HISTORICALLY UNDERUTILIZED BUSINESS (HUB) ANNUAL REPORT RECEIVED FOR FISCAL YEAR 2024

SECTION VII - STATE AGENCY EXPENDITURE DATA

RECORD TYPE	TOTAL EXPENDITURE	TOTAL SPENT WITH HUBS AMOUNT / %	BLACK AMOUNT / %	HISPANIC AMOUNT / %	WOMAN AMOUNT / %	ASIAN PACIFIC AMOUNT / %	NATIVE AMERICAN AMOUNT / %	SERVICE-DISABLED VETERAN AMOUNT / %
356 - TEXAS ETHICS COMMISSION - PROFESSIONAL SERVICES UNADJUSTED GOAL IS 23.7%								
-I	0	0 / 0%	0 / 0%	0 / 0%	0 / 0%	0 / 0%	0 / 0%	0 / 0%
N	0	0 / 0%	0 / 0%	0 / 0%	0 / 0%	0 / 0%	0 / 0%	0 / 0%
S	***	0 / 0%	0 / 0%	0 / 0%	0 / 0%	0 / 0%	0 / 0%	0 / 0%
T	\$3,860	\$3,860 / 100.00%	0 / 0%	0 / 0%	\$3,860 / 100.00%	0 / 0%	0 / 0%	0 / 0%
-TC	0	0 / 0%	0 / 0%	0 / 0%	0 / 0%	0 / 0%	0 / 0%	0 / 0%
	\$3,860	\$3,860 / 100.00%	0 / 0%	0 / 0%	\$3,860 / 100.00%	0 / 0%	0 / 0%	0 / 0%

356 - TEXAS ETHICS COMMISSION - OTHER SERVICES UNADJUSTED GOAL IS 26%								
-I	0	0 / 0%	0 / 0%	0 / 0%	0 / 0%	0 / 0%	0 / 0%	0 / 0%
N	0	0 / 0%	0 / 0%	0 / 0%	0 / 0%	0 / 0%	0 / 0%	0 / 0%
S	***	0 / 0%	0 / 0%	0 / 0%	0 / 0%	0 / 0%	0 / 0%	0 / 0%
T	\$671,336	\$453,920 / 67.61%	\$6,995 / 1.04%	\$16,515 / 2.46%	\$429,495 / 63.98%	\$915 / 0.14%	0 / 0%	0 / 0%
-TC	0	0 / 0%	0 / 0%	0 / 0%	0 / 0%	0 / 0%	0 / 0%	0 / 0%
	\$671,336	\$453,920 / 67.61%	\$6,995 / 1.04%	\$16,515 / 2.46%	\$429,495 / 63.98%	\$915 / 0.14%	0 / 0%	0 / 0%

356 - TEXAS ETHICS COMMISSION - COMMODITY PURCHASING UNADJUSTED GOAL IS 21.1%								
-I	0	0 / 0%	0 / 0%	0 / 0%	0 / 0%	0 / 0%	0 / 0%	0 / 0%
N	0	0 / 0%	0 / 0%	0 / 0%	0 / 0%	0 / 0%	0 / 0%	0 / 0%
S	***	0 / 0%	0 / 0%	0 / 0%	0 / 0%	0 / 0%	0 / 0%	0 / 0%
T	\$130,002	\$59,533 / 45.79%	\$98 / 0.08%	0 / 0%	0 / 0%	\$59,435 / 45.72%	0 / 0%	0 / 0%
-TC	0	0 / 0%	0 / 0%	0 / 0%	0 / 0%	0 / 0%	0 / 0%	0 / 0%
	\$130,002	\$59,533 / 45.79%	\$98 / 0.08%	0 / 0%	0 / 0%	\$59,435 / 45.72%	0 / 0%	0 / 0%

*** DOLLARS REPORTED BUT NOT SHOWN IN THESE COLUMNS. T=TREASURY, N=NON-TREASURY, S=SUBCONTRACTOR FUNDS & PROCUREMENT CARD HUB PURCHASES, TC=TERM CONTRACT, I= INTER GOVERNMENTAL PAYMENTS.



TEXAS HISTORICALLY UNDERUTILIZED BUSINESS (HUB) ANNUAL REPORT RECEIVED FOR FISCAL YEAR 2024

SECTION VII - STATE AGENCY EXPENDITURE DATA

RECORD TYPE	TOTAL EXPENDITURE	TOTAL SPENT WITH HUBS AMOUNT / %	BLACK AMOUNT / %	HISPANIC AMOUNT / %	WOMAN AMOUNT / %	ASIAN PACIFIC AMOUNT / %	NATIVE AMERICAN AMOUNT / %	SERVICE-DISABLED VETERAN AMOUNT / %
356 - TEXAS ETHICS COMMISSION - Statewide Grand Total Expenditures								
-I	0	0 / 0%	0 / 0%	0 / 0%	0 / 0%	0 / 0%	0 / 0%	0 / 0%
N	0	0 / 0%	0 / 0%	0 / 0%	0 / 0%	0 / 0%	0 / 0%	0 / 0%
S	***	0 / 0%	0 / 0%	0 / 0%	0 / 0%	0 / 0%	0 / 0%	0 / 0%
T	\$805,198	\$517,314 / 64.25%	\$7,093 / 0.88%	\$16,515 / 2.05%	\$433,355 / 53.82%	\$60,350 / 7.50%	0 / 0%	0 / 0%
-TC	0	0 / 0%	0 / 0%	0 / 0%	0 / 0%	0 / 0%	0 / 0%	0 / 0%
	\$805,198	\$517,314 / 64.25%	\$7,093 / 0.88%	\$16,515 / 2.05%	\$433,355 / 53.82%	\$60,350 / 7.50%	0 / 0%	0 / 0%

*** DOLLARS REPORTED BUT NOT SHOWN IN THESE COLUMNS. T=TREASURY, N=NON-TREASURY, S=SUBCONTRACTOR FUNDS & PROCUREMENT CARD HUB PURCHASES, TC=TERM CONTRACT, I= INTER GOVERNMENTAL PAYMENTS.



TEXAS HISTORICALLY UNDERUTILIZED BUSINESS (HUB) ANNUAL REPORT RECEIVED FOR FISCAL YEAR 2024

SECTION VII - STATE AGENCY EXPENDITURE DATA

RECORD TYPE	TOTAL EXPENDITURE	TOTAL SPENT WITH HUBS AMOUNT / %	BLACK AMOUNT / %	HISPANIC AMOUNT / %	WOMAN AMOUNT / %	ASIAN PACIFIC AMOUNT / %	NATIVE AMERICAN AMOUNT / %	SERVICE-DISABLED VETERAN AMOUNT / %
358 - TEXAS SPACE COMMISSION - HEAVY CONSTRUCTION UNADJUSTED GOAL IS 11.2%								
-I	0	0 / 0%	0 / 0%	0 / 0%	0 / 0%	0 / 0%	0 / 0%	0 / 0%
N	0	0 / 0%	0 / 0%	0 / 0%	0 / 0%	0 / 0%	0 / 0%	0 / 0%
S	***	0 / 0%	0 / 0%	0 / 0%	0 / 0%	0 / 0%	0 / 0%	0 / 0%
T	0	0 / 0%	0 / 0%	0 / 0%	0 / 0%	0 / 0%	0 / 0%	0 / 0%
-TC	0	0 / 0%	0 / 0%	0 / 0%	0 / 0%	0 / 0%	0 / 0%	0 / 0%
	0	0 / 0%	0 / 0%	0 / 0%	0 / 0%	0 / 0%	0 / 0%	0 / 0%
358 - TEXAS SPACE COMMISSION - BUILDING CONSTRUCTION UNADJUSTED GOAL IS 21.1%								
-I	0	0 / 0%	0 / 0%	0 / 0%	0 / 0%	0 / 0%	0 / 0%	0 / 0%
N	0	0 / 0%	0 / 0%	0 / 0%	0 / 0%	0 / 0%	0 / 0%	0 / 0%
S	***	0 / 0%	0 / 0%	0 / 0%	0 / 0%	0 / 0%	0 / 0%	0 / 0%
T	0	0 / 0%	0 / 0%	0 / 0%	0 / 0%	0 / 0%	0 / 0%	0 / 0%
-TC	0	0 / 0%	0 / 0%	0 / 0%	0 / 0%	0 / 0%	0 / 0%	0 / 0%
	0	0 / 0%	0 / 0%	0 / 0%	0 / 0%	0 / 0%	0 / 0%	0 / 0%
358 - TEXAS SPACE COMMISSION - SPECIAL TRADE UNADJUSTED GOAL IS 32.9%								
-I	0	0 / 0%	0 / 0%	0 / 0%	0 / 0%	0 / 0%	0 / 0%	0 / 0%
N	0	0 / 0%	0 / 0%	0 / 0%	0 / 0%	0 / 0%	0 / 0%	0 / 0%
S	***	0 / 0%	0 / 0%	0 / 0%	0 / 0%	0 / 0%	0 / 0%	0 / 0%
T	0	0 / 0%	0 / 0%	0 / 0%	0 / 0%	0 / 0%	0 / 0%	0 / 0%
-TC	0	0 / 0%	0 / 0%	0 / 0%	0 / 0%	0 / 0%	0 / 0%	0 / 0%
	0	0 / 0%	0 / 0%	0 / 0%	0 / 0%	0 / 0%	0 / 0%	0 / 0%

*** DOLLARS REPORTED BUT NOT SHOWN IN THESE COLUMNS. T=TREASURY, N=NON-TREASURY, S=SUBCONTRACTOR FUNDS & PROCUREMENT CARD HUB PURCHASES, TC=TERM CONTRACT, I= INTER GOVERNMENTAL PAYMENTS.



TEXAS HISTORICALLY UNDERUTILIZED BUSINESS (HUB) ANNUAL REPORT RECEIVED FOR FISCAL YEAR 2024

SECTION VII - STATE AGENCY EXPENDITURE DATA

RECORD TYPE	TOTAL EXPENDITURE	TOTAL SPENT WITH HUBS AMOUNT / %	BLACK AMOUNT / %	HISPANIC AMOUNT / %	WOMAN AMOUNT / %	ASIAN PACIFIC AMOUNT / %	NATIVE AMERICAN AMOUNT / %	SERVICE-DISABLED VETERAN AMOUNT / %
358 - TEXAS SPACE COMMISSION - PROFESSIONAL SERVICES UNADJUSTED GOAL IS 23.7%								
-I	0	0 / 0%	0 / 0%	0 / 0%	0 / 0%	0 / 0%	0 / 0%	0 / 0%
N	0	0 / 0%	0 / 0%	0 / 0%	0 / 0%	0 / 0%	0 / 0%	0 / 0%
S	***	0 / 0%	0 / 0%	0 / 0%	0 / 0%	0 / 0%	0 / 0%	0 / 0%
T	0	0 / 0%	0 / 0%	0 / 0%	0 / 0%	0 / 0%	0 / 0%	0 / 0%
-TC	0	0 / 0%	0 / 0%	0 / 0%	0 / 0%	0 / 0%	0 / 0%	0 / 0%
	0	0 / 0%	0 / 0%	0 / 0%	0 / 0%	0 / 0%	0 / 0%	0 / 0%
358 - TEXAS SPACE COMMISSION - OTHER SERVICES UNADJUSTED GOAL IS 26%								
-I	0	0 / 0%	0 / 0%	0 / 0%	0 / 0%	0 / 0%	0 / 0%	0 / 0%
N	0	0 / 0%	0 / 0%	0 / 0%	0 / 0%	0 / 0%	0 / 0%	0 / 0%
S	***	0 / 0%	0 / 0%	0 / 0%	0 / 0%	0 / 0%	0 / 0%	0 / 0%
T	0	0 / 0%	0 / 0%	0 / 0%	0 / 0%	0 / 0%	0 / 0%	0 / 0%
-TC	0	0 / 0%	0 / 0%	0 / 0%	0 / 0%	0 / 0%	0 / 0%	0 / 0%
	0	0 / 0%	0 / 0%	0 / 0%	0 / 0%	0 / 0%	0 / 0%	0 / 0%
358 - TEXAS SPACE COMMISSION - COMMODITY PURCHASING UNADJUSTED GOAL IS 21.1%								
-I	0	0 / 0%	0 / 0%	0 / 0%	0 / 0%	0 / 0%	0 / 0%	0 / 0%
N	0	0 / 0%	0 / 0%	0 / 0%	0 / 0%	0 / 0%	0 / 0%	0 / 0%
S	***	0 / 0%	0 / 0%	0 / 0%	0 / 0%	0 / 0%	0 / 0%	0 / 0%
T	\$1,033	0 / 0%	0 / 0%	0 / 0%	0 / 0%	0 / 0%	0 / 0%	0 / 0%
-TC	0	0 / 0%	0 / 0%	0 / 0%	0 / 0%	0 / 0%	0 / 0%	0 / 0%
	\$1,033	0 / 0%	0 / 0%	0 / 0%	0 / 0%	0 / 0%	0 / 0%	0 / 0%

*** DOLLARS REPORTED BUT NOT SHOWN IN THESE COLUMNS. T=TREASURY, N=NON-TREASURY, S=SUBCONTRACTOR FUNDS & PROCUREMENT CARD HUB PURCHASES, TC=TERM CONTRACT, I= INTER GOVERNMENTAL PAYMENTS.



TEXAS HISTORICALLY UNDERUTILIZED BUSINESS (HUB) ANNUAL REPORT RECEIVED FOR FISCAL YEAR 2024

SECTION VII - STATE AGENCY EXPENDITURE DATA

RECORD TYPE	TOTAL EXPENDITURE	TOTAL SPENT WITH HUBS AMOUNT / %	BLACK AMOUNT / %	HISPANIC AMOUNT / %	WOMAN AMOUNT / %	ASIAN PACIFIC AMOUNT / %	NATIVE AMERICAN AMOUNT / %	SERVICE-DISABLED VETERAN AMOUNT / %
358 - TEXAS SPACE COMMISSION - Statewide Grand Total Expenditures								
-I	0	0 / 0%	0 / 0%	0 / 0%	0 / 0%	0 / 0%	0 / 0%	0 / 0%
N	0	0 / 0%	0 / 0%	0 / 0%	0 / 0%	0 / 0%	0 / 0%	0 / 0%
S	***	0 / 0%	0 / 0%	0 / 0%	0 / 0%	0 / 0%	0 / 0%	0 / 0%
T	\$1,033	0 / 0%	0 / 0%	0 / 0%	0 / 0%	0 / 0%	0 / 0%	0 / 0%
-TC	0	0 / 0%	0 / 0%	0 / 0%	0 / 0%	0 / 0%	0 / 0%	0 / 0%
	\$1,033	0 / 0%	0 / 0%	0 / 0%	0 / 0%	0 / 0%	0 / 0%	0 / 0%

*** DOLLARS REPORTED BUT NOT SHOWN IN THESE COLUMNS. T=TREASURY, N=NON-TREASURY, S=SUBCONTRACTOR FUNDS & PROCUREMENT CARD HUB PURCHASES, TC=TERM CONTRACT, I= INTER GOVERNMENTAL PAYMENTS.



TEXAS HISTORICALLY UNDERUTILIZED BUSINESS (HUB) ANNUAL REPORT RECEIVED FOR FISCAL YEAR 2024

SECTION VII - STATE AGENCY EXPENDITURE DATA

RECORD TYPE	TOTAL EXPENDITURE	TOTAL SPENT WITH HUBS AMOUNT / %	BLACK AMOUNT / %	HISPANIC AMOUNT / %	WOMAN AMOUNT / %	ASIAN PACIFIC AMOUNT / %	NATIVE AMERICAN AMOUNT / %	SERVICE-DISABLED VETERAN AMOUNT / %
-------------	-------------------	----------------------------------	------------------	---------------------	------------------	--------------------------	----------------------------	-------------------------------------

359 - OFFICE OF PUBLIC INSURANCE COUNSEL - HEAVY CONSTRUCTION UNADJUSTED GOAL IS 11.2%

-I	0	0 / 0%	0 / 0%	0 / 0%	0 / 0%	0 / 0%	0 / 0%	0 / 0%
N	0	0 / 0%	0 / 0%	0 / 0%	0 / 0%	0 / 0%	0 / 0%	0 / 0%
S	***	0 / 0%	0 / 0%	0 / 0%	0 / 0%	0 / 0%	0 / 0%	0 / 0%
T	0	0 / 0%	0 / 0%	0 / 0%	0 / 0%	0 / 0%	0 / 0%	0 / 0%
-TC	0	0 / 0%	0 / 0%	0 / 0%	0 / 0%	0 / 0%	0 / 0%	0 / 0%
	0	0 / 0%	0 / 0%	0 / 0%	0 / 0%	0 / 0%	0 / 0%	0 / 0%

359 - OFFICE OF PUBLIC INSURANCE COUNSEL - BUILDING CONSTRUCTION UNADJUSTED GOAL IS 21.1%

-I	0	0 / 0%	0 / 0%	0 / 0%	0 / 0%	0 / 0%	0 / 0%	0 / 0%
N	0	0 / 0%	0 / 0%	0 / 0%	0 / 0%	0 / 0%	0 / 0%	0 / 0%
S	***	0 / 0%	0 / 0%	0 / 0%	0 / 0%	0 / 0%	0 / 0%	0 / 0%
T	0	0 / 0%	0 / 0%	0 / 0%	0 / 0%	0 / 0%	0 / 0%	0 / 0%
-TC	0	0 / 0%	0 / 0%	0 / 0%	0 / 0%	0 / 0%	0 / 0%	0 / 0%
	0	0 / 0%	0 / 0%	0 / 0%	0 / 0%	0 / 0%	0 / 0%	0 / 0%

359 - OFFICE OF PUBLIC INSURANCE COUNSEL - SPECIAL TRADE UNADJUSTED GOAL IS 32.9%

-I	0	0 / 0%	0 / 0%	0 / 0%	0 / 0%	0 / 0%	0 / 0%	0 / 0%
N	0	0 / 0%	0 / 0%	0 / 0%	0 / 0%	0 / 0%	0 / 0%	0 / 0%
S	***	0 / 0%	0 / 0%	0 / 0%	0 / 0%	0 / 0%	0 / 0%	0 / 0%
T	0	0 / 0%	0 / 0%	0 / 0%	0 / 0%	0 / 0%	0 / 0%	0 / 0%
-TC	0	0 / 0%	0 / 0%	0 / 0%	0 / 0%	0 / 0%	0 / 0%	0 / 0%
	0	0 / 0%	0 / 0%	0 / 0%	0 / 0%	0 / 0%	0 / 0%	0 / 0%

*** DOLLARS REPORTED BUT NOT SHOWN IN THESE COLUMNS. T=TREASURY, N=NON-TREASURY, S=SUBCONTRACTOR FUNDS & PROCUREMENT CARD HUB PURCHASES, TC=TERM CONTRACT, I= INTER GOVERNMENTAL PAYMENTS.



TEXAS HISTORICALLY UNDERUTILIZED BUSINESS (HUB) ANNUAL REPORT RECEIVED FOR FISCAL YEAR 2024

SECTION VII - STATE AGENCY EXPENDITURE DATA

RECORD TYPE	TOTAL EXPENDITURE	TOTAL SPENT WITH HUBS AMOUNT / %	BLACK AMOUNT / %	HISPANIC AMOUNT / %	WOMAN AMOUNT / %	ASIAN PACIFIC AMOUNT / %	NATIVE AMERICAN AMOUNT / %	SERVICE-DISABLED VETERAN AMOUNT / %
359 - OFFICE OF PUBLIC INSURANCE COUNSEL - PROFESSIONAL SERVICES UNADJUSTED GOAL IS 23.7%								
-I	0	0 / 0%	0 / 0%	0 / 0%	0 / 0%	0 / 0%	0 / 0%	0 / 0%
N	0	0 / 0%	0 / 0%	0 / 0%	0 / 0%	0 / 0%	0 / 0%	0 / 0%
S	***	0 / 0%	0 / 0%	0 / 0%	0 / 0%	0 / 0%	0 / 0%	0 / 0%
T	\$2,720	\$2,720 / 100.00%	0 / 0%	0 / 0%	\$2,720 / 100.00%	0 / 0%	0 / 0%	0 / 0%
-TC	0	0 / 0%	0 / 0%	0 / 0%	0 / 0%	0 / 0%	0 / 0%	0 / 0%
	\$2,720	\$2,720 / 100.00%	0 / 0%	0 / 0%	\$2,720 / 100.00%	0 / 0%	0 / 0%	0 / 0%
359 - OFFICE OF PUBLIC INSURANCE COUNSEL - OTHER SERVICES UNADJUSTED GOAL IS 26%								
-I	0	0 / 0%	0 / 0%	0 / 0%	0 / 0%	0 / 0%	0 / 0%	0 / 0%
N	0	0 / 0%	0 / 0%	0 / 0%	0 / 0%	0 / 0%	0 / 0%	0 / 0%
S	***	0 / 0%	0 / 0%	0 / 0%	0 / 0%	0 / 0%	0 / 0%	0 / 0%
T	\$13,700	\$2,933 / 21.41%	0 / 0%	\$1,384 / 10.10%	\$1,549 / 11.31%	0 / 0%	0 / 0%	0 / 0%
-TC	0	0 / 0%	0 / 0%	0 / 0%	0 / 0%	0 / 0%	0 / 0%	0 / 0%
	\$13,700	\$2,933 / 21.41%	0 / 0%	\$1,384 / 10.10%	\$1,549 / 11.31%	0 / 0%	0 / 0%	0 / 0%
359 - OFFICE OF PUBLIC INSURANCE COUNSEL - COMMODITY PURCHASING UNADJUSTED GOAL IS 21.1%								
-I	0	0 / 0%	0 / 0%	0 / 0%	0 / 0%	0 / 0%	0 / 0%	0 / 0%
N	0	0 / 0%	0 / 0%	0 / 0%	0 / 0%	0 / 0%	0 / 0%	0 / 0%
S	***	0 / 0%	0 / 0%	0 / 0%	0 / 0%	0 / 0%	0 / 0%	0 / 0%
T	\$79,033	\$5,261 / 6.66%	0 / 0%	0 / 0%	0 / 0%	\$5,261 / 6.66%	0 / 0%	0 / 0%
-TC	0	0 / 0%	0 / 0%	0 / 0%	0 / 0%	0 / 0%	0 / 0%	0 / 0%
	\$79,033	\$5,261 / 6.66%	0 / 0%	0 / 0%	0 / 0%	\$5,261 / 6.66%	0 / 0%	0 / 0%

*** DOLLARS REPORTED BUT NOT SHOWN IN THESE COLUMNS. T=TREASURY, N=NON-TREASURY, S=SUBCONTRACTOR FUNDS & PROCUREMENT CARD HUB PURCHASES, TC=TERM CONTRACT, I= INTER GOVERNMENTAL PAYMENTS.



TEXAS HISTORICALLY UNDERUTILIZED BUSINESS (HUB) ANNUAL REPORT RECEIVED FOR FISCAL YEAR 2024

SECTION VII - STATE AGENCY EXPENDITURE DATA

RECORD TYPE	TOTAL EXPENDITURE	TOTAL SPENT WITH HUBS AMOUNT / %	BLACK AMOUNT / %	HISPANIC AMOUNT / %	WOMAN AMOUNT / %	ASIAN PACIFIC AMOUNT / %	NATIVE AMERICAN AMOUNT / %	SERVICE-DISABLED VETERAN AMOUNT / %
359 - OFFICE OF PUBLIC INSURANCE COUNSEL - Statewide Grand Total Expenditures								
-I	0	0 / 0%	0 / 0%	0 / 0%	0 / 0%	0 / 0%	0 / 0%	0 / 0%
N	0	0 / 0%	0 / 0%	0 / 0%	0 / 0%	0 / 0%	0 / 0%	0 / 0%
S	***	0 / 0%	0 / 0%	0 / 0%	0 / 0%	0 / 0%	0 / 0%	0 / 0%
T	\$95,453	\$10,914 / 11.43%	0 / 0%	\$1,384 / 1.45%	\$4,269 / 4.47%	\$5,261 / 5.51%	0 / 0%	0 / 0%
-TC	0	0 / 0%	0 / 0%	0 / 0%	0 / 0%	0 / 0%	0 / 0%	0 / 0%
	\$95,453	\$10,914 / 11.43%	0 / 0%	\$1,384 / 1.45%	\$4,269 / 4.47%	\$5,261 / 5.51%	0 / 0%	0 / 0%

*** DOLLARS REPORTED BUT NOT SHOWN IN THESE COLUMNS. T=TREASURY, N=NON-TREASURY, S=SUBCONTRACTOR FUNDS & PROCUREMENT CARD HUB PURCHASES, TC=TERM CONTRACT, I= INTER GOVERNMENTAL PAYMENTS.



TEXAS HISTORICALLY UNDERUTILIZED BUSINESS (HUB) ANNUAL REPORT RECEIVED FOR FISCAL YEAR 2024

SECTION VII - STATE AGENCY EXPENDITURE DATA

RECORD TYPE	TOTAL EXPENDITURE	TOTAL SPENT WITH HUBS AMOUNT / %	BLACK AMOUNT / %	HISPANIC AMOUNT / %	WOMAN AMOUNT / %	ASIAN PACIFIC AMOUNT / %	NATIVE AMERICAN AMOUNT / %	SERVICE-DISABLED VETERAN AMOUNT / %
360 - STATE OFC OF ADMINISTRATIVE HEARINGS - HEAVY CONSTRUCTION UNADJUSTED GOAL IS 11.2%								
-I	0	0 / 0%	0 / 0%	0 / 0%	0 / 0%	0 / 0%	0 / 0%	0 / 0%
N	0	0 / 0%	0 / 0%	0 / 0%	0 / 0%	0 / 0%	0 / 0%	0 / 0%
S	***	0 / 0%	0 / 0%	0 / 0%	0 / 0%	0 / 0%	0 / 0%	0 / 0%
T	0	0 / 0%	0 / 0%	0 / 0%	0 / 0%	0 / 0%	0 / 0%	0 / 0%
-TC	0	0 / 0%	0 / 0%	0 / 0%	0 / 0%	0 / 0%	0 / 0%	0 / 0%
	0	0 / 0%	0 / 0%	0 / 0%	0 / 0%	0 / 0%	0 / 0%	0 / 0%

360 - STATE OFC OF ADMINISTRATIVE HEARINGS - BUILDING CONSTRUCTION UNADJUSTED GOAL IS 21.1%								
-I	0	0 / 0%	0 / 0%	0 / 0%	0 / 0%	0 / 0%	0 / 0%	0 / 0%
N	0	0 / 0%	0 / 0%	0 / 0%	0 / 0%	0 / 0%	0 / 0%	0 / 0%
S	***	0 / 0%	0 / 0%	0 / 0%	0 / 0%	0 / 0%	0 / 0%	0 / 0%
T	0	0 / 0%	0 / 0%	0 / 0%	0 / 0%	0 / 0%	0 / 0%	0 / 0%
-TC	0	0 / 0%	0 / 0%	0 / 0%	0 / 0%	0 / 0%	0 / 0%	0 / 0%
	0	0 / 0%	0 / 0%	0 / 0%	0 / 0%	0 / 0%	0 / 0%	0 / 0%

360 - STATE OFC OF ADMINISTRATIVE HEARINGS - SPECIAL TRADE UNADJUSTED GOAL IS 32.9%								
-I	0	0 / 0%	0 / 0%	0 / 0%	0 / 0%	0 / 0%	0 / 0%	0 / 0%
N	0	0 / 0%	0 / 0%	0 / 0%	0 / 0%	0 / 0%	0 / 0%	0 / 0%
S	***	0 / 0%	0 / 0%	0 / 0%	0 / 0%	0 / 0%	0 / 0%	0 / 0%
T	0	0 / 0%	0 / 0%	0 / 0%	0 / 0%	0 / 0%	0 / 0%	0 / 0%
-TC	0	0 / 0%	0 / 0%	0 / 0%	0 / 0%	0 / 0%	0 / 0%	0 / 0%
	0	0 / 0%	0 / 0%	0 / 0%	0 / 0%	0 / 0%	0 / 0%	0 / 0%

*** DOLLARS REPORTED BUT NOT SHOWN IN THESE COLUMNS. T=TREASURY, N=NON-TREASURY, S=SUBCONTRACTOR FUNDS & PROCUREMENT CARD HUB PURCHASES, TC=TERM CONTRACT, I= INTER GOVERNMENTAL PAYMENTS.



TEXAS HISTORICALLY UNDERUTILIZED BUSINESS (HUB) ANNUAL REPORT RECEIVED FOR FISCAL YEAR 2024

SECTION VII - STATE AGENCY EXPENDITURE DATA

RECORD TYPE	TOTAL EXPENDITURE	TOTAL SPENT WITH HUBS AMOUNT / %	BLACK AMOUNT / %	HISPANIC AMOUNT / %	WOMAN AMOUNT / %	ASIAN PACIFIC AMOUNT / %	NATIVE AMERICAN AMOUNT / %	SERVICE-DISABLED VETERAN AMOUNT / %
360 - STATE OFC OF ADMINISTRATIVE HEARINGS - PROFESSIONAL SERVICES UNADJUSTED GOAL IS 23.7%								
-I	0	0 / 0%	0 / 0%	0 / 0%	0 / 0%	0 / 0%	0 / 0%	0 / 0%
N	0	0 / 0%	0 / 0%	0 / 0%	0 / 0%	0 / 0%	0 / 0%	0 / 0%
S	***	0 / 0%	0 / 0%	0 / 0%	0 / 0%	0 / 0%	0 / 0%	0 / 0%
T	\$15,544	\$15,544 / 100.00%	0 / 0%	\$15,544 / 100.00%	0 / 0%	0 / 0%	0 / 0%	0 / 0%
-TC	0	0 / 0%	0 / 0%	0 / 0%	0 / 0%	0 / 0%	0 / 0%	0 / 0%
	\$15,544	\$15,544 / 100.00%	0 / 0%	\$15,544 / 100.00%	0 / 0%	0 / 0%	0 / 0%	0 / 0%

360 - STATE OFC OF ADMINISTRATIVE HEARINGS - OTHER SERVICES UNADJUSTED GOAL IS 26%								
-I	0	0 / 0%	0 / 0%	0 / 0%	0 / 0%	0 / 0%	0 / 0%	0 / 0%
N	0	0 / 0%	0 / 0%	0 / 0%	0 / 0%	0 / 0%	0 / 0%	0 / 0%
S	***	0 / 0%	0 / 0%	0 / 0%	0 / 0%	0 / 0%	0 / 0%	0 / 0%
T	\$677,531	\$109,805 / 16.21%	\$28 / 0.00%	\$540 / 0.08%	\$108,957 / 16.08%	\$280 / 0.04%	0 / 0%	0 / 0%
-TC	\$1,184	\$200 / 16.85%	0 / 0%	0 / 0%	\$200 / 16.85%	0 / 0%	0 / 0%	0 / 0%
	\$676,347	\$109,606 / 16.21%	\$28 / 0.00%	\$540 / 0.08%	\$108,758 / 16.08%	\$280 / 0.04%	0 / 0%	0 / 0%

360 - STATE OFC OF ADMINISTRATIVE HEARINGS - COMMODITY PURCHASING UNADJUSTED GOAL IS 21.1%								
-I	0	0 / 0%	0 / 0%	0 / 0%	0 / 0%	0 / 0%	0 / 0%	0 / 0%
N	0	0 / 0%	0 / 0%	0 / 0%	0 / 0%	0 / 0%	0 / 0%	0 / 0%
S	***	0 / 0%	0 / 0%	0 / 0%	0 / 0%	0 / 0%	0 / 0%	0 / 0%
T	\$189,426	\$112,507 / 59.39%	\$199 / 0.11%	\$18,011 / 9.51%	\$26,433 / 13.95%	\$67,864 / 35.83%	0 / 0%	0 / 0%
-TC	\$8,065	\$29 / 0.35%	0 / 0%	0 / 0%	\$29 / 0.35%	0 / 0%	0 / 0%	0 / 0%
	\$181,360	\$112,478 / 62.02%	\$199 / 0.11%	\$18,011 / 9.93%	\$26,405 / 14.56%	\$67,864 / 37.42%	0 / 0%	0 / 0%

*** DOLLARS REPORTED BUT NOT SHOWN IN THESE COLUMNS. T=TREASURY, N=NON-TREASURY, S=SUBCONTRACTOR FUNDS & PROCUREMENT CARD HUB PURCHASES, TC=TERM CONTRACT, I= INTER GOVERNMENTAL PAYMENTS.



TEXAS HISTORICALLY UNDERUTILIZED BUSINESS (HUB) ANNUAL REPORT RECEIVED FOR FISCAL YEAR 2024

SECTION VII - STATE AGENCY EXPENDITURE DATA

RECORD TYPE	TOTAL EXPENDITURE	TOTAL SPENT WITH HUBS AMOUNT / %	BLACK AMOUNT / %	HISPANIC AMOUNT / %	WOMAN AMOUNT / %	ASIAN PACIFIC AMOUNT / %	NATIVE AMERICAN AMOUNT / %	SERVICE-DISABLED VETERAN AMOUNT / %
360 - STATE OFC OF ADMINISTRATIVE HEARINGS - Statewide Grand Total Expenditures								
-I	0	0 / 0%	0 / 0%	0 / 0%	0 / 0%	0 / 0%	0 / 0%	0 / 0%
N	0	0 / 0%	0 / 0%	0 / 0%	0 / 0%	0 / 0%	0 / 0%	0 / 0%
S	***	0 / 0%	0 / 0%	0 / 0%	0 / 0%	0 / 0%	0 / 0%	0 / 0%
T	\$882,501	\$237,856 / 26.95%	\$227 / 0.03%	\$34,095 / 3.86%	\$135,391 / 15.34%	\$68,144 / 7.72%	0 / 0%	0 / 0%
-TC	\$9,249	\$228 / 2.47%	0 / 0%	0 / 0%	\$228 / 2.47%	0 / 0%	0 / 0%	0 / 0%
	\$873,251	\$237,628 / 27.21%	\$227 / 0.03%	\$34,095 / 3.90%	\$135,163 / 15.48%	\$68,144 / 7.80%	0 / 0%	0 / 0%

*** DOLLARS REPORTED BUT NOT SHOWN IN THESE COLUMNS. T=TREASURY, N=NON-TREASURY, S=SUBCONTRACTOR FUNDS & PROCUREMENT CARD HUB PURCHASES, TC=TERM CONTRACT, I= INTER GOVERNMENTAL PAYMENTS.



TEXAS HISTORICALLY UNDERUTILIZED BUSINESS (HUB) ANNUAL REPORT RECEIVED FOR FISCAL YEAR 2024

SECTION VII - STATE AGENCY EXPENDITURE DATA

RECORD TYPE	TOTAL EXPENDITURE	TOTAL SPENT WITH HUBS AMOUNT / %	BLACK AMOUNT / %	HISPANIC AMOUNT / %	WOMAN AMOUNT / %	ASIAN PACIFIC AMOUNT / %	NATIVE AMERICAN AMOUNT / %	SERVICE-DISABLED VETERAN AMOUNT / %
362 - TEXAS LOTTERY COMMISSION - HEAVY CONSTRUCTION UNADJUSTED GOAL IS 11.2%								
-I	0	0 / 0%	0 / 0%	0 / 0%	0 / 0%	0 / 0%	0 / 0%	0 / 0%
N	0	0 / 0%	0 / 0%	0 / 0%	0 / 0%	0 / 0%	0 / 0%	0 / 0%
S	***	0 / 0%	0 / 0%	0 / 0%	0 / 0%	0 / 0%	0 / 0%	0 / 0%
T	0	0 / 0%	0 / 0%	0 / 0%	0 / 0%	0 / 0%	0 / 0%	0 / 0%
-TC	0	0 / 0%	0 / 0%	0 / 0%	0 / 0%	0 / 0%	0 / 0%	0 / 0%
	0	0 / 0%	0 / 0%	0 / 0%	0 / 0%	0 / 0%	0 / 0%	0 / 0%

362 - TEXAS LOTTERY COMMISSION - BUILDING CONSTRUCTION UNADJUSTED GOAL IS 21.1%								
-I	0	0 / 0%	0 / 0%	0 / 0%	0 / 0%	0 / 0%	0 / 0%	0 / 0%
N	0	0 / 0%	0 / 0%	0 / 0%	0 / 0%	0 / 0%	0 / 0%	0 / 0%
S	***	0 / 0%	0 / 0%	0 / 0%	0 / 0%	0 / 0%	0 / 0%	0 / 0%
T	0	0 / 0%	0 / 0%	0 / 0%	0 / 0%	0 / 0%	0 / 0%	0 / 0%
-TC	0	0 / 0%	0 / 0%	0 / 0%	0 / 0%	0 / 0%	0 / 0%	0 / 0%
	0	0 / 0%	0 / 0%	0 / 0%	0 / 0%	0 / 0%	0 / 0%	0 / 0%

362 - TEXAS LOTTERY COMMISSION - SPECIAL TRADE UNADJUSTED GOAL IS 32.9%								
-I	0	0 / 0%	0 / 0%	0 / 0%	0 / 0%	0 / 0%	0 / 0%	0 / 0%
N	0	0 / 0%	0 / 0%	0 / 0%	0 / 0%	0 / 0%	0 / 0%	0 / 0%
S	***	0 / 0%	0 / 0%	0 / 0%	0 / 0%	0 / 0%	0 / 0%	0 / 0%
T	0	0 / 0%	0 / 0%	0 / 0%	0 / 0%	0 / 0%	0 / 0%	0 / 0%
-TC	0	0 / 0%	0 / 0%	0 / 0%	0 / 0%	0 / 0%	0 / 0%	0 / 0%
	0	0 / 0%	0 / 0%	0 / 0%	0 / 0%	0 / 0%	0 / 0%	0 / 0%

*** DOLLARS REPORTED BUT NOT SHOWN IN THESE COLUMNS. T=TREASURY, N=NON-TREASURY, S=SUBCONTRACTOR FUNDS & PROCUREMENT CARD HUB PURCHASES, TC=TERM CONTRACT, I= INTER GOVERNMENTAL PAYMENTS.



TEXAS HISTORICALLY UNDERUTILIZED BUSINESS (HUB) ANNUAL REPORT RECEIVED FOR FISCAL YEAR 2024

SECTION VII - STATE AGENCY EXPENDITURE DATA

RECORD TYPE	TOTAL EXPENDITURE	TOTAL SPENT WITH HUBS AMOUNT / %	BLACK AMOUNT / %	HISPANIC AMOUNT / %	WOMAN AMOUNT / %	ASIAN PACIFIC AMOUNT / %	NATIVE AMERICAN AMOUNT / %	SERVICE-DISABLED VETERAN AMOUNT / %
362 - TEXAS LOTTERY COMMISSION - PROFESSIONAL SERVICES UNADJUSTED GOAL IS 23.7%								
-I	0	0 / 0%	0 / 0%	0 / 0%	0 / 0%	0 / 0%	0 / 0%	0 / 0%
N	0	0 / 0%	0 / 0%	0 / 0%	0 / 0%	0 / 0%	0 / 0%	0 / 0%
S	***	0 / 0%	0 / 0%	0 / 0%	0 / 0%	0 / 0%	0 / 0%	0 / 0%
T	\$1,028,083	\$119,374 / 11.61%	\$119,374 / 11.61%	0 / 0%	0 / 0%	0 / 0%	0 / 0%	0 / 0%
-TC	0	0 / 0%	0 / 0%	0 / 0%	0 / 0%	0 / 0%	0 / 0%	0 / 0%
	\$1,028,083	\$119,374 / 11.61%	\$119,374 / 11.61%	0 / 0%	0 / 0%	0 / 0%	0 / 0%	0 / 0%
362 - TEXAS LOTTERY COMMISSION - OTHER SERVICES UNADJUSTED GOAL IS 26%								
-I	0	0 / 0%	0 / 0%	0 / 0%	0 / 0%	0 / 0%	0 / 0%	0 / 0%
N	0	0 / 0%	0 / 0%	0 / 0%	0 / 0%	0 / 0%	0 / 0%	0 / 0%
S	***	\$13,413,425 / 6.05%	\$9,699,065 / 4.37%	\$2,896,215 / 1.31%	\$806,164 / 0.36%	\$11,980 / 0.01%	0 / 0%	0 / 0%
T	\$233,560,221	\$10,303,381 / 4.41%	0 / 0%	\$9,725,822 / 4.16%	\$522,413 / 0.22%	\$55,146 / 0.02%	0 / 0%	0 / 0%
-TC	\$106,945	0 / 0%	0 / 0%	0 / 0%	0 / 0%	0 / 0%	0 / 0%	0 / 0%
	\$233,453,277	\$23,716,806 / 10.16%	\$9,699,065 / 4.15%	\$12,622,037 / 5.41%	\$1,328,578 / 0.57%	\$67,127 / 0.03%	0 / 0%	0 / 0%
362 - TEXAS LOTTERY COMMISSION - COMMODITY PURCHASING UNADJUSTED GOAL IS 21.1%								
-I	0	0 / 0%	0 / 0%	0 / 0%	0 / 0%	0 / 0%	0 / 0%	0 / 0%
N	0	0 / 0%	0 / 0%	0 / 0%	0 / 0%	0 / 0%	0 / 0%	0 / 0%
S	***	\$2,324 / 0.23%	0 / 0%	0 / 0%	\$2,324 / 0.23%	0 / 0%	0 / 0%	0 / 0%
T	\$2,566,849	\$1,575,494 / 61.38%	\$4,631 / 0.18%	\$483 / 0.02%	\$1,395,250 / 54.36%	\$175,129 / 6.82%	0 / 0%	0 / 0%
-TC	\$10,024	0 / 0%	0 / 0%	0 / 0%	0 / 0%	0 / 0%	0 / 0%	0 / 0%
	\$2,556,824	\$1,577,817 / 61.71%	\$4,631 / 0.18%	\$483 / 0.02%	\$1,397,574 / 54.66%	\$175,129 / 6.85%	0 / 0%	0 / 0%

*** DOLLARS REPORTED BUT NOT SHOWN IN THESE COLUMNS. T=TREASURY, N=NON-TREASURY, S=SUBCONTRACTOR FUNDS & PROCUREMENT CARD HUB PURCHASES, TC=TERM CONTRACT, I= INTER GOVERNMENTAL PAYMENTS.



TEXAS HISTORICALLY UNDERUTILIZED BUSINESS (HUB) ANNUAL REPORT RECEIVED FOR FISCAL YEAR 2024

SECTION VII - STATE AGENCY EXPENDITURE DATA

RECORD TYPE	TOTAL EXPENDITURE	TOTAL SPENT WITH HUBS AMOUNT / %	BLACK AMOUNT / %	HISPANIC AMOUNT / %	WOMAN AMOUNT / %	ASIAN PACIFIC AMOUNT / %	NATIVE AMERICAN AMOUNT / %	SERVICE-DISABLED VETERAN AMOUNT / %
362 - TEXAS LOTTERY COMMISSION - Statewide Grand Total Expenditures								
-I	0	0 / 0%	0 / 0%	0 / 0%	0 / 0%	0 / 0%	0 / 0%	0 / 0%
N	0	0 / 0%	0 / 0%	0 / 0%	0 / 0%	0 / 0%	0 / 0%	0 / 0%
S	***	\$13,415,748 / 6.02%	\$9,699,065 / 4.35%	\$2,896,215 / 1.30%	\$808,488 / 0.36%	\$11,980 / 0.01%	0 / 0%	0 / 0%
T	\$237,155,153	\$11,998,248 / 5.06%	\$124,005 / 0.05%	\$9,726,305 / 4.10%	\$1,917,664 / 0.81%	\$230,276 / 0.10%	0 / 0%	0 / 0%
-TC	\$116,969	0 / 0%	0 / 0%	0 / 0%	0 / 0%	0 / 0%	0 / 0%	0 / 0%
	\$237,038,184	\$25,413,997 / 10.72%	\$9,823,070 / 4.14%	\$12,622,520 / 5.33%	\$2,726,152 / 1.15%	\$242,256 / 0.10%	0 / 0%	0 / 0%

*** DOLLARS REPORTED BUT NOT SHOWN IN THESE COLUMNS. T=TREASURY, N=NON-TREASURY, S=SUBCONTRACTOR FUNDS & PROCUREMENT CARD HUB PURCHASES, TC=TERM CONTRACT, I= INTER GOVERNMENTAL PAYMENTS.



TEXAS HISTORICALLY UNDERUTILIZED BUSINESS (HUB) ANNUAL REPORT RECEIVED FOR FISCAL YEAR 2024

SECTION VII - STATE AGENCY EXPENDITURE DATA

RECORD TYPE	TOTAL EXPENDITURE	TOTAL SPENT WITH HUBS AMOUNT / %	BLACK AMOUNT / %	HISPANIC AMOUNT / %	WOMAN AMOUNT / %	ASIAN PACIFIC AMOUNT / %	NATIVE AMERICAN AMOUNT / %	SERVICE-DISABLED VETERAN AMOUNT / %
364 - HEALTH PROFESSIONS COUNCIL - HEAVY CONSTRUCTION UNADJUSTED GOAL IS 11.2%								
-I	0	0 / 0%	0 / 0%	0 / 0%	0 / 0%	0 / 0%	0 / 0%	0 / 0%
N	0	0 / 0%	0 / 0%	0 / 0%	0 / 0%	0 / 0%	0 / 0%	0 / 0%
S	***	0 / 0%	0 / 0%	0 / 0%	0 / 0%	0 / 0%	0 / 0%	0 / 0%
T	0	0 / 0%	0 / 0%	0 / 0%	0 / 0%	0 / 0%	0 / 0%	0 / 0%
-TC	0	0 / 0%	0 / 0%	0 / 0%	0 / 0%	0 / 0%	0 / 0%	0 / 0%
	0	0 / 0%	0 / 0%	0 / 0%	0 / 0%	0 / 0%	0 / 0%	0 / 0%

364 - HEALTH PROFESSIONS COUNCIL - BUILDING CONSTRUCTION UNADJUSTED GOAL IS 21.1%								
-I	0	0 / 0%	0 / 0%	0 / 0%	0 / 0%	0 / 0%	0 / 0%	0 / 0%
N	0	0 / 0%	0 / 0%	0 / 0%	0 / 0%	0 / 0%	0 / 0%	0 / 0%
S	***	0 / 0%	0 / 0%	0 / 0%	0 / 0%	0 / 0%	0 / 0%	0 / 0%
T	0	0 / 0%	0 / 0%	0 / 0%	0 / 0%	0 / 0%	0 / 0%	0 / 0%
-TC	0	0 / 0%	0 / 0%	0 / 0%	0 / 0%	0 / 0%	0 / 0%	0 / 0%
	0	0 / 0%	0 / 0%	0 / 0%	0 / 0%	0 / 0%	0 / 0%	0 / 0%

364 - HEALTH PROFESSIONS COUNCIL - SPECIAL TRADE UNADJUSTED GOAL IS 32.9%								
-I	0	0 / 0%	0 / 0%	0 / 0%	0 / 0%	0 / 0%	0 / 0%	0 / 0%
N	0	0 / 0%	0 / 0%	0 / 0%	0 / 0%	0 / 0%	0 / 0%	0 / 0%
S	***	0 / 0%	0 / 0%	0 / 0%	0 / 0%	0 / 0%	0 / 0%	0 / 0%
T	0	0 / 0%	0 / 0%	0 / 0%	0 / 0%	0 / 0%	0 / 0%	0 / 0%
-TC	0	0 / 0%	0 / 0%	0 / 0%	0 / 0%	0 / 0%	0 / 0%	0 / 0%
	0	0 / 0%	0 / 0%	0 / 0%	0 / 0%	0 / 0%	0 / 0%	0 / 0%

*** DOLLARS REPORTED BUT NOT SHOWN IN THESE COLUMNS. T=TREASURY, N=NON-TREASURY, S=SUBCONTRACTOR FUNDS & PROCUREMENT CARD HUB PURCHASES, TC=TERM CONTRACT, I= INTER GOVERNMENTAL PAYMENTS.



TEXAS HISTORICALLY UNDERUTILIZED BUSINESS (HUB) ANNUAL REPORT RECEIVED FOR FISCAL YEAR 2024

SECTION VII - STATE AGENCY EXPENDITURE DATA

RECORD TYPE	TOTAL EXPENDITURE	TOTAL SPENT WITH HUBS AMOUNT / %	BLACK AMOUNT / %	HISPANIC AMOUNT / %	WOMAN AMOUNT / %	ASIAN PACIFIC AMOUNT / %	NATIVE AMERICAN AMOUNT / %	SERVICE-DISABLED VETERAN AMOUNT / %
-------------	-------------------	----------------------------------	------------------	---------------------	------------------	--------------------------	----------------------------	-------------------------------------

364 - HEALTH PROFESSIONS COUNCIL - PROFESSIONAL SERVICES UNADJUSTED GOAL IS 23.7%

-I	0	0 / 0%	0 / 0%	0 / 0%	0 / 0%	0 / 0%	0 / 0%	0 / 0%
N	0	0 / 0%	0 / 0%	0 / 0%	0 / 0%	0 / 0%	0 / 0%	0 / 0%
S	***	0 / 0%	0 / 0%	0 / 0%	0 / 0%	0 / 0%	0 / 0%	0 / 0%
T	0	0 / 0%	0 / 0%	0 / 0%	0 / 0%	0 / 0%	0 / 0%	0 / 0%
-TC	0	0 / 0%	0 / 0%	0 / 0%	0 / 0%	0 / 0%	0 / 0%	0 / 0%
	0	0 / 0%	0 / 0%	0 / 0%	0 / 0%	0 / 0%	0 / 0%	0 / 0%

364 - HEALTH PROFESSIONS COUNCIL - OTHER SERVICES UNADJUSTED GOAL IS 26%

-I	0	0 / 0%	0 / 0%	0 / 0%	0 / 0%	0 / 0%	0 / 0%	0 / 0%
N	0	0 / 0%	0 / 0%	0 / 0%	0 / 0%	0 / 0%	0 / 0%	0 / 0%
S	***	0 / 0%	0 / 0%	0 / 0%	0 / 0%	0 / 0%	0 / 0%	0 / 0%
T	\$737,839	\$23,745 / 3.22%	0 / 0%	0 / 0%	\$7,260 / 0.98%	\$16,485 / 2.23%	0 / 0%	0 / 0%
-TC	0	0 / 0%	0 / 0%	0 / 0%	0 / 0%	0 / 0%	0 / 0%	0 / 0%
	\$737,839	\$23,745 / 3.22%	0 / 0%	0 / 0%	\$7,260 / 0.98%	\$16,485 / 2.23%	0 / 0%	0 / 0%

364 - HEALTH PROFESSIONS COUNCIL - COMMODITY PURCHASING UNADJUSTED GOAL IS 21.1%

-I	0	0 / 0%	0 / 0%	0 / 0%	0 / 0%	0 / 0%	0 / 0%	0 / 0%
N	0	0 / 0%	0 / 0%	0 / 0%	0 / 0%	0 / 0%	0 / 0%	0 / 0%
S	***	0 / 0%	0 / 0%	0 / 0%	0 / 0%	0 / 0%	0 / 0%	0 / 0%
T	\$34,108	0 / 0%	0 / 0%	0 / 0%	0 / 0%	0 / 0%	0 / 0%	0 / 0%
-TC	0	0 / 0%	0 / 0%	0 / 0%	0 / 0%	0 / 0%	0 / 0%	0 / 0%
	\$34,108	0 / 0%	0 / 0%	0 / 0%	0 / 0%	0 / 0%	0 / 0%	0 / 0%

*** DOLLARS REPORTED BUT NOT SHOWN IN THESE COLUMNS. T=TREASURY, N=NON-TREASURY, S=SUBCONTRACTOR FUNDS & PROCUREMENT CARD HUB PURCHASES, TC=TERM CONTRACT, I= INTER GOVERNMENTAL PAYMENTS.



TEXAS HISTORICALLY UNDERUTILIZED BUSINESS (HUB) ANNUAL REPORT RECEIVED FOR FISCAL YEAR 2024

SECTION VII - STATE AGENCY EXPENDITURE DATA

RECORD TYPE	TOTAL EXPENDITURE	TOTAL SPENT WITH HUBS AMOUNT / %	BLACK AMOUNT / %	HISPANIC AMOUNT / %	WOMAN AMOUNT / %	ASIAN PACIFIC AMOUNT / %	NATIVE AMERICAN AMOUNT / %	SERVICE-DISABLED VETERAN AMOUNT / %
364 - HEALTH PROFESSIONS COUNCIL - Statewide Grand Total Expenditures								
-I	0	0 / 0%	0 / 0%	0 / 0%	0 / 0%	0 / 0%	0 / 0%	0 / 0%
N	0	0 / 0%	0 / 0%	0 / 0%	0 / 0%	0 / 0%	0 / 0%	0 / 0%
S	***	0 / 0%	0 / 0%	0 / 0%	0 / 0%	0 / 0%	0 / 0%	0 / 0%
T	\$771,947	\$23,745 / 3.08%	0 / 0%	0 / 0%	\$7,260 / 0.94%	\$16,485 / 2.14%	0 / 0%	0 / 0%
-TC	0	0 / 0%	0 / 0%	0 / 0%	0 / 0%	0 / 0%	0 / 0%	0 / 0%
	\$771,947	\$23,745 / 3.08%	0 / 0%	0 / 0%	\$7,260 / 0.94%	\$16,485 / 2.14%	0 / 0%	0 / 0%

*** DOLLARS REPORTED BUT NOT SHOWN IN THESE COLUMNS. T=TREASURY, N=NON-TREASURY, S=SUBCONTRACTOR FUNDS & PROCUREMENT CARD HUB PURCHASES, TC=TERM CONTRACT, I= INTER GOVERNMENTAL PAYMENTS.



TEXAS HISTORICALLY UNDERUTILIZED BUSINESS (HUB) ANNUAL REPORT RECEIVED FOR FISCAL YEAR 2024

SECTION VII - STATE AGENCY EXPENDITURE DATA

RECORD TYPE	TOTAL EXPENDITURE	TOTAL SPENT WITH HUBS AMOUNT / %	BLACK AMOUNT / %	HISPANIC AMOUNT / %	WOMAN AMOUNT / %	ASIAN PACIFIC AMOUNT / %	NATIVE AMERICAN AMOUNT / %	SERVICE-DISABLED VETERAN AMOUNT / %
401 - TEXAS MILITARY DEPARTMENT - HEAVY CONSTRUCTION UNADJUSTED GOAL IS 11.2%								
-I	0	0 / 0%	0 / 0%	0 / 0%	0 / 0%	0 / 0%	0 / 0%	0 / 0%
N	0	0 / 0%	0 / 0%	0 / 0%	0 / 0%	0 / 0%	0 / 0%	0 / 0%
S	***	0 / 0%	0 / 0%	0 / 0%	0 / 0%	0 / 0%	0 / 0%	0 / 0%
T	\$520,761	\$175,337 / 33.67%	0 / 0%	0 / 0%	\$175,337 / 33.67%	0 / 0%	0 / 0%	0 / 0%
-TC	0	0 / 0%	0 / 0%	0 / 0%	0 / 0%	0 / 0%	0 / 0%	0 / 0%
	\$520,761	\$175,337 / 33.67%	0 / 0%	0 / 0%	\$175,337 / 33.67%	0 / 0%	0 / 0%	0 / 0%
401 - TEXAS MILITARY DEPARTMENT - BUILDING CONSTRUCTION UNADJUSTED GOAL IS 21.1%								
-I	0	0 / 0%	0 / 0%	0 / 0%	0 / 0%	0 / 0%	0 / 0%	0 / 0%
N	0	0 / 0%	0 / 0%	0 / 0%	0 / 0%	0 / 0%	0 / 0%	0 / 0%
S	***	\$10,622,236 / 29.54%	\$680,746 / 1.89%	\$837,571 / 2.33%	\$8,526,790 / 23.72%	\$577,129 / 1.61%	0 / 0%	0 / 0%
T	\$36,051,275	\$20,354,873 / 56.46%	0 / 0%	\$9,838,642 / 27.29%	\$112,490 / 0.31%	\$10,403,741 / 28.86%	0 / 0%	0 / 0%
-TC	0	0 / 0%	0 / 0%	0 / 0%	0 / 0%	0 / 0%	0 / 0%	0 / 0%
	\$36,051,275	\$30,977,109 / 85.93%	\$680,746 / 1.89%	\$10,676,213 / 29.61%	\$8,639,280 / 23.96%	\$10,980,870 / 30.46%	0 / 0%	0 / 0%
401 - TEXAS MILITARY DEPARTMENT - SPECIAL TRADE UNADJUSTED GOAL IS 32.9%								
-I	0	0 / 0%	0 / 0%	0 / 0%	0 / 0%	0 / 0%	0 / 0%	0 / 0%
N	0	0 / 0%	0 / 0%	0 / 0%	0 / 0%	0 / 0%	0 / 0%	0 / 0%
S	***	0 / 0%	0 / 0%	0 / 0%	0 / 0%	0 / 0%	0 / 0%	0 / 0%
T	\$3,962,187	\$855,624 / 21.59%	0 / 0%	\$272,127 / 6.87%	\$516,561 / 13.04%	\$66,937 / 1.69%	0 / 0%	0 / 0%
-TC	0	0 / 0%	0 / 0%	0 / 0%	0 / 0%	0 / 0%	0 / 0%	0 / 0%
	\$3,962,187	\$855,624 / 21.59%	0 / 0%	\$272,127 / 6.87%	\$516,561 / 13.04%	\$66,937 / 1.69%	0 / 0%	0 / 0%

*** DOLLARS REPORTED BUT NOT SHOWN IN THESE COLUMNS. T=TREASURY, N=NON-TREASURY, S=SUBCONTRACTOR FUNDS & PROCUREMENT CARD HUB PURCHASES, TC=TERM CONTRACT, I= INTER GOVERNMENTAL PAYMENTS.



TEXAS HISTORICALLY UNDERUTILIZED BUSINESS (HUB) ANNUAL REPORT RECEIVED FOR FISCAL YEAR 2024

SECTION VII - STATE AGENCY EXPENDITURE DATA

RECORD TYPE	TOTAL EXPENDITURE	TOTAL SPENT WITH HUBS AMOUNT / %	BLACK AMOUNT / %	HISPANIC AMOUNT / %	WOMAN AMOUNT / %	ASIAN PACIFIC AMOUNT / %	NATIVE AMERICAN AMOUNT / %	SERVICE-DISABLED VETERAN AMOUNT / %
401 - TEXAS MILITARY DEPARTMENT - PROFESSIONAL SERVICES UNADJUSTED GOAL IS 23.7%								
-I	0	0 / 0%	0 / 0%	0 / 0%	0 / 0%	0 / 0%	0 / 0%	0 / 0%
N	0	0 / 0%	0 / 0%	0 / 0%	0 / 0%	0 / 0%	0 / 0%	0 / 0%
S	***	0 / 0%	0 / 0%	0 / 0%	0 / 0%	0 / 0%	0 / 0%	0 / 0%
T	\$618,059	\$156,098 / 25.26%	\$136,585 / 22.10%	0 / 0%	\$19,513 / 3.16%	0 / 0%	0 / 0%	0 / 0%
-TC	\$1,385	0 / 0%	0 / 0%	0 / 0%	0 / 0%	0 / 0%	0 / 0%	0 / 0%
	\$616,674	\$156,098 / 25.31%	\$136,585 / 22.15%	0 / 0%	\$19,513 / 3.16%	0 / 0%	0 / 0%	0 / 0%
401 - TEXAS MILITARY DEPARTMENT - OTHER SERVICES UNADJUSTED GOAL IS 26%								
-I	0	0 / 0%	0 / 0%	0 / 0%	0 / 0%	0 / 0%	0 / 0%	0 / 0%
N	0	0 / 0%	0 / 0%	0 / 0%	0 / 0%	0 / 0%	0 / 0%	0 / 0%
S	***	0 / 0%	0 / 0%	0 / 0%	0 / 0%	0 / 0%	0 / 0%	0 / 0%
T	\$447,409,755	\$1,311,782 / 0.29%	\$154,683 / 0.03%	\$204,332 / 0.05%	\$413,541 / 0.09%	\$539,226 / 0.12%	0 / 0%	0 / 0%
-TC	\$38,008	0 / 0%	0 / 0%	0 / 0%	0 / 0%	0 / 0%	0 / 0%	0 / 0%
	\$447,371,747	\$1,311,782 / 0.29%	\$154,683 / 0.03%	\$204,332 / 0.05%	\$413,541 / 0.09%	\$539,226 / 0.12%	0 / 0%	0 / 0%
401 - TEXAS MILITARY DEPARTMENT - COMMODITY PURCHASING UNADJUSTED GOAL IS 21.1%								
-I	0	0 / 0%	0 / 0%	0 / 0%	0 / 0%	0 / 0%	0 / 0%	0 / 0%
N	0	0 / 0%	0 / 0%	0 / 0%	0 / 0%	0 / 0%	0 / 0%	0 / 0%
S	***	0 / 0%	0 / 0%	0 / 0%	0 / 0%	0 / 0%	0 / 0%	0 / 0%
T	\$76,426,637	\$3,969,254 / 5.19%	\$2,524 / 0.00%	\$281,249 / 0.37%	\$3,333,901 / 4.36%	\$351,581 / 0.46%	0 / 0%	0 / 0%
-TC	\$2,596,744	\$6,798 / 0.26%	0 / 0%	0 / 0%	\$4,783 / 0.18%	\$2,015 / 0.08%	0 / 0%	0 / 0%
	\$73,829,893	\$3,962,456 / 5.37%	\$2,524 / 0.00%	\$281,249 / 0.38%	\$3,329,117 / 4.51%	\$349,566 / 0.47%	0 / 0%	0 / 0%

*** DOLLARS REPORTED BUT NOT SHOWN IN THESE COLUMNS. T=TREASURY, N=NON-TREASURY, S=SUBCONTRACTOR FUNDS & PROCUREMENT CARD HUB PURCHASES, TC=TERM CONTRACT, I= INTER GOVERNMENTAL PAYMENTS.



TEXAS HISTORICALLY UNDERUTILIZED BUSINESS (HUB) ANNUAL REPORT RECEIVED FOR FISCAL YEAR 2024

SECTION VII - STATE AGENCY EXPENDITURE DATA

RECORD TYPE	TOTAL EXPENDITURE	TOTAL SPENT WITH HUBS AMOUNT / %	BLACK AMOUNT / %	HISPANIC AMOUNT / %	WOMAN AMOUNT / %	ASIAN PACIFIC AMOUNT / %	NATIVE AMERICAN AMOUNT / %	SERVICE-DISABLED VETERAN AMOUNT / %
401 - TEXAS MILITARY DEPARTMENT - Statewide Grand Total Expenditures								
-I	0	0 / 0%	0 / 0%	0 / 0%	0 / 0%	0 / 0%	0 / 0%	0 / 0%
N	0	0 / 0%	0 / 0%	0 / 0%	0 / 0%	0 / 0%	0 / 0%	0 / 0%
S	***	\$10,622,236 / 29.54%	\$680,746 / 1.89%	\$837,571 / 2.33%	\$8,526,790 / 23.72%	\$577,129 / 1.61%	0 / 0%	0 / 0%
T	\$564,988,674	\$26,822,968 / 4.75%	\$293,792 / 0.05%	\$10,596,350 / 1.88%	\$4,571,342 / 0.81%	\$11,361,485 / 2.01%	0 / 0%	0 / 0%
-TC	\$2,636,137	\$6,798 / 0.26%	0 / 0%	0 / 0%	\$4,783 / 0.18%	\$2,015 / 0.08%	0 / 0%	0 / 0%
	\$562,352,537	\$37,438,406 / 6.66%	\$974,537 / 0.17%	\$11,433,921 / 2.03%	\$13,093,349 / 2.33%	\$11,936,598 / 2.12%	0 / 0%	0 / 0%

*** DOLLARS REPORTED BUT NOT SHOWN IN THESE COLUMNS. T=TREASURY, N=NON-TREASURY, S=SUBCONTRACTOR FUNDS & PROCUREMENT CARD HUB PURCHASES, TC=TERM CONTRACT, I= INTER GOVERNMENTAL PAYMENTS.



TEXAS HISTORICALLY UNDERUTILIZED BUSINESS (HUB) ANNUAL REPORT RECEIVED FOR FISCAL YEAR 2024

SECTION VII - STATE AGENCY EXPENDITURE DATA

RECORD TYPE	TOTAL EXPENDITURE	TOTAL SPENT WITH HUBS AMOUNT / %	BLACK AMOUNT / %	HISPANIC AMOUNT / %	WOMAN AMOUNT / %	ASIAN PACIFIC AMOUNT / %	NATIVE AMERICAN AMOUNT / %	SERVICE-DISABLED VETERAN AMOUNT / %
403 - TEXAS VETERANS COMMISSION - HEAVY CONSTRUCTION UNADJUSTED GOAL IS 11.2%								
-I	0	0 / 0%	0 / 0%	0 / 0%	0 / 0%	0 / 0%	0 / 0%	0 / 0%
N	0	0 / 0%	0 / 0%	0 / 0%	0 / 0%	0 / 0%	0 / 0%	0 / 0%
S	***	0 / 0%	0 / 0%	0 / 0%	0 / 0%	0 / 0%	0 / 0%	0 / 0%
T	0	0 / 0%	0 / 0%	0 / 0%	0 / 0%	0 / 0%	0 / 0%	0 / 0%
-TC	0	0 / 0%	0 / 0%	0 / 0%	0 / 0%	0 / 0%	0 / 0%	0 / 0%
	0	0 / 0%	0 / 0%	0 / 0%	0 / 0%	0 / 0%	0 / 0%	0 / 0%

403 - TEXAS VETERANS COMMISSION - BUILDING CONSTRUCTION UNADJUSTED GOAL IS 21.1%								
-I	0	0 / 0%	0 / 0%	0 / 0%	0 / 0%	0 / 0%	0 / 0%	0 / 0%
N	0	0 / 0%	0 / 0%	0 / 0%	0 / 0%	0 / 0%	0 / 0%	0 / 0%
S	***	0 / 0%	0 / 0%	0 / 0%	0 / 0%	0 / 0%	0 / 0%	0 / 0%
T	0	0 / 0%	0 / 0%	0 / 0%	0 / 0%	0 / 0%	0 / 0%	0 / 0%
-TC	0	0 / 0%	0 / 0%	0 / 0%	0 / 0%	0 / 0%	0 / 0%	0 / 0%
	0	0 / 0%	0 / 0%	0 / 0%	0 / 0%	0 / 0%	0 / 0%	0 / 0%

403 - TEXAS VETERANS COMMISSION - SPECIAL TRADE UNADJUSTED GOAL IS 32.9%								
-I	0	0 / 0%	0 / 0%	0 / 0%	0 / 0%	0 / 0%	0 / 0%	0 / 0%
N	0	0 / 0%	0 / 0%	0 / 0%	0 / 0%	0 / 0%	0 / 0%	0 / 0%
S	***	0 / 0%	0 / 0%	0 / 0%	0 / 0%	0 / 0%	0 / 0%	0 / 0%
T	0	0 / 0%	0 / 0%	0 / 0%	0 / 0%	0 / 0%	0 / 0%	0 / 0%
-TC	0	0 / 0%	0 / 0%	0 / 0%	0 / 0%	0 / 0%	0 / 0%	0 / 0%
	0	0 / 0%	0 / 0%	0 / 0%	0 / 0%	0 / 0%	0 / 0%	0 / 0%

*** DOLLARS REPORTED BUT NOT SHOWN IN THESE COLUMNS. T=TREASURY, N=NON-TREASURY, S=SUBCONTRACTOR FUNDS & PROCUREMENT CARD HUB PURCHASES, TC=TERM CONTRACT, I= INTER GOVERNMENTAL PAYMENTS.



TEXAS HISTORICALLY UNDERUTILIZED BUSINESS (HUB) ANNUAL REPORT RECEIVED FOR FISCAL YEAR 2024

SECTION VII - STATE AGENCY EXPENDITURE DATA

RECORD TYPE	TOTAL EXPENDITURE	TOTAL SPENT WITH HUBS AMOUNT / %	BLACK AMOUNT / %	HISPANIC AMOUNT / %	WOMAN AMOUNT / %	ASIAN PACIFIC AMOUNT / %	NATIVE AMERICAN AMOUNT / %	SERVICE-DISABLED VETERAN AMOUNT / %
-------------	-------------------	----------------------------------	------------------	---------------------	------------------	--------------------------	----------------------------	-------------------------------------

403 - TEXAS VETERANS COMMISSION - PROFESSIONAL SERVICES UNADJUSTED GOAL IS 23.7%

-I	0	0 / 0%	0 / 0%	0 / 0%	0 / 0%	0 / 0%	0 / 0%	0 / 0%
N	0	0 / 0%	0 / 0%	0 / 0%	0 / 0%	0 / 0%	0 / 0%	0 / 0%
S	***	0 / 0%	0 / 0%	0 / 0%	0 / 0%	0 / 0%	0 / 0%	0 / 0%
T	\$18,930	\$9,180 / 48.49%	0 / 0%	0 / 0%	\$9,180 / 48.49%	0 / 0%	0 / 0%	0 / 0%
-TC	0	0 / 0%	0 / 0%	0 / 0%	0 / 0%	0 / 0%	0 / 0%	0 / 0%
	\$18,930	\$9,180 / 48.49%	0 / 0%	0 / 0%	\$9,180 / 48.49%	0 / 0%	0 / 0%	0 / 0%

403 - TEXAS VETERANS COMMISSION - OTHER SERVICES UNADJUSTED GOAL IS 26%

-I	0	0 / 0%	0 / 0%	0 / 0%	0 / 0%	0 / 0%	0 / 0%	0 / 0%
N	0	0 / 0%	0 / 0%	0 / 0%	0 / 0%	0 / 0%	0 / 0%	0 / 0%
S	***	0 / 0%	0 / 0%	0 / 0%	0 / 0%	0 / 0%	0 / 0%	0 / 0%
T	\$1,017,024	\$318,353 / 31.30%	0 / 0%	\$13,769 / 1.35%	\$30,116 / 2.96%	\$274,392 / 26.98%	0 / 0%	\$75 / 0.01%
-TC	\$18,155	\$504 / 2.77%	0 / 0%	0 / 0%	\$504 / 2.77%	0 / 0%	0 / 0%	0 / 0%
	\$998,869	\$317,849 / 31.82%	0 / 0%	\$13,769 / 1.38%	\$29,613 / 2.96%	\$274,392 / 27.47%	0 / 0%	\$75 / 0.01%

403 - TEXAS VETERANS COMMISSION - COMMODITY PURCHASING UNADJUSTED GOAL IS 21.1%

-I	0	0 / 0%	0 / 0%	0 / 0%	0 / 0%	0 / 0%	0 / 0%	0 / 0%
N	0	0 / 0%	0 / 0%	0 / 0%	0 / 0%	0 / 0%	0 / 0%	0 / 0%
S	***	0 / 0%	0 / 0%	0 / 0%	0 / 0%	0 / 0%	0 / 0%	0 / 0%
T	\$804,436	\$418,626 / 52.04%	0 / 0%	\$21,819 / 2.71%	\$165,583 / 20.58%	\$231,224 / 28.74%	0 / 0%	0 / 0%
-TC	\$2,891	\$340 / 11.77%	0 / 0%	0 / 0%	\$340 / 11.77%	0 / 0%	0 / 0%	0 / 0%
	\$801,545	\$418,286 / 52.18%	0 / 0%	\$21,819 / 2.72%	\$165,243 / 20.62%	\$231,224 / 28.85%	0 / 0%	0 / 0%

*** DOLLARS REPORTED BUT NOT SHOWN IN THESE COLUMNS. T=TREASURY, N=NON-TREASURY, S=SUBCONTRACTOR FUNDS & PROCUREMENT CARD HUB PURCHASES, TC=TERM CONTRACT, I= INTER GOVERNMENTAL PAYMENTS.



TEXAS HISTORICALLY UNDERUTILIZED BUSINESS (HUB) ANNUAL REPORT RECEIVED FOR FISCAL YEAR 2024

SECTION VII - STATE AGENCY EXPENDITURE DATA

RECORD TYPE	TOTAL EXPENDITURE	TOTAL SPENT WITH HUBS AMOUNT / %	BLACK AMOUNT / %	HISPANIC AMOUNT / %	WOMAN AMOUNT / %	ASIAN PACIFIC AMOUNT / %	NATIVE AMERICAN AMOUNT / %	SERVICE-DISABLED VETERAN AMOUNT / %
403 - TEXAS VETERANS COMMISSION - Statewide Grand Total Expenditures								
-I	0	0 / 0%	0 / 0%	0 / 0%	0 / 0%	0 / 0%	0 / 0%	0 / 0%
N	0	0 / 0%	0 / 0%	0 / 0%	0 / 0%	0 / 0%	0 / 0%	0 / 0%
S	***	0 / 0%	0 / 0%	0 / 0%	0 / 0%	0 / 0%	0 / 0%	0 / 0%
T	\$1,840,391	\$746,159 / 40.54%	0 / 0%	\$35,588 / 1.93%	\$204,879 / 11.13%	\$505,616 / 27.47%	0 / 0%	\$75 / 0.00%
-TC	\$21,046	\$844 / 4.01%	0 / 0%	0 / 0%	\$844 / 4.01%	0 / 0%	0 / 0%	0 / 0%
	\$1,819,344	\$745,315 / 40.97%	0 / 0%	\$35,588 / 1.96%	\$204,035 / 11.21%	\$505,616 / 27.79%	0 / 0%	\$75 / 0.00%

*** DOLLARS REPORTED BUT NOT SHOWN IN THESE COLUMNS. T=TREASURY, N=NON-TREASURY, S=SUBCONTRACTOR FUNDS & PROCUREMENT CARD HUB PURCHASES, TC=TERM CONTRACT, I= INTER GOVERNMENTAL PAYMENTS.



TEXAS HISTORICALLY UNDERUTILIZED BUSINESS (HUB) ANNUAL REPORT RECEIVED FOR FISCAL YEAR 2024

SECTION VII - STATE AGENCY EXPENDITURE DATA

RECORD TYPE	TOTAL EXPENDITURE	TOTAL SPENT WITH HUBS AMOUNT / %	BLACK AMOUNT / %	HISPANIC AMOUNT / %	WOMAN AMOUNT / %	ASIAN PACIFIC AMOUNT / %	NATIVE AMERICAN AMOUNT / %	SERVICE-DISABLED VETERAN AMOUNT / %
405 - DEPARTMENT OF PUBLIC SAFETY - HEAVY CONSTRUCTION UNADJUSTED GOAL IS 11.2%								
-I	\$31,260	0 / 0%	0 / 0%	0 / 0%	0 / 0%	0 / 0%	0 / 0%	0 / 0%
N	0	0 / 0%	0 / 0%	0 / 0%	0 / 0%	0 / 0%	0 / 0%	0 / 0%
S	***	0 / 0%	0 / 0%	0 / 0%	0 / 0%	0 / 0%	0 / 0%	0 / 0%
T	\$964,133	\$427,638 / 44.35%	\$9,060 / 0.94%	\$339,194 / 35.18%	\$3,112 / 0.32%	\$70,272 / 7.29%	0 / 0%	\$6,000 / 0.62%
-TC	0	0 / 0%	0 / 0%	0 / 0%	0 / 0%	0 / 0%	0 / 0%	0 / 0%
	\$932,874	\$427,638 / 45.84%	\$9,060 / 0.97%	\$339,194 / 36.36%	\$3,112 / 0.33%	\$70,272 / 7.53%	0 / 0%	\$6,000 / 0.64%
405 - DEPARTMENT OF PUBLIC SAFETY - BUILDING CONSTRUCTION UNADJUSTED GOAL IS 21.1%								
-I	0	0 / 0%	0 / 0%	0 / 0%	0 / 0%	0 / 0%	0 / 0%	0 / 0%
N	0	0 / 0%	0 / 0%	0 / 0%	0 / 0%	0 / 0%	0 / 0%	0 / 0%
S	***	0 / 0%	0 / 0%	0 / 0%	0 / 0%	0 / 0%	0 / 0%	0 / 0%
T	\$5,007,210	\$1,259,212 / 25.15%	\$88,025 / 1.76%	\$675,860 / 13.50%	\$398,042 / 7.95%	0 / 0%	0 / 0%	\$97,285 / 1.94%
-TC	0	0 / 0%	0 / 0%	0 / 0%	0 / 0%	0 / 0%	0 / 0%	0 / 0%
	\$5,007,210	\$1,259,212 / 25.15%	\$88,025 / 1.76%	\$675,860 / 13.50%	\$398,042 / 7.95%	0 / 0%	0 / 0%	\$97,285 / 1.94%
405 - DEPARTMENT OF PUBLIC SAFETY - SPECIAL TRADE UNADJUSTED GOAL IS 32.9%								
-I	\$2,184,307	0 / 0%	0 / 0%	0 / 0%	0 / 0%	0 / 0%	0 / 0%	0 / 0%
N	0	0 / 0%	0 / 0%	0 / 0%	0 / 0%	0 / 0%	0 / 0%	0 / 0%
S	***	0 / 0%	0 / 0%	0 / 0%	0 / 0%	0 / 0%	0 / 0%	0 / 0%
T	\$12,871,825	\$4,988,734 / 38.76%	\$1,304,530 / 10.13%	\$969,780 / 7.53%	\$627,209 / 4.87%	\$1,802,906 / 14.01%	0 / 0%	\$284,309 / 2.21%
-TC	\$370	0 / 0%	0 / 0%	0 / 0%	0 / 0%	0 / 0%	0 / 0%	0 / 0%
	\$10,687,148	\$4,988,734 / 46.68%	\$1,304,530 / 12.21%	\$969,780 / 9.07%	\$627,209 / 5.87%	\$1,802,906 / 16.87%	0 / 0%	\$284,309 / 2.66%

*** DOLLARS REPORTED BUT NOT SHOWN IN THESE COLUMNS. T=TREASURY, N=NON-TREASURY, S=SUBCONTRACTOR FUNDS & PROCUREMENT CARD HUB PURCHASES, TC=TERM CONTRACT, I= INTER GOVERNMENTAL PAYMENTS.



TEXAS HISTORICALLY UNDERUTILIZED BUSINESS (HUB) ANNUAL REPORT RECEIVED FOR FISCAL YEAR 2024

SECTION VII - STATE AGENCY EXPENDITURE DATA

RECORD TYPE	TOTAL EXPENDITURE	TOTAL SPENT WITH HUBS AMOUNT / %	BLACK AMOUNT / %	HISPANIC AMOUNT / %	WOMAN AMOUNT / %	ASIAN PACIFIC AMOUNT / %	NATIVE AMERICAN AMOUNT / %	SERVICE-DISABLED VETERAN AMOUNT / %
405 - DEPARTMENT OF PUBLIC SAFETY - PROFESSIONAL SERVICES UNADJUSTED GOAL IS 23.7%								
-I	\$2,370	0 / 0%	0 / 0%	0 / 0%	0 / 0%	0 / 0%	0 / 0%	0 / 0%
N	0	0 / 0%	0 / 0%	0 / 0%	0 / 0%	0 / 0%	0 / 0%	0 / 0%
S	***	0 / 0%	0 / 0%	0 / 0%	0 / 0%	0 / 0%	0 / 0%	0 / 0%
T	\$707,213	\$55,139 / 7.80%	\$33,078 / 4.68%	\$22,062 / 3.12%	0 / 0%	0 / 0%	0 / 0%	0 / 0%
-TC	\$44,681	0 / 0%	0 / 0%	0 / 0%	0 / 0%	0 / 0%	0 / 0%	0 / 0%
	\$660,162	\$55,139 / 8.35%	\$33,078 / 5.01%	\$22,062 / 3.34%	0 / 0%	0 / 0%	0 / 0%	0 / 0%

405 - DEPARTMENT OF PUBLIC SAFETY - OTHER SERVICES UNADJUSTED GOAL IS 26%								
-I	\$1,061,750	0 / 0%	0 / 0%	0 / 0%	0 / 0%	0 / 0%	0 / 0%	0 / 0%
N	0	0 / 0%	0 / 0%	0 / 0%	0 / 0%	0 / 0%	0 / 0%	0 / 0%
S	***	\$1,044,388 / 2.31%	\$10,865 / 0.02%	\$8,525 / 0.02%	\$912,123 / 2.02%	\$112,875 / 0.25%	0 / 0%	0 / 0%
T	\$122,059,941	\$21,781,626 / 17.85%	\$380,626 / 0.31%	\$5,464,331 / 4.48%	\$6,715,776 / 5.50%	\$8,866,407 / 7.26%	\$267,632 / 0.22%	\$86,854 / 0.07%
-TC	\$10,377,825	0 / 0%	0 / 0%	0 / 0%	0 / 0%	0 / 0%	0 / 0%	0 / 0%
	\$110,620,365	\$22,826,014 / 20.63%	\$391,491 / 0.35%	\$5,472,856 / 4.95%	\$7,627,900 / 6.90%	\$8,979,282 / 8.12%	\$267,632 / 0.24%	\$86,854 / 0.08%

405 - DEPARTMENT OF PUBLIC SAFETY - COMMODITY PURCHASING UNADJUSTED GOAL IS 21.1%								
-I	\$18,055	0 / 0%	0 / 0%	0 / 0%	0 / 0%	0 / 0%	0 / 0%	0 / 0%
N	0	0 / 0%	0 / 0%	0 / 0%	0 / 0%	0 / 0%	0 / 0%	0 / 0%
S	***	0 / 0%	0 / 0%	0 / 0%	0 / 0%	0 / 0%	0 / 0%	0 / 0%
T	\$227,564,163	\$25,283,934 / 11.11%	\$185,614 / 0.08%	\$10,080,598 / 4.43%	\$12,858,483 / 5.65%	\$2,107,576 / 0.93%	\$17,605 / 0.01%	\$34,056 / 0.01%
-TC	\$102,270,227	\$1,080,990 / 1.06%	\$116 / 0.00%	\$1,038,976 / 1.02%	\$41,257 / 0.04%	\$641 / 0.00%	0 / 0%	0 / 0%
	\$125,275,881	\$24,202,944 / 19.32%	\$185,499 / 0.15%	\$9,041,623 / 7.22%	\$12,817,227 / 10.23%	\$2,106,935 / 1.68%	\$17,605 / 0.01%	\$34,056 / 0.03%

*** DOLLARS REPORTED BUT NOT SHOWN IN THESE COLUMNS. T=TREASURY, N=NON-TREASURY, S=SUBCONTRACTOR FUNDS & PROCUREMENT CARD HUB PURCHASES, TC=TERM CONTRACT, I= INTER GOVERNMENTAL PAYMENTS.



TEXAS HISTORICALLY UNDERUTILIZED BUSINESS (HUB) ANNUAL REPORT RECEIVED FOR FISCAL YEAR 2024

SECTION VII - STATE AGENCY EXPENDITURE DATA

RECORD TYPE	TOTAL EXPENDITURE	TOTAL SPENT WITH HUBS AMOUNT / %	BLACK AMOUNT / %	HISPANIC AMOUNT / %	WOMAN AMOUNT / %	ASIAN PACIFIC AMOUNT / %	NATIVE AMERICAN AMOUNT / %	SERVICE-DISABLED VETERAN AMOUNT / %
405 - DEPARTMENT OF PUBLIC SAFETY - Statewide Grand Total Expenditures								
-I	\$3,297,742	0 / 0%	0 / 0%	0 / 0%	0 / 0%	0 / 0%	0 / 0%	0 / 0%
N	0	0 / 0%	0 / 0%	0 / 0%	0 / 0%	0 / 0%	0 / 0%	0 / 0%
S	***	\$1,044,388 / 2.31%	\$10,865 / 0.02%	\$8,525 / 0.02%	\$912,123 / 2.02%	\$112,875 / 0.25%	0 / 0%	0 / 0%
T	\$369,174,485	\$53,796,283 / 14.57%	\$2,000,933 / 0.54%	\$17,551,825 / 4.75%	\$20,602,623 / 5.58%	\$12,847,161 / 3.48%	\$285,237 / 0.08%	\$508,504 / 0.14%
-TC	\$112,693,103	\$1,080,990 / 0.96%	\$116 / 0.00%	\$1,038,976 / 0.92%	\$41,257 / 0.04%	\$641 / 0.00%	0 / 0%	0 / 0%
	\$253,183,640	\$53,759,681 / 21.23%	\$2,011,682 / 0.79%	\$16,521,374 / 6.53%	\$21,473,489 / 8.48%	\$12,959,394 / 5.12%	\$285,237 / 0.11%	\$508,504 / 0.20%

*** DOLLARS REPORTED BUT NOT SHOWN IN THESE COLUMNS. T=TREASURY, N=NON-TREASURY, S=SUBCONTRACTOR FUNDS & PROCUREMENT CARD HUB PURCHASES, TC=TERM CONTRACT, I= INTER GOVERNMENTAL PAYMENTS.



TEXAS HISTORICALLY UNDERUTILIZED BUSINESS (HUB) ANNUAL REPORT RECEIVED FOR FISCAL YEAR 2024

SECTION VII - STATE AGENCY EXPENDITURE DATA

RECORD TYPE	TOTAL EXPENDITURE	TOTAL SPENT WITH HUBS AMOUNT / %	BLACK AMOUNT / %	HISPANIC AMOUNT / %	WOMAN AMOUNT / %	ASIAN PACIFIC AMOUNT / %	NATIVE AMERICAN AMOUNT / %	SERVICE-DISABLED VETERAN AMOUNT / %
407 - TEXAS COMMISSION ON LAW ENFORCEMENT - HEAVY CONSTRUCTION UNADJUSTED GOAL IS 11.2%								
-I	0	0 / 0%	0 / 0%	0 / 0%	0 / 0%	0 / 0%	0 / 0%	0 / 0%
N	0	0 / 0%	0 / 0%	0 / 0%	0 / 0%	0 / 0%	0 / 0%	0 / 0%
S	***	0 / 0%	0 / 0%	0 / 0%	0 / 0%	0 / 0%	0 / 0%	0 / 0%
T	0	0 / 0%	0 / 0%	0 / 0%	0 / 0%	0 / 0%	0 / 0%	0 / 0%
-TC	0	0 / 0%	0 / 0%	0 / 0%	0 / 0%	0 / 0%	0 / 0%	0 / 0%
	0	0 / 0%	0 / 0%	0 / 0%	0 / 0%	0 / 0%	0 / 0%	0 / 0%
407 - TEXAS COMMISSION ON LAW ENFORCEMENT - BUILDING CONSTRUCTION UNADJUSTED GOAL IS 21.1%								
-I	0	0 / 0%	0 / 0%	0 / 0%	0 / 0%	0 / 0%	0 / 0%	0 / 0%
N	0	0 / 0%	0 / 0%	0 / 0%	0 / 0%	0 / 0%	0 / 0%	0 / 0%
S	***	0 / 0%	0 / 0%	0 / 0%	0 / 0%	0 / 0%	0 / 0%	0 / 0%
T	0	0 / 0%	0 / 0%	0 / 0%	0 / 0%	0 / 0%	0 / 0%	0 / 0%
-TC	0	0 / 0%	0 / 0%	0 / 0%	0 / 0%	0 / 0%	0 / 0%	0 / 0%
	0	0 / 0%	0 / 0%	0 / 0%	0 / 0%	0 / 0%	0 / 0%	0 / 0%
407 - TEXAS COMMISSION ON LAW ENFORCEMENT - SPECIAL TRADE UNADJUSTED GOAL IS 32.9%								
-I	0	0 / 0%	0 / 0%	0 / 0%	0 / 0%	0 / 0%	0 / 0%	0 / 0%
N	0	0 / 0%	0 / 0%	0 / 0%	0 / 0%	0 / 0%	0 / 0%	0 / 0%
S	***	0 / 0%	0 / 0%	0 / 0%	0 / 0%	0 / 0%	0 / 0%	0 / 0%
T	\$56,933	0 / 0%	0 / 0%	0 / 0%	0 / 0%	0 / 0%	0 / 0%	0 / 0%
-TC	0	0 / 0%	0 / 0%	0 / 0%	0 / 0%	0 / 0%	0 / 0%	0 / 0%
	\$56,933	0 / 0%	0 / 0%	0 / 0%	0 / 0%	0 / 0%	0 / 0%	0 / 0%

*** DOLLARS REPORTED BUT NOT SHOWN IN THESE COLUMNS. T=TREASURY, N=NON-TREASURY, S=SUBCONTRACTOR FUNDS & PROCUREMENT CARD HUB PURCHASES, TC=TERM CONTRACT, I= INTER GOVERNMENTAL PAYMENTS.



TEXAS HISTORICALLY UNDERUTILIZED BUSINESS (HUB) ANNUAL REPORT RECEIVED FOR FISCAL YEAR 2024

SECTION VII - STATE AGENCY EXPENDITURE DATA

RECORD TYPE	TOTAL EXPENDITURE	TOTAL SPENT WITH HUBS AMOUNT / %	BLACK AMOUNT / %	HISPANIC AMOUNT / %	WOMAN AMOUNT / %	ASIAN PACIFIC AMOUNT / %	NATIVE AMERICAN AMOUNT / %	SERVICE-DISABLED VETERAN AMOUNT / %
407 - TEXAS COMMISSION ON LAW ENFORCEMENT - PROFESSIONAL SERVICES UNADJUSTED GOAL IS 23.7%								
-I	0	0 / 0%	0 / 0%	0 / 0%	0 / 0%	0 / 0%	0 / 0%	0 / 0%
N	0	0 / 0%	0 / 0%	0 / 0%	0 / 0%	0 / 0%	0 / 0%	0 / 0%
S	***	0 / 0%	0 / 0%	0 / 0%	0 / 0%	0 / 0%	0 / 0%	0 / 0%
T	0	0 / 0%	0 / 0%	0 / 0%	0 / 0%	0 / 0%	0 / 0%	0 / 0%
-TC	0	0 / 0%	0 / 0%	0 / 0%	0 / 0%	0 / 0%	0 / 0%	0 / 0%
	0	0 / 0%	0 / 0%	0 / 0%	0 / 0%	0 / 0%	0 / 0%	0 / 0%

407 - TEXAS COMMISSION ON LAW ENFORCEMENT - OTHER SERVICES UNADJUSTED GOAL IS 26%								
-I	0	0 / 0%	0 / 0%	0 / 0%	0 / 0%	0 / 0%	0 / 0%	0 / 0%
N	0	0 / 0%	0 / 0%	0 / 0%	0 / 0%	0 / 0%	0 / 0%	0 / 0%
S	***	0 / 0%	0 / 0%	0 / 0%	0 / 0%	0 / 0%	0 / 0%	0 / 0%
T	\$2,124,529	\$101,052 / 4.76%	0 / 0%	\$25,164 / 1.18%	\$20,851 / 0.98%	\$55,037 / 2.59%	0 / 0%	0 / 0%
-TC	\$62,562	0 / 0%	0 / 0%	0 / 0%	0 / 0%	0 / 0%	0 / 0%	0 / 0%
	\$2,061,967	\$101,052 / 4.90%	0 / 0%	\$25,164 / 1.22%	\$20,851 / 1.01%	\$55,037 / 2.67%	0 / 0%	0 / 0%

407 - TEXAS COMMISSION ON LAW ENFORCEMENT - COMMODITY PURCHASING UNADJUSTED GOAL IS 21.1%								
-I	0	0 / 0%	0 / 0%	0 / 0%	0 / 0%	0 / 0%	0 / 0%	0 / 0%
N	0	0 / 0%	0 / 0%	0 / 0%	0 / 0%	0 / 0%	0 / 0%	0 / 0%
S	***	0 / 0%	0 / 0%	0 / 0%	0 / 0%	0 / 0%	0 / 0%	0 / 0%
T	\$1,742,487	\$380,631 / 21.84%	0 / 0%	\$53,788 / 3.09%	\$224,416 / 12.88%	\$102,427 / 5.88%	0 / 0%	0 / 0%
-TC	\$200,601	0 / 0%	0 / 0%	0 / 0%	0 / 0%	0 / 0%	0 / 0%	0 / 0%
	\$1,541,887	\$380,631 / 24.69%	0 / 0%	\$53,788 / 3.49%	\$224,416 / 14.55%	\$102,427 / 6.64%	0 / 0%	0 / 0%

*** DOLLARS REPORTED BUT NOT SHOWN IN THESE COLUMNS. T=TREASURY, N=NON-TREASURY, S=SUBCONTRACTOR FUNDS & PROCUREMENT CARD HUB PURCHASES, TC=TERM CONTRACT, I= INTER GOVERNMENTAL PAYMENTS.



TEXAS HISTORICALLY UNDERUTILIZED BUSINESS (HUB) ANNUAL REPORT RECEIVED FOR FISCAL YEAR 2024

SECTION VII - STATE AGENCY EXPENDITURE DATA

RECORD TYPE	TOTAL EXPENDITURE	TOTAL SPENT WITH HUBS AMOUNT / %	BLACK AMOUNT / %	HISPANIC AMOUNT / %	WOMAN AMOUNT / %	ASIAN PACIFIC AMOUNT / %	NATIVE AMERICAN AMOUNT / %	SERVICE-DISABLED VETERAN AMOUNT / %
407 - TEXAS COMMISSION ON LAW ENFORCEMENT - Statewide Grand Total Expenditures								
-I	0	0 / 0%	0 / 0%	0 / 0%	0 / 0%	0 / 0%	0 / 0%	0 / 0%
N	0	0 / 0%	0 / 0%	0 / 0%	0 / 0%	0 / 0%	0 / 0%	0 / 0%
S	***	0 / 0%	0 / 0%	0 / 0%	0 / 0%	0 / 0%	0 / 0%	0 / 0%
T	\$3,923,949	\$481,683 / 12.28%	0 / 0%	\$78,952 / 2.01%	\$245,267 / 6.25%	\$157,464 / 4.01%	0 / 0%	0 / 0%
-TC	\$263,162	0 / 0%	0 / 0%	0 / 0%	0 / 0%	0 / 0%	0 / 0%	0 / 0%
	\$3,660,787	\$481,683 / 13.16%	0 / 0%	\$78,952 / 2.16%	\$245,267 / 6.70%	\$157,464 / 4.30%	0 / 0%	0 / 0%

*** DOLLARS REPORTED BUT NOT SHOWN IN THESE COLUMNS. T=TREASURY, N=NON-TREASURY, S=SUBCONTRACTOR FUNDS & PROCUREMENT CARD HUB PURCHASES, TC=TERM CONTRACT, I= INTER GOVERNMENTAL PAYMENTS.



TEXAS HISTORICALLY UNDERUTILIZED BUSINESS (HUB) ANNUAL REPORT RECEIVED FOR FISCAL YEAR 2024

SECTION VII - STATE AGENCY EXPENDITURE DATA

RECORD TYPE	TOTAL EXPENDITURE	TOTAL SPENT WITH HUBS AMOUNT / %	BLACK AMOUNT / %	HISPANIC AMOUNT / %	WOMAN AMOUNT / %	ASIAN PACIFIC AMOUNT / %	NATIVE AMERICAN AMOUNT / %	SERVICE-DISABLED VETERAN AMOUNT / %
409 - COMMISSION ON JAIL STANDARDS - HEAVY CONSTRUCTION UNADJUSTED GOAL IS 11.2%								
-I	0	0 / 0%	0 / 0%	0 / 0%	0 / 0%	0 / 0%	0 / 0%	0 / 0%
N	0	0 / 0%	0 / 0%	0 / 0%	0 / 0%	0 / 0%	0 / 0%	0 / 0%
S	***	0 / 0%	0 / 0%	0 / 0%	0 / 0%	0 / 0%	0 / 0%	0 / 0%
T	0	0 / 0%	0 / 0%	0 / 0%	0 / 0%	0 / 0%	0 / 0%	0 / 0%
-TC	0	0 / 0%	0 / 0%	0 / 0%	0 / 0%	0 / 0%	0 / 0%	0 / 0%
	0	0 / 0%	0 / 0%	0 / 0%	0 / 0%	0 / 0%	0 / 0%	0 / 0%

409 - COMMISSION ON JAIL STANDARDS - BUILDING CONSTRUCTION UNADJUSTED GOAL IS 21.1%								
-I	0	0 / 0%	0 / 0%	0 / 0%	0 / 0%	0 / 0%	0 / 0%	0 / 0%
N	0	0 / 0%	0 / 0%	0 / 0%	0 / 0%	0 / 0%	0 / 0%	0 / 0%
S	***	0 / 0%	0 / 0%	0 / 0%	0 / 0%	0 / 0%	0 / 0%	0 / 0%
T	0	0 / 0%	0 / 0%	0 / 0%	0 / 0%	0 / 0%	0 / 0%	0 / 0%
-TC	0	0 / 0%	0 / 0%	0 / 0%	0 / 0%	0 / 0%	0 / 0%	0 / 0%
	0	0 / 0%	0 / 0%	0 / 0%	0 / 0%	0 / 0%	0 / 0%	0 / 0%

409 - COMMISSION ON JAIL STANDARDS - SPECIAL TRADE UNADJUSTED GOAL IS 32.9%								
-I	0	0 / 0%	0 / 0%	0 / 0%	0 / 0%	0 / 0%	0 / 0%	0 / 0%
N	0	0 / 0%	0 / 0%	0 / 0%	0 / 0%	0 / 0%	0 / 0%	0 / 0%
S	***	0 / 0%	0 / 0%	0 / 0%	0 / 0%	0 / 0%	0 / 0%	0 / 0%
T	0	0 / 0%	0 / 0%	0 / 0%	0 / 0%	0 / 0%	0 / 0%	0 / 0%
-TC	0	0 / 0%	0 / 0%	0 / 0%	0 / 0%	0 / 0%	0 / 0%	0 / 0%
	0	0 / 0%	0 / 0%	0 / 0%	0 / 0%	0 / 0%	0 / 0%	0 / 0%

*** DOLLARS REPORTED BUT NOT SHOWN IN THESE COLUMNS. T=TREASURY, N=NON-TREASURY, S=SUBCONTRACTOR FUNDS & PROCUREMENT CARD HUB PURCHASES, TC=TERM CONTRACT, I= INTER GOVERNMENTAL PAYMENTS.



TEXAS HISTORICALLY UNDERUTILIZED BUSINESS (HUB) ANNUAL REPORT RECEIVED FOR FISCAL YEAR 2024

SECTION VII - STATE AGENCY EXPENDITURE DATA

RECORD TYPE	TOTAL EXPENDITURE	TOTAL SPENT WITH HUBS AMOUNT / %	BLACK AMOUNT / %	HISPANIC AMOUNT / %	WOMAN AMOUNT / %	ASIAN PACIFIC AMOUNT / %	NATIVE AMERICAN AMOUNT / %	SERVICE-DISABLED VETERAN AMOUNT / %
409 - COMMISSION ON JAIL STANDARDS - PROFESSIONAL SERVICES UNADJUSTED GOAL IS 23.7%								
-I	0	0 / 0%	0 / 0%	0 / 0%	0 / 0%	0 / 0%	0 / 0%	0 / 0%
N	0	0 / 0%	0 / 0%	0 / 0%	0 / 0%	0 / 0%	0 / 0%	0 / 0%
S	***	0 / 0%	0 / 0%	0 / 0%	0 / 0%	0 / 0%	0 / 0%	0 / 0%
T	\$5,500	\$5,420 / 98.55%	0 / 0%	0 / 0%	\$5,420 / 98.55%	0 / 0%	0 / 0%	0 / 0%
-TC	0	0 / 0%	0 / 0%	0 / 0%	0 / 0%	0 / 0%	0 / 0%	0 / 0%
	\$5,500	\$5,420 / 98.55%	0 / 0%	0 / 0%	\$5,420 / 98.55%	0 / 0%	0 / 0%	0 / 0%

409 - COMMISSION ON JAIL STANDARDS - OTHER SERVICES UNADJUSTED GOAL IS 26%								
-I	0	0 / 0%	0 / 0%	0 / 0%	0 / 0%	0 / 0%	0 / 0%	0 / 0%
N	0	0 / 0%	0 / 0%	0 / 0%	0 / 0%	0 / 0%	0 / 0%	0 / 0%
S	***	0 / 0%	0 / 0%	0 / 0%	0 / 0%	0 / 0%	0 / 0%	0 / 0%
T	\$69,693	-\$2,867 / -4.11%	0 / 0%	\$672 / 0.96%	-\$3,539 / -5.08%	0 / 0%	0 / 0%	0 / 0%
-TC	\$995	\$405 / 40.71%	0 / 0%	0 / 0%	\$405 / 40.71%	0 / 0%	0 / 0%	0 / 0%
	\$68,698	-\$3,272 / -4.76%	0 / 0%	\$672 / 0.98%	-\$3,944 / -5.74%	0 / 0%	0 / 0%	0 / 0%

409 - COMMISSION ON JAIL STANDARDS - COMMODITY PURCHASING UNADJUSTED GOAL IS 21.1%								
-I	0	0 / 0%	0 / 0%	0 / 0%	0 / 0%	0 / 0%	0 / 0%	0 / 0%
N	0	0 / 0%	0 / 0%	0 / 0%	0 / 0%	0 / 0%	0 / 0%	0 / 0%
S	***	0 / 0%	0 / 0%	0 / 0%	0 / 0%	0 / 0%	0 / 0%	0 / 0%
T	\$76,507	\$28,297 / 36.99%	0 / 0%	0 / 0%	\$3,056 / 4.00%	\$25,241 / 32.99%	0 / 0%	0 / 0%
-TC	\$953	0 / 0%	0 / 0%	0 / 0%	0 / 0%	0 / 0%	0 / 0%	0 / 0%
	\$75,554	\$28,297 / 37.45%	0 / 0%	0 / 0%	\$3,056 / 4.05%	\$25,241 / 33.41%	0 / 0%	0 / 0%

*** DOLLARS REPORTED BUT NOT SHOWN IN THESE COLUMNS. T=TREASURY, N=NON-TREASURY, S=SUBCONTRACTOR FUNDS & PROCUREMENT CARD HUB PURCHASES, TC=TERM CONTRACT, I= INTER GOVERNMENTAL PAYMENTS.



TEXAS HISTORICALLY UNDERUTILIZED BUSINESS (HUB) ANNUAL REPORT RECEIVED FOR FISCAL YEAR 2024

SECTION VII - STATE AGENCY EXPENDITURE DATA

RECORD TYPE	TOTAL EXPENDITURE	TOTAL SPENT WITH HUBS AMOUNT / %	BLACK AMOUNT / %	HISPANIC AMOUNT / %	WOMAN AMOUNT / %	ASIAN PACIFIC AMOUNT / %	NATIVE AMERICAN AMOUNT / %	SERVICE-DISABLED VETERAN AMOUNT / %
409 - COMMISSION ON JAIL STANDARDS - Statewide Grand Total Expenditures								
-I	0	0 / 0%	0 / 0%	0 / 0%	0 / 0%	0 / 0%	0 / 0%	0 / 0%
N	0	0 / 0%	0 / 0%	0 / 0%	0 / 0%	0 / 0%	0 / 0%	0 / 0%
S	***	0 / 0%	0 / 0%	0 / 0%	0 / 0%	0 / 0%	0 / 0%	0 / 0%
T	\$151,699	\$30,850 / 20.34%	0 / 0%	\$672 / 0.44%	\$4,937 / 3.25%	\$25,241 / 16.64%	0 / 0%	0 / 0%
-TC	\$1,947	\$405 / 20.80%	0 / 0%	0 / 0%	\$405 / 20.80%	0 / 0%	0 / 0%	0 / 0%
	\$149,752	\$30,445 / 20.33%	0 / 0%	\$672 / 0.45%	\$4,532 / 3.03%	\$25,241 / 16.86%	0 / 0%	0 / 0%

*** DOLLARS REPORTED BUT NOT SHOWN IN THESE COLUMNS. T=TREASURY, N=NON-TREASURY, S=SUBCONTRACTOR FUNDS & PROCUREMENT CARD HUB PURCHASES, TC=TERM CONTRACT, I= INTER GOVERNMENTAL PAYMENTS.



TEXAS HISTORICALLY UNDERUTILIZED BUSINESS (HUB) ANNUAL REPORT RECEIVED FOR FISCAL YEAR 2024

SECTION VII - STATE AGENCY EXPENDITURE DATA

RECORD TYPE	TOTAL EXPENDITURE	TOTAL SPENT WITH HUBS AMOUNT / %	BLACK AMOUNT / %	HISPANIC AMOUNT / %	WOMAN AMOUNT / %	ASIAN PACIFIC AMOUNT / %	NATIVE AMERICAN AMOUNT / %	SERVICE-DISABLED VETERAN AMOUNT / %
411 - TX COMMISSION OF FIRE PROTECTION - HEAVY CONSTRUCTION UNADJUSTED GOAL IS 11.2%								
-I	0	0 / 0%	0 / 0%	0 / 0%	0 / 0%	0 / 0%	0 / 0%	0 / 0%
N	0	0 / 0%	0 / 0%	0 / 0%	0 / 0%	0 / 0%	0 / 0%	0 / 0%
S	***	0 / 0%	0 / 0%	0 / 0%	0 / 0%	0 / 0%	0 / 0%	0 / 0%
T	0	0 / 0%	0 / 0%	0 / 0%	0 / 0%	0 / 0%	0 / 0%	0 / 0%
-TC	0	0 / 0%	0 / 0%	0 / 0%	0 / 0%	0 / 0%	0 / 0%	0 / 0%
	0	0 / 0%	0 / 0%	0 / 0%	0 / 0%	0 / 0%	0 / 0%	0 / 0%

411 - TX COMMISSION OF FIRE PROTECTION - BUILDING CONSTRUCTION UNADJUSTED GOAL IS 21.1%								
-I	0	0 / 0%	0 / 0%	0 / 0%	0 / 0%	0 / 0%	0 / 0%	0 / 0%
N	0	0 / 0%	0 / 0%	0 / 0%	0 / 0%	0 / 0%	0 / 0%	0 / 0%
S	***	0 / 0%	0 / 0%	0 / 0%	0 / 0%	0 / 0%	0 / 0%	0 / 0%
T	0	0 / 0%	0 / 0%	0 / 0%	0 / 0%	0 / 0%	0 / 0%	0 / 0%
-TC	0	0 / 0%	0 / 0%	0 / 0%	0 / 0%	0 / 0%	0 / 0%	0 / 0%
	0	0 / 0%	0 / 0%	0 / 0%	0 / 0%	0 / 0%	0 / 0%	0 / 0%

411 - TX COMMISSION OF FIRE PROTECTION - SPECIAL TRADE UNADJUSTED GOAL IS 32.9%								
-I	0	0 / 0%	0 / 0%	0 / 0%	0 / 0%	0 / 0%	0 / 0%	0 / 0%
N	0	0 / 0%	0 / 0%	0 / 0%	0 / 0%	0 / 0%	0 / 0%	0 / 0%
S	***	0 / 0%	0 / 0%	0 / 0%	0 / 0%	0 / 0%	0 / 0%	0 / 0%
T	0	0 / 0%	0 / 0%	0 / 0%	0 / 0%	0 / 0%	0 / 0%	0 / 0%
-TC	0	0 / 0%	0 / 0%	0 / 0%	0 / 0%	0 / 0%	0 / 0%	0 / 0%
	0	0 / 0%	0 / 0%	0 / 0%	0 / 0%	0 / 0%	0 / 0%	0 / 0%

*** DOLLARS REPORTED BUT NOT SHOWN IN THESE COLUMNS. T=TREASURY, N=NON-TREASURY, S=SUBCONTRACTOR FUNDS & PROCUREMENT CARD HUB PURCHASES, TC=TERM CONTRACT, I= INTER GOVERNMENTAL PAYMENTS.



TEXAS HISTORICALLY UNDERUTILIZED BUSINESS (HUB) ANNUAL REPORT RECEIVED FOR FISCAL YEAR 2024

SECTION VII - STATE AGENCY EXPENDITURE DATA

RECORD TYPE	TOTAL EXPENDITURE	TOTAL SPENT WITH HUBS AMOUNT / %	BLACK AMOUNT / %	HISPANIC AMOUNT / %	WOMAN AMOUNT / %	ASIAN PACIFIC AMOUNT / %	NATIVE AMERICAN AMOUNT / %	SERVICE-DISABLED VETERAN AMOUNT / %
-------------	-------------------	----------------------------------	------------------	---------------------	------------------	--------------------------	----------------------------	-------------------------------------

411 - TX COMMISSION OF FIRE PROTECTION - PROFESSIONAL SERVICES UNADJUSTED GOAL IS 23.7%

-I	0	0 / 0%	0 / 0%	0 / 0%	0 / 0%	0 / 0%	0 / 0%	0 / 0%
N	0	0 / 0%	0 / 0%	0 / 0%	0 / 0%	0 / 0%	0 / 0%	0 / 0%
S	***	0 / 0%	0 / 0%	0 / 0%	0 / 0%	0 / 0%	0 / 0%	0 / 0%
T	0	0 / 0%	0 / 0%	0 / 0%	0 / 0%	0 / 0%	0 / 0%	0 / 0%
-TC	0	0 / 0%	0 / 0%	0 / 0%	0 / 0%	0 / 0%	0 / 0%	0 / 0%
	0	0 / 0%	0 / 0%	0 / 0%	0 / 0%	0 / 0%	0 / 0%	0 / 0%

411 - TX COMMISSION OF FIRE PROTECTION - OTHER SERVICES UNADJUSTED GOAL IS 26%

-I	0	0 / 0%	0 / 0%	0 / 0%	0 / 0%	0 / 0%	0 / 0%	0 / 0%
N	0	0 / 0%	0 / 0%	0 / 0%	0 / 0%	0 / 0%	0 / 0%	0 / 0%
S	***	0 / 0%	0 / 0%	0 / 0%	0 / 0%	0 / 0%	0 / 0%	0 / 0%
T	\$52,657	\$14,742 / 28.00%	0 / 0%	0 / 0%	\$5,080 / 9.65%	\$9,662 / 18.35%	0 / 0%	0 / 0%
-TC	\$7,355	0 / 0%	0 / 0%	0 / 0%	0 / 0%	0 / 0%	0 / 0%	0 / 0%
	\$45,302	\$14,742 / 32.54%	0 / 0%	0 / 0%	\$5,080 / 11.21%	\$9,662 / 21.33%	0 / 0%	0 / 0%

411 - TX COMMISSION OF FIRE PROTECTION - COMMODITY PURCHASING UNADJUSTED GOAL IS 21.1%

-I	0	0 / 0%	0 / 0%	0 / 0%	0 / 0%	0 / 0%	0 / 0%	0 / 0%
N	0	0 / 0%	0 / 0%	0 / 0%	0 / 0%	0 / 0%	0 / 0%	0 / 0%
S	***	0 / 0%	0 / 0%	0 / 0%	0 / 0%	0 / 0%	0 / 0%	0 / 0%
T	\$650,372	\$42,526 / 6.54%	0 / 0%	0 / 0%	\$1,249 / 0.19%	\$41,277 / 6.35%	0 / 0%	0 / 0%
-TC	\$546,412	0 / 0%	0 / 0%	0 / 0%	0 / 0%	0 / 0%	0 / 0%	0 / 0%
	\$103,960	\$42,526 / 40.91%	0 / 0%	0 / 0%	\$1,249 / 1.20%	\$41,277 / 39.70%	0 / 0%	0 / 0%

*** DOLLARS REPORTED BUT NOT SHOWN IN THESE COLUMNS. T=TREASURY, N=NON-TREASURY, S=SUBCONTRACTOR FUNDS & PROCUREMENT CARD HUB PURCHASES, TC=TERM CONTRACT, I= INTER GOVERNMENTAL PAYMENTS.



TEXAS HISTORICALLY UNDERUTILIZED BUSINESS (HUB) ANNUAL REPORT RECEIVED FOR FISCAL YEAR 2024

SECTION VII - STATE AGENCY EXPENDITURE DATA

RECORD TYPE	TOTAL EXPENDITURE	TOTAL SPENT WITH HUBS AMOUNT / %	BLACK AMOUNT / %	HISPANIC AMOUNT / %	WOMAN AMOUNT / %	ASIAN PACIFIC AMOUNT / %	NATIVE AMERICAN AMOUNT / %	SERVICE-DISABLED VETERAN AMOUNT / %
411 - TX COMMISSION OF FIRE PROTECTION - Statewide Grand Total Expenditures								
-I	0	0 / 0%	0 / 0%	0 / 0%	0 / 0%	0 / 0%	0 / 0%	0 / 0%
N	0	0 / 0%	0 / 0%	0 / 0%	0 / 0%	0 / 0%	0 / 0%	0 / 0%
S	***	0 / 0%	0 / 0%	0 / 0%	0 / 0%	0 / 0%	0 / 0%	0 / 0%
T	\$703,029	\$57,268 / 8.15%	0 / 0%	0 / 0%	\$6,329 / 0.90%	\$50,939 / 7.25%	0 / 0%	0 / 0%
-TC	\$553,767	0 / 0%	0 / 0%	0 / 0%	0 / 0%	0 / 0%	0 / 0%	0 / 0%
	\$149,262	\$57,268 / 38.37%	0 / 0%	0 / 0%	\$6,329 / 4.24%	\$50,939 / 34.13%	0 / 0%	0 / 0%

*** DOLLARS REPORTED BUT NOT SHOWN IN THESE COLUMNS. T=TREASURY, N=NON-TREASURY, S=SUBCONTRACTOR FUNDS & PROCUREMENT CARD HUB PURCHASES, TC=TERM CONTRACT, I= INTER GOVERNMENTAL PAYMENTS.



TEXAS HISTORICALLY UNDERUTILIZED BUSINESS (HUB) ANNUAL REPORT RECEIVED FOR FISCAL YEAR 2024

SECTION VII - STATE AGENCY EXPENDITURE DATA

RECORD TYPE	TOTAL EXPENDITURE	TOTAL SPENT WITH HUBS AMOUNT / %	BLACK AMOUNT / %	HISPANIC AMOUNT / %	WOMAN AMOUNT / %	ASIAN PACIFIC AMOUNT / %	NATIVE AMERICAN AMOUNT / %	SERVICE-DISABLED VETERAN AMOUNT / %
448 - OFFICE OF INJURED EMPLOYEE COUNSEL - HEAVY CONSTRUCTION UNADJUSTED GOAL IS 11.2%								
-I	0	0 / 0%	0 / 0%	0 / 0%	0 / 0%	0 / 0%	0 / 0%	0 / 0%
N	0	0 / 0%	0 / 0%	0 / 0%	0 / 0%	0 / 0%	0 / 0%	0 / 0%
S	***	0 / 0%	0 / 0%	0 / 0%	0 / 0%	0 / 0%	0 / 0%	0 / 0%
T	0	0 / 0%	0 / 0%	0 / 0%	0 / 0%	0 / 0%	0 / 0%	0 / 0%
-TC	0	0 / 0%	0 / 0%	0 / 0%	0 / 0%	0 / 0%	0 / 0%	0 / 0%
	0	0 / 0%	0 / 0%	0 / 0%	0 / 0%	0 / 0%	0 / 0%	0 / 0%

448 - OFFICE OF INJURED EMPLOYEE COUNSEL - BUILDING CONSTRUCTION UNADJUSTED GOAL IS 21.1%								
-I	0	0 / 0%	0 / 0%	0 / 0%	0 / 0%	0 / 0%	0 / 0%	0 / 0%
N	0	0 / 0%	0 / 0%	0 / 0%	0 / 0%	0 / 0%	0 / 0%	0 / 0%
S	***	0 / 0%	0 / 0%	0 / 0%	0 / 0%	0 / 0%	0 / 0%	0 / 0%
T	0	0 / 0%	0 / 0%	0 / 0%	0 / 0%	0 / 0%	0 / 0%	0 / 0%
-TC	0	0 / 0%	0 / 0%	0 / 0%	0 / 0%	0 / 0%	0 / 0%	0 / 0%
	0	0 / 0%	0 / 0%	0 / 0%	0 / 0%	0 / 0%	0 / 0%	0 / 0%

448 - OFFICE OF INJURED EMPLOYEE COUNSEL - SPECIAL TRADE UNADJUSTED GOAL IS 32.9%								
-I	0	0 / 0%	0 / 0%	0 / 0%	0 / 0%	0 / 0%	0 / 0%	0 / 0%
N	0	0 / 0%	0 / 0%	0 / 0%	0 / 0%	0 / 0%	0 / 0%	0 / 0%
S	***	0 / 0%	0 / 0%	0 / 0%	0 / 0%	0 / 0%	0 / 0%	0 / 0%
T	0	0 / 0%	0 / 0%	0 / 0%	0 / 0%	0 / 0%	0 / 0%	0 / 0%
-TC	0	0 / 0%	0 / 0%	0 / 0%	0 / 0%	0 / 0%	0 / 0%	0 / 0%
	0	0 / 0%	0 / 0%	0 / 0%	0 / 0%	0 / 0%	0 / 0%	0 / 0%

*** DOLLARS REPORTED BUT NOT SHOWN IN THESE COLUMNS. T=TREASURY, N=NON-TREASURY, S=SUBCONTRACTOR FUNDS & PROCUREMENT CARD HUB PURCHASES, TC=TERM CONTRACT, I= INTER GOVERNMENTAL PAYMENTS.



TEXAS HISTORICALLY UNDERUTILIZED BUSINESS (HUB) ANNUAL REPORT RECEIVED FOR FISCAL YEAR 2024

SECTION VII - STATE AGENCY EXPENDITURE DATA

RECORD TYPE	TOTAL EXPENDITURE	TOTAL SPENT WITH HUBS AMOUNT / %	BLACK AMOUNT / %	HISPANIC AMOUNT / %	WOMAN AMOUNT / %	ASIAN PACIFIC AMOUNT / %	NATIVE AMERICAN AMOUNT / %	SERVICE-DISABLED VETERAN AMOUNT / %
448 - OFFICE OF INJURED EMPLOYEE COUNSEL - PROFESSIONAL SERVICES UNADJUSTED GOAL IS 23.7%								
-I	0	0 / 0%	0 / 0%	0 / 0%	0 / 0%	0 / 0%	0 / 0%	0 / 0%
N	0	0 / 0%	0 / 0%	0 / 0%	0 / 0%	0 / 0%	0 / 0%	0 / 0%
S	***	0 / 0%	0 / 0%	0 / 0%	0 / 0%	0 / 0%	0 / 0%	0 / 0%
T	0	0 / 0%	0 / 0%	0 / 0%	0 / 0%	0 / 0%	0 / 0%	0 / 0%
-TC	0	0 / 0%	0 / 0%	0 / 0%	0 / 0%	0 / 0%	0 / 0%	0 / 0%
	0	0 / 0%	0 / 0%	0 / 0%	0 / 0%	0 / 0%	0 / 0%	0 / 0%

448 - OFFICE OF INJURED EMPLOYEE COUNSEL - OTHER SERVICES UNADJUSTED GOAL IS 26%								
-I	\$2,229	0 / 0%	0 / 0%	0 / 0%	0 / 0%	0 / 0%	0 / 0%	0 / 0%
N	0	0 / 0%	0 / 0%	0 / 0%	0 / 0%	0 / 0%	0 / 0%	0 / 0%
S	***	0 / 0%	0 / 0%	0 / 0%	0 / 0%	0 / 0%	0 / 0%	0 / 0%
T	\$110,853	\$1,948 / 1.76%	0 / 0%	0 / 0%	\$1,034 / 0.93%	\$914 / 0.82%	0 / 0%	0 / 0%
-TC	\$221	\$221 / 100.00%	0 / 0%	0 / 0%	\$221 / 100.00%	0 / 0%	0 / 0%	0 / 0%
	\$108,403	\$1,727 / 1.59%	0 / 0%	0 / 0%	\$814 / 0.75%	\$914 / 0.84%	0 / 0%	0 / 0%

448 - OFFICE OF INJURED EMPLOYEE COUNSEL - COMMODITY PURCHASING UNADJUSTED GOAL IS 21.1%								
-I	0	0 / 0%	0 / 0%	0 / 0%	0 / 0%	0 / 0%	0 / 0%	0 / 0%
N	0	0 / 0%	0 / 0%	0 / 0%	0 / 0%	0 / 0%	0 / 0%	0 / 0%
S	***	0 / 0%	0 / 0%	0 / 0%	0 / 0%	0 / 0%	0 / 0%	0 / 0%
T	\$48,019	\$15,165 / 31.58%	0 / 0%	0 / 0%	\$2,043 / 4.25%	\$13,122 / 27.33%	0 / 0%	0 / 0%
-TC	\$207	0 / 0%	0 / 0%	0 / 0%	0 / 0%	0 / 0%	0 / 0%	0 / 0%
	\$47,812	\$15,165 / 31.72%	0 / 0%	0 / 0%	\$2,043 / 4.27%	\$13,122 / 27.45%	0 / 0%	0 / 0%

*** DOLLARS REPORTED BUT NOT SHOWN IN THESE COLUMNS. T=TREASURY, N=NON-TREASURY, S=SUBCONTRACTOR FUNDS & PROCUREMENT CARD HUB PURCHASES, TC=TERM CONTRACT, I= INTER GOVERNMENTAL PAYMENTS.



TEXAS HISTORICALLY UNDERUTILIZED BUSINESS (HUB) ANNUAL REPORT RECEIVED FOR FISCAL YEAR 2024

SECTION VII - STATE AGENCY EXPENDITURE DATA

RECORD TYPE	TOTAL EXPENDITURE	TOTAL SPENT WITH HUBS AMOUNT / %	BLACK AMOUNT / %	HISPANIC AMOUNT / %	WOMAN AMOUNT / %	ASIAN PACIFIC AMOUNT / %	NATIVE AMERICAN AMOUNT / %	SERVICE-DISABLED VETERAN AMOUNT / %
448 - OFFICE OF INJURED EMPLOYEE COUNSEL - Statewide Grand Total Expenditures								
-I	\$2,229	0 / 0%	0 / 0%	0 / 0%	0 / 0%	0 / 0%	0 / 0%	0 / 0%
N	0	0 / 0%	0 / 0%	0 / 0%	0 / 0%	0 / 0%	0 / 0%	0 / 0%
S	***	0 / 0%	0 / 0%	0 / 0%	0 / 0%	0 / 0%	0 / 0%	0 / 0%
T	\$158,872	\$17,112 / 10.77%	0 / 0%	0 / 0%	\$3,077 / 1.94%	\$14,036 / 8.83%	0 / 0%	0 / 0%
-TC	\$428	\$221 / 51.58%	0 / 0%	0 / 0%	\$221 / 51.58%	0 / 0%	0 / 0%	0 / 0%
	\$156,215	\$16,892 / 10.81%	0 / 0%	0 / 0%	\$2,856 / 1.83%	\$14,036 / 8.98%	0 / 0%	0 / 0%

*** DOLLARS REPORTED BUT NOT SHOWN IN THESE COLUMNS. T=TREASURY, N=NON-TREASURY, S=SUBCONTRACTOR FUNDS & PROCUREMENT CARD HUB PURCHASES, TC=TERM CONTRACT, I= INTER GOVERNMENTAL PAYMENTS.



TEXAS HISTORICALLY UNDERUTILIZED BUSINESS (HUB) ANNUAL REPORT RECEIVED FOR FISCAL YEAR 2024

SECTION VII - STATE AGENCY EXPENDITURE DATA

RECORD TYPE	TOTAL EXPENDITURE	TOTAL SPENT WITH HUBS AMOUNT / %	BLACK AMOUNT / %	HISPANIC AMOUNT / %	WOMAN AMOUNT / %	ASIAN PACIFIC AMOUNT / %	NATIVE AMERICAN AMOUNT / %	SERVICE-DISABLED VETERAN AMOUNT / %
#MULTIVALUE								
-I	0	0 / 0%	0 / 0%	0 / 0%	0 / 0%	0 / 0%	0 / 0%	0 / 0%
N	0	0 / 0%	0 / 0%	0 / 0%	0 / 0%	0 / 0%	0 / 0%	0 / 0%
S	***	0 / 0%	0 / 0%	0 / 0%	0 / 0%	0 / 0%	0 / 0%	0 / 0%
T	0	0 / 0%	0 / 0%	0 / 0%	0 / 0%	0 / 0%	0 / 0%	0 / 0%
-TC	0	0 / 0%	0 / 0%	0 / 0%	0 / 0%	0 / 0%	0 / 0%	0 / 0%
	0	0 / 0%	0 / 0%	0 / 0%	0 / 0%	0 / 0%	0 / 0%	0 / 0%

#MULTIVALUE								
-I	0	0 / 0%	0 / 0%	0 / 0%	0 / 0%	0 / 0%	0 / 0%	0 / 0%
N	0	0 / 0%	0 / 0%	0 / 0%	0 / 0%	0 / 0%	0 / 0%	0 / 0%
S	***	0 / 0%	0 / 0%	0 / 0%	0 / 0%	0 / 0%	0 / 0%	0 / 0%
T	0	0 / 0%	0 / 0%	0 / 0%	0 / 0%	0 / 0%	0 / 0%	0 / 0%
-TC	0	0 / 0%	0 / 0%	0 / 0%	0 / 0%	0 / 0%	0 / 0%	0 / 0%
	0	0 / 0%	0 / 0%	0 / 0%	0 / 0%	0 / 0%	0 / 0%	0 / 0%

#MULTIVALUE								
-I	0	0 / 0%	0 / 0%	0 / 0%	0 / 0%	0 / 0%	0 / 0%	0 / 0%
N	0	0 / 0%	0 / 0%	0 / 0%	0 / 0%	0 / 0%	0 / 0%	0 / 0%
S	***	0 / 0%	0 / 0%	0 / 0%	0 / 0%	0 / 0%	0 / 0%	0 / 0%
T	0	0 / 0%	0 / 0%	0 / 0%	0 / 0%	0 / 0%	0 / 0%	0 / 0%
-TC	0	0 / 0%	0 / 0%	0 / 0%	0 / 0%	0 / 0%	0 / 0%	0 / 0%
	0	0 / 0%	0 / 0%	0 / 0%	0 / 0%	0 / 0%	0 / 0%	0 / 0%

*** DOLLARS REPORTED BUT NOT SHOWN IN THESE COLUMNS. T=TREASURY, N=NON-TREASURY, S=SUBCONTRACTOR FUNDS & PROCUREMENT CARD HUB PURCHASES, TC=TERM CONTRACT, I= INTER GOVERNMENTAL PAYMENTS.



TEXAS HISTORICALLY UNDERUTILIZED BUSINESS (HUB) ANNUAL REPORT RECEIVED FOR FISCAL YEAR 2024

SECTION VII - STATE AGENCY EXPENDITURE DATA

RECORD TYPE	TOTAL EXPENDITURE	TOTAL SPENT WITH HUBS AMOUNT / %	BLACK AMOUNT / %	HISPANIC AMOUNT / %	WOMAN AMOUNT / %	ASIAN PACIFIC AMOUNT / %	NATIVE AMERICAN AMOUNT / %	SERVICE-DISABLED VETERAN AMOUNT / %
#MULTIVALUE								
-I	0	0 / 0%	0 / 0%	0 / 0%	0 / 0%	0 / 0%	0 / 0%	0 / 0%
N	0	0 / 0%	0 / 0%	0 / 0%	0 / 0%	0 / 0%	0 / 0%	0 / 0%
S	***	0 / 0%	0 / 0%	0 / 0%	0 / 0%	0 / 0%	0 / 0%	0 / 0%
T	\$30,700	\$30,700 / 100.00%	0 / 0%	\$30,700 / 100.00%	0 / 0%	0 / 0%	0 / 0%	0 / 0%
-TC	0	0 / 0%	0 / 0%	0 / 0%	0 / 0%	0 / 0%	0 / 0%	0 / 0%
	\$30,700	\$30,700 / 100.00%	0 / 0%	\$30,700 / 100.00%	0 / 0%	0 / 0%	0 / 0%	0 / 0%

#MULTIVALUE								
-I	0	0 / 0%	0 / 0%	0 / 0%	0 / 0%	0 / 0%	0 / 0%	0 / 0%
N	0	0 / 0%	0 / 0%	0 / 0%	0 / 0%	0 / 0%	0 / 0%	0 / 0%
S	***	0 / 0%	0 / 0%	0 / 0%	0 / 0%	0 / 0%	0 / 0%	0 / 0%
T	\$256,510	\$127,285 / 49.62%	\$1,360 / 0.53%	\$2,061 / 0.80%	\$123,864 / 48.29%	0 / 0%	0 / 0%	0 / 0%
-TC	\$1,312	0 / 0%	0 / 0%	0 / 0%	0 / 0%	0 / 0%	0 / 0%	0 / 0%
	\$255,197	\$127,285 / 49.88%	\$1,360 / 0.53%	\$2,061 / 0.81%	\$123,864 / 48.54%	0 / 0%	0 / 0%	0 / 0%

#MULTIVALUE								
-I	0	0 / 0%	0 / 0%	0 / 0%	0 / 0%	0 / 0%	0 / 0%	0 / 0%
N	0	0 / 0%	0 / 0%	0 / 0%	0 / 0%	0 / 0%	0 / 0%	0 / 0%
S	***	0 / 0%	0 / 0%	0 / 0%	0 / 0%	0 / 0%	0 / 0%	0 / 0%
T	\$56,702	\$291 / 0.51%	0 / 0%	0 / 0%	\$291 / 0.51%	0 / 0%	0 / 0%	0 / 0%
-TC	\$769	0 / 0%	0 / 0%	0 / 0%	0 / 0%	0 / 0%	0 / 0%	0 / 0%
	\$55,933	\$291 / 0.52%	0 / 0%	0 / 0%	\$291 / 0.52%	0 / 0%	0 / 0%	0 / 0%

*** DOLLARS REPORTED BUT NOT SHOWN IN THESE COLUMNS. T=TREASURY, N=NON-TREASURY, S=SUBCONTRACTOR FUNDS & PROCUREMENT CARD HUB PURCHASES, TC=TERM CONTRACT, I= INTER GOVERNMENTAL PAYMENTS.



TEXAS HISTORICALLY UNDERUTILIZED BUSINESS (HUB) ANNUAL REPORT RECEIVED FOR FISCAL YEAR 2024

SECTION VII - STATE AGENCY EXPENDITURE DATA

RECORD TYPE	TOTAL EXPENDITURE	TOTAL SPENT WITH HUBS AMOUNT / %	BLACK AMOUNT / %	HISPANIC AMOUNT / %	WOMAN AMOUNT / %	ASIAN PACIFIC AMOUNT / %	NATIVE AMERICAN AMOUNT / %	SERVICE-DISABLED VETERAN AMOUNT / %
#MULTIVALUE								
-I	0	0 / 0%	0 / 0%	0 / 0%	0 / 0%	0 / 0%	0 / 0%	0 / 0%
N	0	0 / 0%	0 / 0%	0 / 0%	0 / 0%	0 / 0%	0 / 0%	0 / 0%
S	***	0 / 0%	0 / 0%	0 / 0%	0 / 0%	0 / 0%	0 / 0%	0 / 0%
T	\$343,912	\$158,276 / 46.02%	\$1,360 / 0.40%	\$32,761 / 9.53%	\$124,155 / 36.10%	0 / 0%	0 / 0%	0 / 0%
-TC	\$2,082	0 / 0%	0 / 0%	0 / 0%	0 / 0%	0 / 0%	0 / 0%	0 / 0%
	\$341,830	\$158,276 / 46.30%	\$1,360 / 0.40%	\$32,761 / 9.58%	\$124,155 / 36.32%	0 / 0%	0 / 0%	0 / 0%

*** DOLLARS REPORTED BUT NOT SHOWN IN THESE COLUMNS. T=TREASURY, N=NON-TREASURY, S=SUBCONTRACTOR FUNDS & PROCUREMENT CARD HUB PURCHASES, TC=TERM CONTRACT, I= INTER GOVERNMENTAL PAYMENTS.



TEXAS HISTORICALLY UNDERUTILIZED BUSINESS (HUB) ANNUAL REPORT RECEIVED FOR FISCAL YEAR 2024

SECTION VII - STATE AGENCY EXPENDITURE DATA

RECORD TYPE	TOTAL EXPENDITURE	TOTAL SPENT WITH HUBS AMOUNT / %	BLACK AMOUNT / %	HISPANIC AMOUNT / %	WOMAN AMOUNT / %	ASIAN PACIFIC AMOUNT / %	NATIVE AMERICAN AMOUNT / %	SERVICE-DISABLED VETERAN AMOUNT / %
#MULTIVALUE								
-I	0	0 / 0%	0 / 0%	0 / 0%	0 / 0%	0 / 0%	0 / 0%	0 / 0%
N	0	0 / 0%	0 / 0%	0 / 0%	0 / 0%	0 / 0%	0 / 0%	0 / 0%
S	***	0 / 0%	0 / 0%	0 / 0%	0 / 0%	0 / 0%	0 / 0%	0 / 0%
T	0	0 / 0%	0 / 0%	0 / 0%	0 / 0%	0 / 0%	0 / 0%	0 / 0%
-TC	0	0 / 0%	0 / 0%	0 / 0%	0 / 0%	0 / 0%	0 / 0%	0 / 0%
	0	0 / 0%	0 / 0%	0 / 0%	0 / 0%	0 / 0%	0 / 0%	0 / 0%

#MULTIVALUE								
-I	0	0 / 0%	0 / 0%	0 / 0%	0 / 0%	0 / 0%	0 / 0%	0 / 0%
N	0	0 / 0%	0 / 0%	0 / 0%	0 / 0%	0 / 0%	0 / 0%	0 / 0%
S	***	0 / 0%	0 / 0%	0 / 0%	0 / 0%	0 / 0%	0 / 0%	0 / 0%
T	0	0 / 0%	0 / 0%	0 / 0%	0 / 0%	0 / 0%	0 / 0%	0 / 0%
-TC	0	0 / 0%	0 / 0%	0 / 0%	0 / 0%	0 / 0%	0 / 0%	0 / 0%
	0	0 / 0%	0 / 0%	0 / 0%	0 / 0%	0 / 0%	0 / 0%	0 / 0%

#MULTIVALUE								
-I	0	0 / 0%	0 / 0%	0 / 0%	0 / 0%	0 / 0%	0 / 0%	0 / 0%
N	0	0 / 0%	0 / 0%	0 / 0%	0 / 0%	0 / 0%	0 / 0%	0 / 0%
S	***	0 / 0%	0 / 0%	0 / 0%	0 / 0%	0 / 0%	0 / 0%	0 / 0%
T	0	0 / 0%	0 / 0%	0 / 0%	0 / 0%	0 / 0%	0 / 0%	0 / 0%
-TC	0	0 / 0%	0 / 0%	0 / 0%	0 / 0%	0 / 0%	0 / 0%	0 / 0%
	0	0 / 0%	0 / 0%	0 / 0%	0 / 0%	0 / 0%	0 / 0%	0 / 0%

*** DOLLARS REPORTED BUT NOT SHOWN IN THESE COLUMNS. T=TREASURY, N=NON-TREASURY, S=SUBCONTRACTOR FUNDS & PROCUREMENT CARD HUB PURCHASES, TC=TERM CONTRACT, I= INTER GOVERNMENTAL PAYMENTS.



TEXAS HISTORICALLY UNDERUTILIZED BUSINESS (HUB) ANNUAL REPORT RECEIVED FOR FISCAL YEAR 2024

SECTION VII - STATE AGENCY EXPENDITURE DATA

RECORD TYPE	TOTAL EXPENDITURE	TOTAL SPENT WITH HUBS AMOUNT / %	BLACK AMOUNT / %	HISPANIC AMOUNT / %	WOMAN AMOUNT / %	ASIAN PACIFIC AMOUNT / %	NATIVE AMERICAN AMOUNT / %	SERVICE-DISABLED VETERAN AMOUNT / %
#MULTIVALUE								
-I	0	0 / 0%	0 / 0%	0 / 0%	0 / 0%	0 / 0%	0 / 0%	0 / 0%
N	0	0 / 0%	0 / 0%	0 / 0%	0 / 0%	0 / 0%	0 / 0%	0 / 0%
S	***	0 / 0%	0 / 0%	0 / 0%	0 / 0%	0 / 0%	0 / 0%	0 / 0%
T	\$30,700	\$30,700 / 100.00%	0 / 0%	\$30,700 / 100.00%	0 / 0%	0 / 0%	0 / 0%	0 / 0%
-TC	0	0 / 0%	0 / 0%	0 / 0%	0 / 0%	0 / 0%	0 / 0%	0 / 0%
	\$30,700	\$30,700 / 100.00%	0 / 0%	\$30,700 / 100.00%	0 / 0%	0 / 0%	0 / 0%	0 / 0%

#MULTIVALUE								
-I	0	0 / 0%	0 / 0%	0 / 0%	0 / 0%	0 / 0%	0 / 0%	0 / 0%
N	0	0 / 0%	0 / 0%	0 / 0%	0 / 0%	0 / 0%	0 / 0%	0 / 0%
S	***	0 / 0%	0 / 0%	0 / 0%	0 / 0%	0 / 0%	0 / 0%	0 / 0%
T	\$256,510	\$127,285 / 49.62%	\$1,360 / 0.53%	\$2,061 / 0.80%	\$123,864 / 48.29%	0 / 0%	0 / 0%	0 / 0%
-TC	\$1,312	0 / 0%	0 / 0%	0 / 0%	0 / 0%	0 / 0%	0 / 0%	0 / 0%
	\$255,197	\$127,285 / 49.88%	\$1,360 / 0.53%	\$2,061 / 0.81%	\$123,864 / 48.54%	0 / 0%	0 / 0%	0 / 0%

#MULTIVALUE								
-I	0	0 / 0%	0 / 0%	0 / 0%	0 / 0%	0 / 0%	0 / 0%	0 / 0%
N	0	0 / 0%	0 / 0%	0 / 0%	0 / 0%	0 / 0%	0 / 0%	0 / 0%
S	***	0 / 0%	0 / 0%	0 / 0%	0 / 0%	0 / 0%	0 / 0%	0 / 0%
T	\$56,702	\$291 / 0.51%	0 / 0%	0 / 0%	\$291 / 0.51%	0 / 0%	0 / 0%	0 / 0%
-TC	\$769	0 / 0%	0 / 0%	0 / 0%	0 / 0%	0 / 0%	0 / 0%	0 / 0%
	\$55,933	\$291 / 0.52%	0 / 0%	0 / 0%	\$291 / 0.52%	0 / 0%	0 / 0%	0 / 0%

*** DOLLARS REPORTED BUT NOT SHOWN IN THESE COLUMNS. T=TREASURY, N=NON-TREASURY, S=SUBCONTRACTOR FUNDS & PROCUREMENT CARD HUB PURCHASES, TC=TERM CONTRACT, I= INTER GOVERNMENTAL PAYMENTS.



TEXAS HISTORICALLY UNDERUTILIZED BUSINESS (HUB) ANNUAL REPORT RECEIVED FOR FISCAL YEAR 2024

SECTION VII - STATE AGENCY EXPENDITURE DATA

RECORD TYPE	TOTAL EXPENDITURE	TOTAL SPENT WITH HUBS AMOUNT / %	BLACK AMOUNT / %	HISPANIC AMOUNT / %	WOMAN AMOUNT / %	ASIAN PACIFIC AMOUNT / %	NATIVE AMERICAN AMOUNT / %	SERVICE-DISABLED VETERAN AMOUNT / %
#MULTIVALUE								
-I	0	0 / 0%	0 / 0%	0 / 0%	0 / 0%	0 / 0%	0 / 0%	0 / 0%
N	0	0 / 0%	0 / 0%	0 / 0%	0 / 0%	0 / 0%	0 / 0%	0 / 0%
S	***	0 / 0%	0 / 0%	0 / 0%	0 / 0%	0 / 0%	0 / 0%	0 / 0%
T	\$343,912	\$158,276 / 46.02%	\$1,360 / 0.40%	\$32,761 / 9.53%	\$124,155 / 36.10%	0 / 0%	0 / 0%	0 / 0%
-TC	\$2,082	0 / 0%	0 / 0%	0 / 0%	0 / 0%	0 / 0%	0 / 0%	0 / 0%
	\$341,830	\$158,276 / 46.30%	\$1,360 / 0.40%	\$32,761 / 9.58%	\$124,155 / 36.32%	0 / 0%	0 / 0%	0 / 0%

*** DOLLARS REPORTED BUT NOT SHOWN IN THESE COLUMNS. T=TREASURY, N=NON-TREASURY, S=SUBCONTRACTOR FUNDS & PROCUREMENT CARD HUB PURCHASES, TC=TERM CONTRACT, I= INTER GOVERNMENTAL PAYMENTS.



TEXAS HISTORICALLY UNDERUTILIZED BUSINESS (HUB) ANNUAL REPORT RECEIVED FOR FISCAL YEAR 2024

SECTION VII - STATE AGENCY EXPENDITURE DATA

RECORD TYPE	TOTAL EXPENDITURE	TOTAL SPENT WITH HUBS AMOUNT / %	BLACK AMOUNT / %	HISPANIC AMOUNT / %	WOMAN AMOUNT / %	ASIAN PACIFIC AMOUNT / %	NATIVE AMERICAN AMOUNT / %	SERVICE-DISABLED VETERAN AMOUNT / %
451 - DEPARTMENT OF BANKING - HEAVY CONSTRUCTION UNADJUSTED GOAL IS 11.2%								
-I	0	0 / 0%	0 / 0%	0 / 0%	0 / 0%	0 / 0%	0 / 0%	0 / 0%
N	0	0 / 0%	0 / 0%	0 / 0%	0 / 0%	0 / 0%	0 / 0%	0 / 0%
S	***	0 / 0%	0 / 0%	0 / 0%	0 / 0%	0 / 0%	0 / 0%	0 / 0%
T	0	0 / 0%	0 / 0%	0 / 0%	0 / 0%	0 / 0%	0 / 0%	0 / 0%
-TC	0	0 / 0%	0 / 0%	0 / 0%	0 / 0%	0 / 0%	0 / 0%	0 / 0%
	0	0 / 0%	0 / 0%	0 / 0%	0 / 0%	0 / 0%	0 / 0%	0 / 0%
451 - DEPARTMENT OF BANKING - BUILDING CONSTRUCTION UNADJUSTED GOAL IS 21.1%								
-I	0	0 / 0%	0 / 0%	0 / 0%	0 / 0%	0 / 0%	0 / 0%	0 / 0%
N	0	0 / 0%	0 / 0%	0 / 0%	0 / 0%	0 / 0%	0 / 0%	0 / 0%
S	***	0 / 0%	0 / 0%	0 / 0%	0 / 0%	0 / 0%	0 / 0%	0 / 0%
T	0	0 / 0%	0 / 0%	0 / 0%	0 / 0%	0 / 0%	0 / 0%	0 / 0%
-TC	0	0 / 0%	0 / 0%	0 / 0%	0 / 0%	0 / 0%	0 / 0%	0 / 0%
	0	0 / 0%	0 / 0%	0 / 0%	0 / 0%	0 / 0%	0 / 0%	0 / 0%
451 - DEPARTMENT OF BANKING - SPECIAL TRADE UNADJUSTED GOAL IS 32.9%								
-I	0	0 / 0%	0 / 0%	0 / 0%	0 / 0%	0 / 0%	0 / 0%	0 / 0%
N	0	0 / 0%	0 / 0%	0 / 0%	0 / 0%	0 / 0%	0 / 0%	0 / 0%
S	***	0 / 0%	0 / 0%	0 / 0%	0 / 0%	0 / 0%	0 / 0%	0 / 0%
T	\$19,158	\$2,096 / 10.94%	0 / 0%	0 / 0%	\$2,096 / 10.94%	0 / 0%	0 / 0%	0 / 0%
-TC	0	0 / 0%	0 / 0%	0 / 0%	0 / 0%	0 / 0%	0 / 0%	0 / 0%
	\$19,158	\$2,096 / 10.94%	0 / 0%	0 / 0%	\$2,096 / 10.94%	0 / 0%	0 / 0%	0 / 0%

*** DOLLARS REPORTED BUT NOT SHOWN IN THESE COLUMNS. T=TREASURY, N=NON-TREASURY, S=SUBCONTRACTOR FUNDS & PROCUREMENT CARD HUB PURCHASES, TC=TERM CONTRACT, I= INTER GOVERNMENTAL PAYMENTS.



TEXAS HISTORICALLY UNDERUTILIZED BUSINESS (HUB) ANNUAL REPORT RECEIVED FOR FISCAL YEAR 2024

SECTION VII - STATE AGENCY EXPENDITURE DATA

RECORD TYPE	TOTAL EXPENDITURE	TOTAL SPENT WITH HUBS AMOUNT / %	BLACK AMOUNT / %	HISPANIC AMOUNT / %	WOMAN AMOUNT / %	ASIAN PACIFIC AMOUNT / %	NATIVE AMERICAN AMOUNT / %	SERVICE-DISABLED VETERAN AMOUNT / %
451 - DEPARTMENT OF BANKING - PROFESSIONAL SERVICES UNADJUSTED GOAL IS 23.7%								
-I	0	0 / 0%	0 / 0%	0 / 0%	0 / 0%	0 / 0%	0 / 0%	0 / 0%
N	0	0 / 0%	0 / 0%	0 / 0%	0 / 0%	0 / 0%	0 / 0%	0 / 0%
S	***	0 / 0%	0 / 0%	0 / 0%	0 / 0%	0 / 0%	0 / 0%	0 / 0%
T	\$56,355	\$53,155 / 94.32%	0 / 0%	\$53,155 / 94.32%	0 / 0%	0 / 0%	0 / 0%	0 / 0%
-TC	0	0 / 0%	0 / 0%	0 / 0%	0 / 0%	0 / 0%	0 / 0%	0 / 0%
	\$56,355	\$53,155 / 94.32%	0 / 0%	\$53,155 / 94.32%	0 / 0%	0 / 0%	0 / 0%	0 / 0%
451 - DEPARTMENT OF BANKING - OTHER SERVICES UNADJUSTED GOAL IS 26%								
-I	0	0 / 0%	0 / 0%	0 / 0%	0 / 0%	0 / 0%	0 / 0%	0 / 0%
N	0	0 / 0%	0 / 0%	0 / 0%	0 / 0%	0 / 0%	0 / 0%	0 / 0%
S	***	0 / 0%	0 / 0%	0 / 0%	0 / 0%	0 / 0%	0 / 0%	0 / 0%
T	\$760,122	\$17,079 / 2.25%	0 / 0%	\$4,747 / 0.62%	\$1,129 / 0.15%	\$11,204 / 1.47%	0 / 0%	0 / 0%
-TC	\$158	\$158 / 100.00%	0 / 0%	0 / 0%	\$158 / 100.00%	0 / 0%	0 / 0%	0 / 0%
	\$759,964	\$16,922 / 2.23%	0 / 0%	\$4,747 / 0.62%	\$971 / 0.13%	\$11,204 / 1.47%	0 / 0%	0 / 0%
451 - DEPARTMENT OF BANKING - COMMODITY PURCHASING UNADJUSTED GOAL IS 21.1%								
-I	0	0 / 0%	0 / 0%	0 / 0%	0 / 0%	0 / 0%	0 / 0%	0 / 0%
N	0	0 / 0%	0 / 0%	0 / 0%	0 / 0%	0 / 0%	0 / 0%	0 / 0%
S	***	0 / 0%	0 / 0%	0 / 0%	0 / 0%	0 / 0%	0 / 0%	0 / 0%
T	\$407,942	\$207,593 / 50.89%	0 / 0%	0 / 0%	\$86,888 / 21.30%	\$120,705 / 29.59%	0 / 0%	0 / 0%
-TC	\$286	0 / 0%	0 / 0%	0 / 0%	0 / 0%	0 / 0%	0 / 0%	0 / 0%
	\$407,656	\$207,593 / 50.92%	0 / 0%	0 / 0%	\$86,888 / 21.31%	\$120,705 / 29.61%	0 / 0%	0 / 0%

*** DOLLARS REPORTED BUT NOT SHOWN IN THESE COLUMNS. T=TREASURY, N=NON-TREASURY, S=SUBCONTRACTOR FUNDS & PROCUREMENT CARD HUB PURCHASES, TC=TERM CONTRACT, I= INTER GOVERNMENTAL PAYMENTS.



TEXAS HISTORICALLY UNDERUTILIZED BUSINESS (HUB) ANNUAL REPORT RECEIVED FOR FISCAL YEAR 2024

SECTION VII - STATE AGENCY EXPENDITURE DATA

RECORD TYPE	TOTAL EXPENDITURE	TOTAL SPENT WITH HUBS AMOUNT / %	BLACK AMOUNT / %	HISPANIC AMOUNT / %	WOMAN AMOUNT / %	ASIAN PACIFIC AMOUNT / %	NATIVE AMERICAN AMOUNT / %	SERVICE-DISABLED VETERAN AMOUNT / %
451 - DEPARTMENT OF BANKING - Statewide Grand Total Expenditures								
-I	0	0 / 0%	0 / 0%	0 / 0%	0 / 0%	0 / 0%	0 / 0%	0 / 0%
N	0	0 / 0%	0 / 0%	0 / 0%	0 / 0%	0 / 0%	0 / 0%	0 / 0%
S	***	0 / 0%	0 / 0%	0 / 0%	0 / 0%	0 / 0%	0 / 0%	0 / 0%
T	\$1,243,576	\$279,923 / 22.51%	0 / 0%	\$57,902 / 4.66%	\$90,113 / 7.25%	\$131,909 / 10.61%	0 / 0%	0 / 0%
-TC	\$443	\$158 / 35.53%	0 / 0%	0 / 0%	\$158 / 35.53%	0 / 0%	0 / 0%	0 / 0%
	\$1,243,133	\$279,766 / 22.50%	0 / 0%	\$57,902 / 4.66%	\$89,955 / 7.24%	\$131,909 / 10.61%	0 / 0%	0 / 0%

*** DOLLARS REPORTED BUT NOT SHOWN IN THESE COLUMNS. T=TREASURY, N=NON-TREASURY, S=SUBCONTRACTOR FUNDS & PROCUREMENT CARD HUB PURCHASES, TC=TERM CONTRACT, I= INTER GOVERNMENTAL PAYMENTS.



TEXAS HISTORICALLY UNDERUTILIZED BUSINESS (HUB) ANNUAL REPORT RECEIVED FOR FISCAL YEAR 2024

SECTION VII - STATE AGENCY EXPENDITURE DATA

RECORD TYPE	TOTAL EXPENDITURE	TOTAL SPENT WITH HUBS AMOUNT / %	BLACK AMOUNT / %	HISPANIC AMOUNT / %	WOMAN AMOUNT / %	ASIAN PACIFIC AMOUNT / %	NATIVE AMERICAN AMOUNT / %	SERVICE-DISABLED VETERAN AMOUNT / %
#MULTIVALUE								
-I	0	0 / 0%	0 / 0%	0 / 0%	0 / 0%	0 / 0%	0 / 0%	0 / 0%
N	0	0 / 0%	0 / 0%	0 / 0%	0 / 0%	0 / 0%	0 / 0%	0 / 0%
S	***	0 / 0%	0 / 0%	0 / 0%	0 / 0%	0 / 0%	0 / 0%	0 / 0%
T	0	0 / 0%	0 / 0%	0 / 0%	0 / 0%	0 / 0%	0 / 0%	0 / 0%
-TC	0	0 / 0%	0 / 0%	0 / 0%	0 / 0%	0 / 0%	0 / 0%	0 / 0%
	0	0 / 0%	0 / 0%	0 / 0%	0 / 0%	0 / 0%	0 / 0%	0 / 0%

#MULTIVALUE								
-I	0	0 / 0%	0 / 0%	0 / 0%	0 / 0%	0 / 0%	0 / 0%	0 / 0%
N	0	0 / 0%	0 / 0%	0 / 0%	0 / 0%	0 / 0%	0 / 0%	0 / 0%
S	***	0 / 0%	0 / 0%	0 / 0%	0 / 0%	0 / 0%	0 / 0%	0 / 0%
T	0	0 / 0%	0 / 0%	0 / 0%	0 / 0%	0 / 0%	0 / 0%	0 / 0%
-TC	0	0 / 0%	0 / 0%	0 / 0%	0 / 0%	0 / 0%	0 / 0%	0 / 0%
	0	0 / 0%	0 / 0%	0 / 0%	0 / 0%	0 / 0%	0 / 0%	0 / 0%

#MULTIVALUE								
-I	0	0 / 0%	0 / 0%	0 / 0%	0 / 0%	0 / 0%	0 / 0%	0 / 0%
N	0	0 / 0%	0 / 0%	0 / 0%	0 / 0%	0 / 0%	0 / 0%	0 / 0%
S	***	0 / 0%	0 / 0%	0 / 0%	0 / 0%	0 / 0%	0 / 0%	0 / 0%
T	0	0 / 0%	0 / 0%	0 / 0%	0 / 0%	0 / 0%	0 / 0%	0 / 0%
-TC	0	0 / 0%	0 / 0%	0 / 0%	0 / 0%	0 / 0%	0 / 0%	0 / 0%
	0	0 / 0%	0 / 0%	0 / 0%	0 / 0%	0 / 0%	0 / 0%	0 / 0%

*** DOLLARS REPORTED BUT NOT SHOWN IN THESE COLUMNS. T=TREASURY, N=NON-TREASURY, S=SUBCONTRACTOR FUNDS & PROCUREMENT CARD HUB PURCHASES, TC=TERM CONTRACT, I= INTER GOVERNMENTAL PAYMENTS.



TEXAS HISTORICALLY UNDERUTILIZED BUSINESS (HUB) ANNUAL REPORT RECEIVED FOR FISCAL YEAR 2024

SECTION VII - STATE AGENCY EXPENDITURE DATA

RECORD TYPE	TOTAL EXPENDITURE	TOTAL SPENT WITH HUBS AMOUNT / %	BLACK AMOUNT / %	HISPANIC AMOUNT / %	WOMAN AMOUNT / %	ASIAN PACIFIC AMOUNT / %	NATIVE AMERICAN AMOUNT / %	SERVICE-DISABLED VETERAN AMOUNT / %
#MULTIVALUE								
-I	0	0 / 0%	0 / 0%	0 / 0%	0 / 0%	0 / 0%	0 / 0%	0 / 0%
N	0	0 / 0%	0 / 0%	0 / 0%	0 / 0%	0 / 0%	0 / 0%	0 / 0%
S	***	0 / 0%	0 / 0%	0 / 0%	0 / 0%	0 / 0%	0 / 0%	0 / 0%
T	\$30,700	\$30,700 / 100.00%	0 / 0%	\$30,700 / 100.00%	0 / 0%	0 / 0%	0 / 0%	0 / 0%
-TC	0	0 / 0%	0 / 0%	0 / 0%	0 / 0%	0 / 0%	0 / 0%	0 / 0%
	\$30,700	\$30,700 / 100.00%	0 / 0%	\$30,700 / 100.00%	0 / 0%	0 / 0%	0 / 0%	0 / 0%

#MULTIVALUE								
-I	0	0 / 0%	0 / 0%	0 / 0%	0 / 0%	0 / 0%	0 / 0%	0 / 0%
N	0	0 / 0%	0 / 0%	0 / 0%	0 / 0%	0 / 0%	0 / 0%	0 / 0%
S	***	0 / 0%	0 / 0%	0 / 0%	0 / 0%	0 / 0%	0 / 0%	0 / 0%
T	\$256,510	\$127,285 / 49.62%	\$1,360 / 0.53%	\$2,061 / 0.80%	\$123,864 / 48.29%	0 / 0%	0 / 0%	0 / 0%
-TC	\$1,312	0 / 0%	0 / 0%	0 / 0%	0 / 0%	0 / 0%	0 / 0%	0 / 0%
	\$255,197	\$127,285 / 49.88%	\$1,360 / 0.53%	\$2,061 / 0.81%	\$123,864 / 48.54%	0 / 0%	0 / 0%	0 / 0%

#MULTIVALUE								
-I	0	0 / 0%	0 / 0%	0 / 0%	0 / 0%	0 / 0%	0 / 0%	0 / 0%
N	0	0 / 0%	0 / 0%	0 / 0%	0 / 0%	0 / 0%	0 / 0%	0 / 0%
S	***	0 / 0%	0 / 0%	0 / 0%	0 / 0%	0 / 0%	0 / 0%	0 / 0%
T	\$56,702	\$291 / 0.51%	0 / 0%	0 / 0%	\$291 / 0.51%	0 / 0%	0 / 0%	0 / 0%
-TC	\$769	0 / 0%	0 / 0%	0 / 0%	0 / 0%	0 / 0%	0 / 0%	0 / 0%
	\$55,933	\$291 / 0.52%	0 / 0%	0 / 0%	\$291 / 0.52%	0 / 0%	0 / 0%	0 / 0%

*** DOLLARS REPORTED BUT NOT SHOWN IN THESE COLUMNS. T=TREASURY, N=NON-TREASURY, S=SUBCONTRACTOR FUNDS & PROCUREMENT CARD HUB PURCHASES, TC=TERM CONTRACT, I= INTER GOVERNMENTAL PAYMENTS.



TEXAS HISTORICALLY UNDERUTILIZED BUSINESS (HUB) ANNUAL REPORT RECEIVED FOR FISCAL YEAR 2024

SECTION VII - STATE AGENCY EXPENDITURE DATA

RECORD TYPE	TOTAL EXPENDITURE	TOTAL SPENT WITH HUBS AMOUNT / %	BLACK AMOUNT / %	HISPANIC AMOUNT / %	WOMAN AMOUNT / %	ASIAN PACIFIC AMOUNT / %	NATIVE AMERICAN AMOUNT / %	SERVICE-DISABLED VETERAN AMOUNT / %
#MULTIVALUE								
-I	0	0 / 0%	0 / 0%	0 / 0%	0 / 0%	0 / 0%	0 / 0%	0 / 0%
N	0	0 / 0%	0 / 0%	0 / 0%	0 / 0%	0 / 0%	0 / 0%	0 / 0%
S	***	0 / 0%	0 / 0%	0 / 0%	0 / 0%	0 / 0%	0 / 0%	0 / 0%
T	\$343,912	\$158,276 / 46.02%	\$1,360 / 0.40%	\$32,761 / 9.53%	\$124,155 / 36.10%	0 / 0%	0 / 0%	0 / 0%
-TC	\$2,082	0 / 0%	0 / 0%	0 / 0%	0 / 0%	0 / 0%	0 / 0%	0 / 0%
	\$341,830	\$158,276 / 46.30%	\$1,360 / 0.40%	\$32,761 / 9.58%	\$124,155 / 36.32%	0 / 0%	0 / 0%	0 / 0%

*** DOLLARS REPORTED BUT NOT SHOWN IN THESE COLUMNS. T=TREASURY, N=NON-TREASURY, S=SUBCONTRACTOR FUNDS & PROCUREMENT CARD HUB PURCHASES, TC=TERM CONTRACT, I= INTER GOVERNMENTAL PAYMENTS.



TEXAS HISTORICALLY UNDERUTILIZED BUSINESS (HUB) ANNUAL REPORT RECEIVED FOR FISCAL YEAR 2024

SECTION VII - STATE AGENCY EXPENDITURE DATA

RECORD TYPE	TOTAL EXPENDITURE	TOTAL SPENT WITH HUBS AMOUNT / %	BLACK AMOUNT / %	HISPANIC AMOUNT / %	WOMAN AMOUNT / %	ASIAN PACIFIC AMOUNT / %	NATIVE AMERICAN AMOUNT / %	SERVICE-DISABLED VETERAN AMOUNT / %
#MULTIVALUE								
-I	0	0 / 0%	0 / 0%	0 / 0%	0 / 0%	0 / 0%	0 / 0%	0 / 0%
N	0	0 / 0%	0 / 0%	0 / 0%	0 / 0%	0 / 0%	0 / 0%	0 / 0%
S	***	0 / 0%	0 / 0%	0 / 0%	0 / 0%	0 / 0%	0 / 0%	0 / 0%
T	0	0 / 0%	0 / 0%	0 / 0%	0 / 0%	0 / 0%	0 / 0%	0 / 0%
-TC	0	0 / 0%	0 / 0%	0 / 0%	0 / 0%	0 / 0%	0 / 0%	0 / 0%
	0	0 / 0%	0 / 0%	0 / 0%	0 / 0%	0 / 0%	0 / 0%	0 / 0%

#MULTIVALUE								
-I	0	0 / 0%	0 / 0%	0 / 0%	0 / 0%	0 / 0%	0 / 0%	0 / 0%
N	0	0 / 0%	0 / 0%	0 / 0%	0 / 0%	0 / 0%	0 / 0%	0 / 0%
S	***	0 / 0%	0 / 0%	0 / 0%	0 / 0%	0 / 0%	0 / 0%	0 / 0%
T	0	0 / 0%	0 / 0%	0 / 0%	0 / 0%	0 / 0%	0 / 0%	0 / 0%
-TC	0	0 / 0%	0 / 0%	0 / 0%	0 / 0%	0 / 0%	0 / 0%	0 / 0%
	0	0 / 0%	0 / 0%	0 / 0%	0 / 0%	0 / 0%	0 / 0%	0 / 0%

#MULTIVALUE								
-I	0	0 / 0%	0 / 0%	0 / 0%	0 / 0%	0 / 0%	0 / 0%	0 / 0%
N	0	0 / 0%	0 / 0%	0 / 0%	0 / 0%	0 / 0%	0 / 0%	0 / 0%
S	***	0 / 0%	0 / 0%	0 / 0%	0 / 0%	0 / 0%	0 / 0%	0 / 0%
T	0	0 / 0%	0 / 0%	0 / 0%	0 / 0%	0 / 0%	0 / 0%	0 / 0%
-TC	0	0 / 0%	0 / 0%	0 / 0%	0 / 0%	0 / 0%	0 / 0%	0 / 0%
	0	0 / 0%	0 / 0%	0 / 0%	0 / 0%	0 / 0%	0 / 0%	0 / 0%

*** DOLLARS REPORTED BUT NOT SHOWN IN THESE COLUMNS. T=TREASURY, N=NON-TREASURY, S=SUBCONTRACTOR FUNDS & PROCUREMENT CARD HUB PURCHASES, TC=TERM CONTRACT, I= INTER GOVERNMENTAL PAYMENTS.



TEXAS HISTORICALLY UNDERUTILIZED BUSINESS (HUB) ANNUAL REPORT RECEIVED FOR FISCAL YEAR 2024

SECTION VII - STATE AGENCY EXPENDITURE DATA

RECORD TYPE	TOTAL EXPENDITURE	TOTAL SPENT WITH HUBS AMOUNT / %	BLACK AMOUNT / %	HISPANIC AMOUNT / %	WOMAN AMOUNT / %	ASIAN PACIFIC AMOUNT / %	NATIVE AMERICAN AMOUNT / %	SERVICE-DISABLED VETERAN AMOUNT / %
#MULTIVALUE								
-I	0	0 / 0%	0 / 0%	0 / 0%	0 / 0%	0 / 0%	0 / 0%	0 / 0%
N	0	0 / 0%	0 / 0%	0 / 0%	0 / 0%	0 / 0%	0 / 0%	0 / 0%
S	***	0 / 0%	0 / 0%	0 / 0%	0 / 0%	0 / 0%	0 / 0%	0 / 0%
T	\$30,700	\$30,700 / 100.00%	0 / 0%	\$30,700 / 100.00%	0 / 0%	0 / 0%	0 / 0%	0 / 0%
-TC	0	0 / 0%	0 / 0%	0 / 0%	0 / 0%	0 / 0%	0 / 0%	0 / 0%
	\$30,700	\$30,700 / 100.00%	0 / 0%	\$30,700 / 100.00%	0 / 0%	0 / 0%	0 / 0%	0 / 0%

#MULTIVALUE								
-I	0	0 / 0%	0 / 0%	0 / 0%	0 / 0%	0 / 0%	0 / 0%	0 / 0%
N	0	0 / 0%	0 / 0%	0 / 0%	0 / 0%	0 / 0%	0 / 0%	0 / 0%
S	***	0 / 0%	0 / 0%	0 / 0%	0 / 0%	0 / 0%	0 / 0%	0 / 0%
T	\$256,510	\$127,285 / 49.62%	\$1,360 / 0.53%	\$2,061 / 0.80%	\$123,864 / 48.29%	0 / 0%	0 / 0%	0 / 0%
-TC	\$1,312	0 / 0%	0 / 0%	0 / 0%	0 / 0%	0 / 0%	0 / 0%	0 / 0%
	\$255,197	\$127,285 / 49.88%	\$1,360 / 0.53%	\$2,061 / 0.81%	\$123,864 / 48.54%	0 / 0%	0 / 0%	0 / 0%

#MULTIVALUE								
-I	0	0 / 0%	0 / 0%	0 / 0%	0 / 0%	0 / 0%	0 / 0%	0 / 0%
N	0	0 / 0%	0 / 0%	0 / 0%	0 / 0%	0 / 0%	0 / 0%	0 / 0%
S	***	0 / 0%	0 / 0%	0 / 0%	0 / 0%	0 / 0%	0 / 0%	0 / 0%
T	\$56,702	\$291 / 0.51%	0 / 0%	0 / 0%	\$291 / 0.51%	0 / 0%	0 / 0%	0 / 0%
-TC	\$769	0 / 0%	0 / 0%	0 / 0%	0 / 0%	0 / 0%	0 / 0%	0 / 0%
	\$55,933	\$291 / 0.52%	0 / 0%	0 / 0%	\$291 / 0.52%	0 / 0%	0 / 0%	0 / 0%

*** DOLLARS REPORTED BUT NOT SHOWN IN THESE COLUMNS. T=TREASURY, N=NON-TREASURY, S=SUBCONTRACTOR FUNDS & PROCUREMENT CARD HUB PURCHASES, TC=TERM CONTRACT, I= INTER GOVERNMENTAL PAYMENTS.



TEXAS HISTORICALLY UNDERUTILIZED BUSINESS (HUB) ANNUAL REPORT RECEIVED FOR FISCAL YEAR 2024

SECTION VII - STATE AGENCY EXPENDITURE DATA

RECORD TYPE	TOTAL EXPENDITURE	TOTAL SPENT WITH HUBS AMOUNT / %	BLACK AMOUNT / %	HISPANIC AMOUNT / %	WOMAN AMOUNT / %	ASIAN PACIFIC AMOUNT / %	NATIVE AMERICAN AMOUNT / %	SERVICE-DISABLED VETERAN AMOUNT / %
#MULTIVALUE								
-I	0	0 / 0%	0 / 0%	0 / 0%	0 / 0%	0 / 0%	0 / 0%	0 / 0%
N	0	0 / 0%	0 / 0%	0 / 0%	0 / 0%	0 / 0%	0 / 0%	0 / 0%
S	***	0 / 0%	0 / 0%	0 / 0%	0 / 0%	0 / 0%	0 / 0%	0 / 0%
T	\$343,912	\$158,276 / 46.02%	\$1,360 / 0.40%	\$32,761 / 9.53%	\$124,155 / 36.10%	0 / 0%	0 / 0%	0 / 0%
-TC	\$2,082	0 / 0%	0 / 0%	0 / 0%	0 / 0%	0 / 0%	0 / 0%	0 / 0%
	\$341,830	\$158,276 / 46.30%	\$1,360 / 0.40%	\$32,761 / 9.58%	\$124,155 / 36.32%	0 / 0%	0 / 0%	0 / 0%

*** DOLLARS REPORTED BUT NOT SHOWN IN THESE COLUMNS. T=TREASURY, N=NON-TREASURY, S=SUBCONTRACTOR FUNDS & PROCUREMENT CARD HUB PURCHASES, TC=TERM CONTRACT, I= INTER GOVERNMENTAL PAYMENTS.



TEXAS HISTORICALLY UNDERUTILIZED BUSINESS (HUB) ANNUAL REPORT RECEIVED FOR FISCAL YEAR 2024

SECTION VII - STATE AGENCY EXPENDITURE DATA

RECORD TYPE	TOTAL EXPENDITURE	TOTAL SPENT WITH HUBS AMOUNT / %	BLACK AMOUNT / %	HISPANIC AMOUNT / %	WOMAN AMOUNT / %	ASIAN PACIFIC AMOUNT / %	NATIVE AMERICAN AMOUNT / %	SERVICE-DISABLED VETERAN AMOUNT / %
454 - TEXAS DEPARTMENT OF INSURANCE - HEAVY CONSTRUCTION UNADJUSTED GOAL IS 11.2%								
-I	0	0 / 0%	0 / 0%	0 / 0%	0 / 0%	0 / 0%	0 / 0%	0 / 0%
N	0	0 / 0%	0 / 0%	0 / 0%	0 / 0%	0 / 0%	0 / 0%	0 / 0%
S	***	0 / 0%	0 / 0%	0 / 0%	0 / 0%	0 / 0%	0 / 0%	0 / 0%
T	0	0 / 0%	0 / 0%	0 / 0%	0 / 0%	0 / 0%	0 / 0%	0 / 0%
-TC	0	0 / 0%	0 / 0%	0 / 0%	0 / 0%	0 / 0%	0 / 0%	0 / 0%
	0	0 / 0%	0 / 0%	0 / 0%	0 / 0%	0 / 0%	0 / 0%	0 / 0%
454 - TEXAS DEPARTMENT OF INSURANCE - BUILDING CONSTRUCTION UNADJUSTED GOAL IS 21.1%								
-I	0	0 / 0%	0 / 0%	0 / 0%	0 / 0%	0 / 0%	0 / 0%	0 / 0%
N	0	0 / 0%	0 / 0%	0 / 0%	0 / 0%	0 / 0%	0 / 0%	0 / 0%
S	***	0 / 0%	0 / 0%	0 / 0%	0 / 0%	0 / 0%	0 / 0%	0 / 0%
T	0	0 / 0%	0 / 0%	0 / 0%	0 / 0%	0 / 0%	0 / 0%	0 / 0%
-TC	0	0 / 0%	0 / 0%	0 / 0%	0 / 0%	0 / 0%	0 / 0%	0 / 0%
	0	0 / 0%	0 / 0%	0 / 0%	0 / 0%	0 / 0%	0 / 0%	0 / 0%
454 - TEXAS DEPARTMENT OF INSURANCE - SPECIAL TRADE UNADJUSTED GOAL IS 32.9%								
-I	0	0 / 0%	0 / 0%	0 / 0%	0 / 0%	0 / 0%	0 / 0%	0 / 0%
N	0	0 / 0%	0 / 0%	0 / 0%	0 / 0%	0 / 0%	0 / 0%	0 / 0%
S	***	0 / 0%	0 / 0%	0 / 0%	0 / 0%	0 / 0%	0 / 0%	0 / 0%
T	\$5,198	\$265 / 5.10%	0 / 0%	0 / 0%	\$265 / 5.10%	0 / 0%	0 / 0%	0 / 0%
-TC	0	0 / 0%	0 / 0%	0 / 0%	0 / 0%	0 / 0%	0 / 0%	0 / 0%
	\$5,198	\$265 / 5.10%	0 / 0%	0 / 0%	\$265 / 5.10%	0 / 0%	0 / 0%	0 / 0%

*** DOLLARS REPORTED BUT NOT SHOWN IN THESE COLUMNS. T=TREASURY, N=NON-TREASURY, S=SUBCONTRACTOR FUNDS & PROCUREMENT CARD HUB PURCHASES, TC=TERM CONTRACT, I= INTER GOVERNMENTAL PAYMENTS.



TEXAS HISTORICALLY UNDERUTILIZED BUSINESS (HUB) ANNUAL REPORT RECEIVED FOR FISCAL YEAR 2024

SECTION VII - STATE AGENCY EXPENDITURE DATA

RECORD TYPE	TOTAL EXPENDITURE	TOTAL SPENT WITH HUBS AMOUNT / %	BLACK AMOUNT / %	HISPANIC AMOUNT / %	WOMAN AMOUNT / %	ASIAN PACIFIC AMOUNT / %	NATIVE AMERICAN AMOUNT / %	SERVICE-DISABLED VETERAN AMOUNT / %
454 - TEXAS DEPARTMENT OF INSURANCE - PROFESSIONAL SERVICES UNADJUSTED GOAL IS 23.7%								
-I	0	0 / 0%	0 / 0%	0 / 0%	0 / 0%	0 / 0%	0 / 0%	0 / 0%
N	0	0 / 0%	0 / 0%	0 / 0%	0 / 0%	0 / 0%	0 / 0%	0 / 0%
S	***	0 / 0%	0 / 0%	0 / 0%	0 / 0%	0 / 0%	0 / 0%	0 / 0%
T	\$252,391	0 / 0%	0 / 0%	0 / 0%	0 / 0%	0 / 0%	0 / 0%	0 / 0%
-TC	0	0 / 0%	0 / 0%	0 / 0%	0 / 0%	0 / 0%	0 / 0%	0 / 0%
	\$252,391	0 / 0%	0 / 0%	0 / 0%	0 / 0%	0 / 0%	0 / 0%	0 / 0%

454 - TEXAS DEPARTMENT OF INSURANCE - OTHER SERVICES UNADJUSTED GOAL IS 26%								
-I	\$102,148	0 / 0%	0 / 0%	0 / 0%	0 / 0%	0 / 0%	0 / 0%	0 / 0%
N	0	0 / 0%	0 / 0%	0 / 0%	0 / 0%	0 / 0%	0 / 0%	0 / 0%
S	***	0 / 0%	0 / 0%	0 / 0%	0 / 0%	0 / 0%	0 / 0%	0 / 0%
T	\$7,368,907	\$2,839,250 / 38.53%	\$17,738 / 0.24%	\$312,712 / 4.24%	\$858,224 / 11.65%	\$1,643,282 / 22.30%	\$7,293 / 0.10%	0 / 0%
-TC	\$69,681	0 / 0%	0 / 0%	0 / 0%	0 / 0%	0 / 0%	0 / 0%	0 / 0%
	\$7,197,078	\$2,839,250 / 39.45%	\$17,738 / 0.25%	\$312,712 / 4.34%	\$858,224 / 11.92%	\$1,643,282 / 22.83%	\$7,293 / 0.10%	0 / 0%

454 - TEXAS DEPARTMENT OF INSURANCE - COMMODITY PURCHASING UNADJUSTED GOAL IS 21.1%								
-I	\$1,437	0 / 0%	0 / 0%	0 / 0%	0 / 0%	0 / 0%	0 / 0%	0 / 0%
N	0	0 / 0%	0 / 0%	0 / 0%	0 / 0%	0 / 0%	0 / 0%	0 / 0%
S	***	0 / 0%	0 / 0%	0 / 0%	0 / 0%	0 / 0%	0 / 0%	0 / 0%
T	\$4,749,086	\$340,790 / 7.18%	\$11,016 / 0.23%	\$42,794 / 0.90%	\$112,488 / 2.37%	\$174,074 / 3.67%	0 / 0%	\$418 / 0.01%
-TC	\$561,282	0 / 0%	0 / 0%	0 / 0%	0 / 0%	0 / 0%	0 / 0%	0 / 0%
	\$4,186,366	\$340,790 / 8.14%	\$11,016 / 0.26%	\$42,794 / 1.02%	\$112,488 / 2.69%	\$174,074 / 4.16%	0 / 0%	\$418 / 0.01%

*** DOLLARS REPORTED BUT NOT SHOWN IN THESE COLUMNS. T=TREASURY, N=NON-TREASURY, S=SUBCONTRACTOR FUNDS & PROCUREMENT CARD HUB PURCHASES, TC=TERM CONTRACT, I= INTER GOVERNMENTAL PAYMENTS.



TEXAS HISTORICALLY UNDERUTILIZED BUSINESS (HUB) ANNUAL REPORT RECEIVED FOR FISCAL YEAR 2024

SECTION VII - STATE AGENCY EXPENDITURE DATA

RECORD TYPE	TOTAL EXPENDITURE	TOTAL SPENT WITH HUBS AMOUNT / %	BLACK AMOUNT / %	HISPANIC AMOUNT / %	WOMAN AMOUNT / %	ASIAN PACIFIC AMOUNT / %	NATIVE AMERICAN AMOUNT / %	SERVICE-DISABLED VETERAN AMOUNT / %
454 - TEXAS DEPARTMENT OF INSURANCE - Statewide Grand Total Expenditures								
-I	\$103,585	0 / 0%	0 / 0%	0 / 0%	0 / 0%	0 / 0%	0 / 0%	0 / 0%
N	0	0 / 0%	0 / 0%	0 / 0%	0 / 0%	0 / 0%	0 / 0%	0 / 0%
S	***	0 / 0%	0 / 0%	0 / 0%	0 / 0%	0 / 0%	0 / 0%	0 / 0%
T	\$12,375,582	\$3,180,304 / 25.70%	\$28,754 / 0.23%	\$355,506 / 2.87%	\$970,978 / 7.85%	\$1,817,356 / 14.69%	\$7,293 / 0.06%	\$418 / 0.00%
-TC	\$630,963	0 / 0%	0 / 0%	0 / 0%	0 / 0%	0 / 0%	0 / 0%	0 / 0%
	\$11,641,033	\$3,180,304 / 27.32%	\$28,754 / 0.25%	\$355,506 / 3.05%	\$970,978 / 8.34%	\$1,817,356 / 15.61%	\$7,293 / 0.06%	\$418 / 0.00%

*** DOLLARS REPORTED BUT NOT SHOWN IN THESE COLUMNS. T=TREASURY, N=NON-TREASURY, S=SUBCONTRACTOR FUNDS & PROCUREMENT CARD HUB PURCHASES, TC=TERM CONTRACT, I= INTER GOVERNMENTAL PAYMENTS.



TEXAS HISTORICALLY UNDERUTILIZED BUSINESS (HUB) ANNUAL REPORT RECEIVED FOR FISCAL YEAR 2024

SECTION VII - STATE AGENCY EXPENDITURE DATA

RECORD TYPE	TOTAL EXPENDITURE	TOTAL SPENT WITH HUBS AMOUNT / %	BLACK AMOUNT / %	HISPANIC AMOUNT / %	WOMAN AMOUNT / %	ASIAN PACIFIC AMOUNT / %	NATIVE AMERICAN AMOUNT / %	SERVICE-DISABLED VETERAN AMOUNT / %
-------------	-------------------	----------------------------------	------------------	---------------------	------------------	--------------------------	----------------------------	-------------------------------------

455 - RAILROAD COMMISSION OF TEXAS - HEAVY CONSTRUCTION UNADJUSTED GOAL IS 11.2%

-I	0	0 / 0%	0 / 0%	0 / 0%	0 / 0%	0 / 0%	0 / 0%	0 / 0%
N	0	0 / 0%	0 / 0%	0 / 0%	0 / 0%	0 / 0%	0 / 0%	0 / 0%
S	***	0 / 0%	0 / 0%	0 / 0%	0 / 0%	0 / 0%	0 / 0%	0 / 0%
T	0	0 / 0%	0 / 0%	0 / 0%	0 / 0%	0 / 0%	0 / 0%	0 / 0%
-TC	0	0 / 0%	0 / 0%	0 / 0%	0 / 0%	0 / 0%	0 / 0%	0 / 0%
	0	0 / 0%	0 / 0%	0 / 0%	0 / 0%	0 / 0%	0 / 0%	0 / 0%

455 - RAILROAD COMMISSION OF TEXAS - BUILDING CONSTRUCTION UNADJUSTED GOAL IS 21.1%

-I	0	0 / 0%	0 / 0%	0 / 0%	0 / 0%	0 / 0%	0 / 0%	0 / 0%
N	0	0 / 0%	0 / 0%	0 / 0%	0 / 0%	0 / 0%	0 / 0%	0 / 0%
S	***	0 / 0%	0 / 0%	0 / 0%	0 / 0%	0 / 0%	0 / 0%	0 / 0%
T	\$64	\$64 / 100.00%	0 / 0%	0 / 0%	\$64 / 100.00%	0 / 0%	0 / 0%	0 / 0%
-TC	0	0 / 0%	0 / 0%	0 / 0%	0 / 0%	0 / 0%	0 / 0%	0 / 0%
	\$64	\$64 / 100.00%	0 / 0%	0 / 0%	\$64 / 100.00%	0 / 0%	0 / 0%	0 / 0%

455 - RAILROAD COMMISSION OF TEXAS - SPECIAL TRADE UNADJUSTED GOAL IS 32.9%

-I	\$6,032	0 / 0%	0 / 0%	0 / 0%	0 / 0%	0 / 0%	0 / 0%	0 / 0%
N	0	0 / 0%	0 / 0%	0 / 0%	0 / 0%	0 / 0%	0 / 0%	0 / 0%
S	***	0 / 0%	0 / 0%	0 / 0%	0 / 0%	0 / 0%	0 / 0%	0 / 0%
T	\$26,666	\$2,500 / 9.38%	0 / 0%	\$2,500 / 9.38%	0 / 0%	0 / 0%	0 / 0%	0 / 0%
-TC	0	0 / 0%	0 / 0%	0 / 0%	0 / 0%	0 / 0%	0 / 0%	0 / 0%
	\$20,633	\$2,500 / 12.12%	0 / 0%	\$2,500 / 12.12%	0 / 0%	0 / 0%	0 / 0%	0 / 0%

*** DOLLARS REPORTED BUT NOT SHOWN IN THESE COLUMNS. T=TREASURY, N=NON-TREASURY, S=SUBCONTRACTOR FUNDS & PROCUREMENT CARD HUB PURCHASES, TC=TERM CONTRACT, I= INTER GOVERNMENTAL PAYMENTS.



TEXAS HISTORICALLY UNDERUTILIZED BUSINESS (HUB) ANNUAL REPORT RECEIVED FOR FISCAL YEAR 2024

SECTION VII - STATE AGENCY EXPENDITURE DATA

RECORD TYPE	TOTAL EXPENDITURE	TOTAL SPENT WITH HUBS AMOUNT / %	BLACK AMOUNT / %	HISPANIC AMOUNT / %	WOMAN AMOUNT / %	ASIAN PACIFIC AMOUNT / %	NATIVE AMERICAN AMOUNT / %	SERVICE-DISABLED VETERAN AMOUNT / %
455 - RAILROAD COMMISSION OF TEXAS - PROFESSIONAL SERVICES UNADJUSTED GOAL IS 23.7%								
-I	\$929,431	0 / 0%	0 / 0%	0 / 0%	0 / 0%	0 / 0%	0 / 0%	0 / 0%
N	0	0 / 0%	0 / 0%	0 / 0%	0 / 0%	0 / 0%	0 / 0%	0 / 0%
S	***	0 / 0%	0 / 0%	0 / 0%	0 / 0%	0 / 0%	0 / 0%	0 / 0%
T	\$1,120,403	\$190,972 / 17.04%	0 / 0%	0 / 0%	\$190,972 / 17.04%	0 / 0%	0 / 0%	0 / 0%
-TC	0	0 / 0%	0 / 0%	0 / 0%	0 / 0%	0 / 0%	0 / 0%	0 / 0%
	\$190,972	\$190,972 / 100.00%	0 / 0%	0 / 0%	\$190,972 / 100.00%	0 / 0%	0 / 0%	0 / 0%

455 - RAILROAD COMMISSION OF TEXAS - OTHER SERVICES UNADJUSTED GOAL IS 26%								
-I	\$71,075,235	0 / 0%	0 / 0%	0 / 0%	0 / 0%	0 / 0%	0 / 0%	0 / 0%
N	0	0 / 0%	0 / 0%	0 / 0%	0 / 0%	0 / 0%	0 / 0%	0 / 0%
S	***	\$205,885 / 9.68%	\$41 / 0.00%	\$43,804 / 2.06%	\$137,661 / 6.48%	\$24,378 / 1.15%	0 / 0%	0 / 0%
T	\$91,743,389	\$8,241,577 / 8.98%	\$62,993 / 0.07%	\$440,398 / 0.48%	\$3,149,015 / 3.43%	\$4,341,630 / 4.73%	\$236,565 / 0.26%	\$10,977 / 0.01%
-TC	\$616,581	\$7,896 / 1.28%	0 / 0%	0 / 0%	\$7,896 / 1.28%	0 / 0%	0 / 0%	0 / 0%
	\$20,051,573	\$8,439,567 / 42.09%	\$63,034 / 0.31%	\$484,202 / 2.41%	\$3,278,781 / 16.35%	\$4,366,008 / 21.77%	\$236,565 / 1.18%	\$10,977 / 0.05%

455 - RAILROAD COMMISSION OF TEXAS - COMMODITY PURCHASING UNADJUSTED GOAL IS 21.1%								
-I	\$114,267	0 / 0%	0 / 0%	0 / 0%	0 / 0%	0 / 0%	0 / 0%	0 / 0%
N	0	0 / 0%	0 / 0%	0 / 0%	0 / 0%	0 / 0%	0 / 0%	0 / 0%
S	***	\$35,649 / 3.46%	\$22,369 / 2.17%	0 / 0%	\$3,551 / 0.34%	\$9,729 / 0.94%	0 / 0%	0 / 0%
T	\$14,627,782	\$1,382,367 / 9.45%	\$61,076 / 0.42%	\$274,261 / 1.87%	\$805,744 / 5.51%	\$208,930 / 1.43%	0 / 0%	\$32,355 / 0.22%
-TC	\$11,323,743	\$568 / 0.01%	\$303 / 0.00%	0 / 0%	\$266 / 0.00%	0 / 0%	0 / 0%	0 / 0%
	\$3,189,773	\$1,417,447 / 44.44%	\$83,143 / 2.61%	\$274,261 / 8.60%	\$809,030 / 25.36%	\$218,659 / 6.85%	0 / 0%	\$32,355 / 1.01%

*** DOLLARS REPORTED BUT NOT SHOWN IN THESE COLUMNS. T=TREASURY, N=NON-TREASURY, S=SUBCONTRACTOR FUNDS & PROCUREMENT CARD HUB PURCHASES, TC=TERM CONTRACT, I= INTER GOVERNMENTAL PAYMENTS.



TEXAS HISTORICALLY UNDERUTILIZED BUSINESS (HUB) ANNUAL REPORT RECEIVED FOR FISCAL YEAR 2024

SECTION VII - STATE AGENCY EXPENDITURE DATA

RECORD TYPE	TOTAL EXPENDITURE	TOTAL SPENT WITH HUBS AMOUNT / %	BLACK AMOUNT / %	HISPANIC AMOUNT / %	WOMAN AMOUNT / %	ASIAN PACIFIC AMOUNT / %	NATIVE AMERICAN AMOUNT / %	SERVICE-DISABLED VETERAN AMOUNT / %
455 - RAILROAD COMMISSION OF TEXAS - Statewide Grand Total Expenditures								
-I	\$72,124,965	0 / 0%	0 / 0%	0 / 0%	0 / 0%	0 / 0%	0 / 0%	0 / 0%
N	0	0 / 0%	0 / 0%	0 / 0%	0 / 0%	0 / 0%	0 / 0%	0 / 0%
S	***	\$241,534 / 7.65%	\$22,410 / 0.71%	\$43,804 / 1.39%	\$141,212 / 4.47%	\$34,107 / 1.08%	0 / 0%	0 / 0%
T	\$107,518,304	\$9,817,480 / 9.13%	\$124,069 / 0.12%	\$717,159 / 0.67%	\$4,145,795 / 3.86%	\$4,550,560 / 4.23%	\$236,565 / 0.22%	\$43,332 / 0.04%
-TC	\$11,940,324	\$8,464 / 0.07%	\$303 / 0.00%	0 / 0%	\$8,161 / 0.07%	0 / 0%	0 / 0%	0 / 0%
	\$23,453,015	\$10,050,550 / 42.85%	\$146,177 / 0.62%	\$760,963 / 3.24%	\$4,278,846 / 18.24%	\$4,584,666 / 19.55%	\$236,565 / 1.01%	\$43,332 / 0.18%

*** DOLLARS REPORTED BUT NOT SHOWN IN THESE COLUMNS. T=TREASURY, N=NON-TREASURY, S=SUBCONTRACTOR FUNDS & PROCUREMENT CARD HUB PURCHASES, TC=TERM CONTRACT, I= INTER GOVERNMENTAL PAYMENTS.



TEXAS HISTORICALLY UNDERUTILIZED BUSINESS (HUB) ANNUAL REPORT RECEIVED FOR FISCAL YEAR 2024

SECTION VII - STATE AGENCY EXPENDITURE DATA

RECORD TYPE	TOTAL EXPENDITURE	TOTAL SPENT WITH HUBS AMOUNT / %	BLACK AMOUNT / %	HISPANIC AMOUNT / %	WOMAN AMOUNT / %	ASIAN PACIFIC AMOUNT / %	NATIVE AMERICAN AMOUNT / %	SERVICE-DISABLED VETERAN AMOUNT / %
456 - BOARD OF PLUMBING EXAMINERS - HEAVY CONSTRUCTION UNADJUSTED GOAL IS 11.2%								
-I	0	0 / 0%	0 / 0%	0 / 0%	0 / 0%	0 / 0%	0 / 0%	0 / 0%
N	0	0 / 0%	0 / 0%	0 / 0%	0 / 0%	0 / 0%	0 / 0%	0 / 0%
S	***	0 / 0%	0 / 0%	0 / 0%	0 / 0%	0 / 0%	0 / 0%	0 / 0%
T	0	0 / 0%	0 / 0%	0 / 0%	0 / 0%	0 / 0%	0 / 0%	0 / 0%
-TC	0	0 / 0%	0 / 0%	0 / 0%	0 / 0%	0 / 0%	0 / 0%	0 / 0%
	0	0 / 0%	0 / 0%	0 / 0%	0 / 0%	0 / 0%	0 / 0%	0 / 0%
456 - BOARD OF PLUMBING EXAMINERS - BUILDING CONSTRUCTION UNADJUSTED GOAL IS 21.1%								
-I	0	0 / 0%	0 / 0%	0 / 0%	0 / 0%	0 / 0%	0 / 0%	0 / 0%
N	0	0 / 0%	0 / 0%	0 / 0%	0 / 0%	0 / 0%	0 / 0%	0 / 0%
S	***	0 / 0%	0 / 0%	0 / 0%	0 / 0%	0 / 0%	0 / 0%	0 / 0%
T	0	0 / 0%	0 / 0%	0 / 0%	0 / 0%	0 / 0%	0 / 0%	0 / 0%
-TC	0	0 / 0%	0 / 0%	0 / 0%	0 / 0%	0 / 0%	0 / 0%	0 / 0%
	0	0 / 0%	0 / 0%	0 / 0%	0 / 0%	0 / 0%	0 / 0%	0 / 0%
456 - BOARD OF PLUMBING EXAMINERS - SPECIAL TRADE UNADJUSTED GOAL IS 32.9%								
-I	0	0 / 0%	0 / 0%	0 / 0%	0 / 0%	0 / 0%	0 / 0%	0 / 0%
N	0	0 / 0%	0 / 0%	0 / 0%	0 / 0%	0 / 0%	0 / 0%	0 / 0%
S	***	0 / 0%	0 / 0%	0 / 0%	0 / 0%	0 / 0%	0 / 0%	0 / 0%
T	\$11,705	0 / 0%	0 / 0%	0 / 0%	0 / 0%	0 / 0%	0 / 0%	0 / 0%
-TC	0	0 / 0%	0 / 0%	0 / 0%	0 / 0%	0 / 0%	0 / 0%	0 / 0%
	\$11,705	0 / 0%	0 / 0%	0 / 0%	0 / 0%	0 / 0%	0 / 0%	0 / 0%

*** DOLLARS REPORTED BUT NOT SHOWN IN THESE COLUMNS. T=TREASURY, N=NON-TREASURY, S=SUBCONTRACTOR FUNDS & PROCUREMENT CARD HUB PURCHASES, TC=TERM CONTRACT, I= INTER GOVERNMENTAL PAYMENTS.



TEXAS HISTORICALLY UNDERUTILIZED BUSINESS (HUB) ANNUAL REPORT RECEIVED FOR FISCAL YEAR 2024

SECTION VII - STATE AGENCY EXPENDITURE DATA

RECORD TYPE	TOTAL EXPENDITURE	TOTAL SPENT WITH HUBS AMOUNT / %	BLACK AMOUNT / %	HISPANIC AMOUNT / %	WOMAN AMOUNT / %	ASIAN PACIFIC AMOUNT / %	NATIVE AMERICAN AMOUNT / %	SERVICE-DISABLED VETERAN AMOUNT / %
456 - BOARD OF PLUMBING EXAMINERS - PROFESSIONAL SERVICES UNADJUSTED GOAL IS 23.7%								
-I	0	0 / 0%	0 / 0%	0 / 0%	0 / 0%	0 / 0%	0 / 0%	0 / 0%
N	0	0 / 0%	0 / 0%	0 / 0%	0 / 0%	0 / 0%	0 / 0%	0 / 0%
S	***	0 / 0%	0 / 0%	0 / 0%	0 / 0%	0 / 0%	0 / 0%	0 / 0%
T	0	0 / 0%	0 / 0%	0 / 0%	0 / 0%	0 / 0%	0 / 0%	0 / 0%
-TC	0	0 / 0%	0 / 0%	0 / 0%	0 / 0%	0 / 0%	0 / 0%	0 / 0%
	0	0 / 0%	0 / 0%	0 / 0%	0 / 0%	0 / 0%	0 / 0%	0 / 0%

456 - BOARD OF PLUMBING EXAMINERS - OTHER SERVICES UNADJUSTED GOAL IS 26%								
-I	0	0 / 0%	0 / 0%	0 / 0%	0 / 0%	0 / 0%	0 / 0%	0 / 0%
N	0	0 / 0%	0 / 0%	0 / 0%	0 / 0%	0 / 0%	0 / 0%	0 / 0%
S	***	0 / 0%	0 / 0%	0 / 0%	0 / 0%	0 / 0%	0 / 0%	0 / 0%
T	\$225,274	\$90,363 / 40.11%	\$2,565 / 1.14%	\$4,000 / 1.78%	\$83,798 / 37.20%	0 / 0%	0 / 0%	0 / 0%
-TC	\$245	0 / 0%	0 / 0%	0 / 0%	0 / 0%	0 / 0%	0 / 0%	0 / 0%
	\$225,029	\$90,363 / 40.16%	\$2,565 / 1.14%	\$4,000 / 1.78%	\$83,798 / 37.24%	0 / 0%	0 / 0%	0 / 0%

456 - BOARD OF PLUMBING EXAMINERS - COMMODITY PURCHASING UNADJUSTED GOAL IS 21.1%								
-I	0	0 / 0%	0 / 0%	0 / 0%	0 / 0%	0 / 0%	0 / 0%	0 / 0%
N	0	0 / 0%	0 / 0%	0 / 0%	0 / 0%	0 / 0%	0 / 0%	0 / 0%
S	***	0 / 0%	0 / 0%	0 / 0%	0 / 0%	0 / 0%	0 / 0%	0 / 0%
T	\$210,468	\$75,907 / 36.07%	0 / 0%	\$12,668 / 6.02%	\$61,309 / 29.13%	\$1,931 / 0.92%	0 / 0%	0 / 0%
-TC	\$83,362	0 / 0%	0 / 0%	0 / 0%	0 / 0%	0 / 0%	0 / 0%	0 / 0%
	\$127,106	\$75,907 / 59.72%	0 / 0%	\$12,668 / 9.97%	\$61,309 / 48.23%	\$1,931 / 1.52%	0 / 0%	0 / 0%

*** DOLLARS REPORTED BUT NOT SHOWN IN THESE COLUMNS. T=TREASURY, N=NON-TREASURY, S=SUBCONTRACTOR FUNDS & PROCUREMENT CARD HUB PURCHASES, TC=TERM CONTRACT, I= INTER GOVERNMENTAL PAYMENTS.



TEXAS HISTORICALLY UNDERUTILIZED BUSINESS (HUB) ANNUAL REPORT RECEIVED FOR FISCAL YEAR 2024

SECTION VII - STATE AGENCY EXPENDITURE DATA

RECORD TYPE	TOTAL EXPENDITURE	TOTAL SPENT WITH HUBS AMOUNT / %	BLACK AMOUNT / %	HISPANIC AMOUNT / %	WOMAN AMOUNT / %	ASIAN PACIFIC AMOUNT / %	NATIVE AMERICAN AMOUNT / %	SERVICE-DISABLED VETERAN AMOUNT / %
456 - BOARD OF PLUMBING EXAMINERS - Statewide Grand Total Expenditures								
-I	0	0 / 0%	0 / 0%	0 / 0%	0 / 0%	0 / 0%	0 / 0%	0 / 0%
N	0	0 / 0%	0 / 0%	0 / 0%	0 / 0%	0 / 0%	0 / 0%	0 / 0%
S	***	0 / 0%	0 / 0%	0 / 0%	0 / 0%	0 / 0%	0 / 0%	0 / 0%
T	\$447,446	\$166,270 / 37.16%	\$2,565 / 0.57%	\$16,668 / 3.73%	\$145,106 / 32.43%	\$1,931 / 0.43%	0 / 0%	0 / 0%
-TC	\$83,607	0 / 0%	0 / 0%	0 / 0%	0 / 0%	0 / 0%	0 / 0%	0 / 0%
	\$363,840	\$166,270 / 45.70%	\$2,565 / 0.70%	\$16,668 / 4.58%	\$145,106 / 39.88%	\$1,931 / 0.53%	0 / 0%	0 / 0%

*** DOLLARS REPORTED BUT NOT SHOWN IN THESE COLUMNS. T=TREASURY, N=NON-TREASURY, S=SUBCONTRACTOR FUNDS & PROCUREMENT CARD HUB PURCHASES, TC=TERM CONTRACT, I= INTER GOVERNMENTAL PAYMENTS.



TEXAS HISTORICALLY UNDERUTILIZED BUSINESS (HUB) ANNUAL REPORT RECEIVED FOR FISCAL YEAR 2024

SECTION VII - STATE AGENCY EXPENDITURE DATA

RECORD TYPE	TOTAL EXPENDITURE	TOTAL SPENT WITH HUBS AMOUNT / %	BLACK AMOUNT / %	HISPANIC AMOUNT / %	WOMAN AMOUNT / %	ASIAN PACIFIC AMOUNT / %	NATIVE AMERICAN AMOUNT / %	SERVICE-DISABLED VETERAN AMOUNT / %
457 - STATE BOARD OF PUBLIC ACCOUNTANCY - HEAVY CONSTRUCTION UNADJUSTED GOAL IS 11.2%								
-I	0	0 / 0%	0 / 0%	0 / 0%	0 / 0%	0 / 0%	0 / 0%	0 / 0%
N	0	0 / 0%	0 / 0%	0 / 0%	0 / 0%	0 / 0%	0 / 0%	0 / 0%
S	***	0 / 0%	0 / 0%	0 / 0%	0 / 0%	0 / 0%	0 / 0%	0 / 0%
T	0	0 / 0%	0 / 0%	0 / 0%	0 / 0%	0 / 0%	0 / 0%	0 / 0%
-TC	0	0 / 0%	0 / 0%	0 / 0%	0 / 0%	0 / 0%	0 / 0%	0 / 0%
	0	0 / 0%	0 / 0%	0 / 0%	0 / 0%	0 / 0%	0 / 0%	0 / 0%
457 - STATE BOARD OF PUBLIC ACCOUNTANCY - BUILDING CONSTRUCTION UNADJUSTED GOAL IS 21.1%								
-I	0	0 / 0%	0 / 0%	0 / 0%	0 / 0%	0 / 0%	0 / 0%	0 / 0%
N	0	0 / 0%	0 / 0%	0 / 0%	0 / 0%	0 / 0%	0 / 0%	0 / 0%
S	***	0 / 0%	0 / 0%	0 / 0%	0 / 0%	0 / 0%	0 / 0%	0 / 0%
T	0	0 / 0%	0 / 0%	0 / 0%	0 / 0%	0 / 0%	0 / 0%	0 / 0%
-TC	0	0 / 0%	0 / 0%	0 / 0%	0 / 0%	0 / 0%	0 / 0%	0 / 0%
	0	0 / 0%	0 / 0%	0 / 0%	0 / 0%	0 / 0%	0 / 0%	0 / 0%
457 - STATE BOARD OF PUBLIC ACCOUNTANCY - SPECIAL TRADE UNADJUSTED GOAL IS 32.9%								
-I	0	0 / 0%	0 / 0%	0 / 0%	0 / 0%	0 / 0%	0 / 0%	0 / 0%
N	0	0 / 0%	0 / 0%	0 / 0%	0 / 0%	0 / 0%	0 / 0%	0 / 0%
S	***	0 / 0%	0 / 0%	0 / 0%	0 / 0%	0 / 0%	0 / 0%	0 / 0%
T	\$24,931	\$2,670 / 10.71%	0 / 0%	0 / 0%	\$2,670 / 10.71%	0 / 0%	0 / 0%	0 / 0%
-TC	0	0 / 0%	0 / 0%	0 / 0%	0 / 0%	0 / 0%	0 / 0%	0 / 0%
	\$24,931	\$2,670 / 10.71%	0 / 0%	0 / 0%	\$2,670 / 10.71%	0 / 0%	0 / 0%	0 / 0%

*** DOLLARS REPORTED BUT NOT SHOWN IN THESE COLUMNS. T=TREASURY, N=NON-TREASURY, S=SUBCONTRACTOR FUNDS & PROCUREMENT CARD HUB PURCHASES, TC=TERM CONTRACT, I= INTER GOVERNMENTAL PAYMENTS.



TEXAS HISTORICALLY UNDERUTILIZED BUSINESS (HUB) ANNUAL REPORT RECEIVED FOR FISCAL YEAR 2024

SECTION VII - STATE AGENCY EXPENDITURE DATA

RECORD TYPE	TOTAL EXPENDITURE	TOTAL SPENT WITH HUBS AMOUNT / %	BLACK AMOUNT / %	HISPANIC AMOUNT / %	WOMAN AMOUNT / %	ASIAN PACIFIC AMOUNT / %	NATIVE AMERICAN AMOUNT / %	SERVICE-DISABLED VETERAN AMOUNT / %
457 - STATE BOARD OF PUBLIC ACCOUNTANCY - PROFESSIONAL SERVICES UNADJUSTED GOAL IS 23.7%								
-I	0	0 / 0%	0 / 0%	0 / 0%	0 / 0%	0 / 0%	0 / 0%	0 / 0%
N	0	0 / 0%	0 / 0%	0 / 0%	0 / 0%	0 / 0%	0 / 0%	0 / 0%
S	***	0 / 0%	0 / 0%	0 / 0%	0 / 0%	0 / 0%	0 / 0%	0 / 0%
T	0	0 / 0%	0 / 0%	0 / 0%	0 / 0%	0 / 0%	0 / 0%	0 / 0%
-TC	0	0 / 0%	0 / 0%	0 / 0%	0 / 0%	0 / 0%	0 / 0%	0 / 0%
	0	0 / 0%	0 / 0%	0 / 0%	0 / 0%	0 / 0%	0 / 0%	0 / 0%

457 - STATE BOARD OF PUBLIC ACCOUNTANCY - OTHER SERVICES UNADJUSTED GOAL IS 26%								
-I	0	0 / 0%	0 / 0%	0 / 0%	0 / 0%	0 / 0%	0 / 0%	0 / 0%
N	0	0 / 0%	0 / 0%	0 / 0%	0 / 0%	0 / 0%	0 / 0%	0 / 0%
S	***	0 / 0%	0 / 0%	0 / 0%	0 / 0%	0 / 0%	0 / 0%	0 / 0%
T	\$410,745	\$208,133 / 50.67%	\$48 / 0.01%	\$88,366 / 21.51%	\$44,146 / 10.75%	\$75,573 / 18.40%	0 / 0%	0 / 0%
-TC	\$1,546	0 / 0%	0 / 0%	0 / 0%	0 / 0%	0 / 0%	0 / 0%	0 / 0%
	\$409,199	\$208,133 / 50.86%	\$48 / 0.01%	\$88,366 / 21.59%	\$44,146 / 10.79%	\$75,573 / 18.47%	0 / 0%	0 / 0%

457 - STATE BOARD OF PUBLIC ACCOUNTANCY - COMMODITY PURCHASING UNADJUSTED GOAL IS 21.1%								
-I	0	0 / 0%	0 / 0%	0 / 0%	0 / 0%	0 / 0%	0 / 0%	0 / 0%
N	0	0 / 0%	0 / 0%	0 / 0%	0 / 0%	0 / 0%	0 / 0%	0 / 0%
S	***	0 / 0%	0 / 0%	0 / 0%	0 / 0%	0 / 0%	0 / 0%	0 / 0%
T	\$236,776	\$118,043 / 49.85%	\$1,125 / 0.48%	\$59,594 / 25.17%	\$55,542 / 23.46%	\$1,782 / 0.75%	0 / 0%	0 / 0%
-TC	\$5,147	0 / 0%	0 / 0%	0 / 0%	0 / 0%	0 / 0%	0 / 0%	0 / 0%
	\$231,629	\$118,043 / 50.96%	\$1,125 / 0.49%	\$59,594 / 25.73%	\$55,542 / 23.98%	\$1,782 / 0.77%	0 / 0%	0 / 0%

*** DOLLARS REPORTED BUT NOT SHOWN IN THESE COLUMNS. T=TREASURY, N=NON-TREASURY, S=SUBCONTRACTOR FUNDS & PROCUREMENT CARD HUB PURCHASES, TC=TERM CONTRACT, I= INTER GOVERNMENTAL PAYMENTS.



TEXAS HISTORICALLY UNDERUTILIZED BUSINESS (HUB) ANNUAL REPORT RECEIVED FOR FISCAL YEAR 2024

SECTION VII - STATE AGENCY EXPENDITURE DATA

RECORD TYPE	TOTAL EXPENDITURE	TOTAL SPENT WITH HUBS AMOUNT / %	BLACK AMOUNT / %	HISPANIC AMOUNT / %	WOMAN AMOUNT / %	ASIAN PACIFIC AMOUNT / %	NATIVE AMERICAN AMOUNT / %	SERVICE-DISABLED VETERAN AMOUNT / %
457 - STATE BOARD OF PUBLIC ACCOUNTANCY - Statewide Grand Total Expenditures								
-I	0	0 / 0%	0 / 0%	0 / 0%	0 / 0%	0 / 0%	0 / 0%	0 / 0%
N	0	0 / 0%	0 / 0%	0 / 0%	0 / 0%	0 / 0%	0 / 0%	0 / 0%
S	***	0 / 0%	0 / 0%	0 / 0%	0 / 0%	0 / 0%	0 / 0%	0 / 0%
T	\$672,452	\$328,846 / 48.90%	\$1,173 / 0.17%	\$147,960 / 22.00%	\$102,358 / 15.22%	\$77,355 / 11.50%	0 / 0%	0 / 0%
-TC	\$6,693	0 / 0%	0 / 0%	0 / 0%	0 / 0%	0 / 0%	0 / 0%	0 / 0%
	\$665,759	\$328,846 / 49.39%	\$1,173 / 0.18%	\$147,960 / 22.22%	\$102,358 / 15.37%	\$77,355 / 11.62%	0 / 0%	0 / 0%

*** DOLLARS REPORTED BUT NOT SHOWN IN THESE COLUMNS. T=TREASURY, N=NON-TREASURY, S=SUBCONTRACTOR FUNDS & PROCUREMENT CARD HUB PURCHASES, TC=TERM CONTRACT, I= INTER GOVERNMENTAL PAYMENTS.



TEXAS HISTORICALLY UNDERUTILIZED BUSINESS (HUB) ANNUAL REPORT RECEIVED FOR FISCAL YEAR 2024

SECTION VII - STATE AGENCY EXPENDITURE DATA

RECORD TYPE	TOTAL EXPENDITURE	TOTAL SPENT WITH HUBS AMOUNT / %	BLACK AMOUNT / %	HISPANIC AMOUNT / %	WOMAN AMOUNT / %	ASIAN PACIFIC AMOUNT / %	NATIVE AMERICAN AMOUNT / %	SERVICE-DISABLED VETERAN AMOUNT / %
458 - ALCOHOLIC BEVERAGE COMMISSION - HEAVY CONSTRUCTION UNADJUSTED GOAL IS 11.2%								
-I	0	0 / 0%	0 / 0%	0 / 0%	0 / 0%	0 / 0%	0 / 0%	0 / 0%
N	0	0 / 0%	0 / 0%	0 / 0%	0 / 0%	0 / 0%	0 / 0%	0 / 0%
S	***	0 / 0%	0 / 0%	0 / 0%	0 / 0%	0 / 0%	0 / 0%	0 / 0%
T	0	0 / 0%	0 / 0%	0 / 0%	0 / 0%	0 / 0%	0 / 0%	0 / 0%
-TC	0	0 / 0%	0 / 0%	0 / 0%	0 / 0%	0 / 0%	0 / 0%	0 / 0%
	0	0 / 0%	0 / 0%	0 / 0%	0 / 0%	0 / 0%	0 / 0%	0 / 0%
458 - ALCOHOLIC BEVERAGE COMMISSION - BUILDING CONSTRUCTION UNADJUSTED GOAL IS 21.1%								
-I	0	0 / 0%	0 / 0%	0 / 0%	0 / 0%	0 / 0%	0 / 0%	0 / 0%
N	0	0 / 0%	0 / 0%	0 / 0%	0 / 0%	0 / 0%	0 / 0%	0 / 0%
S	***	0 / 0%	0 / 0%	0 / 0%	0 / 0%	0 / 0%	0 / 0%	0 / 0%
T	0	0 / 0%	0 / 0%	0 / 0%	0 / 0%	0 / 0%	0 / 0%	0 / 0%
-TC	0	0 / 0%	0 / 0%	0 / 0%	0 / 0%	0 / 0%	0 / 0%	0 / 0%
	0	0 / 0%	0 / 0%	0 / 0%	0 / 0%	0 / 0%	0 / 0%	0 / 0%
458 - ALCOHOLIC BEVERAGE COMMISSION - SPECIAL TRADE UNADJUSTED GOAL IS 32.9%								
-I	0	0 / 0%	0 / 0%	0 / 0%	0 / 0%	0 / 0%	0 / 0%	0 / 0%
N	0	0 / 0%	0 / 0%	0 / 0%	0 / 0%	0 / 0%	0 / 0%	0 / 0%
S	***	0 / 0%	0 / 0%	0 / 0%	0 / 0%	0 / 0%	0 / 0%	0 / 0%
T	\$108,156	0 / 0%	0 / 0%	0 / 0%	0 / 0%	0 / 0%	0 / 0%	0 / 0%
-TC	0	0 / 0%	0 / 0%	0 / 0%	0 / 0%	0 / 0%	0 / 0%	0 / 0%
	\$108,156	0 / 0%	0 / 0%	0 / 0%	0 / 0%	0 / 0%	0 / 0%	0 / 0%

*** DOLLARS REPORTED BUT NOT SHOWN IN THESE COLUMNS. T=TREASURY, N=NON-TREASURY, S=SUBCONTRACTOR FUNDS & PROCUREMENT CARD HUB PURCHASES, TC=TERM CONTRACT, I= INTER GOVERNMENTAL PAYMENTS.



TEXAS HISTORICALLY UNDERUTILIZED BUSINESS (HUB) ANNUAL REPORT RECEIVED FOR FISCAL YEAR 2024

SECTION VII - STATE AGENCY EXPENDITURE DATA

RECORD TYPE	TOTAL EXPENDITURE	TOTAL SPENT WITH HUBS AMOUNT / %	BLACK AMOUNT / %	HISPANIC AMOUNT / %	WOMAN AMOUNT / %	ASIAN PACIFIC AMOUNT / %	NATIVE AMERICAN AMOUNT / %	SERVICE-DISABLED VETERAN AMOUNT / %
458 - ALCOHOLIC BEVERAGE COMMISSION - PROFESSIONAL SERVICES UNADJUSTED GOAL IS 23.7%								
-I	0	0 / 0%	0 / 0%	0 / 0%	0 / 0%	0 / 0%	0 / 0%	0 / 0%
N	0	0 / 0%	0 / 0%	0 / 0%	0 / 0%	0 / 0%	0 / 0%	0 / 0%
S	***	0 / 0%	0 / 0%	0 / 0%	0 / 0%	0 / 0%	0 / 0%	0 / 0%
T	\$50,000	\$50,000 / 100.00%	\$50,000 / 100.00%	0 / 0%	0 / 0%	0 / 0%	0 / 0%	0 / 0%
-TC	0	0 / 0%	0 / 0%	0 / 0%	0 / 0%	0 / 0%	0 / 0%	0 / 0%
	\$50,000	\$50,000 / 100.00%	\$50,000 / 100.00%	0 / 0%	0 / 0%	0 / 0%	0 / 0%	0 / 0%

458 - ALCOHOLIC BEVERAGE COMMISSION - OTHER SERVICES UNADJUSTED GOAL IS 26%								
-I	\$41,921	0 / 0%	0 / 0%	0 / 0%	0 / 0%	0 / 0%	0 / 0%	0 / 0%
N	0	0 / 0%	0 / 0%	0 / 0%	0 / 0%	0 / 0%	0 / 0%	0 / 0%
S	***	0 / 0%	0 / 0%	0 / 0%	0 / 0%	0 / 0%	0 / 0%	0 / 0%
T	\$3,589,834	\$281,555 / 7.84%	\$325 / 0.01%	-\$589,787 / -16.43%	\$76,794 / 2.14%	\$793,548 / 22.11%	0 / 0%	\$675 / 0.02%
-TC	\$21,283	0 / 0%	0 / 0%	0 / 0%	0 / 0%	0 / 0%	0 / 0%	0 / 0%
	\$3,526,630	\$281,555 / 7.98%	\$325 / 0.01%	-\$589,787 / -16.72%	\$76,794 / 2.18%	\$793,548 / 22.50%	0 / 0%	\$675 / 0.02%

458 - ALCOHOLIC BEVERAGE COMMISSION - COMMODITY PURCHASING UNADJUSTED GOAL IS 21.1%								
-I	\$2,093	0 / 0%	0 / 0%	0 / 0%	0 / 0%	0 / 0%	0 / 0%	0 / 0%
N	0	0 / 0%	0 / 0%	0 / 0%	0 / 0%	0 / 0%	0 / 0%	0 / 0%
S	***	0 / 0%	0 / 0%	0 / 0%	0 / 0%	0 / 0%	0 / 0%	0 / 0%
T	\$5,165,114	\$429,788 / 8.32%	\$55,458 / 1.07%	\$23,182 / 0.45%	\$77,383 / 1.50%	\$273,458 / 5.29%	0 / 0%	\$306 / 0.01%
-TC	\$2,487,723	0 / 0%	0 / 0%	0 / 0%	0 / 0%	0 / 0%	0 / 0%	0 / 0%
	\$2,675,298	\$429,788 / 16.07%	\$55,458 / 2.07%	\$23,182 / 0.87%	\$77,383 / 2.89%	\$273,458 / 10.22%	0 / 0%	\$306 / 0.01%

*** DOLLARS REPORTED BUT NOT SHOWN IN THESE COLUMNS. T=TREASURY, N=NON-TREASURY, S=SUBCONTRACTOR FUNDS & PROCUREMENT CARD HUB PURCHASES, TC=TERM CONTRACT, I= INTER GOVERNMENTAL PAYMENTS.



TEXAS HISTORICALLY UNDERUTILIZED BUSINESS (HUB) ANNUAL REPORT RECEIVED FOR FISCAL YEAR 2024

SECTION VII - STATE AGENCY EXPENDITURE DATA

RECORD TYPE	TOTAL EXPENDITURE	TOTAL SPENT WITH HUBS AMOUNT / %	BLACK AMOUNT / %	HISPANIC AMOUNT / %	WOMAN AMOUNT / %	ASIAN PACIFIC AMOUNT / %	NATIVE AMERICAN AMOUNT / %	SERVICE-DISABLED VETERAN AMOUNT / %
458 - ALCOHOLIC BEVERAGE COMMISSION - Statewide Grand Total Expenditures								
-I	\$44,014	0 / 0%	0 / 0%	0 / 0%	0 / 0%	0 / 0%	0 / 0%	0 / 0%
N	0	0 / 0%	0 / 0%	0 / 0%	0 / 0%	0 / 0%	0 / 0%	0 / 0%
S	***	0 / 0%	0 / 0%	0 / 0%	0 / 0%	0 / 0%	0 / 0%	0 / 0%
T	\$8,913,103	\$761,342 / 8.54%	\$105,783 / 1.19%	-\$566,605 / -6.36%	\$154,178 / 1.73%	\$1,067,006 / 11.97%	0 / 0%	\$981 / 0.01%
-TC	\$2,509,006	0 / 0%	0 / 0%	0 / 0%	0 / 0%	0 / 0%	0 / 0%	0 / 0%
	\$6,360,084	\$761,342 / 11.97%	\$105,783 / 1.66%	-\$566,605 / -8.91%	\$154,178 / 2.42%	\$1,067,006 / 16.78%	0 / 0%	\$981 / 0.02%

*** DOLLARS REPORTED BUT NOT SHOWN IN THESE COLUMNS. T=TREASURY, N=NON-TREASURY, S=SUBCONTRACTOR FUNDS & PROCUREMENT CARD HUB PURCHASES, TC=TERM CONTRACT, I= INTER GOVERNMENTAL PAYMENTS.



TEXAS HISTORICALLY UNDERUTILIZED BUSINESS (HUB) ANNUAL REPORT RECEIVED FOR FISCAL YEAR 2024

SECTION VII - STATE AGENCY EXPENDITURE DATA

RECORD TYPE	TOTAL EXPENDITURE	TOTAL SPENT WITH HUBS AMOUNT / %	BLACK AMOUNT / %	HISPANIC AMOUNT / %	WOMAN AMOUNT / %	ASIAN PACIFIC AMOUNT / %	NATIVE AMERICAN AMOUNT / %	SERVICE-DISABLED VETERAN AMOUNT / %
459 - TX BOARD OF ARCHITECTURAL EXAMINERS - HEAVY CONSTRUCTION UNADJUSTED GOAL IS 11.2%								
-I	0	0 / 0%	0 / 0%	0 / 0%	0 / 0%	0 / 0%	0 / 0%	0 / 0%
N	0	0 / 0%	0 / 0%	0 / 0%	0 / 0%	0 / 0%	0 / 0%	0 / 0%
S	***	0 / 0%	0 / 0%	0 / 0%	0 / 0%	0 / 0%	0 / 0%	0 / 0%
T	0	0 / 0%	0 / 0%	0 / 0%	0 / 0%	0 / 0%	0 / 0%	0 / 0%
-TC	0	0 / 0%	0 / 0%	0 / 0%	0 / 0%	0 / 0%	0 / 0%	0 / 0%
	0	0 / 0%	0 / 0%	0 / 0%	0 / 0%	0 / 0%	0 / 0%	0 / 0%
459 - TX BOARD OF ARCHITECTURAL EXAMINERS - BUILDING CONSTRUCTION UNADJUSTED GOAL IS 21.1%								
-I	0	0 / 0%	0 / 0%	0 / 0%	0 / 0%	0 / 0%	0 / 0%	0 / 0%
N	0	0 / 0%	0 / 0%	0 / 0%	0 / 0%	0 / 0%	0 / 0%	0 / 0%
S	***	0 / 0%	0 / 0%	0 / 0%	0 / 0%	0 / 0%	0 / 0%	0 / 0%
T	0	0 / 0%	0 / 0%	0 / 0%	0 / 0%	0 / 0%	0 / 0%	0 / 0%
-TC	0	0 / 0%	0 / 0%	0 / 0%	0 / 0%	0 / 0%	0 / 0%	0 / 0%
	0	0 / 0%	0 / 0%	0 / 0%	0 / 0%	0 / 0%	0 / 0%	0 / 0%
459 - TX BOARD OF ARCHITECTURAL EXAMINERS - SPECIAL TRADE UNADJUSTED GOAL IS 32.9%								
-I	0	0 / 0%	0 / 0%	0 / 0%	0 / 0%	0 / 0%	0 / 0%	0 / 0%
N	0	0 / 0%	0 / 0%	0 / 0%	0 / 0%	0 / 0%	0 / 0%	0 / 0%
S	***	0 / 0%	0 / 0%	0 / 0%	0 / 0%	0 / 0%	0 / 0%	0 / 0%
T	0	0 / 0%	0 / 0%	0 / 0%	0 / 0%	0 / 0%	0 / 0%	0 / 0%
-TC	0	0 / 0%	0 / 0%	0 / 0%	0 / 0%	0 / 0%	0 / 0%	0 / 0%
	0	0 / 0%	0 / 0%	0 / 0%	0 / 0%	0 / 0%	0 / 0%	0 / 0%

*** DOLLARS REPORTED BUT NOT SHOWN IN THESE COLUMNS. T=TREASURY, N=NON-TREASURY, S=SUBCONTRACTOR FUNDS & PROCUREMENT CARD HUB PURCHASES, TC=TERM CONTRACT, I= INTER GOVERNMENTAL PAYMENTS.



TEXAS HISTORICALLY UNDERUTILIZED BUSINESS (HUB) ANNUAL REPORT RECEIVED FOR FISCAL YEAR 2024

SECTION VII - STATE AGENCY EXPENDITURE DATA

RECORD TYPE	TOTAL EXPENDITURE	TOTAL SPENT WITH HUBS AMOUNT / %	BLACK AMOUNT / %	HISPANIC AMOUNT / %	WOMAN AMOUNT / %	ASIAN PACIFIC AMOUNT / %	NATIVE AMERICAN AMOUNT / %	SERVICE-DISABLED VETERAN AMOUNT / %
459 - TX BOARD OF ARCHITECTURAL EXAMINERS - PROFESSIONAL SERVICES UNADJUSTED GOAL IS 23.7%								
-I	0	0 / 0%	0 / 0%	0 / 0%	0 / 0%	0 / 0%	0 / 0%	0 / 0%
N	0	0 / 0%	0 / 0%	0 / 0%	0 / 0%	0 / 0%	0 / 0%	0 / 0%
S	***	0 / 0%	0 / 0%	0 / 0%	0 / 0%	0 / 0%	0 / 0%	0 / 0%
T	0	0 / 0%	0 / 0%	0 / 0%	0 / 0%	0 / 0%	0 / 0%	0 / 0%
-TC	0	0 / 0%	0 / 0%	0 / 0%	0 / 0%	0 / 0%	0 / 0%	0 / 0%
	0	0 / 0%	0 / 0%	0 / 0%	0 / 0%	0 / 0%	0 / 0%	0 / 0%

459 - TX BOARD OF ARCHITECTURAL EXAMINERS - OTHER SERVICES UNADJUSTED GOAL IS 26%								
-I	\$1,004	0 / 0%	0 / 0%	0 / 0%	0 / 0%	0 / 0%	0 / 0%	0 / 0%
N	0	0 / 0%	0 / 0%	0 / 0%	0 / 0%	0 / 0%	0 / 0%	0 / 0%
S	***	0 / 0%	0 / 0%	0 / 0%	0 / 0%	0 / 0%	0 / 0%	0 / 0%
T	\$50,378	\$312 / 0.62%	0 / 0%	0 / 0%	\$312 / 0.62%	0 / 0%	0 / 0%	0 / 0%
-TC	\$641	\$142 / 22.18%	0 / 0%	0 / 0%	\$142 / 22.18%	0 / 0%	0 / 0%	0 / 0%
	\$48,733	\$170 / 0.35%	0 / 0%	0 / 0%	\$170 / 0.35%	0 / 0%	0 / 0%	0 / 0%

459 - TX BOARD OF ARCHITECTURAL EXAMINERS - COMMODITY PURCHASING UNADJUSTED GOAL IS 21.1%								
-I	0	0 / 0%	0 / 0%	0 / 0%	0 / 0%	0 / 0%	0 / 0%	0 / 0%
N	0	0 / 0%	0 / 0%	0 / 0%	0 / 0%	0 / 0%	0 / 0%	0 / 0%
S	***	0 / 0%	0 / 0%	0 / 0%	0 / 0%	0 / 0%	0 / 0%	0 / 0%
T	\$160,149	\$135,407 / 84.55%	0 / 0%	\$127,182 / 79.41%	\$4,164 / 2.60%	\$4,062 / 2.54%	0 / 0%	0 / 0%
-TC	0	0 / 0%	0 / 0%	0 / 0%	0 / 0%	0 / 0%	0 / 0%	0 / 0%
	\$160,149	\$135,407 / 84.55%	0 / 0%	\$127,182 / 79.41%	\$4,164 / 2.60%	\$4,062 / 2.54%	0 / 0%	0 / 0%

*** DOLLARS REPORTED BUT NOT SHOWN IN THESE COLUMNS. T=TREASURY, N=NON-TREASURY, S=SUBCONTRACTOR FUNDS & PROCUREMENT CARD HUB PURCHASES, TC=TERM CONTRACT, I= INTER GOVERNMENTAL PAYMENTS.



TEXAS HISTORICALLY UNDERUTILIZED BUSINESS (HUB) ANNUAL REPORT RECEIVED FOR FISCAL YEAR 2024

SECTION VII - STATE AGENCY EXPENDITURE DATA

RECORD TYPE	TOTAL EXPENDITURE	TOTAL SPENT WITH HUBS AMOUNT / %	BLACK AMOUNT / %	HISPANIC AMOUNT / %	WOMAN AMOUNT / %	ASIAN PACIFIC AMOUNT / %	NATIVE AMERICAN AMOUNT / %	SERVICE-DISABLED VETERAN AMOUNT / %
459 - TX BOARD OF ARCHITECTURAL EXAMINERS - Statewide Grand Total Expenditures								
-I	\$1,004	0 / 0%	0 / 0%	0 / 0%	0 / 0%	0 / 0%	0 / 0%	0 / 0%
N	0	0 / 0%	0 / 0%	0 / 0%	0 / 0%	0 / 0%	0 / 0%	0 / 0%
S	***	0 / 0%	0 / 0%	0 / 0%	0 / 0%	0 / 0%	0 / 0%	0 / 0%
T	\$210,527	\$135,719 / 64.47%	0 / 0%	\$127,182 / 60.41%	\$4,476 / 2.13%	\$4,062 / 1.93%	0 / 0%	0 / 0%
-TC	\$641	\$142 / 22.18%	0 / 0%	0 / 0%	\$142 / 22.18%	0 / 0%	0 / 0%	0 / 0%
	\$208,882	\$135,577 / 64.91%	0 / 0%	\$127,182 / 60.89%	\$4,334 / 2.07%	\$4,062 / 1.94%	0 / 0%	0 / 0%

*** DOLLARS REPORTED BUT NOT SHOWN IN THESE COLUMNS. T=TREASURY, N=NON-TREASURY, S=SUBCONTRACTOR FUNDS & PROCUREMENT CARD HUB PURCHASES, TC=TERM CONTRACT, I= INTER GOVERNMENTAL PAYMENTS.



TEXAS HISTORICALLY UNDERUTILIZED BUSINESS (HUB) ANNUAL REPORT RECEIVED FOR FISCAL YEAR 2024

SECTION VII - STATE AGENCY EXPENDITURE DATA

RECORD TYPE	TOTAL EXPENDITURE	TOTAL SPENT WITH HUBS AMOUNT / %	BLACK AMOUNT / %	HISPANIC AMOUNT / %	WOMAN AMOUNT / %	ASIAN PACIFIC AMOUNT / %	NATIVE AMERICAN AMOUNT / %	SERVICE-DISABLED VETERAN AMOUNT / %
460 - TEXAS BD OF PROF ENGINEERS & LAND SU - HEAVY CONSTRUCTION UNADJUSTED GOAL IS 11.2%								
-I	0	0 / 0%	0 / 0%	0 / 0%	0 / 0%	0 / 0%	0 / 0%	0 / 0%
N	0	0 / 0%	0 / 0%	0 / 0%	0 / 0%	0 / 0%	0 / 0%	0 / 0%
S	***	0 / 0%	0 / 0%	0 / 0%	0 / 0%	0 / 0%	0 / 0%	0 / 0%
T	0	0 / 0%	0 / 0%	0 / 0%	0 / 0%	0 / 0%	0 / 0%	0 / 0%
-TC	0	0 / 0%	0 / 0%	0 / 0%	0 / 0%	0 / 0%	0 / 0%	0 / 0%
	0	0 / 0%	0 / 0%	0 / 0%	0 / 0%	0 / 0%	0 / 0%	0 / 0%
460 - TEXAS BD OF PROF ENGINEERS & LAND SU - BUILDING CONSTRUCTION UNADJUSTED GOAL IS 21.1%								
-I	0	0 / 0%	0 / 0%	0 / 0%	0 / 0%	0 / 0%	0 / 0%	0 / 0%
N	0	0 / 0%	0 / 0%	0 / 0%	0 / 0%	0 / 0%	0 / 0%	0 / 0%
S	***	0 / 0%	0 / 0%	0 / 0%	0 / 0%	0 / 0%	0 / 0%	0 / 0%
T	0	0 / 0%	0 / 0%	0 / 0%	0 / 0%	0 / 0%	0 / 0%	0 / 0%
-TC	0	0 / 0%	0 / 0%	0 / 0%	0 / 0%	0 / 0%	0 / 0%	0 / 0%
	0	0 / 0%	0 / 0%	0 / 0%	0 / 0%	0 / 0%	0 / 0%	0 / 0%
460 - TEXAS BD OF PROF ENGINEERS & LAND SU - SPECIAL TRADE UNADJUSTED GOAL IS 32.9%								
-I	0	0 / 0%	0 / 0%	0 / 0%	0 / 0%	0 / 0%	0 / 0%	0 / 0%
N	0	0 / 0%	0 / 0%	0 / 0%	0 / 0%	0 / 0%	0 / 0%	0 / 0%
S	***	0 / 0%	0 / 0%	0 / 0%	0 / 0%	0 / 0%	0 / 0%	0 / 0%
T	\$29,907	\$2,035 / 6.81%	0 / 0%	\$945 / 3.16%	\$1,090 / 3.64%	0 / 0%	0 / 0%	0 / 0%
-TC	0	0 / 0%	0 / 0%	0 / 0%	0 / 0%	0 / 0%	0 / 0%	0 / 0%
	\$29,907	\$2,035 / 6.81%	0 / 0%	\$945 / 3.16%	\$1,090 / 3.64%	0 / 0%	0 / 0%	0 / 0%

*** DOLLARS REPORTED BUT NOT SHOWN IN THESE COLUMNS. T=TREASURY, N=NON-TREASURY, S=SUBCONTRACTOR FUNDS & PROCUREMENT CARD HUB PURCHASES, TC=TERM CONTRACT, I= INTER GOVERNMENTAL PAYMENTS.



TEXAS HISTORICALLY UNDERUTILIZED BUSINESS (HUB) ANNUAL REPORT RECEIVED FOR FISCAL YEAR 2024

SECTION VII - STATE AGENCY EXPENDITURE DATA

RECORD TYPE	TOTAL EXPENDITURE	TOTAL SPENT WITH HUBS AMOUNT / %	BLACK AMOUNT / %	HISPANIC AMOUNT / %	WOMAN AMOUNT / %	ASIAN PACIFIC AMOUNT / %	NATIVE AMERICAN AMOUNT / %	SERVICE-DISABLED VETERAN AMOUNT / %
460 - TEXAS BD OF PROF ENGINEERS & LAND SU - PROFESSIONAL SERVICES UNADJUSTED GOAL IS 23.7%								
-I	0	0 / 0%	0 / 0%	0 / 0%	0 / 0%	0 / 0%	0 / 0%	0 / 0%
N	0	0 / 0%	0 / 0%	0 / 0%	0 / 0%	0 / 0%	0 / 0%	0 / 0%
S	***	0 / 0%	0 / 0%	0 / 0%	0 / 0%	0 / 0%	0 / 0%	0 / 0%
T	\$2,808	\$2,808 / 100.00%	\$2,808 / 100.00%	0 / 0%	0 / 0%	0 / 0%	0 / 0%	0 / 0%
-TC	0	0 / 0%	0 / 0%	0 / 0%	0 / 0%	0 / 0%	0 / 0%	0 / 0%
	\$2,808	\$2,808 / 100.00%	\$2,808 / 100.00%	0 / 0%	0 / 0%	0 / 0%	0 / 0%	0 / 0%

460 - TEXAS BD OF PROF ENGINEERS & LAND SU - OTHER SERVICES UNADJUSTED GOAL IS 26%								
-I	0	0 / 0%	0 / 0%	0 / 0%	0 / 0%	0 / 0%	0 / 0%	0 / 0%
N	0	0 / 0%	0 / 0%	0 / 0%	0 / 0%	0 / 0%	0 / 0%	0 / 0%
S	***	0 / 0%	0 / 0%	0 / 0%	0 / 0%	0 / 0%	0 / 0%	0 / 0%
T	\$279,674	\$13,098 / 4.68%	0 / 0%	0 / 0%	\$2,665 / 0.95%	\$10,433 / 3.73%	0 / 0%	0 / 0%
-TC	\$14,379	0 / 0%	0 / 0%	0 / 0%	0 / 0%	0 / 0%	0 / 0%	0 / 0%
	\$265,295	\$13,098 / 4.94%	0 / 0%	0 / 0%	\$2,665 / 1.00%	\$10,433 / 3.93%	0 / 0%	0 / 0%

460 - TEXAS BD OF PROF ENGINEERS & LAND SU - COMMODITY PURCHASING UNADJUSTED GOAL IS 21.1%								
-I	0	0 / 0%	0 / 0%	0 / 0%	0 / 0%	0 / 0%	0 / 0%	0 / 0%
N	0	0 / 0%	0 / 0%	0 / 0%	0 / 0%	0 / 0%	0 / 0%	0 / 0%
S	***	0 / 0%	0 / 0%	0 / 0%	0 / 0%	0 / 0%	0 / 0%	0 / 0%
T	\$97,879	\$23,672 / 24.18%	0 / 0%	\$1,354 / 1.38%	\$14,754 / 15.07%	\$7,564 / 7.73%	0 / 0%	0 / 0%
-TC	\$5,293	\$1,714 / 32.38%	0 / 0%	0 / 0%	\$1,714 / 32.38%	0 / 0%	0 / 0%	0 / 0%
	\$92,586	\$21,958 / 23.72%	0 / 0%	\$1,354 / 1.46%	\$13,040 / 14.08%	\$7,564 / 8.17%	0 / 0%	0 / 0%

*** DOLLARS REPORTED BUT NOT SHOWN IN THESE COLUMNS. T=TREASURY, N=NON-TREASURY, S=SUBCONTRACTOR FUNDS & PROCUREMENT CARD HUB PURCHASES, TC=TERM CONTRACT, I= INTER GOVERNMENTAL PAYMENTS.



TEXAS HISTORICALLY UNDERUTILIZED BUSINESS (HUB) ANNUAL REPORT RECEIVED FOR FISCAL YEAR 2024

SECTION VII - STATE AGENCY EXPENDITURE DATA

RECORD TYPE	TOTAL EXPENDITURE	TOTAL SPENT WITH HUBS AMOUNT / %	BLACK AMOUNT / %	HISPANIC AMOUNT / %	WOMAN AMOUNT / %	ASIAN PACIFIC AMOUNT / %	NATIVE AMERICAN AMOUNT / %	SERVICE-DISABLED VETERAN AMOUNT / %
460 - TEXAS BD OF PROF ENGINEERS & LAND SU - Statewide Grand Total Expenditures								
-I	0	0 / 0%	0 / 0%	0 / 0%	0 / 0%	0 / 0%	0 / 0%	0 / 0%
N	0	0 / 0%	0 / 0%	0 / 0%	0 / 0%	0 / 0%	0 / 0%	0 / 0%
S	***	0 / 0%	0 / 0%	0 / 0%	0 / 0%	0 / 0%	0 / 0%	0 / 0%
T	\$410,267	\$41,613 / 10.14%	\$2,808 / 0.68%	\$2,299 / 0.56%	\$18,509 / 4.51%	\$17,997 / 4.39%	0 / 0%	0 / 0%
-TC	\$19,671	\$1,714 / 8.71%	0 / 0%	0 / 0%	\$1,714 / 8.71%	0 / 0%	0 / 0%	0 / 0%
	\$390,596	\$39,899 / 10.21%	\$2,808 / 0.72%	\$2,299 / 0.59%	\$16,795 / 4.30%	\$17,997 / 4.61%	0 / 0%	0 / 0%

*** DOLLARS REPORTED BUT NOT SHOWN IN THESE COLUMNS. T=TREASURY, N=NON-TREASURY, S=SUBCONTRACTOR FUNDS & PROCUREMENT CARD HUB PURCHASES, TC=TERM CONTRACT, I= INTER GOVERNMENTAL PAYMENTS.



TEXAS HISTORICALLY UNDERUTILIZED BUSINESS (HUB) ANNUAL REPORT RECEIVED FOR FISCAL YEAR 2024

SECTION VII - STATE AGENCY EXPENDITURE DATA

RECORD TYPE	TOTAL EXPENDITURE	TOTAL SPENT WITH HUBS AMOUNT / %	BLACK AMOUNT / %	HISPANIC AMOUNT / %	WOMAN AMOUNT / %	ASIAN PACIFIC AMOUNT / %	NATIVE AMERICAN AMOUNT / %	SERVICE-DISABLED VETERAN AMOUNT / %
466 - CONSUMER CREDIT COMMISSIONER - HEAVY CONSTRUCTION UNADJUSTED GOAL IS 11.2%								
-I	0	0 / 0%	0 / 0%	0 / 0%	0 / 0%	0 / 0%	0 / 0%	0 / 0%
N	0	0 / 0%	0 / 0%	0 / 0%	0 / 0%	0 / 0%	0 / 0%	0 / 0%
S	***	0 / 0%	0 / 0%	0 / 0%	0 / 0%	0 / 0%	0 / 0%	0 / 0%
T	0	0 / 0%	0 / 0%	0 / 0%	0 / 0%	0 / 0%	0 / 0%	0 / 0%
-TC	0	0 / 0%	0 / 0%	0 / 0%	0 / 0%	0 / 0%	0 / 0%	0 / 0%
	0	0 / 0%	0 / 0%	0 / 0%	0 / 0%	0 / 0%	0 / 0%	0 / 0%

466 - CONSUMER CREDIT COMMISSIONER - BUILDING CONSTRUCTION UNADJUSTED GOAL IS 21.1%								
-I	0	0 / 0%	0 / 0%	0 / 0%	0 / 0%	0 / 0%	0 / 0%	0 / 0%
N	0	0 / 0%	0 / 0%	0 / 0%	0 / 0%	0 / 0%	0 / 0%	0 / 0%
S	***	0 / 0%	0 / 0%	0 / 0%	0 / 0%	0 / 0%	0 / 0%	0 / 0%
T	0	0 / 0%	0 / 0%	0 / 0%	0 / 0%	0 / 0%	0 / 0%	0 / 0%
-TC	0	0 / 0%	0 / 0%	0 / 0%	0 / 0%	0 / 0%	0 / 0%	0 / 0%
	0	0 / 0%	0 / 0%	0 / 0%	0 / 0%	0 / 0%	0 / 0%	0 / 0%

466 - CONSUMER CREDIT COMMISSIONER - SPECIAL TRADE UNADJUSTED GOAL IS 32.9%								
-I	0	0 / 0%	0 / 0%	0 / 0%	0 / 0%	0 / 0%	0 / 0%	0 / 0%
N	0	0 / 0%	0 / 0%	0 / 0%	0 / 0%	0 / 0%	0 / 0%	0 / 0%
S	***	0 / 0%	0 / 0%	0 / 0%	0 / 0%	0 / 0%	0 / 0%	0 / 0%
T	0	0 / 0%	0 / 0%	0 / 0%	0 / 0%	0 / 0%	0 / 0%	0 / 0%
-TC	0	0 / 0%	0 / 0%	0 / 0%	0 / 0%	0 / 0%	0 / 0%	0 / 0%
	0	0 / 0%	0 / 0%	0 / 0%	0 / 0%	0 / 0%	0 / 0%	0 / 0%

*** DOLLARS REPORTED BUT NOT SHOWN IN THESE COLUMNS. T=TREASURY, N=NON-TREASURY, S=SUBCONTRACTOR FUNDS & PROCUREMENT CARD HUB PURCHASES, TC=TERM CONTRACT, I= INTER GOVERNMENTAL PAYMENTS.



TEXAS HISTORICALLY UNDERUTILIZED BUSINESS (HUB) ANNUAL REPORT RECEIVED FOR FISCAL YEAR 2024

SECTION VII - STATE AGENCY EXPENDITURE DATA

RECORD TYPE	TOTAL EXPENDITURE	TOTAL SPENT WITH HUBS AMOUNT / %	BLACK AMOUNT / %	HISPANIC AMOUNT / %	WOMAN AMOUNT / %	ASIAN PACIFIC AMOUNT / %	NATIVE AMERICAN AMOUNT / %	SERVICE-DISABLED VETERAN AMOUNT / %
466 - CONSUMER CREDIT COMMISSIONER - PROFESSIONAL SERVICES UNADJUSTED GOAL IS 23.7%								
-I	0	0 / 0%	0 / 0%	0 / 0%	0 / 0%	0 / 0%	0 / 0%	0 / 0%
N	0	0 / 0%	0 / 0%	0 / 0%	0 / 0%	0 / 0%	0 / 0%	0 / 0%
S	***	0 / 0%	0 / 0%	0 / 0%	0 / 0%	0 / 0%	0 / 0%	0 / 0%
T	\$34,700	\$34,700 / 100.00%	0 / 0%	\$34,700 / 100.00%	0 / 0%	0 / 0%	0 / 0%	0 / 0%
-TC	0	0 / 0%	0 / 0%	0 / 0%	0 / 0%	0 / 0%	0 / 0%	0 / 0%
	\$34,700	\$34,700 / 100.00%	0 / 0%	\$34,700 / 100.00%	0 / 0%	0 / 0%	0 / 0%	0 / 0%

466 - CONSUMER CREDIT COMMISSIONER - OTHER SERVICES UNADJUSTED GOAL IS 26%								
-I	0	0 / 0%	0 / 0%	0 / 0%	0 / 0%	0 / 0%	0 / 0%	0 / 0%
N	0	0 / 0%	0 / 0%	0 / 0%	0 / 0%	0 / 0%	0 / 0%	0 / 0%
S	***	0 / 0%	0 / 0%	0 / 0%	0 / 0%	0 / 0%	0 / 0%	0 / 0%
T	\$308,569	\$201,738 / 65.38%	0 / 0%	\$147,120 / 47.68%	\$51,294 / 16.62%	\$3,324 / 1.08%	0 / 0%	0 / 0%
-TC	\$7,319	\$668 / 9.13%	0 / 0%	0 / 0%	\$668 / 9.13%	0 / 0%	0 / 0%	0 / 0%
	\$301,250	\$201,070 / 66.75%	0 / 0%	\$147,120 / 48.84%	\$50,626 / 16.81%	\$3,324 / 1.10%	0 / 0%	0 / 0%

466 - CONSUMER CREDIT COMMISSIONER - COMMODITY PURCHASING UNADJUSTED GOAL IS 21.1%								
-I	0	0 / 0%	0 / 0%	0 / 0%	0 / 0%	0 / 0%	0 / 0%	0 / 0%
N	0	0 / 0%	0 / 0%	0 / 0%	0 / 0%	0 / 0%	0 / 0%	0 / 0%
S	***	0 / 0%	0 / 0%	0 / 0%	0 / 0%	0 / 0%	0 / 0%	0 / 0%
T	\$55,030	\$33,053 / 60.06%	\$24,940 / 45.32%	\$1,668 / 3.03%	\$1,541 / 2.80%	\$4,905 / 8.91%	0 / 0%	0 / 0%
-TC	0	0 / 0%	0 / 0%	0 / 0%	0 / 0%	0 / 0%	0 / 0%	0 / 0%
	\$55,030	\$33,053 / 60.06%	\$24,940 / 45.32%	\$1,668 / 3.03%	\$1,541 / 2.80%	\$4,905 / 8.91%	0 / 0%	0 / 0%

*** DOLLARS REPORTED BUT NOT SHOWN IN THESE COLUMNS. T=TREASURY, N=NON-TREASURY, S=SUBCONTRACTOR FUNDS & PROCUREMENT CARD HUB PURCHASES, TC=TERM CONTRACT, I= INTER GOVERNMENTAL PAYMENTS.



TEXAS HISTORICALLY UNDERUTILIZED BUSINESS (HUB) ANNUAL REPORT RECEIVED FOR FISCAL YEAR 2024

SECTION VII - STATE AGENCY EXPENDITURE DATA

RECORD TYPE	TOTAL EXPENDITURE	TOTAL SPENT WITH HUBS AMOUNT / %	BLACK AMOUNT / %	HISPANIC AMOUNT / %	WOMAN AMOUNT / %	ASIAN PACIFIC AMOUNT / %	NATIVE AMERICAN AMOUNT / %	SERVICE-DISABLED VETERAN AMOUNT / %
466 - CONSUMER CREDIT COMMISSIONER - Statewide Grand Total Expenditures								
-I	0	0 / 0%	0 / 0%	0 / 0%	0 / 0%	0 / 0%	0 / 0%	0 / 0%
N	0	0 / 0%	0 / 0%	0 / 0%	0 / 0%	0 / 0%	0 / 0%	0 / 0%
S	***	0 / 0%	0 / 0%	0 / 0%	0 / 0%	0 / 0%	0 / 0%	0 / 0%
T	\$398,300	\$269,491 / 67.66%	\$24,940 / 6.26%	\$183,488 / 46.07%	\$52,835 / 13.27%	\$8,229 / 2.07%	0 / 0%	0 / 0%
-TC	\$7,319	\$668 / 9.13%	0 / 0%	0 / 0%	\$668 / 9.13%	0 / 0%	0 / 0%	0 / 0%
	\$390,981	\$268,823 / 68.76%	\$24,940 / 6.38%	\$183,488 / 46.93%	\$52,167 / 13.34%	\$8,229 / 2.10%	0 / 0%	0 / 0%

*** DOLLARS REPORTED BUT NOT SHOWN IN THESE COLUMNS. T=TREASURY, N=NON-TREASURY, S=SUBCONTRACTOR FUNDS & PROCUREMENT CARD HUB PURCHASES, TC=TERM CONTRACT, I= INTER GOVERNMENTAL PAYMENTS.



TEXAS HISTORICALLY UNDERUTILIZED BUSINESS (HUB) ANNUAL REPORT RECEIVED FOR FISCAL YEAR 2024

SECTION VII - STATE AGENCY EXPENDITURE DATA

RECORD TYPE	TOTAL EXPENDITURE	TOTAL SPENT WITH HUBS AMOUNT / %	BLACK AMOUNT / %	HISPANIC AMOUNT / %	WOMAN AMOUNT / %	ASIAN PACIFIC AMOUNT / %	NATIVE AMERICAN AMOUNT / %	SERVICE-DISABLED VETERAN AMOUNT / %
-------------	-------------------	----------------------------------	------------------	---------------------	------------------	--------------------------	----------------------------	-------------------------------------

469 - CREDIT UNION DEPARTMENT - HEAVY CONSTRUCTION UNADJUSTED GOAL IS 11.2%

-I	0	0 / 0%	0 / 0%	0 / 0%	0 / 0%	0 / 0%	0 / 0%	0 / 0%
N	0	0 / 0%	0 / 0%	0 / 0%	0 / 0%	0 / 0%	0 / 0%	0 / 0%
S	***	0 / 0%	0 / 0%	0 / 0%	0 / 0%	0 / 0%	0 / 0%	0 / 0%
T	0	0 / 0%	0 / 0%	0 / 0%	0 / 0%	0 / 0%	0 / 0%	0 / 0%
-TC	0	0 / 0%	0 / 0%	0 / 0%	0 / 0%	0 / 0%	0 / 0%	0 / 0%
	0	0 / 0%	0 / 0%	0 / 0%	0 / 0%	0 / 0%	0 / 0%	0 / 0%

469 - CREDIT UNION DEPARTMENT - BUILDING CONSTRUCTION UNADJUSTED GOAL IS 21.1%

-I	0	0 / 0%	0 / 0%	0 / 0%	0 / 0%	0 / 0%	0 / 0%	0 / 0%
N	0	0 / 0%	0 / 0%	0 / 0%	0 / 0%	0 / 0%	0 / 0%	0 / 0%
S	***	0 / 0%	0 / 0%	0 / 0%	0 / 0%	0 / 0%	0 / 0%	0 / 0%
T	0	0 / 0%	0 / 0%	0 / 0%	0 / 0%	0 / 0%	0 / 0%	0 / 0%
-TC	0	0 / 0%	0 / 0%	0 / 0%	0 / 0%	0 / 0%	0 / 0%	0 / 0%
	0	0 / 0%	0 / 0%	0 / 0%	0 / 0%	0 / 0%	0 / 0%	0 / 0%

469 - CREDIT UNION DEPARTMENT - SPECIAL TRADE UNADJUSTED GOAL IS 32.9%

-I	0	0 / 0%	0 / 0%	0 / 0%	0 / 0%	0 / 0%	0 / 0%	0 / 0%
N	0	0 / 0%	0 / 0%	0 / 0%	0 / 0%	0 / 0%	0 / 0%	0 / 0%
S	***	0 / 0%	0 / 0%	0 / 0%	0 / 0%	0 / 0%	0 / 0%	0 / 0%
T	\$2,154	0 / 0%	0 / 0%	0 / 0%	0 / 0%	0 / 0%	0 / 0%	0 / 0%
-TC	0	0 / 0%	0 / 0%	0 / 0%	0 / 0%	0 / 0%	0 / 0%	0 / 0%
	\$2,154	0 / 0%	0 / 0%	0 / 0%	0 / 0%	0 / 0%	0 / 0%	0 / 0%

*** DOLLARS REPORTED BUT NOT SHOWN IN THESE COLUMNS. T=TREASURY, N=NON-TREASURY, S=SUBCONTRACTOR FUNDS & PROCUREMENT CARD HUB PURCHASES, TC=TERM CONTRACT, I= INTER GOVERNMENTAL PAYMENTS.



TEXAS HISTORICALLY UNDERUTILIZED BUSINESS (HUB) ANNUAL REPORT RECEIVED FOR FISCAL YEAR 2024

SECTION VII - STATE AGENCY EXPENDITURE DATA

RECORD TYPE	TOTAL EXPENDITURE	TOTAL SPENT WITH HUBS AMOUNT / %	BLACK AMOUNT / %	HISPANIC AMOUNT / %	WOMAN AMOUNT / %	ASIAN PACIFIC AMOUNT / %	NATIVE AMERICAN AMOUNT / %	SERVICE-DISABLED VETERAN AMOUNT / %
469 - CREDIT UNION DEPARTMENT - PROFESSIONAL SERVICES UNADJUSTED GOAL IS 23.7%								
-I	0	0 / 0%	0 / 0%	0 / 0%	0 / 0%	0 / 0%	0 / 0%	0 / 0%
N	0	0 / 0%	0 / 0%	0 / 0%	0 / 0%	0 / 0%	0 / 0%	0 / 0%
S	***	0 / 0%	0 / 0%	0 / 0%	0 / 0%	0 / 0%	0 / 0%	0 / 0%
T	\$53,486	0 / 0%	0 / 0%	0 / 0%	0 / 0%	0 / 0%	0 / 0%	0 / 0%
-TC	0	0 / 0%	0 / 0%	0 / 0%	0 / 0%	0 / 0%	0 / 0%	0 / 0%
	\$53,486	0 / 0%	0 / 0%	0 / 0%	0 / 0%	0 / 0%	0 / 0%	0 / 0%

469 - CREDIT UNION DEPARTMENT - OTHER SERVICES UNADJUSTED GOAL IS 26%								
-I	0	0 / 0%	0 / 0%	0 / 0%	0 / 0%	0 / 0%	0 / 0%	0 / 0%
N	0	0 / 0%	0 / 0%	0 / 0%	0 / 0%	0 / 0%	0 / 0%	0 / 0%
S	***	0 / 0%	0 / 0%	0 / 0%	0 / 0%	0 / 0%	0 / 0%	0 / 0%
T	\$137,412	\$66,453 / 48.36%	\$3,885 / 2.83%	0 / 0%	\$62,568 / 45.53%	0 / 0%	0 / 0%	0 / 0%
-TC	\$564	\$171 / 30.30%	0 / 0%	0 / 0%	\$171 / 30.30%	0 / 0%	0 / 0%	0 / 0%
	\$136,847	\$66,282 / 48.44%	\$3,885 / 2.84%	0 / 0%	\$62,397 / 45.60%	0 / 0%	0 / 0%	0 / 0%

469 - CREDIT UNION DEPARTMENT - COMMODITY PURCHASING UNADJUSTED GOAL IS 21.1%								
-I	0	0 / 0%	0 / 0%	0 / 0%	0 / 0%	0 / 0%	0 / 0%	0 / 0%
N	0	0 / 0%	0 / 0%	0 / 0%	0 / 0%	0 / 0%	0 / 0%	0 / 0%
S	***	0 / 0%	0 / 0%	0 / 0%	0 / 0%	0 / 0%	0 / 0%	0 / 0%
T	\$59,840	\$35,486 / 59.30%	0 / 0%	0 / 0%	\$355 / 0.59%	\$35,131 / 58.71%	0 / 0%	0 / 0%
-TC	\$2,904	0 / 0%	0 / 0%	0 / 0%	0 / 0%	0 / 0%	0 / 0%	0 / 0%
	\$56,936	\$35,486 / 62.33%	0 / 0%	0 / 0%	\$355 / 0.62%	\$35,131 / 61.70%	0 / 0%	0 / 0%

*** DOLLARS REPORTED BUT NOT SHOWN IN THESE COLUMNS. T=TREASURY, N=NON-TREASURY, S=SUBCONTRACTOR FUNDS & PROCUREMENT CARD HUB PURCHASES, TC=TERM CONTRACT, I= INTER GOVERNMENTAL PAYMENTS.



TEXAS HISTORICALLY UNDERUTILIZED BUSINESS (HUB) ANNUAL REPORT RECEIVED FOR FISCAL YEAR 2024

SECTION VII - STATE AGENCY EXPENDITURE DATA

RECORD TYPE	TOTAL EXPENDITURE	TOTAL SPENT WITH HUBS AMOUNT / %	BLACK AMOUNT / %	HISPANIC AMOUNT / %	WOMAN AMOUNT / %	ASIAN PACIFIC AMOUNT / %	NATIVE AMERICAN AMOUNT / %	SERVICE-DISABLED VETERAN AMOUNT / %
469 - CREDIT UNION DEPARTMENT - Statewide Grand Total Expenditures								
-I	0	0 / 0%	0 / 0%	0 / 0%	0 / 0%	0 / 0%	0 / 0%	0 / 0%
N	0	0 / 0%	0 / 0%	0 / 0%	0 / 0%	0 / 0%	0 / 0%	0 / 0%
S	***	0 / 0%	0 / 0%	0 / 0%	0 / 0%	0 / 0%	0 / 0%	0 / 0%
T	\$252,892	\$101,939 / 40.31%	\$3,885 / 1.54%	0 / 0%	\$62,924 / 24.88%	\$35,131 / 13.89%	0 / 0%	0 / 0%
-TC	\$3,468	\$171 / 4.93%	0 / 0%	0 / 0%	\$171 / 4.93%	0 / 0%	0 / 0%	0 / 0%
	\$249,424	\$101,768 / 40.80%	\$3,885 / 1.56%	0 / 0%	\$62,753 / 25.16%	\$35,131 / 14.08%	0 / 0%	0 / 0%

*** DOLLARS REPORTED BUT NOT SHOWN IN THESE COLUMNS. T=TREASURY, N=NON-TREASURY, S=SUBCONTRACTOR FUNDS & PROCUREMENT CARD HUB PURCHASES, TC=TERM CONTRACT, I= INTER GOVERNMENTAL PAYMENTS.



TEXAS HISTORICALLY UNDERUTILIZED BUSINESS (HUB) ANNUAL REPORT RECEIVED FOR FISCAL YEAR 2024

SECTION VII - STATE AGENCY EXPENDITURE DATA

RECORD TYPE	TOTAL EXPENDITURE	TOTAL SPENT WITH HUBS AMOUNT / %	BLACK AMOUNT / %	HISPANIC AMOUNT / %	WOMAN AMOUNT / %	ASIAN PACIFIC AMOUNT / %	NATIVE AMERICAN AMOUNT / %	SERVICE-DISABLED VETERAN AMOUNT / %
473 - PUBLIC UTILITY COMMISSION OF TEXAS - HEAVY CONSTRUCTION UNADJUSTED GOAL IS 11.2%								
-I	0	0 / 0%	0 / 0%	0 / 0%	0 / 0%	0 / 0%	0 / 0%	0 / 0%
N	0	0 / 0%	0 / 0%	0 / 0%	0 / 0%	0 / 0%	0 / 0%	0 / 0%
S	***	0 / 0%	0 / 0%	0 / 0%	0 / 0%	0 / 0%	0 / 0%	0 / 0%
T	0	0 / 0%	0 / 0%	0 / 0%	0 / 0%	0 / 0%	0 / 0%	0 / 0%
-TC	0	0 / 0%	0 / 0%	0 / 0%	0 / 0%	0 / 0%	0 / 0%	0 / 0%
	0	0 / 0%	0 / 0%	0 / 0%	0 / 0%	0 / 0%	0 / 0%	0 / 0%
473 - PUBLIC UTILITY COMMISSION OF TEXAS - BUILDING CONSTRUCTION UNADJUSTED GOAL IS 21.1%								
-I	0	0 / 0%	0 / 0%	0 / 0%	0 / 0%	0 / 0%	0 / 0%	0 / 0%
N	0	0 / 0%	0 / 0%	0 / 0%	0 / 0%	0 / 0%	0 / 0%	0 / 0%
S	***	0 / 0%	0 / 0%	0 / 0%	0 / 0%	0 / 0%	0 / 0%	0 / 0%
T	0	0 / 0%	0 / 0%	0 / 0%	0 / 0%	0 / 0%	0 / 0%	0 / 0%
-TC	0	0 / 0%	0 / 0%	0 / 0%	0 / 0%	0 / 0%	0 / 0%	0 / 0%
	0	0 / 0%	0 / 0%	0 / 0%	0 / 0%	0 / 0%	0 / 0%	0 / 0%
473 - PUBLIC UTILITY COMMISSION OF TEXAS - SPECIAL TRADE UNADJUSTED GOAL IS 32.9%								
-I	0	0 / 0%	0 / 0%	0 / 0%	0 / 0%	0 / 0%	0 / 0%	0 / 0%
N	0	0 / 0%	0 / 0%	0 / 0%	0 / 0%	0 / 0%	0 / 0%	0 / 0%
S	***	0 / 0%	0 / 0%	0 / 0%	0 / 0%	0 / 0%	0 / 0%	0 / 0%
T	\$78	0 / 0%	0 / 0%	0 / 0%	0 / 0%	0 / 0%	0 / 0%	0 / 0%
-TC	0	0 / 0%	0 / 0%	0 / 0%	0 / 0%	0 / 0%	0 / 0%	0 / 0%
	\$78	0 / 0%	0 / 0%	0 / 0%	0 / 0%	0 / 0%	0 / 0%	0 / 0%

*** DOLLARS REPORTED BUT NOT SHOWN IN THESE COLUMNS. T=TREASURY, N=NON-TREASURY, S=SUBCONTRACTOR FUNDS & PROCUREMENT CARD HUB PURCHASES, TC=TERM CONTRACT, I= INTER GOVERNMENTAL PAYMENTS.



TEXAS HISTORICALLY UNDERUTILIZED BUSINESS (HUB) ANNUAL REPORT RECEIVED FOR FISCAL YEAR 2024

SECTION VII - STATE AGENCY EXPENDITURE DATA

RECORD TYPE	TOTAL EXPENDITURE	TOTAL SPENT WITH HUBS AMOUNT / %	BLACK AMOUNT / %	HISPANIC AMOUNT / %	WOMAN AMOUNT / %	ASIAN PACIFIC AMOUNT / %	NATIVE AMERICAN AMOUNT / %	SERVICE-DISABLED VETERAN AMOUNT / %
473 - PUBLIC UTILITY COMMISSION OF TEXAS - PROFESSIONAL SERVICES UNADJUSTED GOAL IS 23.7%								
-I	0	0 / 0%	0 / 0%	0 / 0%	0 / 0%	0 / 0%	0 / 0%	0 / 0%
N	0	0 / 0%	0 / 0%	0 / 0%	0 / 0%	0 / 0%	0 / 0%	0 / 0%
S	***	0 / 0%	0 / 0%	0 / 0%	0 / 0%	0 / 0%	0 / 0%	0 / 0%
T	0	0 / 0%	0 / 0%	0 / 0%	0 / 0%	0 / 0%	0 / 0%	0 / 0%
-TC	0	0 / 0%	0 / 0%	0 / 0%	0 / 0%	0 / 0%	0 / 0%	0 / 0%
	0	0 / 0%	0 / 0%	0 / 0%	0 / 0%	0 / 0%	0 / 0%	0 / 0%

473 - PUBLIC UTILITY COMMISSION OF TEXAS - OTHER SERVICES UNADJUSTED GOAL IS 26%								
-I	0	0 / 0%	0 / 0%	0 / 0%	0 / 0%	0 / 0%	0 / 0%	0 / 0%
N	0	0 / 0%	0 / 0%	0 / 0%	0 / 0%	0 / 0%	0 / 0%	0 / 0%
S	***	0 / 0%	0 / 0%	0 / 0%	0 / 0%	0 / 0%	0 / 0%	0 / 0%
T	\$1,370,288	\$72,091 / 5.26%	\$70,408 / 5.14%	0 / 0%	\$1,683 / 0.12%	0 / 0%	0 / 0%	0 / 0%
-TC	\$1,809	\$1,443 / 79.79%	0 / 0%	0 / 0%	\$1,443 / 79.79%	0 / 0%	0 / 0%	0 / 0%
	\$1,368,479	\$70,647 / 5.16%	\$70,408 / 5.14%	0 / 0%	\$240 / 0.02%	0 / 0%	0 / 0%	0 / 0%

473 - PUBLIC UTILITY COMMISSION OF TEXAS - COMMODITY PURCHASING UNADJUSTED GOAL IS 21.1%								
-I	0	0 / 0%	0 / 0%	0 / 0%	0 / 0%	0 / 0%	0 / 0%	0 / 0%
N	0	0 / 0%	0 / 0%	0 / 0%	0 / 0%	0 / 0%	0 / 0%	0 / 0%
S	***	0 / 0%	0 / 0%	0 / 0%	0 / 0%	0 / 0%	0 / 0%	0 / 0%
T	\$1,944,257	\$183,510 / 9.44%	0 / 0%	\$117,522 / 6.04%	\$58,717 / 3.02%	\$7,271 / 0.37%	0 / 0%	0 / 0%
-TC	\$42,041	0 / 0%	0 / 0%	0 / 0%	0 / 0%	0 / 0%	0 / 0%	0 / 0%
	\$1,902,216	\$183,510 / 9.65%	0 / 0%	\$117,522 / 6.18%	\$58,717 / 3.09%	\$7,271 / 0.38%	0 / 0%	0 / 0%

*** DOLLARS REPORTED BUT NOT SHOWN IN THESE COLUMNS. T=TREASURY, N=NON-TREASURY, S=SUBCONTRACTOR FUNDS & PROCUREMENT CARD HUB PURCHASES, TC=TERM CONTRACT, I= INTER GOVERNMENTAL PAYMENTS.



TEXAS HISTORICALLY UNDERUTILIZED BUSINESS (HUB) ANNUAL REPORT RECEIVED FOR FISCAL YEAR 2024

SECTION VII - STATE AGENCY EXPENDITURE DATA

RECORD TYPE	TOTAL EXPENDITURE	TOTAL SPENT WITH HUBS AMOUNT / %	BLACK AMOUNT / %	HISPANIC AMOUNT / %	WOMAN AMOUNT / %	ASIAN PACIFIC AMOUNT / %	NATIVE AMERICAN AMOUNT / %	SERVICE-DISABLED VETERAN AMOUNT / %
473 - PUBLIC UTILITY COMMISSION OF TEXAS - Statewide Grand Total Expenditures								
-I	0	0 / 0%	0 / 0%	0 / 0%	0 / 0%	0 / 0%	0 / 0%	0 / 0%
N	0	0 / 0%	0 / 0%	0 / 0%	0 / 0%	0 / 0%	0 / 0%	0 / 0%
S	***	0 / 0%	0 / 0%	0 / 0%	0 / 0%	0 / 0%	0 / 0%	0 / 0%
T	\$3,314,623	\$255,601 / 7.71%	\$70,408 / 2.12%	\$117,522 / 3.55%	\$60,400 / 1.82%	\$7,271 / 0.22%	0 / 0%	0 / 0%
-TC	\$43,849	\$1,443 / 3.29%	0 / 0%	0 / 0%	\$1,443 / 3.29%	0 / 0%	0 / 0%	0 / 0%
	\$3,270,773	\$254,158 / 7.77%	\$70,408 / 2.15%	\$117,522 / 3.59%	\$58,957 / 1.80%	\$7,271 / 0.22%	0 / 0%	0 / 0%

*** DOLLARS REPORTED BUT NOT SHOWN IN THESE COLUMNS. T=TREASURY, N=NON-TREASURY, S=SUBCONTRACTOR FUNDS & PROCUREMENT CARD HUB PURCHASES, TC=TERM CONTRACT, I= INTER GOVERNMENTAL PAYMENTS.



TEXAS HISTORICALLY UNDERUTILIZED BUSINESS (HUB) ANNUAL REPORT RECEIVED FOR FISCAL YEAR 2024

SECTION VII - STATE AGENCY EXPENDITURE DATA

RECORD TYPE	TOTAL EXPENDITURE	TOTAL SPENT WITH HUBS AMOUNT / %	BLACK AMOUNT / %	HISPANIC AMOUNT / %	WOMAN AMOUNT / %	ASIAN PACIFIC AMOUNT / %	NATIVE AMERICAN AMOUNT / %	SERVICE-DISABLED VETERAN AMOUNT / %
475 - OFFICE OF PUBLIC UTILITY COUNSEL - HEAVY CONSTRUCTION UNADJUSTED GOAL IS 11.2%								
-I	0	0 / 0%	0 / 0%	0 / 0%	0 / 0%	0 / 0%	0 / 0%	0 / 0%
N	0	0 / 0%	0 / 0%	0 / 0%	0 / 0%	0 / 0%	0 / 0%	0 / 0%
S	***	0 / 0%	0 / 0%	0 / 0%	0 / 0%	0 / 0%	0 / 0%	0 / 0%
T	0	0 / 0%	0 / 0%	0 / 0%	0 / 0%	0 / 0%	0 / 0%	0 / 0%
-TC	0	0 / 0%	0 / 0%	0 / 0%	0 / 0%	0 / 0%	0 / 0%	0 / 0%
	0	0 / 0%	0 / 0%	0 / 0%	0 / 0%	0 / 0%	0 / 0%	0 / 0%

475 - OFFICE OF PUBLIC UTILITY COUNSEL - BUILDING CONSTRUCTION UNADJUSTED GOAL IS 21.1%								
-I	0	0 / 0%	0 / 0%	0 / 0%	0 / 0%	0 / 0%	0 / 0%	0 / 0%
N	0	0 / 0%	0 / 0%	0 / 0%	0 / 0%	0 / 0%	0 / 0%	0 / 0%
S	***	0 / 0%	0 / 0%	0 / 0%	0 / 0%	0 / 0%	0 / 0%	0 / 0%
T	0	0 / 0%	0 / 0%	0 / 0%	0 / 0%	0 / 0%	0 / 0%	0 / 0%
-TC	0	0 / 0%	0 / 0%	0 / 0%	0 / 0%	0 / 0%	0 / 0%	0 / 0%
	0	0 / 0%	0 / 0%	0 / 0%	0 / 0%	0 / 0%	0 / 0%	0 / 0%

475 - OFFICE OF PUBLIC UTILITY COUNSEL - SPECIAL TRADE UNADJUSTED GOAL IS 32.9%								
-I	0	0 / 0%	0 / 0%	0 / 0%	0 / 0%	0 / 0%	0 / 0%	0 / 0%
N	0	0 / 0%	0 / 0%	0 / 0%	0 / 0%	0 / 0%	0 / 0%	0 / 0%
S	***	0 / 0%	0 / 0%	0 / 0%	0 / 0%	0 / 0%	0 / 0%	0 / 0%
T	0	0 / 0%	0 / 0%	0 / 0%	0 / 0%	0 / 0%	0 / 0%	0 / 0%
-TC	0	0 / 0%	0 / 0%	0 / 0%	0 / 0%	0 / 0%	0 / 0%	0 / 0%
	0	0 / 0%	0 / 0%	0 / 0%	0 / 0%	0 / 0%	0 / 0%	0 / 0%

*** DOLLARS REPORTED BUT NOT SHOWN IN THESE COLUMNS. T=TREASURY, N=NON-TREASURY, S=SUBCONTRACTOR FUNDS & PROCUREMENT CARD HUB PURCHASES, TC=TERM CONTRACT, I= INTER GOVERNMENTAL PAYMENTS.



TEXAS HISTORICALLY UNDERUTILIZED BUSINESS (HUB) ANNUAL REPORT RECEIVED FOR FISCAL YEAR 2024

SECTION VII - STATE AGENCY EXPENDITURE DATA

RECORD TYPE	TOTAL EXPENDITURE	TOTAL SPENT WITH HUBS AMOUNT / %	BLACK AMOUNT / %	HISPANIC AMOUNT / %	WOMAN AMOUNT / %	ASIAN PACIFIC AMOUNT / %	NATIVE AMERICAN AMOUNT / %	SERVICE-DISABLED VETERAN AMOUNT / %
475 - OFFICE OF PUBLIC UTILITY COUNSEL - PROFESSIONAL SERVICES UNADJUSTED GOAL IS 23.7%								
-I	0	0 / 0%	0 / 0%	0 / 0%	0 / 0%	0 / 0%	0 / 0%	0 / 0%
N	0	0 / 0%	0 / 0%	0 / 0%	0 / 0%	0 / 0%	0 / 0%	0 / 0%
S	***	0 / 0%	0 / 0%	0 / 0%	0 / 0%	0 / 0%	0 / 0%	0 / 0%
T	0	0 / 0%	0 / 0%	0 / 0%	0 / 0%	0 / 0%	0 / 0%	0 / 0%
-TC	0	0 / 0%	0 / 0%	0 / 0%	0 / 0%	0 / 0%	0 / 0%	0 / 0%
	0	0 / 0%	0 / 0%	0 / 0%	0 / 0%	0 / 0%	0 / 0%	0 / 0%

475 - OFFICE OF PUBLIC UTILITY COUNSEL - OTHER SERVICES UNADJUSTED GOAL IS 26%								
-I	0	0 / 0%	0 / 0%	0 / 0%	0 / 0%	0 / 0%	0 / 0%	0 / 0%
N	0	0 / 0%	0 / 0%	0 / 0%	0 / 0%	0 / 0%	0 / 0%	0 / 0%
S	***	0 / 0%	0 / 0%	0 / 0%	0 / 0%	0 / 0%	0 / 0%	0 / 0%
T	\$122,843	\$17,643 / 14.36%	0 / 0%	\$515 / 0.42%	\$398 / 0.32%	\$16,730 / 13.62%	0 / 0%	0 / 0%
-TC	\$255	\$98 / 38.63%	0 / 0%	0 / 0%	\$98 / 38.63%	0 / 0%	0 / 0%	0 / 0%
	\$122,588	\$17,545 / 14.31%	0 / 0%	\$515 / 0.42%	\$300 / 0.24%	\$16,730 / 13.65%	0 / 0%	0 / 0%

475 - OFFICE OF PUBLIC UTILITY COUNSEL - COMMODITY PURCHASING UNADJUSTED GOAL IS 21.1%								
-I	0	0 / 0%	0 / 0%	0 / 0%	0 / 0%	0 / 0%	0 / 0%	0 / 0%
N	0	0 / 0%	0 / 0%	0 / 0%	0 / 0%	0 / 0%	0 / 0%	0 / 0%
S	***	0 / 0%	0 / 0%	0 / 0%	0 / 0%	0 / 0%	0 / 0%	0 / 0%
T	\$4,256	\$3,738 / 87.83%	0 / 0%	\$1,030 / 24.20%	\$2,708 / 63.63%	0 / 0%	0 / 0%	0 / 0%
-TC	\$472	0 / 0%	0 / 0%	0 / 0%	0 / 0%	0 / 0%	0 / 0%	0 / 0%
	\$3,784	\$3,738 / 98.78%	0 / 0%	\$1,030 / 27.22%	\$2,708 / 71.57%	0 / 0%	0 / 0%	0 / 0%

*** DOLLARS REPORTED BUT NOT SHOWN IN THESE COLUMNS. T=TREASURY, N=NON-TREASURY, S=SUBCONTRACTOR FUNDS & PROCUREMENT CARD HUB PURCHASES, TC=TERM CONTRACT, I= INTER GOVERNMENTAL PAYMENTS.



TEXAS HISTORICALLY UNDERUTILIZED BUSINESS (HUB) ANNUAL REPORT RECEIVED FOR FISCAL YEAR 2024

SECTION VII - STATE AGENCY EXPENDITURE DATA

RECORD TYPE	TOTAL EXPENDITURE	TOTAL SPENT WITH HUBS AMOUNT / %	BLACK AMOUNT / %	HISPANIC AMOUNT / %	WOMAN AMOUNT / %	ASIAN PACIFIC AMOUNT / %	NATIVE AMERICAN AMOUNT / %	SERVICE-DISABLED VETERAN AMOUNT / %
475 - OFFICE OF PUBLIC UTILITY COUNSEL - Statewide Grand Total Expenditures								
-I	0	0 / 0%	0 / 0%	0 / 0%	0 / 0%	0 / 0%	0 / 0%	0 / 0%
N	0	0 / 0%	0 / 0%	0 / 0%	0 / 0%	0 / 0%	0 / 0%	0 / 0%
S	***	0 / 0%	0 / 0%	0 / 0%	0 / 0%	0 / 0%	0 / 0%	0 / 0%
T	\$127,099	\$21,382 / 16.82%	0 / 0%	\$1,545 / 1.22%	\$3,107 / 2.44%	\$16,730 / 13.16%	0 / 0%	0 / 0%
-TC	\$727	\$98 / 13.53%	0 / 0%	0 / 0%	\$98 / 13.53%	0 / 0%	0 / 0%	0 / 0%
	\$126,372	\$21,283 / 16.84%	0 / 0%	\$1,545 / 1.22%	\$3,008 / 2.38%	\$16,730 / 13.24%	0 / 0%	0 / 0%

*** DOLLARS REPORTED BUT NOT SHOWN IN THESE COLUMNS. T=TREASURY, N=NON-TREASURY, S=SUBCONTRACTOR FUNDS & PROCUREMENT CARD HUB PURCHASES, TC=TERM CONTRACT, I= INTER GOVERNMENTAL PAYMENTS.



TEXAS HISTORICALLY UNDERUTILIZED BUSINESS (HUB) ANNUAL REPORT RECEIVED FOR FISCAL YEAR 2024

SECTION VII - STATE AGENCY EXPENDITURE DATA

RECORD TYPE	TOTAL EXPENDITURE	TOTAL SPENT WITH HUBS AMOUNT / %	BLACK AMOUNT / %	HISPANIC AMOUNT / %	WOMAN AMOUNT / %	ASIAN PACIFIC AMOUNT / %	NATIVE AMERICAN AMOUNT / %	SERVICE-DISABLED VETERAN AMOUNT / %
476 - TEXAS RACING COMMISSION - HEAVY CONSTRUCTION UNADJUSTED GOAL IS 11.2%								
-I	0	0 / 0%	0 / 0%	0 / 0%	0 / 0%	0 / 0%	0 / 0%	0 / 0%
N	0	0 / 0%	0 / 0%	0 / 0%	0 / 0%	0 / 0%	0 / 0%	0 / 0%
S	***	0 / 0%	0 / 0%	0 / 0%	0 / 0%	0 / 0%	0 / 0%	0 / 0%
T	0	0 / 0%	0 / 0%	0 / 0%	0 / 0%	0 / 0%	0 / 0%	0 / 0%
-TC	0	0 / 0%	0 / 0%	0 / 0%	0 / 0%	0 / 0%	0 / 0%	0 / 0%
	0	0 / 0%	0 / 0%	0 / 0%	0 / 0%	0 / 0%	0 / 0%	0 / 0%

476 - TEXAS RACING COMMISSION - BUILDING CONSTRUCTION UNADJUSTED GOAL IS 21.1%								
-I	0	0 / 0%	0 / 0%	0 / 0%	0 / 0%	0 / 0%	0 / 0%	0 / 0%
N	0	0 / 0%	0 / 0%	0 / 0%	0 / 0%	0 / 0%	0 / 0%	0 / 0%
S	***	0 / 0%	0 / 0%	0 / 0%	0 / 0%	0 / 0%	0 / 0%	0 / 0%
T	0	0 / 0%	0 / 0%	0 / 0%	0 / 0%	0 / 0%	0 / 0%	0 / 0%
-TC	0	0 / 0%	0 / 0%	0 / 0%	0 / 0%	0 / 0%	0 / 0%	0 / 0%
	0	0 / 0%	0 / 0%	0 / 0%	0 / 0%	0 / 0%	0 / 0%	0 / 0%

476 - TEXAS RACING COMMISSION - SPECIAL TRADE UNADJUSTED GOAL IS 32.9%								
-I	0	0 / 0%	0 / 0%	0 / 0%	0 / 0%	0 / 0%	0 / 0%	0 / 0%
N	0	0 / 0%	0 / 0%	0 / 0%	0 / 0%	0 / 0%	0 / 0%	0 / 0%
S	***	0 / 0%	0 / 0%	0 / 0%	0 / 0%	0 / 0%	0 / 0%	0 / 0%
T	0	0 / 0%	0 / 0%	0 / 0%	0 / 0%	0 / 0%	0 / 0%	0 / 0%
-TC	0	0 / 0%	0 / 0%	0 / 0%	0 / 0%	0 / 0%	0 / 0%	0 / 0%
	0	0 / 0%	0 / 0%	0 / 0%	0 / 0%	0 / 0%	0 / 0%	0 / 0%

*** DOLLARS REPORTED BUT NOT SHOWN IN THESE COLUMNS. T=TREASURY, N=NON-TREASURY, S=SUBCONTRACTOR FUNDS & PROCUREMENT CARD HUB PURCHASES, TC=TERM CONTRACT, I= INTER GOVERNMENTAL PAYMENTS.



TEXAS HISTORICALLY UNDERUTILIZED BUSINESS (HUB) ANNUAL REPORT RECEIVED FOR FISCAL YEAR 2024

SECTION VII - STATE AGENCY EXPENDITURE DATA

RECORD TYPE	TOTAL EXPENDITURE	TOTAL SPENT WITH HUBS AMOUNT / %	BLACK AMOUNT / %	HISPANIC AMOUNT / %	WOMAN AMOUNT / %	ASIAN PACIFIC AMOUNT / %	NATIVE AMERICAN AMOUNT / %	SERVICE-DISABLED VETERAN AMOUNT / %
-------------	-------------------	----------------------------------	------------------	---------------------	------------------	--------------------------	----------------------------	-------------------------------------

476 - TEXAS RACING COMMISSION - PROFESSIONAL SERVICES UNADJUSTED GOAL IS 23.7%

-I	0	0 / 0%	0 / 0%	0 / 0%	0 / 0%	0 / 0%	0 / 0%	0 / 0%
N	0	0 / 0%	0 / 0%	0 / 0%	0 / 0%	0 / 0%	0 / 0%	0 / 0%
S	***	0 / 0%	0 / 0%	0 / 0%	0 / 0%	0 / 0%	0 / 0%	0 / 0%
T	0	0 / 0%	0 / 0%	0 / 0%	0 / 0%	0 / 0%	0 / 0%	0 / 0%
-TC	0	0 / 0%	0 / 0%	0 / 0%	0 / 0%	0 / 0%	0 / 0%	0 / 0%
	0	0 / 0%	0 / 0%	0 / 0%	0 / 0%	0 / 0%	0 / 0%	0 / 0%

476 - TEXAS RACING COMMISSION - OTHER SERVICES UNADJUSTED GOAL IS 26%

-I	0	0 / 0%	0 / 0%	0 / 0%	0 / 0%	0 / 0%	0 / 0%	0 / 0%
N	0	0 / 0%	0 / 0%	0 / 0%	0 / 0%	0 / 0%	0 / 0%	0 / 0%
S	***	0 / 0%	0 / 0%	0 / 0%	0 / 0%	0 / 0%	0 / 0%	0 / 0%
T	\$617,770	\$95,213 / 15.41%	0 / 0%	\$18,835 / 3.05%	\$5,920 / 0.96%	\$70,459 / 11.41%	0 / 0%	0 / 0%
-TC	\$224	0 / 0%	0 / 0%	0 / 0%	0 / 0%	0 / 0%	0 / 0%	0 / 0%
	\$617,546	\$95,213 / 15.42%	0 / 0%	\$18,835 / 3.05%	\$5,920 / 0.96%	\$70,459 / 11.41%	0 / 0%	0 / 0%

476 - TEXAS RACING COMMISSION - COMMODITY PURCHASING UNADJUSTED GOAL IS 21.1%

-I	0	0 / 0%	0 / 0%	0 / 0%	0 / 0%	0 / 0%	0 / 0%	0 / 0%
N	0	0 / 0%	0 / 0%	0 / 0%	0 / 0%	0 / 0%	0 / 0%	0 / 0%
S	***	0 / 0%	0 / 0%	0 / 0%	0 / 0%	0 / 0%	0 / 0%	0 / 0%
T	\$176,129	\$120,709 / 68.53%	0 / 0%	\$2,675 / 1.52%	\$35,447 / 20.13%	\$82,587 / 46.89%	0 / 0%	0 / 0%
-TC	\$478	0 / 0%	0 / 0%	0 / 0%	0 / 0%	0 / 0%	0 / 0%	0 / 0%
	\$175,651	\$120,709 / 68.72%	0 / 0%	\$2,675 / 1.52%	\$35,447 / 20.18%	\$82,587 / 47.02%	0 / 0%	0 / 0%

*** DOLLARS REPORTED BUT NOT SHOWN IN THESE COLUMNS. T=TREASURY, N=NON-TREASURY, S=SUBCONTRACTOR FUNDS & PROCUREMENT CARD HUB PURCHASES, TC=TERM CONTRACT, I= INTER GOVERNMENTAL PAYMENTS.



TEXAS HISTORICALLY UNDERUTILIZED BUSINESS (HUB) ANNUAL REPORT RECEIVED FOR FISCAL YEAR 2024

SECTION VII - STATE AGENCY EXPENDITURE DATA

RECORD TYPE	TOTAL EXPENDITURE	TOTAL SPENT WITH HUBS AMOUNT / %	BLACK AMOUNT / %	HISPANIC AMOUNT / %	WOMAN AMOUNT / %	ASIAN PACIFIC AMOUNT / %	NATIVE AMERICAN AMOUNT / %	SERVICE-DISABLED VETERAN AMOUNT / %
476 - TEXAS RACING COMMISSION - Statewide Grand Total Expenditures								
-I	0	0 / 0%	0 / 0%	0 / 0%	0 / 0%	0 / 0%	0 / 0%	0 / 0%
N	0	0 / 0%	0 / 0%	0 / 0%	0 / 0%	0 / 0%	0 / 0%	0 / 0%
S	***	0 / 0%	0 / 0%	0 / 0%	0 / 0%	0 / 0%	0 / 0%	0 / 0%
T	\$793,900	\$215,922 / 27.20%	0 / 0%	\$21,509 / 2.71%	\$41,367 / 5.21%	\$153,046 / 19.28%	0 / 0%	0 / 0%
-TC	\$702	0 / 0%	0 / 0%	0 / 0%	0 / 0%	0 / 0%	0 / 0%	0 / 0%
	\$793,198	\$215,922 / 27.22%	0 / 0%	\$21,509 / 2.71%	\$41,367 / 5.22%	\$153,046 / 19.29%	0 / 0%	0 / 0%

*** DOLLARS REPORTED BUT NOT SHOWN IN THESE COLUMNS. T=TREASURY, N=NON-TREASURY, S=SUBCONTRACTOR FUNDS & PROCUREMENT CARD HUB PURCHASES, TC=TERM CONTRACT, I= INTER GOVERNMENTAL PAYMENTS.



TEXAS HISTORICALLY UNDERUTILIZED BUSINESS (HUB) ANNUAL REPORT RECEIVED FOR FISCAL YEAR 2024

SECTION VII - STATE AGENCY EXPENDITURE DATA

RECORD TYPE	TOTAL EXPENDITURE	TOTAL SPENT WITH HUBS AMOUNT / %	BLACK AMOUNT / %	HISPANIC AMOUNT / %	WOMAN AMOUNT / %	ASIAN PACIFIC AMOUNT / %	NATIVE AMERICAN AMOUNT / %	SERVICE-DISABLED VETERAN AMOUNT / %
477 - COMM/STATE EMERGENCY COMMUNICATION - HEAVY CONSTRUCTION UNADJUSTED GOAL IS 11.2%								
-I	0	0 / 0%	0 / 0%	0 / 0%	0 / 0%	0 / 0%	0 / 0%	0 / 0%
N	0	0 / 0%	0 / 0%	0 / 0%	0 / 0%	0 / 0%	0 / 0%	0 / 0%
S	***	0 / 0%	0 / 0%	0 / 0%	0 / 0%	0 / 0%	0 / 0%	0 / 0%
T	0	0 / 0%	0 / 0%	0 / 0%	0 / 0%	0 / 0%	0 / 0%	0 / 0%
-TC	0	0 / 0%	0 / 0%	0 / 0%	0 / 0%	0 / 0%	0 / 0%	0 / 0%
	0	0 / 0%	0 / 0%	0 / 0%	0 / 0%	0 / 0%	0 / 0%	0 / 0%
477 - COMM/STATE EMERGENCY COMMUNICATION - BUILDING CONSTRUCTION UNADJUSTED GOAL IS 21.1%								
-I	0	0 / 0%	0 / 0%	0 / 0%	0 / 0%	0 / 0%	0 / 0%	0 / 0%
N	0	0 / 0%	0 / 0%	0 / 0%	0 / 0%	0 / 0%	0 / 0%	0 / 0%
S	***	0 / 0%	0 / 0%	0 / 0%	0 / 0%	0 / 0%	0 / 0%	0 / 0%
T	0	0 / 0%	0 / 0%	0 / 0%	0 / 0%	0 / 0%	0 / 0%	0 / 0%
-TC	0	0 / 0%	0 / 0%	0 / 0%	0 / 0%	0 / 0%	0 / 0%	0 / 0%
	0	0 / 0%	0 / 0%	0 / 0%	0 / 0%	0 / 0%	0 / 0%	0 / 0%
477 - COMM/STATE EMERGENCY COMMUNICATION - SPECIAL TRADE UNADJUSTED GOAL IS 32.9%								
-I	0	0 / 0%	0 / 0%	0 / 0%	0 / 0%	0 / 0%	0 / 0%	0 / 0%
N	0	0 / 0%	0 / 0%	0 / 0%	0 / 0%	0 / 0%	0 / 0%	0 / 0%
S	***	0 / 0%	0 / 0%	0 / 0%	0 / 0%	0 / 0%	0 / 0%	0 / 0%
T	0	0 / 0%	0 / 0%	0 / 0%	0 / 0%	0 / 0%	0 / 0%	0 / 0%
-TC	0	0 / 0%	0 / 0%	0 / 0%	0 / 0%	0 / 0%	0 / 0%	0 / 0%
	0	0 / 0%	0 / 0%	0 / 0%	0 / 0%	0 / 0%	0 / 0%	0 / 0%

*** DOLLARS REPORTED BUT NOT SHOWN IN THESE COLUMNS. T=TREASURY, N=NON-TREASURY, S=SUBCONTRACTOR FUNDS & PROCUREMENT CARD HUB PURCHASES, TC=TERM CONTRACT, I= INTER GOVERNMENTAL PAYMENTS.



TEXAS HISTORICALLY UNDERUTILIZED BUSINESS (HUB) ANNUAL REPORT RECEIVED FOR FISCAL YEAR 2024

SECTION VII - STATE AGENCY EXPENDITURE DATA

RECORD TYPE	TOTAL EXPENDITURE	TOTAL SPENT WITH HUBS AMOUNT / %	BLACK AMOUNT / %	HISPANIC AMOUNT / %	WOMAN AMOUNT / %	ASIAN PACIFIC AMOUNT / %	NATIVE AMERICAN AMOUNT / %	SERVICE-DISABLED VETERAN AMOUNT / %
477 - COMM/STATE EMERGENCY COMMUNICATION - PROFESSIONAL SERVICES UNADJUSTED GOAL IS 23.7%								
-I	0	0 / 0%	0 / 0%	0 / 0%	0 / 0%	0 / 0%	0 / 0%	0 / 0%
N	0	0 / 0%	0 / 0%	0 / 0%	0 / 0%	0 / 0%	0 / 0%	0 / 0%
S	***	0 / 0%	0 / 0%	0 / 0%	0 / 0%	0 / 0%	0 / 0%	0 / 0%
T	\$41,790	\$41,790 / 100.00%	0 / 0%	\$41,790 / 100.00%	0 / 0%	0 / 0%	0 / 0%	0 / 0%
-TC	0	0 / 0%	0 / 0%	0 / 0%	0 / 0%	0 / 0%	0 / 0%	0 / 0%
	\$41,790	\$41,790 / 100.00%	0 / 0%	\$41,790 / 100.00%	0 / 0%	0 / 0%	0 / 0%	0 / 0%

477 - COMM/STATE EMERGENCY COMMUNICATION - OTHER SERVICES UNADJUSTED GOAL IS 26%								
-I	0	0 / 0%	0 / 0%	0 / 0%	0 / 0%	0 / 0%	0 / 0%	0 / 0%
N	0	0 / 0%	0 / 0%	0 / 0%	0 / 0%	0 / 0%	0 / 0%	0 / 0%
S	***	0 / 0%	0 / 0%	0 / 0%	0 / 0%	0 / 0%	0 / 0%	0 / 0%
T	\$2,940,209	\$860,404 / 29.26%	0 / 0%	\$110,813 / 3.77%	\$344,482 / 11.72%	\$285,815 / 9.72%	0 / 0%	\$119,294 / 4.06%
-TC	\$1,496	0 / 0%	0 / 0%	0 / 0%	0 / 0%	0 / 0%	0 / 0%	0 / 0%
	\$2,938,713	\$860,404 / 29.28%	0 / 0%	\$110,813 / 3.77%	\$344,482 / 11.72%	\$285,815 / 9.73%	0 / 0%	\$119,294 / 4.06%

477 - COMM/STATE EMERGENCY COMMUNICATION - COMMODITY PURCHASING UNADJUSTED GOAL IS 21.1%								
-I	0	0 / 0%	0 / 0%	0 / 0%	0 / 0%	0 / 0%	0 / 0%	0 / 0%
N	0	0 / 0%	0 / 0%	0 / 0%	0 / 0%	0 / 0%	0 / 0%	0 / 0%
S	***	0 / 0%	0 / 0%	0 / 0%	0 / 0%	0 / 0%	0 / 0%	0 / 0%
T	\$608,995	\$248,780 / 40.85%	0 / 0%	\$191,042 / 31.37%	\$51,836 / 8.51%	\$5,739 / 0.94%	0 / 0%	\$162 / 0.03%
-TC	0	0 / 0%	0 / 0%	0 / 0%	0 / 0%	0 / 0%	0 / 0%	0 / 0%
	\$608,995	\$248,780 / 40.85%	0 / 0%	\$191,042 / 31.37%	\$51,836 / 8.51%	\$5,739 / 0.94%	0 / 0%	\$162 / 0.03%

*** DOLLARS REPORTED BUT NOT SHOWN IN THESE COLUMNS. T=TREASURY, N=NON-TREASURY, S=SUBCONTRACTOR FUNDS & PROCUREMENT CARD HUB PURCHASES, TC=TERM CONTRACT, I= INTER GOVERNMENTAL PAYMENTS.



TEXAS HISTORICALLY UNDERUTILIZED BUSINESS (HUB) ANNUAL REPORT RECEIVED FOR FISCAL YEAR 2024

SECTION VII - STATE AGENCY EXPENDITURE DATA

RECORD TYPE	TOTAL EXPENDITURE	TOTAL SPENT WITH HUBS AMOUNT / %	BLACK AMOUNT / %	HISPANIC AMOUNT / %	WOMAN AMOUNT / %	ASIAN PACIFIC AMOUNT / %	NATIVE AMERICAN AMOUNT / %	SERVICE-DISABLED VETERAN AMOUNT / %
477 - COMM/STATE EMERGENCY COMMUNICATION - Statewide Grand Total Expenditures								
-I	0	0 / 0%	0 / 0%	0 / 0%	0 / 0%	0 / 0%	0 / 0%	0 / 0%
N	0	0 / 0%	0 / 0%	0 / 0%	0 / 0%	0 / 0%	0 / 0%	0 / 0%
S	***	0 / 0%	0 / 0%	0 / 0%	0 / 0%	0 / 0%	0 / 0%	0 / 0%
T	\$3,590,995	\$1,150,973 / 32.05%	0 / 0%	\$343,646 / 9.57%	\$396,317 / 11.04%	\$291,554 / 8.12%	0 / 0%	\$119,456 / 3.33%
-TC	\$1,496	0 / 0%	0 / 0%	0 / 0%	0 / 0%	0 / 0%	0 / 0%	0 / 0%
	\$3,589,498	\$1,150,973 / 32.07%	0 / 0%	\$343,646 / 9.57%	\$396,317 / 11.04%	\$291,554 / 8.12%	0 / 0%	\$119,456 / 3.33%

*** DOLLARS REPORTED BUT NOT SHOWN IN THESE COLUMNS. T=TREASURY, N=NON-TREASURY, S=SUBCONTRACTOR FUNDS & PROCUREMENT CARD HUB PURCHASES, TC=TERM CONTRACT, I= INTER GOVERNMENTAL PAYMENTS.



TEXAS HISTORICALLY UNDERUTILIZED BUSINESS (HUB) ANNUAL REPORT RECEIVED FOR FISCAL YEAR 2024

SECTION VII - STATE AGENCY EXPENDITURE DATA

RECORD TYPE	TOTAL EXPENDITURE	TOTAL SPENT WITH HUBS AMOUNT / %	BLACK AMOUNT / %	HISPANIC AMOUNT / %	WOMAN AMOUNT / %	ASIAN PACIFIC AMOUNT / %	NATIVE AMERICAN AMOUNT / %	SERVICE-DISABLED VETERAN AMOUNT / %
479 - STATE OFFICE OF RISK MANAGEMENT - HEAVY CONSTRUCTION UNADJUSTED GOAL IS 11.2%								
-I	0	0 / 0%	0 / 0%	0 / 0%	0 / 0%	0 / 0%	0 / 0%	0 / 0%
N	0	0 / 0%	0 / 0%	0 / 0%	0 / 0%	0 / 0%	0 / 0%	0 / 0%
S	***	0 / 0%	0 / 0%	0 / 0%	0 / 0%	0 / 0%	0 / 0%	0 / 0%
T	0	0 / 0%	0 / 0%	0 / 0%	0 / 0%	0 / 0%	0 / 0%	0 / 0%
-TC	0	0 / 0%	0 / 0%	0 / 0%	0 / 0%	0 / 0%	0 / 0%	0 / 0%
	0	0 / 0%	0 / 0%	0 / 0%	0 / 0%	0 / 0%	0 / 0%	0 / 0%
479 - STATE OFFICE OF RISK MANAGEMENT - BUILDING CONSTRUCTION UNADJUSTED GOAL IS 21.1%								
-I	0	0 / 0%	0 / 0%	0 / 0%	0 / 0%	0 / 0%	0 / 0%	0 / 0%
N	0	0 / 0%	0 / 0%	0 / 0%	0 / 0%	0 / 0%	0 / 0%	0 / 0%
S	***	0 / 0%	0 / 0%	0 / 0%	0 / 0%	0 / 0%	0 / 0%	0 / 0%
T	0	0 / 0%	0 / 0%	0 / 0%	0 / 0%	0 / 0%	0 / 0%	0 / 0%
-TC	0	0 / 0%	0 / 0%	0 / 0%	0 / 0%	0 / 0%	0 / 0%	0 / 0%
	0	0 / 0%	0 / 0%	0 / 0%	0 / 0%	0 / 0%	0 / 0%	0 / 0%
479 - STATE OFFICE OF RISK MANAGEMENT - SPECIAL TRADE UNADJUSTED GOAL IS 32.9%								
-I	0	0 / 0%	0 / 0%	0 / 0%	0 / 0%	0 / 0%	0 / 0%	0 / 0%
N	0	0 / 0%	0 / 0%	0 / 0%	0 / 0%	0 / 0%	0 / 0%	0 / 0%
S	***	0 / 0%	0 / 0%	0 / 0%	0 / 0%	0 / 0%	0 / 0%	0 / 0%
T	0	0 / 0%	0 / 0%	0 / 0%	0 / 0%	0 / 0%	0 / 0%	0 / 0%
-TC	0	0 / 0%	0 / 0%	0 / 0%	0 / 0%	0 / 0%	0 / 0%	0 / 0%
	0	0 / 0%	0 / 0%	0 / 0%	0 / 0%	0 / 0%	0 / 0%	0 / 0%

*** DOLLARS REPORTED BUT NOT SHOWN IN THESE COLUMNS. T=TREASURY, N=NON-TREASURY, S=SUBCONTRACTOR FUNDS & PROCUREMENT CARD HUB PURCHASES, TC=TERM CONTRACT, I= INTER GOVERNMENTAL PAYMENTS.



TEXAS HISTORICALLY UNDERUTILIZED BUSINESS (HUB) ANNUAL REPORT RECEIVED FOR FISCAL YEAR 2024

SECTION VII - STATE AGENCY EXPENDITURE DATA

RECORD TYPE	TOTAL EXPENDITURE	TOTAL SPENT WITH HUBS AMOUNT / %	BLACK AMOUNT / %	HISPANIC AMOUNT / %	WOMAN AMOUNT / %	ASIAN PACIFIC AMOUNT / %	NATIVE AMERICAN AMOUNT / %	SERVICE-DISABLED VETERAN AMOUNT / %
479 - STATE OFFICE OF RISK MANAGEMENT - PROFESSIONAL SERVICES UNADJUSTED GOAL IS 23.7%								
-I	0	0 / 0%	0 / 0%	0 / 0%	0 / 0%	0 / 0%	0 / 0%	0 / 0%
N	0	0 / 0%	0 / 0%	0 / 0%	0 / 0%	0 / 0%	0 / 0%	0 / 0%
S	***	0 / 0%	0 / 0%	0 / 0%	0 / 0%	0 / 0%	0 / 0%	0 / 0%
T	\$48,043	\$39,700 / 82.64%	\$39,700 / 82.64%	0 / 0%	0 / 0%	0 / 0%	0 / 0%	0 / 0%
-TC	0	0 / 0%	0 / 0%	0 / 0%	0 / 0%	0 / 0%	0 / 0%	0 / 0%
	\$48,043	\$39,700 / 82.64%	\$39,700 / 82.64%	0 / 0%	0 / 0%	0 / 0%	0 / 0%	0 / 0%

479 - STATE OFFICE OF RISK MANAGEMENT - OTHER SERVICES UNADJUSTED GOAL IS 26%								
-I	0	0 / 0%	0 / 0%	0 / 0%	0 / 0%	0 / 0%	0 / 0%	0 / 0%
N	0	0 / 0%	0 / 0%	0 / 0%	0 / 0%	0 / 0%	0 / 0%	0 / 0%
S	***	0 / 0%	0 / 0%	0 / 0%	0 / 0%	0 / 0%	0 / 0%	0 / 0%
T	\$710,373	\$531 / 0.07%	0 / 0%	0 / 0%	0 / 0%	\$531 / 0.07%	0 / 0%	0 / 0%
-TC	0	0 / 0%	0 / 0%	0 / 0%	0 / 0%	0 / 0%	0 / 0%	0 / 0%
	\$710,373	\$531 / 0.07%	0 / 0%	0 / 0%	0 / 0%	\$531 / 0.07%	0 / 0%	0 / 0%

479 - STATE OFFICE OF RISK MANAGEMENT - COMMODITY PURCHASING UNADJUSTED GOAL IS 21.1%								
-I	0	0 / 0%	0 / 0%	0 / 0%	0 / 0%	0 / 0%	0 / 0%	0 / 0%
N	0	0 / 0%	0 / 0%	0 / 0%	0 / 0%	0 / 0%	0 / 0%	0 / 0%
S	***	0 / 0%	0 / 0%	0 / 0%	0 / 0%	0 / 0%	0 / 0%	0 / 0%
T	\$739,652	\$593 / 0.08%	0 / 0%	0 / 0%	\$22 / 0.00%	\$571 / 0.08%	0 / 0%	0 / 0%
-TC	\$4,040	0 / 0%	0 / 0%	0 / 0%	0 / 0%	0 / 0%	0 / 0%	0 / 0%
	\$735,611	\$593 / 0.08%	0 / 0%	0 / 0%	\$22 / 0.00%	\$571 / 0.08%	0 / 0%	0 / 0%

*** DOLLARS REPORTED BUT NOT SHOWN IN THESE COLUMNS. T=TREASURY, N=NON-TREASURY, S=SUBCONTRACTOR FUNDS & PROCUREMENT CARD HUB PURCHASES, TC=TERM CONTRACT, I= INTER GOVERNMENTAL PAYMENTS.



TEXAS HISTORICALLY UNDERUTILIZED BUSINESS (HUB) ANNUAL REPORT RECEIVED FOR FISCAL YEAR 2024

SECTION VII - STATE AGENCY EXPENDITURE DATA

RECORD TYPE	TOTAL EXPENDITURE	TOTAL SPENT WITH HUBS AMOUNT / %	BLACK AMOUNT / %	HISPANIC AMOUNT / %	WOMAN AMOUNT / %	ASIAN PACIFIC AMOUNT / %	NATIVE AMERICAN AMOUNT / %	SERVICE-DISABLED VETERAN AMOUNT / %
479 - STATE OFFICE OF RISK MANAGEMENT - Statewide Grand Total Expenditures								
-I	0	0 / 0%	0 / 0%	0 / 0%	0 / 0%	0 / 0%	0 / 0%	0 / 0%
N	0	0 / 0%	0 / 0%	0 / 0%	0 / 0%	0 / 0%	0 / 0%	0 / 0%
S	***	0 / 0%	0 / 0%	0 / 0%	0 / 0%	0 / 0%	0 / 0%	0 / 0%
T	\$1,498,067	\$40,824 / 2.73%	\$39,700 / 2.65%	0 / 0%	\$22 / 0.00%	\$1,102 / 0.07%	0 / 0%	0 / 0%
-TC	\$4,040	0 / 0%	0 / 0%	0 / 0%	0 / 0%	0 / 0%	0 / 0%	0 / 0%
	\$1,494,027	\$40,824 / 2.73%	\$39,700 / 2.66%	0 / 0%	\$22 / 0.00%	\$1,102 / 0.07%	0 / 0%	0 / 0%

*** DOLLARS REPORTED BUT NOT SHOWN IN THESE COLUMNS. T=TREASURY, N=NON-TREASURY, S=SUBCONTRACTOR FUNDS & PROCUREMENT CARD HUB PURCHASES, TC=TERM CONTRACT, I= INTER GOVERNMENTAL PAYMENTS.



TEXAS HISTORICALLY UNDERUTILIZED BUSINESS (HUB) ANNUAL REPORT RECEIVED FOR FISCAL YEAR 2024

SECTION VII - STATE AGENCY EXPENDITURE DATA

RECORD TYPE	TOTAL EXPENDITURE	TOTAL SPENT WITH HUBS AMOUNT / %	BLACK AMOUNT / %	HISPANIC AMOUNT / %	WOMAN AMOUNT / %	ASIAN PACIFIC AMOUNT / %	NATIVE AMERICAN AMOUNT / %	SERVICE-DISABLED VETERAN AMOUNT / %
481 - BOARD OF PROFESSIONAL GEOSCIENTISTS - HEAVY CONSTRUCTION UNADJUSTED GOAL IS 11.2%								
-I	0	0 / 0%	0 / 0%	0 / 0%	0 / 0%	0 / 0%	0 / 0%	0 / 0%
N	0	0 / 0%	0 / 0%	0 / 0%	0 / 0%	0 / 0%	0 / 0%	0 / 0%
S	***	0 / 0%	0 / 0%	0 / 0%	0 / 0%	0 / 0%	0 / 0%	0 / 0%
T	0	0 / 0%	0 / 0%	0 / 0%	0 / 0%	0 / 0%	0 / 0%	0 / 0%
-TC	0	0 / 0%	0 / 0%	0 / 0%	0 / 0%	0 / 0%	0 / 0%	0 / 0%
	0	0 / 0%	0 / 0%	0 / 0%	0 / 0%	0 / 0%	0 / 0%	0 / 0%
481 - BOARD OF PROFESSIONAL GEOSCIENTISTS - BUILDING CONSTRUCTION UNADJUSTED GOAL IS 21.1%								
-I	0	0 / 0%	0 / 0%	0 / 0%	0 / 0%	0 / 0%	0 / 0%	0 / 0%
N	0	0 / 0%	0 / 0%	0 / 0%	0 / 0%	0 / 0%	0 / 0%	0 / 0%
S	***	0 / 0%	0 / 0%	0 / 0%	0 / 0%	0 / 0%	0 / 0%	0 / 0%
T	0	0 / 0%	0 / 0%	0 / 0%	0 / 0%	0 / 0%	0 / 0%	0 / 0%
-TC	0	0 / 0%	0 / 0%	0 / 0%	0 / 0%	0 / 0%	0 / 0%	0 / 0%
	0	0 / 0%	0 / 0%	0 / 0%	0 / 0%	0 / 0%	0 / 0%	0 / 0%
481 - BOARD OF PROFESSIONAL GEOSCIENTISTS - SPECIAL TRADE UNADJUSTED GOAL IS 32.9%								
-I	0	0 / 0%	0 / 0%	0 / 0%	0 / 0%	0 / 0%	0 / 0%	0 / 0%
N	0	0 / 0%	0 / 0%	0 / 0%	0 / 0%	0 / 0%	0 / 0%	0 / 0%
S	***	0 / 0%	0 / 0%	0 / 0%	0 / 0%	0 / 0%	0 / 0%	0 / 0%
T	0	0 / 0%	0 / 0%	0 / 0%	0 / 0%	0 / 0%	0 / 0%	0 / 0%
-TC	0	0 / 0%	0 / 0%	0 / 0%	0 / 0%	0 / 0%	0 / 0%	0 / 0%
	0	0 / 0%	0 / 0%	0 / 0%	0 / 0%	0 / 0%	0 / 0%	0 / 0%

*** DOLLARS REPORTED BUT NOT SHOWN IN THESE COLUMNS. T=TREASURY, N=NON-TREASURY, S=SUBCONTRACTOR FUNDS & PROCUREMENT CARD HUB PURCHASES, TC=TERM CONTRACT, I= INTER GOVERNMENTAL PAYMENTS.



TEXAS HISTORICALLY UNDERUTILIZED BUSINESS (HUB) ANNUAL REPORT RECEIVED FOR FISCAL YEAR 2024

SECTION VII - STATE AGENCY EXPENDITURE DATA

RECORD TYPE	TOTAL EXPENDITURE	TOTAL SPENT WITH HUBS AMOUNT / %	BLACK AMOUNT / %	HISPANIC AMOUNT / %	WOMAN AMOUNT / %	ASIAN PACIFIC AMOUNT / %	NATIVE AMERICAN AMOUNT / %	SERVICE-DISABLED VETERAN AMOUNT / %
481 - BOARD OF PROFESSIONAL GEOSCIENTISTS - PROFESSIONAL SERVICES UNADJUSTED GOAL IS 23.7%								
-I	0	0 / 0%	0 / 0%	0 / 0%	0 / 0%	0 / 0%	0 / 0%	0 / 0%
N	0	0 / 0%	0 / 0%	0 / 0%	0 / 0%	0 / 0%	0 / 0%	0 / 0%
S	***	0 / 0%	0 / 0%	0 / 0%	0 / 0%	0 / 0%	0 / 0%	0 / 0%
T	\$10,180	\$10,180 / 100.00%	0 / 0%	0 / 0%	\$10,180 / 100.00%	0 / 0%	0 / 0%	0 / 0%
-TC	0	0 / 0%	0 / 0%	0 / 0%	0 / 0%	0 / 0%	0 / 0%	0 / 0%
	\$10,180	\$10,180 / 100.00%	0 / 0%	0 / 0%	\$10,180 / 100.00%	0 / 0%	0 / 0%	0 / 0%

481 - BOARD OF PROFESSIONAL GEOSCIENTISTS - OTHER SERVICES UNADJUSTED GOAL IS 26%								
-I	0	0 / 0%	0 / 0%	0 / 0%	0 / 0%	0 / 0%	0 / 0%	0 / 0%
N	0	0 / 0%	0 / 0%	0 / 0%	0 / 0%	0 / 0%	0 / 0%	0 / 0%
S	***	0 / 0%	0 / 0%	0 / 0%	0 / 0%	0 / 0%	0 / 0%	0 / 0%
T	\$6,454	0 / 0%	0 / 0%	0 / 0%	0 / 0%	0 / 0%	0 / 0%	0 / 0%
-TC	\$31	0 / 0%	0 / 0%	0 / 0%	0 / 0%	0 / 0%	0 / 0%	0 / 0%
	\$6,423	0 / 0%	0 / 0%	0 / 0%	0 / 0%	0 / 0%	0 / 0%	0 / 0%

481 - BOARD OF PROFESSIONAL GEOSCIENTISTS - COMMODITY PURCHASING UNADJUSTED GOAL IS 21.1%								
-I	0	0 / 0%	0 / 0%	0 / 0%	0 / 0%	0 / 0%	0 / 0%	0 / 0%
N	0	0 / 0%	0 / 0%	0 / 0%	0 / 0%	0 / 0%	0 / 0%	0 / 0%
S	***	0 / 0%	0 / 0%	0 / 0%	0 / 0%	0 / 0%	0 / 0%	0 / 0%
T	\$6,354	\$302 / 4.75%	0 / 0%	0 / 0%	\$302 / 4.75%	0 / 0%	0 / 0%	0 / 0%
-TC	0	0 / 0%	0 / 0%	0 / 0%	0 / 0%	0 / 0%	0 / 0%	0 / 0%
	\$6,354	\$302 / 4.75%	0 / 0%	0 / 0%	\$302 / 4.75%	0 / 0%	0 / 0%	0 / 0%

*** DOLLARS REPORTED BUT NOT SHOWN IN THESE COLUMNS. T=TREASURY, N=NON-TREASURY, S=SUBCONTRACTOR FUNDS & PROCUREMENT CARD HUB PURCHASES, TC=TERM CONTRACT, I= INTER GOVERNMENTAL PAYMENTS.



TEXAS HISTORICALLY UNDERUTILIZED BUSINESS (HUB) ANNUAL REPORT RECEIVED FOR FISCAL YEAR 2024

SECTION VII - STATE AGENCY EXPENDITURE DATA

RECORD TYPE	TOTAL EXPENDITURE	TOTAL SPENT WITH HUBS AMOUNT / %	BLACK AMOUNT / %	HISPANIC AMOUNT / %	WOMAN AMOUNT / %	ASIAN PACIFIC AMOUNT / %	NATIVE AMERICAN AMOUNT / %	SERVICE-DISABLED VETERAN AMOUNT / %
481 - BOARD OF PROFESSIONAL GEOSCIENTISTS - Statewide Grand Total Expenditures								
-I	0	0 / 0%	0 / 0%	0 / 0%	0 / 0%	0 / 0%	0 / 0%	0 / 0%
N	0	0 / 0%	0 / 0%	0 / 0%	0 / 0%	0 / 0%	0 / 0%	0 / 0%
S	***	0 / 0%	0 / 0%	0 / 0%	0 / 0%	0 / 0%	0 / 0%	0 / 0%
T	\$22,988	\$10,482 / 45.60%	0 / 0%	0 / 0%	\$10,482 / 45.60%	0 / 0%	0 / 0%	0 / 0%
-TC	\$31	0 / 0%	0 / 0%	0 / 0%	0 / 0%	0 / 0%	0 / 0%	0 / 0%
	\$22,957	\$10,482 / 45.66%	0 / 0%	0 / 0%	\$10,482 / 45.66%	0 / 0%	0 / 0%	0 / 0%

*** DOLLARS REPORTED BUT NOT SHOWN IN THESE COLUMNS. T=TREASURY, N=NON-TREASURY, S=SUBCONTRACTOR FUNDS & PROCUREMENT CARD HUB PURCHASES, TC=TERM CONTRACT, I= INTER GOVERNMENTAL PAYMENTS.



TEXAS HISTORICALLY UNDERUTILIZED BUSINESS (HUB) ANNUAL REPORT RECEIVED FOR FISCAL YEAR 2024

SECTION VII - STATE AGENCY EXPENDITURE DATA

RECORD TYPE	TOTAL EXPENDITURE	TOTAL SPENT WITH HUBS AMOUNT / %	BLACK AMOUNT / %	HISPANIC AMOUNT / %	WOMAN AMOUNT / %	ASIAN PACIFIC AMOUNT / %	NATIVE AMERICAN AMOUNT / %	SERVICE-DISABLED VETERAN AMOUNT / %
503 - TEXAS MEDICAL BOARD - HEAVY CONSTRUCTION UNADJUSTED GOAL IS 11.2%								
-I	0	0 / 0%	0 / 0%	0 / 0%	0 / 0%	0 / 0%	0 / 0%	0 / 0%
N	0	0 / 0%	0 / 0%	0 / 0%	0 / 0%	0 / 0%	0 / 0%	0 / 0%
S	***	0 / 0%	0 / 0%	0 / 0%	0 / 0%	0 / 0%	0 / 0%	0 / 0%
T	0	0 / 0%	0 / 0%	0 / 0%	0 / 0%	0 / 0%	0 / 0%	0 / 0%
-TC	0	0 / 0%	0 / 0%	0 / 0%	0 / 0%	0 / 0%	0 / 0%	0 / 0%
	0	0 / 0%	0 / 0%	0 / 0%	0 / 0%	0 / 0%	0 / 0%	0 / 0%
503 - TEXAS MEDICAL BOARD - BUILDING CONSTRUCTION UNADJUSTED GOAL IS 21.1%								
-I	0	0 / 0%	0 / 0%	0 / 0%	0 / 0%	0 / 0%	0 / 0%	0 / 0%
N	0	0 / 0%	0 / 0%	0 / 0%	0 / 0%	0 / 0%	0 / 0%	0 / 0%
S	***	0 / 0%	0 / 0%	0 / 0%	0 / 0%	0 / 0%	0 / 0%	0 / 0%
T	0	0 / 0%	0 / 0%	0 / 0%	0 / 0%	0 / 0%	0 / 0%	0 / 0%
-TC	0	0 / 0%	0 / 0%	0 / 0%	0 / 0%	0 / 0%	0 / 0%	0 / 0%
	0	0 / 0%	0 / 0%	0 / 0%	0 / 0%	0 / 0%	0 / 0%	0 / 0%
503 - TEXAS MEDICAL BOARD - SPECIAL TRADE UNADJUSTED GOAL IS 32.9%								
-I	0	0 / 0%	0 / 0%	0 / 0%	0 / 0%	0 / 0%	0 / 0%	0 / 0%
N	0	0 / 0%	0 / 0%	0 / 0%	0 / 0%	0 / 0%	0 / 0%	0 / 0%
S	***	0 / 0%	0 / 0%	0 / 0%	0 / 0%	0 / 0%	0 / 0%	0 / 0%
T	\$944	0 / 0%	0 / 0%	0 / 0%	0 / 0%	0 / 0%	0 / 0%	0 / 0%
-TC	0	0 / 0%	0 / 0%	0 / 0%	0 / 0%	0 / 0%	0 / 0%	0 / 0%
	\$944	0 / 0%	0 / 0%	0 / 0%	0 / 0%	0 / 0%	0 / 0%	0 / 0%

*** DOLLARS REPORTED BUT NOT SHOWN IN THESE COLUMNS. T=TREASURY, N=NON-TREASURY, S=SUBCONTRACTOR FUNDS & PROCUREMENT CARD HUB PURCHASES, TC=TERM CONTRACT, I= INTER GOVERNMENTAL PAYMENTS.



TEXAS HISTORICALLY UNDERUTILIZED BUSINESS (HUB) ANNUAL REPORT RECEIVED FOR FISCAL YEAR 2024

SECTION VII - STATE AGENCY EXPENDITURE DATA

RECORD TYPE	TOTAL EXPENDITURE	TOTAL SPENT WITH HUBS AMOUNT / %	BLACK AMOUNT / %	HISPANIC AMOUNT / %	WOMAN AMOUNT / %	ASIAN PACIFIC AMOUNT / %	NATIVE AMERICAN AMOUNT / %	SERVICE-DISABLED VETERAN AMOUNT / %
503 - TEXAS MEDICAL BOARD - PROFESSIONAL SERVICES UNADJUSTED GOAL IS 23.7%								
-I	0	0 / 0%	0 / 0%	0 / 0%	0 / 0%	0 / 0%	0 / 0%	0 / 0%
N	0	0 / 0%	0 / 0%	0 / 0%	0 / 0%	0 / 0%	0 / 0%	0 / 0%
S	***	0 / 0%	0 / 0%	0 / 0%	0 / 0%	0 / 0%	0 / 0%	0 / 0%
T	\$43,350	\$43,350 / 100.00%	0 / 0%	\$43,350 / 100.00%	0 / 0%	0 / 0%	0 / 0%	0 / 0%
-TC	0	0 / 0%	0 / 0%	0 / 0%	0 / 0%	0 / 0%	0 / 0%	0 / 0%
	\$43,350	\$43,350 / 100.00%	0 / 0%	\$43,350 / 100.00%	0 / 0%	0 / 0%	0 / 0%	0 / 0%
503 - TEXAS MEDICAL BOARD - OTHER SERVICES UNADJUSTED GOAL IS 26%								
-I	0	0 / 0%	0 / 0%	0 / 0%	0 / 0%	0 / 0%	0 / 0%	0 / 0%
N	0	0 / 0%	0 / 0%	0 / 0%	0 / 0%	0 / 0%	0 / 0%	0 / 0%
S	***	0 / 0%	0 / 0%	0 / 0%	0 / 0%	0 / 0%	0 / 0%	0 / 0%
T	\$2,303,125	\$115,258 / 5.00%	\$8,256 / 0.36%	\$2,790 / 0.12%	0 / 0%	\$41,478 / 1.80%	\$62,733 / 2.72%	0 / 0%
-TC	0	0 / 0%	0 / 0%	0 / 0%	0 / 0%	0 / 0%	0 / 0%	0 / 0%
	\$2,303,125	\$115,258 / 5.00%	\$8,256 / 0.36%	\$2,790 / 0.12%	0 / 0%	\$41,478 / 1.80%	\$62,733 / 2.72%	0 / 0%
503 - TEXAS MEDICAL BOARD - COMMODITY PURCHASING UNADJUSTED GOAL IS 21.1%								
-I	0	0 / 0%	0 / 0%	0 / 0%	0 / 0%	0 / 0%	0 / 0%	0 / 0%
N	0	0 / 0%	0 / 0%	0 / 0%	0 / 0%	0 / 0%	0 / 0%	0 / 0%
S	***	0 / 0%	0 / 0%	0 / 0%	0 / 0%	0 / 0%	0 / 0%	0 / 0%
T	\$1,078,759	\$541,231 / 50.17%	\$161,413 / 14.96%	0 / 0%	\$24,581 / 2.28%	\$355,237 / 32.93%	0 / 0%	0 / 0%
-TC	\$13,196	\$576 / 4.36%	0 / 0%	0 / 0%	\$576 / 4.36%	0 / 0%	0 / 0%	0 / 0%
	\$1,065,563	\$540,655 / 50.74%	\$161,413 / 15.15%	0 / 0%	\$24,006 / 2.25%	\$355,237 / 33.34%	0 / 0%	0 / 0%

*** DOLLARS REPORTED BUT NOT SHOWN IN THESE COLUMNS. T=TREASURY, N=NON-TREASURY, S=SUBCONTRACTOR FUNDS & PROCUREMENT CARD HUB PURCHASES, TC=TERM CONTRACT, I= INTER GOVERNMENTAL PAYMENTS.



TEXAS HISTORICALLY UNDERUTILIZED BUSINESS (HUB) ANNUAL REPORT RECEIVED FOR FISCAL YEAR 2024

SECTION VII - STATE AGENCY EXPENDITURE DATA

RECORD TYPE	TOTAL EXPENDITURE	TOTAL SPENT WITH HUBS AMOUNT / %	BLACK AMOUNT / %	HISPANIC AMOUNT / %	WOMAN AMOUNT / %	ASIAN PACIFIC AMOUNT / %	NATIVE AMERICAN AMOUNT / %	SERVICE-DISABLED VETERAN AMOUNT / %
503 - TEXAS MEDICAL BOARD - Statewide Grand Total Expenditures								
-I	0	0 / 0%	0 / 0%	0 / 0%	0 / 0%	0 / 0%	0 / 0%	0 / 0%
N	0	0 / 0%	0 / 0%	0 / 0%	0 / 0%	0 / 0%	0 / 0%	0 / 0%
S	***	0 / 0%	0 / 0%	0 / 0%	0 / 0%	0 / 0%	0 / 0%	0 / 0%
T	\$3,426,179	\$699,839 / 20.43%	\$169,670 / 4.95%	\$46,140 / 1.35%	\$24,581 / 0.72%	\$396,715 / 11.58%	\$62,733 / 1.83%	0 / 0%
-TC	\$13,196	\$576 / 4.36%	0 / 0%	0 / 0%	\$576 / 4.36%	0 / 0%	0 / 0%	0 / 0%
	\$3,412,982	\$699,263 / 20.49%	\$169,670 / 4.97%	\$46,140 / 1.35%	\$24,006 / 0.70%	\$396,715 / 11.62%	\$62,733 / 1.84%	0 / 0%

*** DOLLARS REPORTED BUT NOT SHOWN IN THESE COLUMNS. T=TREASURY, N=NON-TREASURY, S=SUBCONTRACTOR FUNDS & PROCUREMENT CARD HUB PURCHASES, TC=TERM CONTRACT, I= INTER GOVERNMENTAL PAYMENTS.



TEXAS HISTORICALLY UNDERUTILIZED BUSINESS (HUB) ANNUAL REPORT RECEIVED FOR FISCAL YEAR 2024

SECTION VII - STATE AGENCY EXPENDITURE DATA

RECORD TYPE	TOTAL EXPENDITURE	TOTAL SPENT WITH HUBS AMOUNT / %	BLACK AMOUNT / %	HISPANIC AMOUNT / %	WOMAN AMOUNT / %	ASIAN PACIFIC AMOUNT / %	NATIVE AMERICAN AMOUNT / %	SERVICE-DISABLED VETERAN AMOUNT / %
504 - TX STATE BOARD OF DENTAL EXAMINERS - HEAVY CONSTRUCTION UNADJUSTED GOAL IS 11.2%								
-I	0	0 / 0%	0 / 0%	0 / 0%	0 / 0%	0 / 0%	0 / 0%	0 / 0%
N	0	0 / 0%	0 / 0%	0 / 0%	0 / 0%	0 / 0%	0 / 0%	0 / 0%
S	***	0 / 0%	0 / 0%	0 / 0%	0 / 0%	0 / 0%	0 / 0%	0 / 0%
T	0	0 / 0%	0 / 0%	0 / 0%	0 / 0%	0 / 0%	0 / 0%	0 / 0%
-TC	0	0 / 0%	0 / 0%	0 / 0%	0 / 0%	0 / 0%	0 / 0%	0 / 0%
	0	0 / 0%	0 / 0%	0 / 0%	0 / 0%	0 / 0%	0 / 0%	0 / 0%
504 - TX STATE BOARD OF DENTAL EXAMINERS - BUILDING CONSTRUCTION UNADJUSTED GOAL IS 21.1%								
-I	0	0 / 0%	0 / 0%	0 / 0%	0 / 0%	0 / 0%	0 / 0%	0 / 0%
N	0	0 / 0%	0 / 0%	0 / 0%	0 / 0%	0 / 0%	0 / 0%	0 / 0%
S	***	0 / 0%	0 / 0%	0 / 0%	0 / 0%	0 / 0%	0 / 0%	0 / 0%
T	0	0 / 0%	0 / 0%	0 / 0%	0 / 0%	0 / 0%	0 / 0%	0 / 0%
-TC	0	0 / 0%	0 / 0%	0 / 0%	0 / 0%	0 / 0%	0 / 0%	0 / 0%
	0	0 / 0%	0 / 0%	0 / 0%	0 / 0%	0 / 0%	0 / 0%	0 / 0%
504 - TX STATE BOARD OF DENTAL EXAMINERS - SPECIAL TRADE UNADJUSTED GOAL IS 32.9%								
-I	0	0 / 0%	0 / 0%	0 / 0%	0 / 0%	0 / 0%	0 / 0%	0 / 0%
N	0	0 / 0%	0 / 0%	0 / 0%	0 / 0%	0 / 0%	0 / 0%	0 / 0%
S	***	0 / 0%	0 / 0%	0 / 0%	0 / 0%	0 / 0%	0 / 0%	0 / 0%
T	0	0 / 0%	0 / 0%	0 / 0%	0 / 0%	0 / 0%	0 / 0%	0 / 0%
-TC	0	0 / 0%	0 / 0%	0 / 0%	0 / 0%	0 / 0%	0 / 0%	0 / 0%
	0	0 / 0%	0 / 0%	0 / 0%	0 / 0%	0 / 0%	0 / 0%	0 / 0%

*** DOLLARS REPORTED BUT NOT SHOWN IN THESE COLUMNS. T=TREASURY, N=NON-TREASURY, S=SUBCONTRACTOR FUNDS & PROCUREMENT CARD HUB PURCHASES, TC=TERM CONTRACT, I= INTER GOVERNMENTAL PAYMENTS.



TEXAS HISTORICALLY UNDERUTILIZED BUSINESS (HUB) ANNUAL REPORT RECEIVED FOR FISCAL YEAR 2024

SECTION VII - STATE AGENCY EXPENDITURE DATA

RECORD TYPE	TOTAL EXPENDITURE	TOTAL SPENT WITH HUBS AMOUNT / %	BLACK AMOUNT / %	HISPANIC AMOUNT / %	WOMAN AMOUNT / %	ASIAN PACIFIC AMOUNT / %	NATIVE AMERICAN AMOUNT / %	SERVICE-DISABLED VETERAN AMOUNT / %
-------------	-------------------	----------------------------------	------------------	---------------------	------------------	--------------------------	----------------------------	-------------------------------------

504 - TX STATE BOARD OF DENTAL EXAMINERS - PROFESSIONAL SERVICES UNADJUSTED GOAL IS 23.7%

-I	0	0 / 0%	0 / 0%	0 / 0%	0 / 0%	0 / 0%	0 / 0%	0 / 0%
N	0	0 / 0%	0 / 0%	0 / 0%	0 / 0%	0 / 0%	0 / 0%	0 / 0%
S	***	0 / 0%	0 / 0%	0 / 0%	0 / 0%	0 / 0%	0 / 0%	0 / 0%
T	0	0 / 0%	0 / 0%	0 / 0%	0 / 0%	0 / 0%	0 / 0%	0 / 0%
-TC	0	0 / 0%	0 / 0%	0 / 0%	0 / 0%	0 / 0%	0 / 0%	0 / 0%
	0	0 / 0%	0 / 0%	0 / 0%	0 / 0%	0 / 0%	0 / 0%	0 / 0%

504 - TX STATE BOARD OF DENTAL EXAMINERS - OTHER SERVICES UNADJUSTED GOAL IS 26%

-I	0	0 / 0%	0 / 0%	0 / 0%	0 / 0%	0 / 0%	0 / 0%	0 / 0%
N	0	0 / 0%	0 / 0%	0 / 0%	0 / 0%	0 / 0%	0 / 0%	0 / 0%
S	***	0 / 0%	0 / 0%	0 / 0%	0 / 0%	0 / 0%	0 / 0%	0 / 0%
T	\$461,144	\$10,052 / 2.18%	\$275 / 0.06%	0 / 0%	\$9,777 / 2.12%	0 / 0%	0 / 0%	0 / 0%
-TC	\$5,309	0 / 0%	0 / 0%	0 / 0%	0 / 0%	0 / 0%	0 / 0%	0 / 0%
	\$455,835	\$10,052 / 2.21%	\$275 / 0.06%	0 / 0%	\$9,777 / 2.14%	0 / 0%	0 / 0%	0 / 0%

504 - TX STATE BOARD OF DENTAL EXAMINERS - COMMODITY PURCHASING UNADJUSTED GOAL IS 21.1%

-I	0	0 / 0%	0 / 0%	0 / 0%	0 / 0%	0 / 0%	0 / 0%	0 / 0%
N	0	0 / 0%	0 / 0%	0 / 0%	0 / 0%	0 / 0%	0 / 0%	0 / 0%
S	***	0 / 0%	0 / 0%	0 / 0%	0 / 0%	0 / 0%	0 / 0%	0 / 0%
T	\$143,332	\$100,715 / 70.27%	\$1,741 / 1.21%	\$30,755 / 21.46%	\$13,631 / 9.51%	\$54,589 / 38.09%	0 / 0%	0 / 0%
-TC	\$854	0 / 0%	0 / 0%	0 / 0%	0 / 0%	0 / 0%	0 / 0%	0 / 0%
	\$142,479	\$100,715 / 70.69%	\$1,741 / 1.22%	\$30,755 / 21.59%	\$13,631 / 9.57%	\$54,589 / 38.31%	0 / 0%	0 / 0%

*** DOLLARS REPORTED BUT NOT SHOWN IN THESE COLUMNS. T=TREASURY, N=NON-TREASURY, S=SUBCONTRACTOR FUNDS & PROCUREMENT CARD HUB PURCHASES, TC=TERM CONTRACT, I= INTER GOVERNMENTAL PAYMENTS.



TEXAS HISTORICALLY UNDERUTILIZED BUSINESS (HUB) ANNUAL REPORT RECEIVED FOR FISCAL YEAR 2024

SECTION VII - STATE AGENCY EXPENDITURE DATA

RECORD TYPE	TOTAL EXPENDITURE	TOTAL SPENT WITH HUBS AMOUNT / %	BLACK AMOUNT / %	HISPANIC AMOUNT / %	WOMAN AMOUNT / %	ASIAN PACIFIC AMOUNT / %	NATIVE AMERICAN AMOUNT / %	SERVICE-DISABLED VETERAN AMOUNT / %
504 - TX STATE BOARD OF DENTAL EXAMINERS - Statewide Grand Total Expenditures								
-I	0	0 / 0%	0 / 0%	0 / 0%	0 / 0%	0 / 0%	0 / 0%	0 / 0%
N	0	0 / 0%	0 / 0%	0 / 0%	0 / 0%	0 / 0%	0 / 0%	0 / 0%
S	***	0 / 0%	0 / 0%	0 / 0%	0 / 0%	0 / 0%	0 / 0%	0 / 0%
T	\$604,476	\$110,768 / 18.32%	\$2,016 / 0.33%	\$30,755 / 5.09%	\$23,408 / 3.87%	\$54,589 / 9.03%	0 / 0%	0 / 0%
-TC	\$6,163	0 / 0%	0 / 0%	0 / 0%	0 / 0%	0 / 0%	0 / 0%	0 / 0%
	\$598,313	\$110,768 / 18.51%	\$2,016 / 0.34%	\$30,755 / 5.14%	\$23,408 / 3.91%	\$54,589 / 9.12%	0 / 0%	0 / 0%

*** DOLLARS REPORTED BUT NOT SHOWN IN THESE COLUMNS. T=TREASURY, N=NON-TREASURY, S=SUBCONTRACTOR FUNDS & PROCUREMENT CARD HUB PURCHASES, TC=TERM CONTRACT, I= INTER GOVERNMENTAL PAYMENTS.



TEXAS HISTORICALLY UNDERUTILIZED BUSINESS (HUB) ANNUAL REPORT RECEIVED FOR FISCAL YEAR 2024

SECTION VII - STATE AGENCY EXPENDITURE DATA

RECORD TYPE	TOTAL EXPENDITURE	TOTAL SPENT WITH HUBS AMOUNT / %	BLACK AMOUNT / %	HISPANIC AMOUNT / %	WOMAN AMOUNT / %	ASIAN PACIFIC AMOUNT / %	NATIVE AMERICAN AMOUNT / %	SERVICE-DISABLED VETERAN AMOUNT / %
506 - UT MD ANDERSON CANCER CENTER - HEAVY CONSTRUCTION UNADJUSTED GOAL IS 11.2%								
-I	0	0 / 0%	0 / 0%	0 / 0%	0 / 0%	0 / 0%	0 / 0%	0 / 0%
N	0	0 / 0%	0 / 0%	0 / 0%	0 / 0%	0 / 0%	0 / 0%	0 / 0%
S	***	0 / 0%	0 / 0%	0 / 0%	0 / 0%	0 / 0%	0 / 0%	0 / 0%
T	0	0 / 0%	0 / 0%	0 / 0%	0 / 0%	0 / 0%	0 / 0%	0 / 0%
-TC	0	0 / 0%	0 / 0%	0 / 0%	0 / 0%	0 / 0%	0 / 0%	0 / 0%
	0	0 / 0%	0 / 0%	0 / 0%	0 / 0%	0 / 0%	0 / 0%	0 / 0%

506 - UT MD ANDERSON CANCER CENTER - BUILDING CONSTRUCTION UNADJUSTED GOAL IS 21.1%								
-I	0	0 / 0%	0 / 0%	0 / 0%	0 / 0%	0 / 0%	0 / 0%	0 / 0%
N	\$233,301,879	\$1,889,604 / 0.81%	\$1,874,889 / 0.80%	0 / 0%	0 / 0%	0 / 0%	\$14,715 / 0.01%	0 / 0%
S	***	\$23,448,146 / 10.05%	\$2,442,018 / 1.05%	\$11,112,970 / 4.76%	\$9,456,175 / 4.05%	\$436,984 / 0.19%	0 / 0%	0 / 0%
T	0	0 / 0%	0 / 0%	0 / 0%	0 / 0%	0 / 0%	0 / 0%	0 / 0%
-TC	0	0 / 0%	0 / 0%	0 / 0%	0 / 0%	0 / 0%	0 / 0%	0 / 0%
	\$233,301,879	\$25,337,750 / 10.86%	\$4,316,907 / 1.85%	\$11,112,970 / 4.76%	\$9,456,175 / 4.05%	\$436,984 / 0.19%	\$14,715 / 0.01%	0 / 0%

506 - UT MD ANDERSON CANCER CENTER - SPECIAL TRADE UNADJUSTED GOAL IS 32.9%								
-I	0	0 / 0%	0 / 0%	0 / 0%	0 / 0%	0 / 0%	0 / 0%	0 / 0%
N	\$29,858,232	\$1,001,787 / 3.36%	\$483,119 / 1.62%	\$118,058 / 0.40%	\$234,018 / 0.78%	\$140,633 / 0.47%	\$25,958 / 0.09%	0 / 0%
S	***	\$2,034,766 / 8.00%	\$50,040 / 0.20%	\$874,490 / 3.44%	\$789,117 / 3.10%	\$321,118 / 1.26%	0 / 0%	0 / 0%
T	0	0 / 0%	0 / 0%	0 / 0%	0 / 0%	0 / 0%	0 / 0%	0 / 0%
-TC	0	0 / 0%	0 / 0%	0 / 0%	0 / 0%	0 / 0%	0 / 0%	0 / 0%
	\$29,858,232	\$3,036,553 / 10.17%	\$533,159 / 1.79%	\$992,549 / 3.32%	\$1,023,136 / 3.43%	\$461,752 / 1.55%	\$25,958 / 0.09%	0 / 0%

*** DOLLARS REPORTED BUT NOT SHOWN IN THESE COLUMNS. T=TREASURY, N=NON-TREASURY, S=SUBCONTRACTOR FUNDS & PROCUREMENT CARD HUB PURCHASES, TC=TERM CONTRACT, I= INTER GOVERNMENTAL PAYMENTS.



TEXAS HISTORICALLY UNDERUTILIZED BUSINESS (HUB) ANNUAL REPORT RECEIVED FOR FISCAL YEAR 2024

SECTION VII - STATE AGENCY EXPENDITURE DATA

RECORD TYPE	TOTAL EXPENDITURE	TOTAL SPENT WITH HUBS AMOUNT / %	BLACK AMOUNT / %	HISPANIC AMOUNT / %	WOMAN AMOUNT / %	ASIAN PACIFIC AMOUNT / %	NATIVE AMERICAN AMOUNT / %	SERVICE-DISABLED VETERAN AMOUNT / %
506 - UT MD ANDERSON CANCER CENTER - PROFESSIONAL SERVICES UNADJUSTED GOAL IS 23.7%								
-I	0	0 / 0%	0 / 0%	0 / 0%	0 / 0%	0 / 0%	0 / 0%	0 / 0%
N	\$54,178,723	\$96,267 / 0.18%	0 / 0%	\$3,929 / 0.01%	\$29,830 / 0.06%	\$62,509 / 0.12%	0 / 0%	0 / 0%
S	***	\$4,826,421 / 10.36%	0 / 0%	\$2,386,069 / 5.12%	\$2,166,640 / 4.65%	\$273,713 / 0.59%	0 / 0%	0 / 0%
T	0	0 / 0%	0 / 0%	0 / 0%	0 / 0%	0 / 0%	0 / 0%	0 / 0%
-TC	0	0 / 0%	0 / 0%	0 / 0%	0 / 0%	0 / 0%	0 / 0%	0 / 0%
	\$54,178,723	\$4,922,689 / 9.09%	0 / 0%	\$2,389,998 / 4.41%	\$2,196,470 / 4.05%	\$336,221 / 0.62%	0 / 0%	0 / 0%

506 - UT MD ANDERSON CANCER CENTER - OTHER SERVICES UNADJUSTED GOAL IS 26%								
-I	0	0 / 0%	0 / 0%	0 / 0%	0 / 0%	0 / 0%	0 / 0%	0 / 0%
N	\$420,105,004	\$40,852,208 / 9.72%	\$162,659 / 0.04%	\$22,313,544 / 5.31%	\$8,276,518 / 1.97%	\$9,494,667 / 2.26%	0 / 0%	\$604,820 / 0.14%
S	***	\$1,953,559 / 1.48%	\$266,406 / 0.20%	\$793,558 / 0.60%	\$177,371 / 0.13%	\$716,223 / 0.54%	0 / 0%	0 / 0%
T	\$44,115	0 / 0%	0 / 0%	0 / 0%	0 / 0%	0 / 0%	0 / 0%	0 / 0%
-TC	0	0 / 0%	0 / 0%	0 / 0%	0 / 0%	0 / 0%	0 / 0%	0 / 0%
	\$420,149,119	\$42,805,766 / 10.19%	\$429,065 / 0.10%	\$23,107,102 / 5.50%	\$8,453,890 / 2.01%	\$10,210,890 / 2.43%	0 / 0%	\$604,820 / 0.14%

506 - UT MD ANDERSON CANCER CENTER - COMMODITY PURCHASING UNADJUSTED GOAL IS 21.1%								
-I	0	0 / 0%	0 / 0%	0 / 0%	0 / 0%	0 / 0%	0 / 0%	0 / 0%
N	\$2,179,337,080	\$92,123,743 / 4.23%	\$21,900,549 / 1.00%	\$30,983,108 / 1.42%	\$5,743,759 / 0.26%	\$27,402,831 / 1.26%	\$88,659 / 0.00%	\$6,004,838 / 0.28%
S	***	\$1,295,205 / 1.60%	\$2,558 / 0.00%	\$1,357 / 0.00%	\$163,415 / 0.20%	\$975 / 0.00%	\$1,126,900 / 1.39%	0 / 0%
T	\$2,635	0 / 0%	0 / 0%	0 / 0%	0 / 0%	0 / 0%	0 / 0%	0 / 0%
-TC	0	0 / 0%	0 / 0%	0 / 0%	0 / 0%	0 / 0%	0 / 0%	0 / 0%
	\$2,179,339,715	\$93,418,948 / 4.29%	\$21,903,107 / 1.01%	\$30,984,464 / 1.42%	\$5,907,174 / 0.27%	\$27,403,806 / 1.26%	\$1,215,559 / 0.06%	\$6,004,838 / 0.28%

*** DOLLARS REPORTED BUT NOT SHOWN IN THESE COLUMNS. T=TREASURY, N=NON-TREASURY, S=SUBCONTRACTOR FUNDS & PROCUREMENT CARD HUB PURCHASES, TC=TERM CONTRACT, I= INTER GOVERNMENTAL PAYMENTS.



TEXAS HISTORICALLY UNDERUTILIZED BUSINESS (HUB) ANNUAL REPORT RECEIVED FOR FISCAL YEAR 2024

SECTION VII - STATE AGENCY EXPENDITURE DATA

RECORD TYPE	TOTAL EXPENDITURE	TOTAL SPENT WITH HUBS AMOUNT / %	BLACK AMOUNT / %	HISPANIC AMOUNT / %	WOMAN AMOUNT / %	ASIAN PACIFIC AMOUNT / %	NATIVE AMERICAN AMOUNT / %	SERVICE-DISABLED VETERAN AMOUNT / %
506 - UT MD ANDERSON CANCER CENTER - Statewide Grand Total Expenditures								
-I	0	0 / 0%	0 / 0%	0 / 0%	0 / 0%	0 / 0%	0 / 0%	0 / 0%
N	\$2,916,780,918	\$135,963,609 / 4.66%	\$24,421,215 / 0.84%	\$53,418,639 / 1.83%	\$14,284,125 / 0.49%	\$37,100,640 / 1.27%	\$129,332 / 0.00%	\$6,609,658 / 0.23%
S	***	\$33,558,097 / 6.47%	\$2,761,022 / 0.53%	\$15,168,444 / 2.92%	\$12,752,719 / 2.46%	\$1,749,012 / 0.34%	\$1,126,900 / 0.22%	0 / 0%
T	\$46,750	0 / 0%	0 / 0%	0 / 0%	0 / 0%	0 / 0%	0 / 0%	0 / 0%
-TC	0	0 / 0%	0 / 0%	0 / 0%	0 / 0%	0 / 0%	0 / 0%	0 / 0%
	\$2,916,827,667	\$169,521,706 / 5.81%	\$27,182,238 / 0.93%	\$68,587,082 / 2.35%	\$27,036,844 / 0.93%	\$38,849,653 / 1.33%	\$1,256,232 / 0.04%	\$6,609,658 / 0.23%

*** DOLLARS REPORTED BUT NOT SHOWN IN THESE COLUMNS. T=TREASURY, N=NON-TREASURY, S=SUBCONTRACTOR FUNDS & PROCUREMENT CARD HUB PURCHASES, TC=TERM CONTRACT, I= INTER GOVERNMENTAL PAYMENTS.



TEXAS HISTORICALLY UNDERUTILIZED BUSINESS (HUB) ANNUAL REPORT RECEIVED FOR FISCAL YEAR 2024

SECTION VII - STATE AGENCY EXPENDITURE DATA

RECORD TYPE	TOTAL EXPENDITURE	TOTAL SPENT WITH HUBS AMOUNT / %	BLACK AMOUNT / %	HISPANIC AMOUNT / %	WOMAN AMOUNT / %	ASIAN PACIFIC AMOUNT / %	NATIVE AMERICAN AMOUNT / %	SERVICE-DISABLED VETERAN AMOUNT / %
-------------	-------------------	----------------------------------	------------------	---------------------	------------------	--------------------------	----------------------------	-------------------------------------

507 - TEXAS BOARD OF NURSING - HEAVY CONSTRUCTION UNADJUSTED GOAL IS 11.2%

-I	0	0 / 0%	0 / 0%	0 / 0%	0 / 0%	0 / 0%	0 / 0%	0 / 0%
N	0	0 / 0%	0 / 0%	0 / 0%	0 / 0%	0 / 0%	0 / 0%	0 / 0%
S	***	0 / 0%	0 / 0%	0 / 0%	0 / 0%	0 / 0%	0 / 0%	0 / 0%
T	0	0 / 0%	0 / 0%	0 / 0%	0 / 0%	0 / 0%	0 / 0%	0 / 0%
-TC	0	0 / 0%	0 / 0%	0 / 0%	0 / 0%	0 / 0%	0 / 0%	0 / 0%
	0	0 / 0%	0 / 0%	0 / 0%	0 / 0%	0 / 0%	0 / 0%	0 / 0%

507 - TEXAS BOARD OF NURSING - BUILDING CONSTRUCTION UNADJUSTED GOAL IS 21.1%

-I	0	0 / 0%	0 / 0%	0 / 0%	0 / 0%	0 / 0%	0 / 0%	0 / 0%
N	0	0 / 0%	0 / 0%	0 / 0%	0 / 0%	0 / 0%	0 / 0%	0 / 0%
S	***	0 / 0%	0 / 0%	0 / 0%	0 / 0%	0 / 0%	0 / 0%	0 / 0%
T	0	0 / 0%	0 / 0%	0 / 0%	0 / 0%	0 / 0%	0 / 0%	0 / 0%
-TC	0	0 / 0%	0 / 0%	0 / 0%	0 / 0%	0 / 0%	0 / 0%	0 / 0%
	0	0 / 0%	0 / 0%	0 / 0%	0 / 0%	0 / 0%	0 / 0%	0 / 0%

507 - TEXAS BOARD OF NURSING - SPECIAL TRADE UNADJUSTED GOAL IS 32.9%

-I	0	0 / 0%	0 / 0%	0 / 0%	0 / 0%	0 / 0%	0 / 0%	0 / 0%
N	0	0 / 0%	0 / 0%	0 / 0%	0 / 0%	0 / 0%	0 / 0%	0 / 0%
S	***	0 / 0%	0 / 0%	0 / 0%	0 / 0%	0 / 0%	0 / 0%	0 / 0%
T	0	0 / 0%	0 / 0%	0 / 0%	0 / 0%	0 / 0%	0 / 0%	0 / 0%
-TC	0	0 / 0%	0 / 0%	0 / 0%	0 / 0%	0 / 0%	0 / 0%	0 / 0%
	0	0 / 0%	0 / 0%	0 / 0%	0 / 0%	0 / 0%	0 / 0%	0 / 0%

*** DOLLARS REPORTED BUT NOT SHOWN IN THESE COLUMNS. T=TREASURY, N=NON-TREASURY, S=SUBCONTRACTOR FUNDS & PROCUREMENT CARD HUB PURCHASES, TC=TERM CONTRACT, I= INTER GOVERNMENTAL PAYMENTS.



TEXAS HISTORICALLY UNDERUTILIZED BUSINESS (HUB) ANNUAL REPORT RECEIVED FOR FISCAL YEAR 2024

SECTION VII - STATE AGENCY EXPENDITURE DATA

RECORD TYPE	TOTAL EXPENDITURE	TOTAL SPENT WITH HUBS AMOUNT / %	BLACK AMOUNT / %	HISPANIC AMOUNT / %	WOMAN AMOUNT / %	ASIAN PACIFIC AMOUNT / %	NATIVE AMERICAN AMOUNT / %	SERVICE-DISABLED VETERAN AMOUNT / %
507 - TEXAS BOARD OF NURSING - PROFESSIONAL SERVICES UNADJUSTED GOAL IS 23.7%								
-I	0	0 / 0%	0 / 0%	0 / 0%	0 / 0%	0 / 0%	0 / 0%	0 / 0%
N	0	0 / 0%	0 / 0%	0 / 0%	0 / 0%	0 / 0%	0 / 0%	0 / 0%
S	***	0 / 0%	0 / 0%	0 / 0%	0 / 0%	0 / 0%	0 / 0%	0 / 0%
T	\$32,508	\$32,508 / 100.00%	\$32,508 / 100.00%	0 / 0%	0 / 0%	0 / 0%	0 / 0%	0 / 0%
-TC	0	0 / 0%	0 / 0%	0 / 0%	0 / 0%	0 / 0%	0 / 0%	0 / 0%
	\$32,508	\$32,508 / 100.00%	\$32,508 / 100.00%	0 / 0%	0 / 0%	0 / 0%	0 / 0%	0 / 0%
507 - TEXAS BOARD OF NURSING - OTHER SERVICES UNADJUSTED GOAL IS 26%								
-I	0	0 / 0%	0 / 0%	0 / 0%	0 / 0%	0 / 0%	0 / 0%	0 / 0%
N	0	0 / 0%	0 / 0%	0 / 0%	0 / 0%	0 / 0%	0 / 0%	0 / 0%
S	***	0 / 0%	0 / 0%	0 / 0%	0 / 0%	0 / 0%	0 / 0%	0 / 0%
T	\$1,750,386	\$23,410 / 1.34%	0 / 0%	\$2,080 / 0.12%	\$2,637 / 0.15%	\$8,869 / 0.51%	\$9,824 / 0.56%	0 / 0%
-TC	\$3,889	\$410 / 10.53%	0 / 0%	0 / 0%	\$410 / 10.53%	0 / 0%	0 / 0%	0 / 0%
	\$1,746,497	\$23,001 / 1.32%	0 / 0%	\$2,080 / 0.12%	\$2,228 / 0.13%	\$8,869 / 0.51%	\$9,824 / 0.56%	0 / 0%
507 - TEXAS BOARD OF NURSING - COMMODITY PURCHASING UNADJUSTED GOAL IS 21.1%								
-I	0	0 / 0%	0 / 0%	0 / 0%	0 / 0%	0 / 0%	0 / 0%	0 / 0%
N	0	0 / 0%	0 / 0%	0 / 0%	0 / 0%	0 / 0%	0 / 0%	0 / 0%
S	***	0 / 0%	0 / 0%	0 / 0%	0 / 0%	0 / 0%	0 / 0%	0 / 0%
T	\$348,811	\$271,424 / 77.81%	\$153,234 / 43.93%	\$27,327 / 7.83%	\$8,027 / 2.30%	\$82,835 / 23.75%	0 / 0%	0 / 0%
-TC	\$9,700	\$86 / 0.89%	\$47 / 0.48%	0 / 0%	\$39 / 0.40%	0 / 0%	0 / 0%	0 / 0%
	\$339,111	\$271,338 / 80.01%	\$153,187 / 45.17%	\$27,327 / 8.06%	\$7,988 / 2.36%	\$82,835 / 24.43%	0 / 0%	0 / 0%

*** DOLLARS REPORTED BUT NOT SHOWN IN THESE COLUMNS. T=TREASURY, N=NON-TREASURY, S=SUBCONTRACTOR FUNDS & PROCUREMENT CARD HUB PURCHASES, TC=TERM CONTRACT, I= INTER GOVERNMENTAL PAYMENTS.



TEXAS HISTORICALLY UNDERUTILIZED BUSINESS (HUB) ANNUAL REPORT RECEIVED FOR FISCAL YEAR 2024

SECTION VII - STATE AGENCY EXPENDITURE DATA

RECORD TYPE	TOTAL EXPENDITURE	TOTAL SPENT WITH HUBS AMOUNT / %	BLACK AMOUNT / %	HISPANIC AMOUNT / %	WOMAN AMOUNT / %	ASIAN PACIFIC AMOUNT / %	NATIVE AMERICAN AMOUNT / %	SERVICE-DISABLED VETERAN AMOUNT / %
507 - TEXAS BOARD OF NURSING - Statewide Grand Total Expenditures								
-I	0	0 / 0%	0 / 0%	0 / 0%	0 / 0%	0 / 0%	0 / 0%	0 / 0%
N	0	0 / 0%	0 / 0%	0 / 0%	0 / 0%	0 / 0%	0 / 0%	0 / 0%
S	***	0 / 0%	0 / 0%	0 / 0%	0 / 0%	0 / 0%	0 / 0%	0 / 0%
T	\$2,131,705	\$327,342 / 15.36%	\$185,742 / 8.71%	\$29,407 / 1.38%	\$10,664 / 0.50%	\$91,704 / 4.30%	\$9,824 / 0.46%	0 / 0%
-TC	\$13,589	\$496 / 3.65%	\$47 / 0.35%	0 / 0%	\$449 / 3.30%	0 / 0%	0 / 0%	0 / 0%
	\$2,118,116	\$326,846 / 15.43%	\$185,695 / 8.77%	\$29,407 / 1.39%	\$10,215 / 0.48%	\$91,704 / 4.33%	\$9,824 / 0.46%	0 / 0%

*** DOLLARS REPORTED BUT NOT SHOWN IN THESE COLUMNS. T=TREASURY, N=NON-TREASURY, S=SUBCONTRACTOR FUNDS & PROCUREMENT CARD HUB PURCHASES, TC=TERM CONTRACT, I= INTER GOVERNMENTAL PAYMENTS.



TEXAS HISTORICALLY UNDERUTILIZED BUSINESS (HUB) ANNUAL REPORT RECEIVED FOR FISCAL YEAR 2024

SECTION VII - STATE AGENCY EXPENDITURE DATA

RECORD TYPE	TOTAL EXPENDITURE	TOTAL SPENT WITH HUBS AMOUNT / %	BLACK AMOUNT / %	HISPANIC AMOUNT / %	WOMAN AMOUNT / %	ASIAN PACIFIC AMOUNT / %	NATIVE AMERICAN AMOUNT / %	SERVICE-DISABLED VETERAN AMOUNT / %
508 - BOARD OF CHIROPRACTIC EXAMINERS - HEAVY CONSTRUCTION UNADJUSTED GOAL IS 11.2%								
-I	0	0 / 0%	0 / 0%	0 / 0%	0 / 0%	0 / 0%	0 / 0%	0 / 0%
N	0	0 / 0%	0 / 0%	0 / 0%	0 / 0%	0 / 0%	0 / 0%	0 / 0%
S	***	0 / 0%	0 / 0%	0 / 0%	0 / 0%	0 / 0%	0 / 0%	0 / 0%
T	0	0 / 0%	0 / 0%	0 / 0%	0 / 0%	0 / 0%	0 / 0%	0 / 0%
-TC	0	0 / 0%	0 / 0%	0 / 0%	0 / 0%	0 / 0%	0 / 0%	0 / 0%
	0	0 / 0%	0 / 0%	0 / 0%	0 / 0%	0 / 0%	0 / 0%	0 / 0%

508 - BOARD OF CHIROPRACTIC EXAMINERS - BUILDING CONSTRUCTION UNADJUSTED GOAL IS 21.1%								
-I	0	0 / 0%	0 / 0%	0 / 0%	0 / 0%	0 / 0%	0 / 0%	0 / 0%
N	0	0 / 0%	0 / 0%	0 / 0%	0 / 0%	0 / 0%	0 / 0%	0 / 0%
S	***	0 / 0%	0 / 0%	0 / 0%	0 / 0%	0 / 0%	0 / 0%	0 / 0%
T	0	0 / 0%	0 / 0%	0 / 0%	0 / 0%	0 / 0%	0 / 0%	0 / 0%
-TC	0	0 / 0%	0 / 0%	0 / 0%	0 / 0%	0 / 0%	0 / 0%	0 / 0%
	0	0 / 0%	0 / 0%	0 / 0%	0 / 0%	0 / 0%	0 / 0%	0 / 0%

508 - BOARD OF CHIROPRACTIC EXAMINERS - SPECIAL TRADE UNADJUSTED GOAL IS 32.9%								
-I	0	0 / 0%	0 / 0%	0 / 0%	0 / 0%	0 / 0%	0 / 0%	0 / 0%
N	0	0 / 0%	0 / 0%	0 / 0%	0 / 0%	0 / 0%	0 / 0%	0 / 0%
S	***	0 / 0%	0 / 0%	0 / 0%	0 / 0%	0 / 0%	0 / 0%	0 / 0%
T	0	0 / 0%	0 / 0%	0 / 0%	0 / 0%	0 / 0%	0 / 0%	0 / 0%
-TC	0	0 / 0%	0 / 0%	0 / 0%	0 / 0%	0 / 0%	0 / 0%	0 / 0%
	0	0 / 0%	0 / 0%	0 / 0%	0 / 0%	0 / 0%	0 / 0%	0 / 0%

*** DOLLARS REPORTED BUT NOT SHOWN IN THESE COLUMNS. T=TREASURY, N=NON-TREASURY, S=SUBCONTRACTOR FUNDS & PROCUREMENT CARD HUB PURCHASES, TC=TERM CONTRACT, I= INTER GOVERNMENTAL PAYMENTS.



TEXAS HISTORICALLY UNDERUTILIZED BUSINESS (HUB) ANNUAL REPORT RECEIVED FOR FISCAL YEAR 2024

SECTION VII - STATE AGENCY EXPENDITURE DATA

RECORD TYPE	TOTAL EXPENDITURE	TOTAL SPENT WITH HUBS AMOUNT / %	BLACK AMOUNT / %	HISPANIC AMOUNT / %	WOMAN AMOUNT / %	ASIAN PACIFIC AMOUNT / %	NATIVE AMERICAN AMOUNT / %	SERVICE-DISABLED VETERAN AMOUNT / %
508 - BOARD OF CHIROPRACTIC EXAMINERS - PROFESSIONAL SERVICES UNADJUSTED GOAL IS 23.7%								
-I	0	0 / 0%	0 / 0%	0 / 0%	0 / 0%	0 / 0%	0 / 0%	0 / 0%
N	0	0 / 0%	0 / 0%	0 / 0%	0 / 0%	0 / 0%	0 / 0%	0 / 0%
S	***	0 / 0%	0 / 0%	0 / 0%	0 / 0%	0 / 0%	0 / 0%	0 / 0%
T	\$9,200	\$9,200 / 100.00%	0 / 0%	0 / 0%	\$9,200 / 100.00%	0 / 0%	0 / 0%	0 / 0%
-TC	0	0 / 0%	0 / 0%	0 / 0%	0 / 0%	0 / 0%	0 / 0%	0 / 0%
	\$9,200	\$9,200 / 100.00%	0 / 0%	0 / 0%	\$9,200 / 100.00%	0 / 0%	0 / 0%	0 / 0%

508 - BOARD OF CHIROPRACTIC EXAMINERS - OTHER SERVICES UNADJUSTED GOAL IS 26%								
-I	0	0 / 0%	0 / 0%	0 / 0%	0 / 0%	0 / 0%	0 / 0%	0 / 0%
N	0	0 / 0%	0 / 0%	0 / 0%	0 / 0%	0 / 0%	0 / 0%	0 / 0%
S	***	0 / 0%	0 / 0%	0 / 0%	0 / 0%	0 / 0%	0 / 0%	0 / 0%
T	\$51,906	\$1,599 / 3.08%	0 / 0%	0 / 0%	0 / 0%	\$1,599 / 3.08%	0 / 0%	0 / 0%
-TC	0	0 / 0%	0 / 0%	0 / 0%	0 / 0%	0 / 0%	0 / 0%	0 / 0%
	\$51,906	\$1,599 / 3.08%	0 / 0%	0 / 0%	0 / 0%	\$1,599 / 3.08%	0 / 0%	0 / 0%

508 - BOARD OF CHIROPRACTIC EXAMINERS - COMMODITY PURCHASING UNADJUSTED GOAL IS 21.1%								
-I	0	0 / 0%	0 / 0%	0 / 0%	0 / 0%	0 / 0%	0 / 0%	0 / 0%
N	0	0 / 0%	0 / 0%	0 / 0%	0 / 0%	0 / 0%	0 / 0%	0 / 0%
S	***	0 / 0%	0 / 0%	0 / 0%	0 / 0%	0 / 0%	0 / 0%	0 / 0%
T	\$47,221	\$34,842 / 73.79%	0 / 0%	0 / 0%	\$7,158 / 15.16%	\$27,684 / 58.63%	0 / 0%	0 / 0%
-TC	0	0 / 0%	0 / 0%	0 / 0%	0 / 0%	0 / 0%	0 / 0%	0 / 0%
	\$47,221	\$34,842 / 73.79%	0 / 0%	0 / 0%	\$7,158 / 15.16%	\$27,684 / 58.63%	0 / 0%	0 / 0%

*** DOLLARS REPORTED BUT NOT SHOWN IN THESE COLUMNS. T=TREASURY, N=NON-TREASURY, S=SUBCONTRACTOR FUNDS & PROCUREMENT CARD HUB PURCHASES, TC=TERM CONTRACT, I= INTER GOVERNMENTAL PAYMENTS.



TEXAS HISTORICALLY UNDERUTILIZED BUSINESS (HUB) ANNUAL REPORT RECEIVED FOR FISCAL YEAR 2024

SECTION VII - STATE AGENCY EXPENDITURE DATA

RECORD TYPE	TOTAL EXPENDITURE	TOTAL SPENT WITH HUBS AMOUNT / %	BLACK AMOUNT / %	HISPANIC AMOUNT / %	WOMAN AMOUNT / %	ASIAN PACIFIC AMOUNT / %	NATIVE AMERICAN AMOUNT / %	SERVICE-DISABLED VETERAN AMOUNT / %
508 - BOARD OF CHIROPRACTIC EXAMINERS - Statewide Grand Total Expenditures								
-I	0	0 / 0%	0 / 0%	0 / 0%	0 / 0%	0 / 0%	0 / 0%	0 / 0%
N	0	0 / 0%	0 / 0%	0 / 0%	0 / 0%	0 / 0%	0 / 0%	0 / 0%
S	***	0 / 0%	0 / 0%	0 / 0%	0 / 0%	0 / 0%	0 / 0%	0 / 0%
T	\$108,327	\$45,641 / 42.13%	0 / 0%	0 / 0%	\$16,358 / 15.10%	\$29,283 / 27.03%	0 / 0%	0 / 0%
-TC	0	0 / 0%	0 / 0%	0 / 0%	0 / 0%	0 / 0%	0 / 0%	0 / 0%
	\$108,327	\$45,641 / 42.13%	0 / 0%	0 / 0%	\$16,358 / 15.10%	\$29,283 / 27.03%	0 / 0%	0 / 0%

*** DOLLARS REPORTED BUT NOT SHOWN IN THESE COLUMNS. T=TREASURY, N=NON-TREASURY, S=SUBCONTRACTOR FUNDS & PROCUREMENT CARD HUB PURCHASES, TC=TERM CONTRACT, I= INTER GOVERNMENTAL PAYMENTS.



TEXAS HISTORICALLY UNDERUTILIZED BUSINESS (HUB) ANNUAL REPORT RECEIVED FOR FISCAL YEAR 2024

SECTION VII - STATE AGENCY EXPENDITURE DATA

RECORD TYPE	TOTAL EXPENDITURE	TOTAL SPENT WITH HUBS AMOUNT / %	BLACK AMOUNT / %	HISPANIC AMOUNT / %	WOMAN AMOUNT / %	ASIAN PACIFIC AMOUNT / %	NATIVE AMERICAN AMOUNT / %	SERVICE-DISABLED VETERAN AMOUNT / %
-------------	-------------------	----------------------------------	------------------	---------------------	------------------	--------------------------	----------------------------	-------------------------------------

510 - TEXAS BEHAVIORAL HEALTH EXECUTIVE CO - HEAVY CONSTRUCTION UNADJUSTED GOAL IS 11.2%

-I	0	0 / 0%	0 / 0%	0 / 0%	0 / 0%	0 / 0%	0 / 0%	0 / 0%
N	0	0 / 0%	0 / 0%	0 / 0%	0 / 0%	0 / 0%	0 / 0%	0 / 0%
S	***	0 / 0%	0 / 0%	0 / 0%	0 / 0%	0 / 0%	0 / 0%	0 / 0%
T	0	0 / 0%	0 / 0%	0 / 0%	0 / 0%	0 / 0%	0 / 0%	0 / 0%
-TC	0	0 / 0%	0 / 0%	0 / 0%	0 / 0%	0 / 0%	0 / 0%	0 / 0%
	0	0 / 0%	0 / 0%	0 / 0%	0 / 0%	0 / 0%	0 / 0%	0 / 0%

510 - TEXAS BEHAVIORAL HEALTH EXECUTIVE CO - BUILDING CONSTRUCTION UNADJUSTED GOAL IS 21.1%

-I	0	0 / 0%	0 / 0%	0 / 0%	0 / 0%	0 / 0%	0 / 0%	0 / 0%
N	0	0 / 0%	0 / 0%	0 / 0%	0 / 0%	0 / 0%	0 / 0%	0 / 0%
S	***	0 / 0%	0 / 0%	0 / 0%	0 / 0%	0 / 0%	0 / 0%	0 / 0%
T	0	0 / 0%	0 / 0%	0 / 0%	0 / 0%	0 / 0%	0 / 0%	0 / 0%
-TC	0	0 / 0%	0 / 0%	0 / 0%	0 / 0%	0 / 0%	0 / 0%	0 / 0%
	0	0 / 0%	0 / 0%	0 / 0%	0 / 0%	0 / 0%	0 / 0%	0 / 0%

510 - TEXAS BEHAVIORAL HEALTH EXECUTIVE CO - SPECIAL TRADE UNADJUSTED GOAL IS 32.9%

-I	0	0 / 0%	0 / 0%	0 / 0%	0 / 0%	0 / 0%	0 / 0%	0 / 0%
N	0	0 / 0%	0 / 0%	0 / 0%	0 / 0%	0 / 0%	0 / 0%	0 / 0%
S	***	0 / 0%	0 / 0%	0 / 0%	0 / 0%	0 / 0%	0 / 0%	0 / 0%
T	0	0 / 0%	0 / 0%	0 / 0%	0 / 0%	0 / 0%	0 / 0%	0 / 0%
-TC	0	0 / 0%	0 / 0%	0 / 0%	0 / 0%	0 / 0%	0 / 0%	0 / 0%
	0	0 / 0%	0 / 0%	0 / 0%	0 / 0%	0 / 0%	0 / 0%	0 / 0%

*** DOLLARS REPORTED BUT NOT SHOWN IN THESE COLUMNS. T=TREASURY, N=NON-TREASURY, S=SUBCONTRACTOR FUNDS & PROCUREMENT CARD HUB PURCHASES, TC=TERM CONTRACT, I= INTER GOVERNMENTAL PAYMENTS.



TEXAS HISTORICALLY UNDERUTILIZED BUSINESS (HUB) ANNUAL REPORT RECEIVED FOR FISCAL YEAR 2024

SECTION VII - STATE AGENCY EXPENDITURE DATA

RECORD TYPE	TOTAL EXPENDITURE	TOTAL SPENT WITH HUBS AMOUNT / %	BLACK AMOUNT / %	HISPANIC AMOUNT / %	WOMAN AMOUNT / %	ASIAN PACIFIC AMOUNT / %	NATIVE AMERICAN AMOUNT / %	SERVICE-DISABLED VETERAN AMOUNT / %
510 - TEXAS BEHAVIORAL HEALTH EXECUTIVE CO - PROFESSIONAL SERVICES UNADJUSTED GOAL IS 23.7%								
-I	0	0 / 0%	0 / 0%	0 / 0%	0 / 0%	0 / 0%	0 / 0%	0 / 0%
N	0	0 / 0%	0 / 0%	0 / 0%	0 / 0%	0 / 0%	0 / 0%	0 / 0%
S	***	0 / 0%	0 / 0%	0 / 0%	0 / 0%	0 / 0%	0 / 0%	0 / 0%
T	0	0 / 0%	0 / 0%	0 / 0%	0 / 0%	0 / 0%	0 / 0%	0 / 0%
-TC	0	0 / 0%	0 / 0%	0 / 0%	0 / 0%	0 / 0%	0 / 0%	0 / 0%
	0	0 / 0%	0 / 0%	0 / 0%	0 / 0%	0 / 0%	0 / 0%	0 / 0%

510 - TEXAS BEHAVIORAL HEALTH EXECUTIVE CO - OTHER SERVICES UNADJUSTED GOAL IS 26%								
-I	0	0 / 0%	0 / 0%	0 / 0%	0 / 0%	0 / 0%	0 / 0%	0 / 0%
N	0	0 / 0%	0 / 0%	0 / 0%	0 / 0%	0 / 0%	0 / 0%	0 / 0%
S	***	0 / 0%	0 / 0%	0 / 0%	0 / 0%	0 / 0%	0 / 0%	0 / 0%
T	\$935,949	\$710 / 0.08%	0 / 0%	0 / 0%	\$200 / 0.02%	\$510 / 0.05%	0 / 0%	0 / 0%
-TC	0	0 / 0%	0 / 0%	0 / 0%	0 / 0%	0 / 0%	0 / 0%	0 / 0%
	\$935,949	\$710 / 0.08%	0 / 0%	0 / 0%	\$200 / 0.02%	\$510 / 0.05%	0 / 0%	0 / 0%

510 - TEXAS BEHAVIORAL HEALTH EXECUTIVE CO - COMMODITY PURCHASING UNADJUSTED GOAL IS 21.1%								
-I	0	0 / 0%	0 / 0%	0 / 0%	0 / 0%	0 / 0%	0 / 0%	0 / 0%
N	0	0 / 0%	0 / 0%	0 / 0%	0 / 0%	0 / 0%	0 / 0%	0 / 0%
S	***	0 / 0%	0 / 0%	0 / 0%	0 / 0%	0 / 0%	0 / 0%	0 / 0%
T	\$35,365	\$9,075 / 25.66%	0 / 0%	0 / 0%	\$3,669 / 10.37%	\$5,407 / 15.29%	0 / 0%	0 / 0%
-TC	\$12,453	0 / 0%	0 / 0%	0 / 0%	0 / 0%	0 / 0%	0 / 0%	0 / 0%
	\$22,912	\$9,075 / 39.61%	0 / 0%	0 / 0%	\$3,669 / 16.01%	\$5,407 / 23.60%	0 / 0%	0 / 0%

*** DOLLARS REPORTED BUT NOT SHOWN IN THESE COLUMNS. T=TREASURY, N=NON-TREASURY, S=SUBCONTRACTOR FUNDS & PROCUREMENT CARD HUB PURCHASES, TC=TERM CONTRACT, I= INTER GOVERNMENTAL PAYMENTS.



TEXAS HISTORICALLY UNDERUTILIZED BUSINESS (HUB) ANNUAL REPORT RECEIVED FOR FISCAL YEAR 2024

SECTION VII - STATE AGENCY EXPENDITURE DATA

RECORD TYPE	TOTAL EXPENDITURE	TOTAL SPENT WITH HUBS AMOUNT / %	BLACK AMOUNT / %	HISPANIC AMOUNT / %	WOMAN AMOUNT / %	ASIAN PACIFIC AMOUNT / %	NATIVE AMERICAN AMOUNT / %	SERVICE-DISABLED VETERAN AMOUNT / %
510 - TEXAS BEHAVIORAL HEALTH EXECUTIVE CO - Statewide Grand Total Expenditures								
-I	0	0 / 0%	0 / 0%	0 / 0%	0 / 0%	0 / 0%	0 / 0%	0 / 0%
N	0	0 / 0%	0 / 0%	0 / 0%	0 / 0%	0 / 0%	0 / 0%	0 / 0%
S	***	0 / 0%	0 / 0%	0 / 0%	0 / 0%	0 / 0%	0 / 0%	0 / 0%
T	\$971,314	\$9,785 / 1.01%	0 / 0%	0 / 0%	\$3,869 / 0.40%	\$5,917 / 0.61%	0 / 0%	0 / 0%
-TC	\$12,453	0 / 0%	0 / 0%	0 / 0%	0 / 0%	0 / 0%	0 / 0%	0 / 0%
	\$958,860	\$9,785 / 1.02%	0 / 0%	0 / 0%	\$3,869 / 0.40%	\$5,917 / 0.62%	0 / 0%	0 / 0%

*** DOLLARS REPORTED BUT NOT SHOWN IN THESE COLUMNS. T=TREASURY, N=NON-TREASURY, S=SUBCONTRACTOR FUNDS & PROCUREMENT CARD HUB PURCHASES, TC=TERM CONTRACT, I= INTER GOVERNMENTAL PAYMENTS.



TEXAS HISTORICALLY UNDERUTILIZED BUSINESS (HUB) ANNUAL REPORT RECEIVED FOR FISCAL YEAR 2024

SECTION VII - STATE AGENCY EXPENDITURE DATA

RECORD TYPE	TOTAL EXPENDITURE	TOTAL SPENT WITH HUBS AMOUNT / %	BLACK AMOUNT / %	HISPANIC AMOUNT / %	WOMAN AMOUNT / %	ASIAN PACIFIC AMOUNT / %	NATIVE AMERICAN AMOUNT / %	SERVICE-DISABLED VETERAN AMOUNT / %
513 - TEXAS FUNERAL SERVICE COMMISSION - HEAVY CONSTRUCTION UNADJUSTED GOAL IS 11.2%								
-I	0	0 / 0%	0 / 0%	0 / 0%	0 / 0%	0 / 0%	0 / 0%	0 / 0%
N	0	0 / 0%	0 / 0%	0 / 0%	0 / 0%	0 / 0%	0 / 0%	0 / 0%
S	***	0 / 0%	0 / 0%	0 / 0%	0 / 0%	0 / 0%	0 / 0%	0 / 0%
T	0	0 / 0%	0 / 0%	0 / 0%	0 / 0%	0 / 0%	0 / 0%	0 / 0%
-TC	0	0 / 0%	0 / 0%	0 / 0%	0 / 0%	0 / 0%	0 / 0%	0 / 0%
	0	0 / 0%	0 / 0%	0 / 0%	0 / 0%	0 / 0%	0 / 0%	0 / 0%

513 - TEXAS FUNERAL SERVICE COMMISSION - BUILDING CONSTRUCTION UNADJUSTED GOAL IS 21.1%								
-I	0	0 / 0%	0 / 0%	0 / 0%	0 / 0%	0 / 0%	0 / 0%	0 / 0%
N	0	0 / 0%	0 / 0%	0 / 0%	0 / 0%	0 / 0%	0 / 0%	0 / 0%
S	***	0 / 0%	0 / 0%	0 / 0%	0 / 0%	0 / 0%	0 / 0%	0 / 0%
T	0	0 / 0%	0 / 0%	0 / 0%	0 / 0%	0 / 0%	0 / 0%	0 / 0%
-TC	0	0 / 0%	0 / 0%	0 / 0%	0 / 0%	0 / 0%	0 / 0%	0 / 0%
	0	0 / 0%	0 / 0%	0 / 0%	0 / 0%	0 / 0%	0 / 0%	0 / 0%

513 - TEXAS FUNERAL SERVICE COMMISSION - SPECIAL TRADE UNADJUSTED GOAL IS 32.9%								
-I	0	0 / 0%	0 / 0%	0 / 0%	0 / 0%	0 / 0%	0 / 0%	0 / 0%
N	0	0 / 0%	0 / 0%	0 / 0%	0 / 0%	0 / 0%	0 / 0%	0 / 0%
S	***	0 / 0%	0 / 0%	0 / 0%	0 / 0%	0 / 0%	0 / 0%	0 / 0%
T	0	0 / 0%	0 / 0%	0 / 0%	0 / 0%	0 / 0%	0 / 0%	0 / 0%
-TC	0	0 / 0%	0 / 0%	0 / 0%	0 / 0%	0 / 0%	0 / 0%	0 / 0%
	0	0 / 0%	0 / 0%	0 / 0%	0 / 0%	0 / 0%	0 / 0%	0 / 0%

*** DOLLARS REPORTED BUT NOT SHOWN IN THESE COLUMNS. T=TREASURY, N=NON-TREASURY, S=SUBCONTRACTOR FUNDS & PROCUREMENT CARD HUB PURCHASES, TC=TERM CONTRACT, I= INTER GOVERNMENTAL PAYMENTS.



TEXAS HISTORICALLY UNDERUTILIZED BUSINESS (HUB) ANNUAL REPORT RECEIVED FOR FISCAL YEAR 2024

SECTION VII - STATE AGENCY EXPENDITURE DATA

RECORD TYPE	TOTAL EXPENDITURE	TOTAL SPENT WITH HUBS AMOUNT / %	BLACK AMOUNT / %	HISPANIC AMOUNT / %	WOMAN AMOUNT / %	ASIAN PACIFIC AMOUNT / %	NATIVE AMERICAN AMOUNT / %	SERVICE-DISABLED VETERAN AMOUNT / %
513 - TEXAS FUNERAL SERVICE COMMISSION - PROFESSIONAL SERVICES UNADJUSTED GOAL IS 23.7%								
-I	0	0 / 0%	0 / 0%	0 / 0%	0 / 0%	0 / 0%	0 / 0%	0 / 0%
N	0	0 / 0%	0 / 0%	0 / 0%	0 / 0%	0 / 0%	0 / 0%	0 / 0%
S	***	0 / 0%	0 / 0%	0 / 0%	0 / 0%	0 / 0%	0 / 0%	0 / 0%
T	0	0 / 0%	0 / 0%	0 / 0%	0 / 0%	0 / 0%	0 / 0%	0 / 0%
-TC	0	0 / 0%	0 / 0%	0 / 0%	0 / 0%	0 / 0%	0 / 0%	0 / 0%
	0	0 / 0%	0 / 0%	0 / 0%	0 / 0%	0 / 0%	0 / 0%	0 / 0%

513 - TEXAS FUNERAL SERVICE COMMISSION - OTHER SERVICES UNADJUSTED GOAL IS 26%								
-I	0	0 / 0%	0 / 0%	0 / 0%	0 / 0%	0 / 0%	0 / 0%	0 / 0%
N	0	0 / 0%	0 / 0%	0 / 0%	0 / 0%	0 / 0%	0 / 0%	0 / 0%
S	***	0 / 0%	0 / 0%	0 / 0%	0 / 0%	0 / 0%	0 / 0%	0 / 0%
T	\$51,567	\$9,885 / 19.17%	0 / 0%	\$825 / 1.60%	\$9,060 / 17.57%	0 / 0%	0 / 0%	0 / 0%
-TC	0	0 / 0%	0 / 0%	0 / 0%	0 / 0%	0 / 0%	0 / 0%	0 / 0%
	\$51,567	\$9,885 / 19.17%	0 / 0%	\$825 / 1.60%	\$9,060 / 17.57%	0 / 0%	0 / 0%	0 / 0%

513 - TEXAS FUNERAL SERVICE COMMISSION - COMMODITY PURCHASING UNADJUSTED GOAL IS 21.1%								
-I	0	0 / 0%	0 / 0%	0 / 0%	0 / 0%	0 / 0%	0 / 0%	0 / 0%
N	0	0 / 0%	0 / 0%	0 / 0%	0 / 0%	0 / 0%	0 / 0%	0 / 0%
S	***	0 / 0%	0 / 0%	0 / 0%	0 / 0%	0 / 0%	0 / 0%	0 / 0%
T	\$29,663	\$12,946 / 43.64%	0 / 0%	0 / 0%	\$12,946 / 43.64%	0 / 0%	0 / 0%	0 / 0%
-TC	0	0 / 0%	0 / 0%	0 / 0%	0 / 0%	0 / 0%	0 / 0%	0 / 0%
	\$29,663	\$12,946 / 43.64%	0 / 0%	0 / 0%	\$12,946 / 43.64%	0 / 0%	0 / 0%	0 / 0%

*** DOLLARS REPORTED BUT NOT SHOWN IN THESE COLUMNS. T=TREASURY, N=NON-TREASURY, S=SUBCONTRACTOR FUNDS & PROCUREMENT CARD HUB PURCHASES, TC=TERM CONTRACT, I= INTER GOVERNMENTAL PAYMENTS.



TEXAS HISTORICALLY UNDERUTILIZED BUSINESS (HUB) ANNUAL REPORT RECEIVED FOR FISCAL YEAR 2024

SECTION VII - STATE AGENCY EXPENDITURE DATA

RECORD TYPE	TOTAL EXPENDITURE	TOTAL SPENT WITH HUBS AMOUNT / %	BLACK AMOUNT / %	HISPANIC AMOUNT / %	WOMAN AMOUNT / %	ASIAN PACIFIC AMOUNT / %	NATIVE AMERICAN AMOUNT / %	SERVICE-DISABLED VETERAN AMOUNT / %
513 - TEXAS FUNERAL SERVICE COMMISSION - Statewide Grand Total Expenditures								
-I	0	0 / 0%	0 / 0%	0 / 0%	0 / 0%	0 / 0%	0 / 0%	0 / 0%
N	0	0 / 0%	0 / 0%	0 / 0%	0 / 0%	0 / 0%	0 / 0%	0 / 0%
S	***	0 / 0%	0 / 0%	0 / 0%	0 / 0%	0 / 0%	0 / 0%	0 / 0%
T	\$81,230	\$22,831 / 28.11%	0 / 0%	\$825 / 1.02%	\$22,006 / 27.09%	0 / 0%	0 / 0%	0 / 0%
-TC	0	0 / 0%	0 / 0%	0 / 0%	0 / 0%	0 / 0%	0 / 0%	0 / 0%
	\$81,230	\$22,831 / 28.11%	0 / 0%	\$825 / 1.02%	\$22,006 / 27.09%	0 / 0%	0 / 0%	0 / 0%

*** DOLLARS REPORTED BUT NOT SHOWN IN THESE COLUMNS. T=TREASURY, N=NON-TREASURY, S=SUBCONTRACTOR FUNDS & PROCUREMENT CARD HUB PURCHASES, TC=TERM CONTRACT, I= INTER GOVERNMENTAL PAYMENTS.



TEXAS HISTORICALLY UNDERUTILIZED BUSINESS (HUB) ANNUAL REPORT RECEIVED FOR FISCAL YEAR 2024

SECTION VII - STATE AGENCY EXPENDITURE DATA

RECORD TYPE	TOTAL EXPENDITURE	TOTAL SPENT WITH HUBS AMOUNT / %	BLACK AMOUNT / %	HISPANIC AMOUNT / %	WOMAN AMOUNT / %	ASIAN PACIFIC AMOUNT / %	NATIVE AMERICAN AMOUNT / %	SERVICE-DISABLED VETERAN AMOUNT / %
-------------	-------------------	----------------------------------	------------------	---------------------	------------------	--------------------------	----------------------------	-------------------------------------

514 - TEXAS OPTOMETRY BOARD - HEAVY CONSTRUCTION UNADJUSTED GOAL IS 11.2%

-I	0	0 / 0%	0 / 0%	0 / 0%	0 / 0%	0 / 0%	0 / 0%	0 / 0%
N	0	0 / 0%	0 / 0%	0 / 0%	0 / 0%	0 / 0%	0 / 0%	0 / 0%
S	***	0 / 0%	0 / 0%	0 / 0%	0 / 0%	0 / 0%	0 / 0%	0 / 0%
T	0	0 / 0%	0 / 0%	0 / 0%	0 / 0%	0 / 0%	0 / 0%	0 / 0%
-TC	0	0 / 0%	0 / 0%	0 / 0%	0 / 0%	0 / 0%	0 / 0%	0 / 0%
	0	0 / 0%	0 / 0%	0 / 0%	0 / 0%	0 / 0%	0 / 0%	0 / 0%

514 - TEXAS OPTOMETRY BOARD - BUILDING CONSTRUCTION UNADJUSTED GOAL IS 21.1%

-I	0	0 / 0%	0 / 0%	0 / 0%	0 / 0%	0 / 0%	0 / 0%	0 / 0%
N	0	0 / 0%	0 / 0%	0 / 0%	0 / 0%	0 / 0%	0 / 0%	0 / 0%
S	***	0 / 0%	0 / 0%	0 / 0%	0 / 0%	0 / 0%	0 / 0%	0 / 0%
T	0	0 / 0%	0 / 0%	0 / 0%	0 / 0%	0 / 0%	0 / 0%	0 / 0%
-TC	0	0 / 0%	0 / 0%	0 / 0%	0 / 0%	0 / 0%	0 / 0%	0 / 0%
	0	0 / 0%	0 / 0%	0 / 0%	0 / 0%	0 / 0%	0 / 0%	0 / 0%

514 - TEXAS OPTOMETRY BOARD - SPECIAL TRADE UNADJUSTED GOAL IS 32.9%

-I	0	0 / 0%	0 / 0%	0 / 0%	0 / 0%	0 / 0%	0 / 0%	0 / 0%
N	0	0 / 0%	0 / 0%	0 / 0%	0 / 0%	0 / 0%	0 / 0%	0 / 0%
S	***	0 / 0%	0 / 0%	0 / 0%	0 / 0%	0 / 0%	0 / 0%	0 / 0%
T	0	0 / 0%	0 / 0%	0 / 0%	0 / 0%	0 / 0%	0 / 0%	0 / 0%
-TC	0	0 / 0%	0 / 0%	0 / 0%	0 / 0%	0 / 0%	0 / 0%	0 / 0%
	0	0 / 0%	0 / 0%	0 / 0%	0 / 0%	0 / 0%	0 / 0%	0 / 0%

*** DOLLARS REPORTED BUT NOT SHOWN IN THESE COLUMNS. T=TREASURY, N=NON-TREASURY, S=SUBCONTRACTOR FUNDS & PROCUREMENT CARD HUB PURCHASES, TC=TERM CONTRACT, I= INTER GOVERNMENTAL PAYMENTS.



TEXAS HISTORICALLY UNDERUTILIZED BUSINESS (HUB) ANNUAL REPORT RECEIVED FOR FISCAL YEAR 2024

SECTION VII - STATE AGENCY EXPENDITURE DATA

RECORD TYPE	TOTAL EXPENDITURE	TOTAL SPENT WITH HUBS AMOUNT / %	BLACK AMOUNT / %	HISPANIC AMOUNT / %	WOMAN AMOUNT / %	ASIAN PACIFIC AMOUNT / %	NATIVE AMERICAN AMOUNT / %	SERVICE-DISABLED VETERAN AMOUNT / %
514 - TEXAS OPTOMETRY BOARD - PROFESSIONAL SERVICES UNADJUSTED GOAL IS 23.7%								
-I	0	0 / 0%	0 / 0%	0 / 0%	0 / 0%	0 / 0%	0 / 0%	0 / 0%
N	0	0 / 0%	0 / 0%	0 / 0%	0 / 0%	0 / 0%	0 / 0%	0 / 0%
S	***	0 / 0%	0 / 0%	0 / 0%	0 / 0%	0 / 0%	0 / 0%	0 / 0%
T	\$10,420	\$10,420 / 100.00%	0 / 0%	0 / 0%	\$10,420 / 100.00%	0 / 0%	0 / 0%	0 / 0%
-TC	0	0 / 0%	0 / 0%	0 / 0%	0 / 0%	0 / 0%	0 / 0%	0 / 0%
	\$10,420	\$10,420 / 100.00%	0 / 0%	0 / 0%	\$10,420 / 100.00%	0 / 0%	0 / 0%	0 / 0%

514 - TEXAS OPTOMETRY BOARD - OTHER SERVICES UNADJUSTED GOAL IS 26%								
-I	0	0 / 0%	0 / 0%	0 / 0%	0 / 0%	0 / 0%	0 / 0%	0 / 0%
N	0	0 / 0%	0 / 0%	0 / 0%	0 / 0%	0 / 0%	0 / 0%	0 / 0%
S	***	0 / 0%	0 / 0%	0 / 0%	0 / 0%	0 / 0%	0 / 0%	0 / 0%
T	\$48,663	0 / 0%	0 / 0%	0 / 0%	0 / 0%	0 / 0%	0 / 0%	0 / 0%
-TC	\$47,000	0 / 0%	0 / 0%	0 / 0%	0 / 0%	0 / 0%	0 / 0%	0 / 0%
	\$1,663	0 / 0%	0 / 0%	0 / 0%	0 / 0%	0 / 0%	0 / 0%	0 / 0%

514 - TEXAS OPTOMETRY BOARD - COMMODITY PURCHASING UNADJUSTED GOAL IS 21.1%								
-I	0	0 / 0%	0 / 0%	0 / 0%	0 / 0%	0 / 0%	0 / 0%	0 / 0%
N	0	0 / 0%	0 / 0%	0 / 0%	0 / 0%	0 / 0%	0 / 0%	0 / 0%
S	***	0 / 0%	0 / 0%	0 / 0%	0 / 0%	0 / 0%	0 / 0%	0 / 0%
T	\$10,220	\$2,115 / 20.69%	0 / 0%	0 / 0%	\$2,115 / 20.69%	0 / 0%	0 / 0%	0 / 0%
-TC	\$1,119	0 / 0%	0 / 0%	0 / 0%	0 / 0%	0 / 0%	0 / 0%	0 / 0%
	\$9,102	\$2,115 / 23.23%	0 / 0%	0 / 0%	\$2,115 / 23.23%	0 / 0%	0 / 0%	0 / 0%

*** DOLLARS REPORTED BUT NOT SHOWN IN THESE COLUMNS. T=TREASURY, N=NON-TREASURY, S=SUBCONTRACTOR FUNDS & PROCUREMENT CARD HUB PURCHASES, TC=TERM CONTRACT, I= INTER GOVERNMENTAL PAYMENTS.



TEXAS HISTORICALLY UNDERUTILIZED BUSINESS (HUB) ANNUAL REPORT RECEIVED FOR FISCAL YEAR 2024

SECTION VII - STATE AGENCY EXPENDITURE DATA

RECORD TYPE	TOTAL EXPENDITURE	TOTAL SPENT WITH HUBS AMOUNT / %	BLACK AMOUNT / %	HISPANIC AMOUNT / %	WOMAN AMOUNT / %	ASIAN PACIFIC AMOUNT / %	NATIVE AMERICAN AMOUNT / %	SERVICE-DISABLED VETERAN AMOUNT / %
514 - TEXAS OPTOMETRY BOARD - Statewide Grand Total Expenditures								
-I	0	0 / 0%	0 / 0%	0 / 0%	0 / 0%	0 / 0%	0 / 0%	0 / 0%
N	0	0 / 0%	0 / 0%	0 / 0%	0 / 0%	0 / 0%	0 / 0%	0 / 0%
S	***	0 / 0%	0 / 0%	0 / 0%	0 / 0%	0 / 0%	0 / 0%	0 / 0%
T	\$69,304	\$12,535 / 18.09%	0 / 0%	0 / 0%	\$12,535 / 18.09%	0 / 0%	0 / 0%	0 / 0%
-TC	\$48,119	0 / 0%	0 / 0%	0 / 0%	0 / 0%	0 / 0%	0 / 0%	0 / 0%
	\$21,185	\$12,535 / 59.17%	0 / 0%	0 / 0%	\$12,535 / 59.17%	0 / 0%	0 / 0%	0 / 0%

*** DOLLARS REPORTED BUT NOT SHOWN IN THESE COLUMNS. T=TREASURY, N=NON-TREASURY, S=SUBCONTRACTOR FUNDS & PROCUREMENT CARD HUB PURCHASES, TC=TERM CONTRACT, I= INTER GOVERNMENTAL PAYMENTS.



TEXAS HISTORICALLY UNDERUTILIZED BUSINESS (HUB) ANNUAL REPORT RECEIVED FOR FISCAL YEAR 2024

SECTION VII - STATE AGENCY EXPENDITURE DATA

RECORD TYPE	TOTAL EXPENDITURE	TOTAL SPENT WITH HUBS AMOUNT / %	BLACK AMOUNT / %	HISPANIC AMOUNT / %	WOMAN AMOUNT / %	ASIAN PACIFIC AMOUNT / %	NATIVE AMERICAN AMOUNT / %	SERVICE-DISABLED VETERAN AMOUNT / %
515 - TEXAS STATE BOARD OF PHARMACY - HEAVY CONSTRUCTION UNADJUSTED GOAL IS 11.2%								
-I	0	0 / 0%	0 / 0%	0 / 0%	0 / 0%	0 / 0%	0 / 0%	0 / 0%
N	0	0 / 0%	0 / 0%	0 / 0%	0 / 0%	0 / 0%	0 / 0%	0 / 0%
S	***	0 / 0%	0 / 0%	0 / 0%	0 / 0%	0 / 0%	0 / 0%	0 / 0%
T	0	0 / 0%	0 / 0%	0 / 0%	0 / 0%	0 / 0%	0 / 0%	0 / 0%
-TC	0	0 / 0%	0 / 0%	0 / 0%	0 / 0%	0 / 0%	0 / 0%	0 / 0%
	0	0 / 0%	0 / 0%	0 / 0%	0 / 0%	0 / 0%	0 / 0%	0 / 0%

515 - TEXAS STATE BOARD OF PHARMACY - BUILDING CONSTRUCTION UNADJUSTED GOAL IS 21.1%								
-I	0	0 / 0%	0 / 0%	0 / 0%	0 / 0%	0 / 0%	0 / 0%	0 / 0%
N	0	0 / 0%	0 / 0%	0 / 0%	0 / 0%	0 / 0%	0 / 0%	0 / 0%
S	***	0 / 0%	0 / 0%	0 / 0%	0 / 0%	0 / 0%	0 / 0%	0 / 0%
T	0	0 / 0%	0 / 0%	0 / 0%	0 / 0%	0 / 0%	0 / 0%	0 / 0%
-TC	0	0 / 0%	0 / 0%	0 / 0%	0 / 0%	0 / 0%	0 / 0%	0 / 0%
	0	0 / 0%	0 / 0%	0 / 0%	0 / 0%	0 / 0%	0 / 0%	0 / 0%

515 - TEXAS STATE BOARD OF PHARMACY - SPECIAL TRADE UNADJUSTED GOAL IS 32.9%								
-I	0	0 / 0%	0 / 0%	0 / 0%	0 / 0%	0 / 0%	0 / 0%	0 / 0%
N	0	0 / 0%	0 / 0%	0 / 0%	0 / 0%	0 / 0%	0 / 0%	0 / 0%
S	***	0 / 0%	0 / 0%	0 / 0%	0 / 0%	0 / 0%	0 / 0%	0 / 0%
T	0	0 / 0%	0 / 0%	0 / 0%	0 / 0%	0 / 0%	0 / 0%	0 / 0%
-TC	0	0 / 0%	0 / 0%	0 / 0%	0 / 0%	0 / 0%	0 / 0%	0 / 0%
	0	0 / 0%	0 / 0%	0 / 0%	0 / 0%	0 / 0%	0 / 0%	0 / 0%

*** DOLLARS REPORTED BUT NOT SHOWN IN THESE COLUMNS. T=TREASURY, N=NON-TREASURY, S=SUBCONTRACTOR FUNDS & PROCUREMENT CARD HUB PURCHASES, TC=TERM CONTRACT, I= INTER GOVERNMENTAL PAYMENTS.



TEXAS HISTORICALLY UNDERUTILIZED BUSINESS (HUB) ANNUAL REPORT RECEIVED FOR FISCAL YEAR 2024

SECTION VII - STATE AGENCY EXPENDITURE DATA

RECORD TYPE	TOTAL EXPENDITURE	TOTAL SPENT WITH HUBS AMOUNT / %	BLACK AMOUNT / %	HISPANIC AMOUNT / %	WOMAN AMOUNT / %	ASIAN PACIFIC AMOUNT / %	NATIVE AMERICAN AMOUNT / %	SERVICE-DISABLED VETERAN AMOUNT / %
515 - TEXAS STATE BOARD OF PHARMACY - PROFESSIONAL SERVICES UNADJUSTED GOAL IS 23.7%								
-I	0	0 / 0%	0 / 0%	0 / 0%	0 / 0%	0 / 0%	0 / 0%	0 / 0%
N	0	0 / 0%	0 / 0%	0 / 0%	0 / 0%	0 / 0%	0 / 0%	0 / 0%
S	***	0 / 0%	0 / 0%	0 / 0%	0 / 0%	0 / 0%	0 / 0%	0 / 0%
T	\$26,226	0 / 0%	0 / 0%	0 / 0%	0 / 0%	0 / 0%	0 / 0%	0 / 0%
-TC	0	0 / 0%	0 / 0%	0 / 0%	0 / 0%	0 / 0%	0 / 0%	0 / 0%
	\$26,226	0 / 0%	0 / 0%	0 / 0%	0 / 0%	0 / 0%	0 / 0%	0 / 0%
515 - TEXAS STATE BOARD OF PHARMACY - OTHER SERVICES UNADJUSTED GOAL IS 26%								
-I	0	0 / 0%	0 / 0%	0 / 0%	0 / 0%	0 / 0%	0 / 0%	0 / 0%
N	0	0 / 0%	0 / 0%	0 / 0%	0 / 0%	0 / 0%	0 / 0%	0 / 0%
S	***	0 / 0%	0 / 0%	0 / 0%	0 / 0%	0 / 0%	0 / 0%	0 / 0%
T	\$5,456,473	\$12,973 / 0.24%	0 / 0%	\$3,751 / 0.07%	\$5,398 / 0.10%	\$3,823 / 0.07%	0 / 0%	0 / 0%
-TC	\$14,370	\$538 / 3.75%	0 / 0%	0 / 0%	\$538 / 3.75%	0 / 0%	0 / 0%	0 / 0%
	\$5,442,104	\$12,434 / 0.23%	0 / 0%	\$3,751 / 0.07%	\$4,860 / 0.09%	\$3,823 / 0.07%	0 / 0%	0 / 0%
515 - TEXAS STATE BOARD OF PHARMACY - COMMODITY PURCHASING UNADJUSTED GOAL IS 21.1%								
-I	0	0 / 0%	0 / 0%	0 / 0%	0 / 0%	0 / 0%	0 / 0%	0 / 0%
N	0	0 / 0%	0 / 0%	0 / 0%	0 / 0%	0 / 0%	0 / 0%	0 / 0%
S	***	0 / 0%	0 / 0%	0 / 0%	0 / 0%	0 / 0%	0 / 0%	0 / 0%
T	\$231,948	\$101,361 / 43.70%	\$79,743 / 34.38%	\$2,284 / 0.98%	\$8,157 / 3.52%	\$11,177 / 4.82%	0 / 0%	0 / 0%
-TC	\$81,422	0 / 0%	0 / 0%	0 / 0%	0 / 0%	0 / 0%	0 / 0%	0 / 0%
	\$150,526	\$101,361 / 67.34%	\$79,743 / 52.98%	\$2,284 / 1.52%	\$8,157 / 5.42%	\$11,177 / 7.43%	0 / 0%	0 / 0%

*** DOLLARS REPORTED BUT NOT SHOWN IN THESE COLUMNS. T=TREASURY, N=NON-TREASURY, S=SUBCONTRACTOR FUNDS & PROCUREMENT CARD HUB PURCHASES, TC=TERM CONTRACT, I= INTER GOVERNMENTAL PAYMENTS.



TEXAS HISTORICALLY UNDERUTILIZED BUSINESS (HUB) ANNUAL REPORT RECEIVED FOR FISCAL YEAR 2024

SECTION VII - STATE AGENCY EXPENDITURE DATA

RECORD TYPE	TOTAL EXPENDITURE	TOTAL SPENT WITH HUBS AMOUNT / %	BLACK AMOUNT / %	HISPANIC AMOUNT / %	WOMAN AMOUNT / %	ASIAN PACIFIC AMOUNT / %	NATIVE AMERICAN AMOUNT / %	SERVICE-DISABLED VETERAN AMOUNT / %
515 - TEXAS STATE BOARD OF PHARMACY - Statewide Grand Total Expenditures								
-I	0	0 / 0%	0 / 0%	0 / 0%	0 / 0%	0 / 0%	0 / 0%	0 / 0%
N	0	0 / 0%	0 / 0%	0 / 0%	0 / 0%	0 / 0%	0 / 0%	0 / 0%
S	***	0 / 0%	0 / 0%	0 / 0%	0 / 0%	0 / 0%	0 / 0%	0 / 0%
T	\$5,714,648	\$114,334 / 2.00%	\$79,743 / 1.40%	\$6,036 / 0.11%	\$13,555 / 0.24%	\$15,000 / 0.26%	0 / 0%	0 / 0%
-TC	\$95,792	\$538 / 0.56%	0 / 0%	0 / 0%	\$538 / 0.56%	0 / 0%	0 / 0%	0 / 0%
	\$5,618,856	\$113,796 / 2.03%	\$79,743 / 1.42%	\$6,036 / 0.11%	\$13,017 / 0.23%	\$15,000 / 0.27%	0 / 0%	0 / 0%

*** DOLLARS REPORTED BUT NOT SHOWN IN THESE COLUMNS. T=TREASURY, N=NON-TREASURY, S=SUBCONTRACTOR FUNDS & PROCUREMENT CARD HUB PURCHASES, TC=TERM CONTRACT, I= INTER GOVERNMENTAL PAYMENTS.



TEXAS HISTORICALLY UNDERUTILIZED BUSINESS (HUB) ANNUAL REPORT RECEIVED FOR FISCAL YEAR 2024

SECTION VII - STATE AGENCY EXPENDITURE DATA

RECORD TYPE	TOTAL EXPENDITURE	TOTAL SPENT WITH HUBS AMOUNT / %	BLACK AMOUNT / %	HISPANIC AMOUNT / %	WOMAN AMOUNT / %	ASIAN PACIFIC AMOUNT / %	NATIVE AMERICAN AMOUNT / %	SERVICE-DISABLED VETERAN AMOUNT / %
529 - HEALTH & HUMAN SERVICES COMMISSION - HEAVY CONSTRUCTION UNADJUSTED GOAL IS 11.2%								
-I	\$204	0 / 0%	0 / 0%	0 / 0%	0 / 0%	0 / 0%	0 / 0%	0 / 0%
N	0	0 / 0%	0 / 0%	0 / 0%	0 / 0%	0 / 0%	0 / 0%	0 / 0%
S	***	0 / 0%	0 / 0%	0 / 0%	0 / 0%	0 / 0%	0 / 0%	0 / 0%
T	\$694,895	\$48,852 / 7.03%	0 / 0%	\$27,047 / 3.89%	\$21,805 / 3.14%	0 / 0%	0 / 0%	0 / 0%
-TC	0	0 / 0%	0 / 0%	0 / 0%	0 / 0%	0 / 0%	0 / 0%	0 / 0%
	\$694,691	\$48,852 / 7.03%	0 / 0%	\$27,047 / 3.89%	\$21,805 / 3.14%	0 / 0%	0 / 0%	0 / 0%
529 - HEALTH & HUMAN SERVICES COMMISSION - BUILDING CONSTRUCTION UNADJUSTED GOAL IS 21.1%								
-I	0	0 / 0%	0 / 0%	0 / 0%	0 / 0%	0 / 0%	0 / 0%	0 / 0%
N	0	0 / 0%	0 / 0%	0 / 0%	0 / 0%	0 / 0%	0 / 0%	0 / 0%
S	***	\$5,180,095 / 4.57%	\$208,226 / 0.18%	\$1,370,731 / 1.21%	\$3,124,164 / 2.76%	\$21,178 / 0.02%	0 / 0%	\$455,796 / 0.40%
T	\$113,293,135	\$7,184,142 / 6.34%	0 / 0%	\$4,710,143 / 4.16%	\$429,999 / 0.38%	\$177,582 / 0.16%	\$1,866,418 / 1.65%	0 / 0%
-TC	0	0 / 0%	0 / 0%	0 / 0%	0 / 0%	0 / 0%	0 / 0%	0 / 0%
	\$113,293,135	\$12,364,236 / 10.91%	\$208,226 / 0.18%	\$6,080,874 / 5.37%	\$3,554,162 / 3.14%	\$198,760 / 0.18%	\$1,866,418 / 1.65%	\$455,796 / 0.40%
529 - HEALTH & HUMAN SERVICES COMMISSION - SPECIAL TRADE UNADJUSTED GOAL IS 32.9%								
-I	\$11,836	0 / 0%	0 / 0%	0 / 0%	0 / 0%	0 / 0%	0 / 0%	0 / 0%
N	0	0 / 0%	0 / 0%	0 / 0%	0 / 0%	0 / 0%	0 / 0%	0 / 0%
S	***	\$4,616 / 0.03%	0 / 0%	\$1,961 / 0.01%	\$2,655 / 0.02%	0 / 0%	0 / 0%	0 / 0%
T	\$23,471,776	\$3,181,357 / 13.55%	\$420,515 / 1.79%	\$1,915,385 / 8.16%	\$512,968 / 2.19%	\$57,344 / 0.24%	\$14,605 / 0.06%	\$260,540 / 1.11%
-TC	\$1,824	0 / 0%	0 / 0%	0 / 0%	0 / 0%	0 / 0%	0 / 0%	0 / 0%
	\$23,458,116	\$3,185,973 / 13.58%	\$420,515 / 1.79%	\$1,917,346 / 8.17%	\$515,623 / 2.20%	\$57,344 / 0.24%	\$14,605 / 0.06%	\$260,540 / 1.11%

*** DOLLARS REPORTED BUT NOT SHOWN IN THESE COLUMNS. T=TREASURY, N=NON-TREASURY, S=SUBCONTRACTOR FUNDS & PROCUREMENT CARD HUB PURCHASES, TC=TERM CONTRACT, I= INTER GOVERNMENTAL PAYMENTS.



TEXAS HISTORICALLY UNDERUTILIZED BUSINESS (HUB) ANNUAL REPORT RECEIVED FOR FISCAL YEAR 2024

SECTION VII - STATE AGENCY EXPENDITURE DATA

RECORD TYPE	TOTAL EXPENDITURE	TOTAL SPENT WITH HUBS AMOUNT / %	BLACK AMOUNT / %	HISPANIC AMOUNT / %	WOMAN AMOUNT / %	ASIAN PACIFIC AMOUNT / %	NATIVE AMERICAN AMOUNT / %	SERVICE-DISABLED VETERAN AMOUNT / %
529 - HEALTH & HUMAN SERVICES COMMISSION - PROFESSIONAL SERVICES UNADJUSTED GOAL IS 23.7%								
-I	\$16,448,072	0 / 0%	0 / 0%	0 / 0%	0 / 0%	0 / 0%	0 / 0%	0 / 0%
N	0	0 / 0%	0 / 0%	0 / 0%	0 / 0%	0 / 0%	0 / 0%	0 / 0%
S	***	\$3,703,096 / 15.49%	\$289,500 / 1.21%	\$1,681,204 / 7.03%	\$1,657,384 / 6.93%	\$47,512 / 0.20%	\$27,495 / 0.12%	0 / 0%
T	\$123,928,151	\$5,069,267 / 4.09%	\$1,402,715 / 1.13%	\$2,074,873 / 1.67%	\$528,849 / 0.43%	\$981,029 / 0.79%	0 / 0%	\$81,802 / 0.07%
-TC	\$285,489	0 / 0%	0 / 0%	0 / 0%	0 / 0%	0 / 0%	0 / 0%	0 / 0%
	\$107,194,590	\$8,772,363 / 8.18%	\$1,692,215 / 1.58%	\$3,756,077 / 3.50%	\$2,186,233 / 2.04%	\$1,028,541 / 0.96%	\$27,495 / 0.03%	\$81,802 / 0.08%
529 - HEALTH & HUMAN SERVICES COMMISSION - OTHER SERVICES UNADJUSTED GOAL IS 26%								
-I	\$149,826,856	0 / 0%	0 / 0%	0 / 0%	0 / 0%	0 / 0%	0 / 0%	0 / 0%
N	0	0 / 0%	0 / 0%	0 / 0%	0 / 0%	0 / 0%	0 / 0%	0 / 0%
S	***	\$32,132,480 / 2.86%	\$2,803,445 / 0.25%	\$3,174,669 / 0.28%	\$13,234,264 / 1.18%	\$12,825,922 / 1.14%	\$46,322 / 0.00%	\$47,858 / 0.00%
T	\$1,333,668,012	\$110,816,211 / 8.31%	\$2,917,216 / 0.22%	\$10,209,223 / 0.77%	\$52,151,779 / 3.91%	\$43,936,103 / 3.29%	\$1,337,369 / 0.10%	\$264,520 / 0.02%
-TC	\$1,065,410	0 / 0%	0 / 0%	0 / 0%	0 / 0%	0 / 0%	0 / 0%	0 / 0%
	\$1,182,775,747	\$142,948,691 / 12.09%	\$5,720,661 / 0.48%	\$13,383,892 / 1.13%	\$65,386,042 / 5.53%	\$56,762,025 / 4.80%	\$1,383,692 / 0.12%	\$312,378 / 0.03%
529 - HEALTH & HUMAN SERVICES COMMISSION - COMMODITY PURCHASING UNADJUSTED GOAL IS 21.1%								
-I	\$920,828	0 / 0%	0 / 0%	0 / 0%	0 / 0%	0 / 0%	0 / 0%	0 / 0%
N	0	0 / 0%	0 / 0%	0 / 0%	0 / 0%	0 / 0%	0 / 0%	0 / 0%
S	***	\$43,268 / 0.05%	0 / 0%	\$4,625 / 0.01%	\$38,644 / 0.05%	0 / 0%	0 / 0%	0 / 0%
T	\$211,862,775	\$39,046,952 / 18.43%	\$481,295 / 0.23%	\$745,577 / 0.35%	\$14,262,190 / 6.73%	\$23,494,964 / 11.09%	\$6,977 / 0.00%	\$55,949 / 0.03%
-TC	\$6,727,546	\$7,966 / 0.12%	\$1,114 / 0.02%	0 / 0%	\$4,906 / 0.07%	\$1,947 / 0.03%	0 / 0%	0 / 0%
	\$204,214,402	\$39,082,254 / 19.14%	\$480,181 / 0.24%	\$750,201 / 0.37%	\$14,295,929 / 7.00%	\$23,493,017 / 11.50%	\$6,977 / 0.00%	\$55,949 / 0.03%

*** DOLLARS REPORTED BUT NOT SHOWN IN THESE COLUMNS. T=TREASURY, N=NON-TREASURY, S=SUBCONTRACTOR FUNDS & PROCUREMENT CARD HUB PURCHASES, TC=TERM CONTRACT, I= INTER GOVERNMENTAL PAYMENTS.



TEXAS HISTORICALLY UNDERUTILIZED BUSINESS (HUB) ANNUAL REPORT RECEIVED FOR FISCAL YEAR 2024

SECTION VII - STATE AGENCY EXPENDITURE DATA

RECORD TYPE	TOTAL EXPENDITURE	TOTAL SPENT WITH HUBS AMOUNT / %	BLACK AMOUNT / %	HISPANIC AMOUNT / %	WOMAN AMOUNT / %	ASIAN PACIFIC AMOUNT / %	NATIVE AMERICAN AMOUNT / %	SERVICE-DISABLED VETERAN AMOUNT / %
529 - HEALTH & HUMAN SERVICES COMMISSION - Statewide Grand Total Expenditures								
-I	\$167,207,796	0 / 0%	0 / 0%	0 / 0%	0 / 0%	0 / 0%	0 / 0%	0 / 0%
N	0	0 / 0%	0 / 0%	0 / 0%	0 / 0%	0 / 0%	0 / 0%	0 / 0%
S	***	\$41,063,555 / 3.02%	\$3,301,171 / 0.24%	\$6,233,190 / 0.46%	\$18,057,111 / 1.33%	\$12,894,611 / 0.95%	\$73,817 / 0.01%	\$503,654 / 0.04%
T	\$1,806,918,745	\$165,346,780 / 9.15%	\$5,221,741 / 0.29%	\$19,682,247 / 1.09%	\$67,907,590 / 3.76%	\$68,647,021 / 3.80%	\$3,225,369 / 0.18%	\$662,811 / 0.04%
-TC	\$8,080,268	\$7,966 / 0.10%	\$1,114 / 0.01%	0 / 0%	\$4,906 / 0.06%	\$1,947 / 0.02%	0 / 0%	0 / 0%
	\$1,631,630,681	\$206,402,369 / 12.65%	\$8,521,799 / 0.52%	\$25,915,437 / 1.59%	\$85,959,795 / 5.27%	\$81,539,685 / 5.00%	\$3,299,187 / 0.20%	\$1,166,466 / 0.07%

*** DOLLARS REPORTED BUT NOT SHOWN IN THESE COLUMNS. T=TREASURY, N=NON-TREASURY, S=SUBCONTRACTOR FUNDS & PROCUREMENT CARD HUB PURCHASES, TC=TERM CONTRACT, I= INTER GOVERNMENTAL PAYMENTS.



TEXAS HISTORICALLY UNDERUTILIZED BUSINESS (HUB) ANNUAL REPORT RECEIVED FOR FISCAL YEAR 2024

SECTION VII - STATE AGENCY EXPENDITURE DATA

RECORD TYPE	TOTAL EXPENDITURE	TOTAL SPENT WITH HUBS AMOUNT / %	BLACK AMOUNT / %	HISPANIC AMOUNT / %	WOMAN AMOUNT / %	ASIAN PACIFIC AMOUNT / %	NATIVE AMERICAN AMOUNT / %	SERVICE-DISABLED VETERAN AMOUNT / %
-------------	-------------------	----------------------------------	------------------	---------------------	------------------	--------------------------	----------------------------	-------------------------------------

530 - DEPT FAMILY AND PROTECTIVE SERVICES - HEAVY CONSTRUCTION UNADJUSTED GOAL IS 11.2%

-I	0	0 / 0%	0 / 0%	0 / 0%	0 / 0%	0 / 0%	0 / 0%	0 / 0%
N	0	0 / 0%	0 / 0%	0 / 0%	0 / 0%	0 / 0%	0 / 0%	0 / 0%
S	***	0 / 0%	0 / 0%	0 / 0%	0 / 0%	0 / 0%	0 / 0%	0 / 0%
T	0	0 / 0%	0 / 0%	0 / 0%	0 / 0%	0 / 0%	0 / 0%	0 / 0%
-TC	0	0 / 0%	0 / 0%	0 / 0%	0 / 0%	0 / 0%	0 / 0%	0 / 0%
	0	0 / 0%	0 / 0%	0 / 0%	0 / 0%	0 / 0%	0 / 0%	0 / 0%

530 - DEPT FAMILY AND PROTECTIVE SERVICES - BUILDING CONSTRUCTION UNADJUSTED GOAL IS 21.1%

-I	0	0 / 0%	0 / 0%	0 / 0%	0 / 0%	0 / 0%	0 / 0%	0 / 0%
N	0	0 / 0%	0 / 0%	0 / 0%	0 / 0%	0 / 0%	0 / 0%	0 / 0%
S	***	0 / 0%	0 / 0%	0 / 0%	0 / 0%	0 / 0%	0 / 0%	0 / 0%
T	0	0 / 0%	0 / 0%	0 / 0%	0 / 0%	0 / 0%	0 / 0%	0 / 0%
-TC	0	0 / 0%	0 / 0%	0 / 0%	0 / 0%	0 / 0%	0 / 0%	0 / 0%
	0	0 / 0%	0 / 0%	0 / 0%	0 / 0%	0 / 0%	0 / 0%	0 / 0%

530 - DEPT FAMILY AND PROTECTIVE SERVICES - SPECIAL TRADE UNADJUSTED GOAL IS 32.9%

-I	0	0 / 0%	0 / 0%	0 / 0%	0 / 0%	0 / 0%	0 / 0%	0 / 0%
N	0	0 / 0%	0 / 0%	0 / 0%	0 / 0%	0 / 0%	0 / 0%	0 / 0%
S	***	0 / 0%	0 / 0%	0 / 0%	0 / 0%	0 / 0%	0 / 0%	0 / 0%
T	\$206,466	\$550 / 0.27%	0 / 0%	\$550 / 0.27%	0 / 0%	0 / 0%	0 / 0%	0 / 0%
-TC	0	0 / 0%	0 / 0%	0 / 0%	0 / 0%	0 / 0%	0 / 0%	0 / 0%
	\$206,466	\$550 / 0.27%	0 / 0%	\$550 / 0.27%	0 / 0%	0 / 0%	0 / 0%	0 / 0%

*** DOLLARS REPORTED BUT NOT SHOWN IN THESE COLUMNS. T=TREASURY, N=NON-TREASURY, S=SUBCONTRACTOR FUNDS & PROCUREMENT CARD HUB PURCHASES, TC=TERM CONTRACT, I= INTER GOVERNMENTAL PAYMENTS.



TEXAS HISTORICALLY UNDERUTILIZED BUSINESS (HUB) ANNUAL REPORT RECEIVED FOR FISCAL YEAR 2024

SECTION VII - STATE AGENCY EXPENDITURE DATA

RECORD TYPE	TOTAL EXPENDITURE	TOTAL SPENT WITH HUBS AMOUNT / %	BLACK AMOUNT / %	HISPANIC AMOUNT / %	WOMAN AMOUNT / %	ASIAN PACIFIC AMOUNT / %	NATIVE AMERICAN AMOUNT / %	SERVICE-DISABLED VETERAN AMOUNT / %
530 - DEPT FAMILY AND PROTECTIVE SERVICES - PROFESSIONAL SERVICES UNADJUSTED GOAL IS 23.7%								
-I	0	0 / 0%	0 / 0%	0 / 0%	0 / 0%	0 / 0%	0 / 0%	0 / 0%
N	0	0 / 0%	0 / 0%	0 / 0%	0 / 0%	0 / 0%	0 / 0%	0 / 0%
S	***	0 / 0%	0 / 0%	0 / 0%	0 / 0%	0 / 0%	0 / 0%	0 / 0%
T	\$3,943,007	0 / 0%	0 / 0%	0 / 0%	0 / 0%	0 / 0%	0 / 0%	0 / 0%
-TC	0	0 / 0%	0 / 0%	0 / 0%	0 / 0%	0 / 0%	0 / 0%	0 / 0%
	\$3,943,007	0 / 0%	0 / 0%	0 / 0%	0 / 0%	0 / 0%	0 / 0%	0 / 0%
530 - DEPT FAMILY AND PROTECTIVE SERVICES - OTHER SERVICES UNADJUSTED GOAL IS 26%								
-I	0	0 / 0%	0 / 0%	0 / 0%	0 / 0%	0 / 0%	0 / 0%	0 / 0%
N	0	0 / 0%	0 / 0%	0 / 0%	0 / 0%	0 / 0%	0 / 0%	0 / 0%
S	***	\$1,172,617 / 1.78%	0 / 0%	\$489,906 / 0.75%	\$29,425 / 0.04%	\$653,286 / 0.99%	0 / 0%	0 / 0%
T	\$123,619,122	\$33,909,211 / 27.43%	\$15,926 / 0.01%	\$3,327,947 / 2.69%	\$9,405,510 / 7.61%	\$20,800,185 / 16.83%	\$356,621 / 0.29%	\$3,022 / 0.00%
-TC	\$669,434	\$842 / 0.13%	0 / 0%	0 / 0%	\$842 / 0.13%	0 / 0%	0 / 0%	0 / 0%
	\$122,949,688	\$35,080,985 / 28.53%	\$15,926 / 0.01%	\$3,817,853 / 3.11%	\$9,434,092 / 7.67%	\$21,453,471 / 17.45%	\$356,621 / 0.29%	\$3,022 / 0.00%
530 - DEPT FAMILY AND PROTECTIVE SERVICES - COMMODITY PURCHASING UNADJUSTED GOAL IS 21.1%								
-I	0	0 / 0%	0 / 0%	0 / 0%	0 / 0%	0 / 0%	0 / 0%	0 / 0%
N	0	0 / 0%	0 / 0%	0 / 0%	0 / 0%	0 / 0%	0 / 0%	0 / 0%
S	***	0 / 0%	0 / 0%	0 / 0%	0 / 0%	0 / 0%	0 / 0%	0 / 0%
T	\$16,753,330	\$8,092,030 / 48.30%	\$51,806 / 0.31%	\$1,078 / 0.01%	\$575,339 / 3.43%	\$7,463,807 / 44.55%	0 / 0%	0 / 0%
-TC	\$120,889	\$47,208 / 39.05%	0 / 0%	0 / 0%	\$44,673 / 36.95%	\$2,535 / 2.10%	0 / 0%	0 / 0%
	\$16,632,441	\$8,044,822 / 48.37%	\$51,806 / 0.31%	\$1,078 / 0.01%	\$530,666 / 3.19%	\$7,461,272 / 44.86%	0 / 0%	0 / 0%

*** DOLLARS REPORTED BUT NOT SHOWN IN THESE COLUMNS. T=TREASURY, N=NON-TREASURY, S=SUBCONTRACTOR FUNDS & PROCUREMENT CARD HUB PURCHASES, TC=TERM CONTRACT, I= INTER GOVERNMENTAL PAYMENTS.



TEXAS HISTORICALLY UNDERUTILIZED BUSINESS (HUB) ANNUAL REPORT RECEIVED FOR FISCAL YEAR 2024

SECTION VII - STATE AGENCY EXPENDITURE DATA

RECORD TYPE	TOTAL EXPENDITURE	TOTAL SPENT WITH HUBS AMOUNT / %	BLACK AMOUNT / %	HISPANIC AMOUNT / %	WOMAN AMOUNT / %	ASIAN PACIFIC AMOUNT / %	NATIVE AMERICAN AMOUNT / %	SERVICE-DISABLED VETERAN AMOUNT / %
530 - DEPT FAMILY AND PROTECTIVE SERVICES - Statewide Grand Total Expenditures								
-I	0	0 / 0%	0 / 0%	0 / 0%	0 / 0%	0 / 0%	0 / 0%	0 / 0%
N	0	0 / 0%	0 / 0%	0 / 0%	0 / 0%	0 / 0%	0 / 0%	0 / 0%
S	***	\$1,172,617 / 1.78%	0 / 0%	\$489,906 / 0.75%	\$29,425 / 0.04%	\$653,286 / 0.99%	0 / 0%	0 / 0%
T	\$144,521,926	\$42,001,791 / 29.06%	\$67,731 / 0.05%	\$3,329,575 / 2.30%	\$9,980,849 / 6.91%	\$28,263,992 / 19.56%	\$356,621 / 0.25%	\$3,022 / 0.00%
-TC	\$790,324	\$48,051 / 6.08%	0 / 0%	0 / 0%	\$45,516 / 5.76%	\$2,535 / 0.32%	0 / 0%	0 / 0%
	\$143,731,602	\$43,126,357 / 30.00%	\$67,731 / 0.05%	\$3,819,481 / 2.66%	\$9,964,759 / 6.93%	\$28,914,743 / 20.12%	\$356,621 / 0.25%	\$3,022 / 0.00%

*** DOLLARS REPORTED BUT NOT SHOWN IN THESE COLUMNS. T=TREASURY, N=NON-TREASURY, S=SUBCONTRACTOR FUNDS & PROCUREMENT CARD HUB PURCHASES, TC=TERM CONTRACT, I= INTER GOVERNMENTAL PAYMENTS.



TEXAS HISTORICALLY UNDERUTILIZED BUSINESS (HUB) ANNUAL REPORT RECEIVED FOR FISCAL YEAR 2024

SECTION VII - STATE AGENCY EXPENDITURE DATA

RECORD TYPE	TOTAL EXPENDITURE	TOTAL SPENT WITH HUBS AMOUNT / %	BLACK AMOUNT / %	HISPANIC AMOUNT / %	WOMAN AMOUNT / %	ASIAN PACIFIC AMOUNT / %	NATIVE AMERICAN AMOUNT / %	SERVICE-DISABLED VETERAN AMOUNT / %
533 - EXEC CNCL OF PHYSICAL & OCC THERAPY - HEAVY CONSTRUCTION UNADJUSTED GOAL IS 11.2%								
-I	0	0 / 0%	0 / 0%	0 / 0%	0 / 0%	0 / 0%	0 / 0%	0 / 0%
N	0	0 / 0%	0 / 0%	0 / 0%	0 / 0%	0 / 0%	0 / 0%	0 / 0%
S	***	0 / 0%	0 / 0%	0 / 0%	0 / 0%	0 / 0%	0 / 0%	0 / 0%
T	0	0 / 0%	0 / 0%	0 / 0%	0 / 0%	0 / 0%	0 / 0%	0 / 0%
-TC	0	0 / 0%	0 / 0%	0 / 0%	0 / 0%	0 / 0%	0 / 0%	0 / 0%
	0	0 / 0%	0 / 0%	0 / 0%	0 / 0%	0 / 0%	0 / 0%	0 / 0%

533 - EXEC CNCL OF PHYSICAL & OCC THERAPY - BUILDING CONSTRUCTION UNADJUSTED GOAL IS 21.1%								
-I	0	0 / 0%	0 / 0%	0 / 0%	0 / 0%	0 / 0%	0 / 0%	0 / 0%
N	0	0 / 0%	0 / 0%	0 / 0%	0 / 0%	0 / 0%	0 / 0%	0 / 0%
S	***	0 / 0%	0 / 0%	0 / 0%	0 / 0%	0 / 0%	0 / 0%	0 / 0%
T	0	0 / 0%	0 / 0%	0 / 0%	0 / 0%	0 / 0%	0 / 0%	0 / 0%
-TC	0	0 / 0%	0 / 0%	0 / 0%	0 / 0%	0 / 0%	0 / 0%	0 / 0%
	0	0 / 0%	0 / 0%	0 / 0%	0 / 0%	0 / 0%	0 / 0%	0 / 0%

533 - EXEC CNCL OF PHYSICAL & OCC THERAPY - SPECIAL TRADE UNADJUSTED GOAL IS 32.9%								
-I	0	0 / 0%	0 / 0%	0 / 0%	0 / 0%	0 / 0%	0 / 0%	0 / 0%
N	0	0 / 0%	0 / 0%	0 / 0%	0 / 0%	0 / 0%	0 / 0%	0 / 0%
S	***	0 / 0%	0 / 0%	0 / 0%	0 / 0%	0 / 0%	0 / 0%	0 / 0%
T	0	0 / 0%	0 / 0%	0 / 0%	0 / 0%	0 / 0%	0 / 0%	0 / 0%
-TC	0	0 / 0%	0 / 0%	0 / 0%	0 / 0%	0 / 0%	0 / 0%	0 / 0%
	0	0 / 0%	0 / 0%	0 / 0%	0 / 0%	0 / 0%	0 / 0%	0 / 0%

*** DOLLARS REPORTED BUT NOT SHOWN IN THESE COLUMNS. T=TREASURY, N=NON-TREASURY, S=SUBCONTRACTOR FUNDS & PROCUREMENT CARD HUB PURCHASES, TC=TERM CONTRACT, I= INTER GOVERNMENTAL PAYMENTS.



TEXAS HISTORICALLY UNDERUTILIZED BUSINESS (HUB) ANNUAL REPORT RECEIVED FOR FISCAL YEAR 2024

SECTION VII - STATE AGENCY EXPENDITURE DATA

RECORD TYPE	TOTAL EXPENDITURE	TOTAL SPENT WITH HUBS AMOUNT / %	BLACK AMOUNT / %	HISPANIC AMOUNT / %	WOMAN AMOUNT / %	ASIAN PACIFIC AMOUNT / %	NATIVE AMERICAN AMOUNT / %	SERVICE-DISABLED VETERAN AMOUNT / %
533 - EXEC CNCL OF PHYSICAL & OCC THERAPY - PROFESSIONAL SERVICES UNADJUSTED GOAL IS 23.7%								
-I	0	0 / 0%	0 / 0%	0 / 0%	0 / 0%	0 / 0%	0 / 0%	0 / 0%
N	0	0 / 0%	0 / 0%	0 / 0%	0 / 0%	0 / 0%	0 / 0%	0 / 0%
S	***	0 / 0%	0 / 0%	0 / 0%	0 / 0%	0 / 0%	0 / 0%	0 / 0%
T	0	0 / 0%	0 / 0%	0 / 0%	0 / 0%	0 / 0%	0 / 0%	0 / 0%
-TC	0	0 / 0%	0 / 0%	0 / 0%	0 / 0%	0 / 0%	0 / 0%	0 / 0%
	0	0 / 0%	0 / 0%	0 / 0%	0 / 0%	0 / 0%	0 / 0%	0 / 0%

533 - EXEC CNCL OF PHYSICAL & OCC THERAPY - OTHER SERVICES UNADJUSTED GOAL IS 26%								
-I	\$900	0 / 0%	0 / 0%	0 / 0%	0 / 0%	0 / 0%	0 / 0%	0 / 0%
N	0	0 / 0%	0 / 0%	0 / 0%	0 / 0%	0 / 0%	0 / 0%	0 / 0%
S	***	0 / 0%	0 / 0%	0 / 0%	0 / 0%	0 / 0%	0 / 0%	0 / 0%
T	\$31,613	\$2,780 / 8.79%	0 / 0%	0 / 0%	\$2,780 / 8.79%	0 / 0%	0 / 0%	0 / 0%
-TC	\$1,619	0 / 0%	0 / 0%	0 / 0%	0 / 0%	0 / 0%	0 / 0%	0 / 0%
	\$29,094	\$2,780 / 9.56%	0 / 0%	0 / 0%	\$2,780 / 9.56%	0 / 0%	0 / 0%	0 / 0%

533 - EXEC CNCL OF PHYSICAL & OCC THERAPY - COMMODITY PURCHASING UNADJUSTED GOAL IS 21.1%								
-I	0	0 / 0%	0 / 0%	0 / 0%	0 / 0%	0 / 0%	0 / 0%	0 / 0%
N	0	0 / 0%	0 / 0%	0 / 0%	0 / 0%	0 / 0%	0 / 0%	0 / 0%
S	***	0 / 0%	0 / 0%	0 / 0%	0 / 0%	0 / 0%	0 / 0%	0 / 0%
T	\$80,443	\$19,486 / 24.22%	0 / 0%	0 / 0%	\$19,486 / 24.22%	0 / 0%	0 / 0%	0 / 0%
-TC	0	0 / 0%	0 / 0%	0 / 0%	0 / 0%	0 / 0%	0 / 0%	0 / 0%
	\$80,443	\$19,486 / 24.22%	0 / 0%	0 / 0%	\$19,486 / 24.22%	0 / 0%	0 / 0%	0 / 0%

*** DOLLARS REPORTED BUT NOT SHOWN IN THESE COLUMNS. T=TREASURY, N=NON-TREASURY, S=SUBCONTRACTOR FUNDS & PROCUREMENT CARD HUB PURCHASES, TC=TERM CONTRACT, I= INTER GOVERNMENTAL PAYMENTS.



TEXAS HISTORICALLY UNDERUTILIZED BUSINESS (HUB) ANNUAL REPORT RECEIVED FOR FISCAL YEAR 2024

SECTION VII - STATE AGENCY EXPENDITURE DATA

RECORD TYPE	TOTAL EXPENDITURE	TOTAL SPENT WITH HUBS AMOUNT / %	BLACK AMOUNT / %	HISPANIC AMOUNT / %	WOMAN AMOUNT / %	ASIAN PACIFIC AMOUNT / %	NATIVE AMERICAN AMOUNT / %	SERVICE-DISABLED VETERAN AMOUNT / %
533 - EXEC CNCL OF PHYSICAL & OCC THERAPY - Statewide Grand Total Expenditures								
-I	\$900	0 / 0%	0 / 0%	0 / 0%	0 / 0%	0 / 0%	0 / 0%	0 / 0%
N	0	0 / 0%	0 / 0%	0 / 0%	0 / 0%	0 / 0%	0 / 0%	0 / 0%
S	***	0 / 0%	0 / 0%	0 / 0%	0 / 0%	0 / 0%	0 / 0%	0 / 0%
T	\$112,056	\$22,266 / 19.87%	0 / 0%	0 / 0%	\$22,266 / 19.87%	0 / 0%	0 / 0%	0 / 0%
-TC	\$1,619	0 / 0%	0 / 0%	0 / 0%	0 / 0%	0 / 0%	0 / 0%	0 / 0%
	\$109,537	\$22,266 / 20.33%	0 / 0%	0 / 0%	\$22,266 / 20.33%	0 / 0%	0 / 0%	0 / 0%

*** DOLLARS REPORTED BUT NOT SHOWN IN THESE COLUMNS. T=TREASURY, N=NON-TREASURY, S=SUBCONTRACTOR FUNDS & PROCUREMENT CARD HUB PURCHASES, TC=TERM CONTRACT, I= INTER GOVERNMENTAL PAYMENTS.



TEXAS HISTORICALLY UNDERUTILIZED BUSINESS (HUB) ANNUAL REPORT RECEIVED FOR FISCAL YEAR 2024

SECTION VII - STATE AGENCY EXPENDITURE DATA

RECORD TYPE	TOTAL EXPENDITURE	TOTAL SPENT WITH HUBS AMOUNT / %	BLACK AMOUNT / %	HISPANIC AMOUNT / %	WOMAN AMOUNT / %	ASIAN PACIFIC AMOUNT / %	NATIVE AMERICAN AMOUNT / %	SERVICE-DISABLED VETERAN AMOUNT / %
535 - TX LOW LEVEL RADIOACTIVE WASTE COMM - HEAVY CONSTRUCTION UNADJUSTED GOAL IS 11.2%								
-I	0	0 / 0%	0 / 0%	0 / 0%	0 / 0%	0 / 0%	0 / 0%	0 / 0%
N	0	0 / 0%	0 / 0%	0 / 0%	0 / 0%	0 / 0%	0 / 0%	0 / 0%
S	***	0 / 0%	0 / 0%	0 / 0%	0 / 0%	0 / 0%	0 / 0%	0 / 0%
T	0	0 / 0%	0 / 0%	0 / 0%	0 / 0%	0 / 0%	0 / 0%	0 / 0%
-TC	0	0 / 0%	0 / 0%	0 / 0%	0 / 0%	0 / 0%	0 / 0%	0 / 0%
	0	0 / 0%	0 / 0%	0 / 0%	0 / 0%	0 / 0%	0 / 0%	0 / 0%
535 - TX LOW LEVEL RADIOACTIVE WASTE COMM - BUILDING CONSTRUCTION UNADJUSTED GOAL IS 21.1%								
-I	0	0 / 0%	0 / 0%	0 / 0%	0 / 0%	0 / 0%	0 / 0%	0 / 0%
N	0	0 / 0%	0 / 0%	0 / 0%	0 / 0%	0 / 0%	0 / 0%	0 / 0%
S	***	0 / 0%	0 / 0%	0 / 0%	0 / 0%	0 / 0%	0 / 0%	0 / 0%
T	0	0 / 0%	0 / 0%	0 / 0%	0 / 0%	0 / 0%	0 / 0%	0 / 0%
-TC	0	0 / 0%	0 / 0%	0 / 0%	0 / 0%	0 / 0%	0 / 0%	0 / 0%
	0	0 / 0%	0 / 0%	0 / 0%	0 / 0%	0 / 0%	0 / 0%	0 / 0%
535 - TX LOW LEVEL RADIOACTIVE WASTE COMM - SPECIAL TRADE UNADJUSTED GOAL IS 32.9%								
-I	0	0 / 0%	0 / 0%	0 / 0%	0 / 0%	0 / 0%	0 / 0%	0 / 0%
N	0	0 / 0%	0 / 0%	0 / 0%	0 / 0%	0 / 0%	0 / 0%	0 / 0%
S	***	0 / 0%	0 / 0%	0 / 0%	0 / 0%	0 / 0%	0 / 0%	0 / 0%
T	0	0 / 0%	0 / 0%	0 / 0%	0 / 0%	0 / 0%	0 / 0%	0 / 0%
-TC	0	0 / 0%	0 / 0%	0 / 0%	0 / 0%	0 / 0%	0 / 0%	0 / 0%
	0	0 / 0%	0 / 0%	0 / 0%	0 / 0%	0 / 0%	0 / 0%	0 / 0%

*** DOLLARS REPORTED BUT NOT SHOWN IN THESE COLUMNS. T=TREASURY, N=NON-TREASURY, S=SUBCONTRACTOR FUNDS & PROCUREMENT CARD HUB PURCHASES, TC=TERM CONTRACT, I= INTER GOVERNMENTAL PAYMENTS.



TEXAS HISTORICALLY UNDERUTILIZED BUSINESS (HUB) ANNUAL REPORT RECEIVED FOR FISCAL YEAR 2024

SECTION VII - STATE AGENCY EXPENDITURE DATA

RECORD TYPE	TOTAL EXPENDITURE	TOTAL SPENT WITH HUBS AMOUNT / %	BLACK AMOUNT / %	HISPANIC AMOUNT / %	WOMAN AMOUNT / %	ASIAN PACIFIC AMOUNT / %	NATIVE AMERICAN AMOUNT / %	SERVICE-DISABLED VETERAN AMOUNT / %
535 - TX LOW LEVEL RADIOACTIVE WASTE COMM - PROFESSIONAL SERVICES UNADJUSTED GOAL IS 23.7%								
-I	0	0 / 0%	0 / 0%	0 / 0%	0 / 0%	0 / 0%	0 / 0%	0 / 0%
N	0	0 / 0%	0 / 0%	0 / 0%	0 / 0%	0 / 0%	0 / 0%	0 / 0%
S	***	0 / 0%	0 / 0%	0 / 0%	0 / 0%	0 / 0%	0 / 0%	0 / 0%
T	\$52,960	\$42,960 / 81.12%	0 / 0%	0 / 0%	\$42,960 / 81.12%	0 / 0%	0 / 0%	0 / 0%
-TC	0	0 / 0%	0 / 0%	0 / 0%	0 / 0%	0 / 0%	0 / 0%	0 / 0%
	\$52,960	\$42,960 / 81.12%	0 / 0%	0 / 0%	\$42,960 / 81.12%	0 / 0%	0 / 0%	0 / 0%

535 - TX LOW LEVEL RADIOACTIVE WASTE COMM - OTHER SERVICES UNADJUSTED GOAL IS 26%								
-I	0	0 / 0%	0 / 0%	0 / 0%	0 / 0%	0 / 0%	0 / 0%	0 / 0%
N	0	0 / 0%	0 / 0%	0 / 0%	0 / 0%	0 / 0%	0 / 0%	0 / 0%
S	***	0 / 0%	0 / 0%	0 / 0%	0 / 0%	0 / 0%	0 / 0%	0 / 0%
T	\$268,415	0 / 0%	0 / 0%	0 / 0%	0 / 0%	0 / 0%	0 / 0%	0 / 0%
-TC	0	0 / 0%	0 / 0%	0 / 0%	0 / 0%	0 / 0%	0 / 0%	0 / 0%
	\$268,415	0 / 0%	0 / 0%	0 / 0%	0 / 0%	0 / 0%	0 / 0%	0 / 0%

535 - TX LOW LEVEL RADIOACTIVE WASTE COMM - COMMODITY PURCHASING UNADJUSTED GOAL IS 21.1%								
-I	0	0 / 0%	0 / 0%	0 / 0%	0 / 0%	0 / 0%	0 / 0%	0 / 0%
N	0	0 / 0%	0 / 0%	0 / 0%	0 / 0%	0 / 0%	0 / 0%	0 / 0%
S	***	0 / 0%	0 / 0%	0 / 0%	0 / 0%	0 / 0%	0 / 0%	0 / 0%
T	\$1,410	0 / 0%	0 / 0%	0 / 0%	0 / 0%	0 / 0%	0 / 0%	0 / 0%
-TC	0	0 / 0%	0 / 0%	0 / 0%	0 / 0%	0 / 0%	0 / 0%	0 / 0%
	\$1,410	0 / 0%	0 / 0%	0 / 0%	0 / 0%	0 / 0%	0 / 0%	0 / 0%

*** DOLLARS REPORTED BUT NOT SHOWN IN THESE COLUMNS. T=TREASURY, N=NON-TREASURY, S=SUBCONTRACTOR FUNDS & PROCUREMENT CARD HUB PURCHASES, TC=TERM CONTRACT, I= INTER GOVERNMENTAL PAYMENTS.



TEXAS HISTORICALLY UNDERUTILIZED BUSINESS (HUB) ANNUAL REPORT RECEIVED FOR FISCAL YEAR 2024

SECTION VII - STATE AGENCY EXPENDITURE DATA

RECORD TYPE	TOTAL EXPENDITURE	TOTAL SPENT WITH HUBS AMOUNT / %	BLACK AMOUNT / %	HISPANIC AMOUNT / %	WOMAN AMOUNT / %	ASIAN PACIFIC AMOUNT / %	NATIVE AMERICAN AMOUNT / %	SERVICE-DISABLED VETERAN AMOUNT / %
535 - TX LOW LEVEL RADIOACTIVE WASTE COMM - Statewide Grand Total Expenditures								
-I	0	0 / 0%	0 / 0%	0 / 0%	0 / 0%	0 / 0%	0 / 0%	0 / 0%
N	0	0 / 0%	0 / 0%	0 / 0%	0 / 0%	0 / 0%	0 / 0%	0 / 0%
S	***	0 / 0%	0 / 0%	0 / 0%	0 / 0%	0 / 0%	0 / 0%	0 / 0%
T	\$322,785	\$42,960 / 13.31%	0 / 0%	0 / 0%	\$42,960 / 13.31%	0 / 0%	0 / 0%	0 / 0%
-TC	0	0 / 0%	0 / 0%	0 / 0%	0 / 0%	0 / 0%	0 / 0%	0 / 0%
	\$322,785	\$42,960 / 13.31%	0 / 0%	0 / 0%	\$42,960 / 13.31%	0 / 0%	0 / 0%	0 / 0%

*** DOLLARS REPORTED BUT NOT SHOWN IN THESE COLUMNS. T=TREASURY, N=NON-TREASURY, S=SUBCONTRACTOR FUNDS & PROCUREMENT CARD HUB PURCHASES, TC=TERM CONTRACT, I= INTER GOVERNMENTAL PAYMENTS.



TEXAS HISTORICALLY UNDERUTILIZED BUSINESS (HUB) ANNUAL REPORT RECEIVED FOR FISCAL YEAR 2024

SECTION VII - STATE AGENCY EXPENDITURE DATA

RECORD TYPE	TOTAL EXPENDITURE	TOTAL SPENT WITH HUBS AMOUNT / %	BLACK AMOUNT / %	HISPANIC AMOUNT / %	WOMAN AMOUNT / %	ASIAN PACIFIC AMOUNT / %	NATIVE AMERICAN AMOUNT / %	SERVICE-DISABLED VETERAN AMOUNT / %
-------------	-------------------	----------------------------------	------------------	---------------------	------------------	--------------------------	----------------------------	-------------------------------------

537 - DEPARTMENT OF STATE HEALTH SERVICES - HEAVY CONSTRUCTION UNADJUSTED GOAL IS 11.2%

-I	0	0 / 0%	0 / 0%	0 / 0%	0 / 0%	0 / 0%	0 / 0%	0 / 0%
N	0	0 / 0%	0 / 0%	0 / 0%	0 / 0%	0 / 0%	0 / 0%	0 / 0%
S	***	0 / 0%	0 / 0%	0 / 0%	0 / 0%	0 / 0%	0 / 0%	0 / 0%
T	\$30	0 / 0%	0 / 0%	0 / 0%	0 / 0%	0 / 0%	0 / 0%	0 / 0%
-TC	0	0 / 0%	0 / 0%	0 / 0%	0 / 0%	0 / 0%	0 / 0%	0 / 0%
	\$30	0 / 0%	0 / 0%	0 / 0%	0 / 0%	0 / 0%	0 / 0%	0 / 0%

537 - DEPARTMENT OF STATE HEALTH SERVICES - BUILDING CONSTRUCTION UNADJUSTED GOAL IS 21.1%

-I	0	0 / 0%	0 / 0%	0 / 0%	0 / 0%	0 / 0%	0 / 0%	0 / 0%
N	0	0 / 0%	0 / 0%	0 / 0%	0 / 0%	0 / 0%	0 / 0%	0 / 0%
S	***	0 / 0%	0 / 0%	0 / 0%	0 / 0%	0 / 0%	0 / 0%	0 / 0%
T	\$667,394	\$20,374 / 3.05%	0 / 0%	\$20,374 / 3.05%	0 / 0%	0 / 0%	0 / 0%	0 / 0%
-TC	0	0 / 0%	0 / 0%	0 / 0%	0 / 0%	0 / 0%	0 / 0%	0 / 0%
	\$667,394	\$20,374 / 3.05%	0 / 0%	\$20,374 / 3.05%	0 / 0%	0 / 0%	0 / 0%	0 / 0%

537 - DEPARTMENT OF STATE HEALTH SERVICES - SPECIAL TRADE UNADJUSTED GOAL IS 32.9%

-I	0	0 / 0%	0 / 0%	0 / 0%	0 / 0%	0 / 0%	0 / 0%	0 / 0%
N	0	0 / 0%	0 / 0%	0 / 0%	0 / 0%	0 / 0%	0 / 0%	0 / 0%
S	***	0 / 0%	0 / 0%	0 / 0%	0 / 0%	0 / 0%	0 / 0%	0 / 0%
T	\$525,895	\$104,323 / 19.84%	0 / 0%	\$103,473 / 19.68%	\$850 / 0.16%	0 / 0%	0 / 0%	0 / 0%
-TC	0	0 / 0%	0 / 0%	0 / 0%	0 / 0%	0 / 0%	0 / 0%	0 / 0%
	\$525,895	\$104,323 / 19.84%	0 / 0%	\$103,473 / 19.68%	\$850 / 0.16%	0 / 0%	0 / 0%	0 / 0%

*** DOLLARS REPORTED BUT NOT SHOWN IN THESE COLUMNS. T=TREASURY, N=NON-TREASURY, S=SUBCONTRACTOR FUNDS & PROCUREMENT CARD HUB PURCHASES, TC=TERM CONTRACT, I= INTER GOVERNMENTAL PAYMENTS.



TEXAS HISTORICALLY UNDERUTILIZED BUSINESS (HUB) ANNUAL REPORT RECEIVED FOR FISCAL YEAR 2024

SECTION VII - STATE AGENCY EXPENDITURE DATA

RECORD TYPE	TOTAL EXPENDITURE	TOTAL SPENT WITH HUBS AMOUNT / %	BLACK AMOUNT / %	HISPANIC AMOUNT / %	WOMAN AMOUNT / %	ASIAN PACIFIC AMOUNT / %	NATIVE AMERICAN AMOUNT / %	SERVICE-DISABLED VETERAN AMOUNT / %
537 - DEPARTMENT OF STATE HEALTH SERVICES - PROFESSIONAL SERVICES UNADJUSTED GOAL IS 23.7%								
-I	\$1,580,639	0 / 0%	0 / 0%	0 / 0%	0 / 0%	0 / 0%	0 / 0%	0 / 0%
N	0	0 / 0%	0 / 0%	0 / 0%	0 / 0%	0 / 0%	0 / 0%	0 / 0%
S	***	0 / 0%	0 / 0%	0 / 0%	0 / 0%	0 / 0%	0 / 0%	0 / 0%
T	\$7,830,201	\$29,868 / 0.38%	0 / 0%	\$29,868 / 0.38%	0 / 0%	0 / 0%	0 / 0%	0 / 0%
-TC	\$1,136	0 / 0%	0 / 0%	0 / 0%	0 / 0%	0 / 0%	0 / 0%	0 / 0%
	\$6,248,426	\$29,868 / 0.48%	0 / 0%	\$29,868 / 0.48%	0 / 0%	0 / 0%	0 / 0%	0 / 0%
537 - DEPARTMENT OF STATE HEALTH SERVICES - OTHER SERVICES UNADJUSTED GOAL IS 26%								
-I	\$3,432,225	0 / 0%	0 / 0%	0 / 0%	0 / 0%	0 / 0%	0 / 0%	0 / 0%
N	0	0 / 0%	0 / 0%	0 / 0%	0 / 0%	0 / 0%	0 / 0%	0 / 0%
S	***	\$1,081,085 / 2.38%	0 / 0%	0 / 0%	\$455,283 / 1.00%	\$625,802 / 1.38%	0 / 0%	0 / 0%
T	\$133,296,941	\$26,364,550 / 19.78%	\$4,750 / 0.00%	\$2,590,630 / 1.94%	\$10,923,343 / 8.19%	\$12,817,035 / 9.62%	\$28,792 / 0.02%	0 / 0%
-TC	\$2,948,944	0 / 0%	0 / 0%	0 / 0%	0 / 0%	0 / 0%	0 / 0%	0 / 0%
	\$126,915,772	\$27,445,635 / 21.63%	\$4,750 / 0.00%	\$2,590,630 / 2.04%	\$11,378,626 / 8.97%	\$13,442,837 / 10.59%	\$28,792 / 0.02%	0 / 0%
537 - DEPARTMENT OF STATE HEALTH SERVICES - COMMODITY PURCHASING UNADJUSTED GOAL IS 21.1%								
-I	\$342	0 / 0%	0 / 0%	0 / 0%	0 / 0%	0 / 0%	0 / 0%	0 / 0%
N	0	0 / 0%	0 / 0%	0 / 0%	0 / 0%	0 / 0%	0 / 0%	0 / 0%
S	***	0 / 0%	0 / 0%	0 / 0%	0 / 0%	0 / 0%	0 / 0%	0 / 0%
T	\$170,225,370	\$4,327,638 / 2.54%	\$983,362 / 0.58%	\$222,260 / 0.13%	\$529,286 / 0.31%	\$2,572,051 / 1.51%	0 / 0%	\$20,679 / 0.01%
-TC	\$726,294	\$11,607 / 1.60%	0 / 0%	0 / 0%	\$1,229 / 0.17%	\$10,379 / 1.43%	0 / 0%	0 / 0%
	\$169,498,733	\$4,316,030 / 2.55%	\$983,362 / 0.58%	\$222,260 / 0.13%	\$528,057 / 0.31%	\$2,561,672 / 1.51%	0 / 0%	\$20,679 / 0.01%

*** DOLLARS REPORTED BUT NOT SHOWN IN THESE COLUMNS. T=TREASURY, N=NON-TREASURY, S=SUBCONTRACTOR FUNDS & PROCUREMENT CARD HUB PURCHASES, TC=TERM CONTRACT, I= INTER GOVERNMENTAL PAYMENTS.



TEXAS HISTORICALLY UNDERUTILIZED BUSINESS (HUB) ANNUAL REPORT RECEIVED FOR FISCAL YEAR 2024

SECTION VII - STATE AGENCY EXPENDITURE DATA

RECORD TYPE	TOTAL EXPENDITURE	TOTAL SPENT WITH HUBS AMOUNT / %	BLACK AMOUNT / %	HISPANIC AMOUNT / %	WOMAN AMOUNT / %	ASIAN PACIFIC AMOUNT / %	NATIVE AMERICAN AMOUNT / %	SERVICE-DISABLED VETERAN AMOUNT / %
537 - DEPARTMENT OF STATE HEALTH SERVICES - Statewide Grand Total Expenditures								
-I	\$5,013,207	0 / 0%	0 / 0%	0 / 0%	0 / 0%	0 / 0%	0 / 0%	0 / 0%
N	0	0 / 0%	0 / 0%	0 / 0%	0 / 0%	0 / 0%	0 / 0%	0 / 0%
S	***	\$1,081,085 / 2.38%	0 / 0%	0 / 0%	\$455,283 / 1.00%	\$625,802 / 1.38%	0 / 0%	0 / 0%
T	\$312,545,832	\$30,846,753 / 9.87%	\$988,112 / 0.32%	\$2,966,605 / 0.95%	\$11,453,478 / 3.66%	\$15,389,086 / 4.92%	\$28,792 / 0.01%	\$20,679 / 0.01%
-TC	\$3,676,374	\$11,607 / 0.32%	0 / 0%	0 / 0%	\$1,229 / 0.03%	\$10,379 / 0.28%	0 / 0%	0 / 0%
	\$303,856,251	\$31,916,230 / 10.50%	\$988,112 / 0.33%	\$2,966,605 / 0.98%	\$11,907,533 / 3.92%	\$16,004,509 / 5.27%	\$28,792 / 0.01%	\$20,679 / 0.01%

*** DOLLARS REPORTED BUT NOT SHOWN IN THESE COLUMNS. T=TREASURY, N=NON-TREASURY, S=SUBCONTRACTOR FUNDS & PROCUREMENT CARD HUB PURCHASES, TC=TERM CONTRACT, I= INTER GOVERNMENTAL PAYMENTS.



TEXAS HISTORICALLY UNDERUTILIZED BUSINESS (HUB) ANNUAL REPORT RECEIVED FOR FISCAL YEAR 2024

SECTION VII - STATE AGENCY EXPENDITURE DATA

RECORD TYPE	TOTAL EXPENDITURE	TOTAL SPENT WITH HUBS AMOUNT / %	BLACK AMOUNT / %	HISPANIC AMOUNT / %	WOMAN AMOUNT / %	ASIAN PACIFIC AMOUNT / %	NATIVE AMERICAN AMOUNT / %	SERVICE-DISABLED VETERAN AMOUNT / %
-------------	-------------------	----------------------------------	------------------	---------------------	------------------	--------------------------	----------------------------	-------------------------------------

542 - CANCER PREVENTION AND RESEARCH INSTI - HEAVY CONSTRUCTION UNADJUSTED GOAL IS 11.2%

-I	0	0 / 0%	0 / 0%	0 / 0%	0 / 0%	0 / 0%	0 / 0%	0 / 0%
N	0	0 / 0%	0 / 0%	0 / 0%	0 / 0%	0 / 0%	0 / 0%	0 / 0%
S	***	0 / 0%	0 / 0%	0 / 0%	0 / 0%	0 / 0%	0 / 0%	0 / 0%
T	0	0 / 0%	0 / 0%	0 / 0%	0 / 0%	0 / 0%	0 / 0%	0 / 0%
-TC	0	0 / 0%	0 / 0%	0 / 0%	0 / 0%	0 / 0%	0 / 0%	0 / 0%
	0	0 / 0%	0 / 0%	0 / 0%	0 / 0%	0 / 0%	0 / 0%	0 / 0%

542 - CANCER PREVENTION AND RESEARCH INSTI - BUILDING CONSTRUCTION UNADJUSTED GOAL IS 21.1%

-I	0	0 / 0%	0 / 0%	0 / 0%	0 / 0%	0 / 0%	0 / 0%	0 / 0%
N	0	0 / 0%	0 / 0%	0 / 0%	0 / 0%	0 / 0%	0 / 0%	0 / 0%
S	***	0 / 0%	0 / 0%	0 / 0%	0 / 0%	0 / 0%	0 / 0%	0 / 0%
T	0	0 / 0%	0 / 0%	0 / 0%	0 / 0%	0 / 0%	0 / 0%	0 / 0%
-TC	0	0 / 0%	0 / 0%	0 / 0%	0 / 0%	0 / 0%	0 / 0%	0 / 0%
	0	0 / 0%	0 / 0%	0 / 0%	0 / 0%	0 / 0%	0 / 0%	0 / 0%

542 - CANCER PREVENTION AND RESEARCH INSTI - SPECIAL TRADE UNADJUSTED GOAL IS 32.9%

-I	0	0 / 0%	0 / 0%	0 / 0%	0 / 0%	0 / 0%	0 / 0%	0 / 0%
N	0	0 / 0%	0 / 0%	0 / 0%	0 / 0%	0 / 0%	0 / 0%	0 / 0%
S	***	0 / 0%	0 / 0%	0 / 0%	0 / 0%	0 / 0%	0 / 0%	0 / 0%
T	0	0 / 0%	0 / 0%	0 / 0%	0 / 0%	0 / 0%	0 / 0%	0 / 0%
-TC	0	0 / 0%	0 / 0%	0 / 0%	0 / 0%	0 / 0%	0 / 0%	0 / 0%
	0	0 / 0%	0 / 0%	0 / 0%	0 / 0%	0 / 0%	0 / 0%	0 / 0%

*** DOLLARS REPORTED BUT NOT SHOWN IN THESE COLUMNS. T=TREASURY, N=NON-TREASURY, S=SUBCONTRACTOR FUNDS & PROCUREMENT CARD HUB PURCHASES, TC=TERM CONTRACT, I= INTER GOVERNMENTAL PAYMENTS.



TEXAS HISTORICALLY UNDERUTILIZED BUSINESS (HUB) ANNUAL REPORT RECEIVED FOR FISCAL YEAR 2024

SECTION VII - STATE AGENCY EXPENDITURE DATA

RECORD TYPE	TOTAL EXPENDITURE	TOTAL SPENT WITH HUBS AMOUNT / %	BLACK AMOUNT / %	HISPANIC AMOUNT / %	WOMAN AMOUNT / %	ASIAN PACIFIC AMOUNT / %	NATIVE AMERICAN AMOUNT / %	SERVICE-DISABLED VETERAN AMOUNT / %
542 - CANCER PREVENTION AND RESEARCH INSTI - PROFESSIONAL SERVICES UNADJUSTED GOAL IS 23.7%								
-I	0	0 / 0%	0 / 0%	0 / 0%	0 / 0%	0 / 0%	0 / 0%	0 / 0%
N	0	0 / 0%	0 / 0%	0 / 0%	0 / 0%	0 / 0%	0 / 0%	0 / 0%
S	***	0 / 0%	0 / 0%	0 / 0%	0 / 0%	0 / 0%	0 / 0%	0 / 0%
T	\$213,533	\$44,000 / 20.61%	\$44,000 / 20.61%	0 / 0%	0 / 0%	0 / 0%	0 / 0%	0 / 0%
-TC	0	0 / 0%	0 / 0%	0 / 0%	0 / 0%	0 / 0%	0 / 0%	0 / 0%
	\$213,533	\$44,000 / 20.61%	\$44,000 / 20.61%	0 / 0%	0 / 0%	0 / 0%	0 / 0%	0 / 0%

542 - CANCER PREVENTION AND RESEARCH INSTI - OTHER SERVICES UNADJUSTED GOAL IS 26%								
-I	0	0 / 0%	0 / 0%	0 / 0%	0 / 0%	0 / 0%	0 / 0%	0 / 0%
N	0	0 / 0%	0 / 0%	0 / 0%	0 / 0%	0 / 0%	0 / 0%	0 / 0%
S	***	0 / 0%	0 / 0%	0 / 0%	0 / 0%	0 / 0%	0 / 0%	0 / 0%
T	\$11,520,739	\$697,163 / 6.05%	0 / 0%	\$245,815 / 2.13%	\$388,970 / 3.38%	\$62,378 / 0.54%	0 / 0%	0 / 0%
-TC	\$1,404	0 / 0%	0 / 0%	0 / 0%	0 / 0%	0 / 0%	0 / 0%	0 / 0%
	\$11,519,336	\$697,163 / 6.05%	0 / 0%	\$245,815 / 2.13%	\$388,970 / 3.38%	\$62,378 / 0.54%	0 / 0%	0 / 0%

542 - CANCER PREVENTION AND RESEARCH INSTI - COMMODITY PURCHASING UNADJUSTED GOAL IS 21.1%								
-I	0	0 / 0%	0 / 0%	0 / 0%	0 / 0%	0 / 0%	0 / 0%	0 / 0%
N	0	0 / 0%	0 / 0%	0 / 0%	0 / 0%	0 / 0%	0 / 0%	0 / 0%
S	***	0 / 0%	0 / 0%	0 / 0%	0 / 0%	0 / 0%	0 / 0%	0 / 0%
T	\$1,988,028	\$78,237 / 3.94%	0 / 0%	0 / 0%	\$56,509 / 2.84%	\$21,728 / 1.09%	0 / 0%	0 / 0%
-TC	0	0 / 0%	0 / 0%	0 / 0%	0 / 0%	0 / 0%	0 / 0%	0 / 0%
	\$1,988,028	\$78,237 / 3.94%	0 / 0%	0 / 0%	\$56,509 / 2.84%	\$21,728 / 1.09%	0 / 0%	0 / 0%

*** DOLLARS REPORTED BUT NOT SHOWN IN THESE COLUMNS. T=TREASURY, N=NON-TREASURY, S=SUBCONTRACTOR FUNDS & PROCUREMENT CARD HUB PURCHASES, TC=TERM CONTRACT, I= INTER GOVERNMENTAL PAYMENTS.



TEXAS HISTORICALLY UNDERUTILIZED BUSINESS (HUB) ANNUAL REPORT RECEIVED FOR FISCAL YEAR 2024

SECTION VII - STATE AGENCY EXPENDITURE DATA

RECORD TYPE	TOTAL EXPENDITURE	TOTAL SPENT WITH HUBS AMOUNT / %	BLACK AMOUNT / %	HISPANIC AMOUNT / %	WOMAN AMOUNT / %	ASIAN PACIFIC AMOUNT / %	NATIVE AMERICAN AMOUNT / %	SERVICE-DISABLED VETERAN AMOUNT / %
542 - CANCER PREVENTION AND RESEARCH INSTI - Statewide Grand Total Expenditures								
-I	0	0 / 0%	0 / 0%	0 / 0%	0 / 0%	0 / 0%	0 / 0%	0 / 0%
N	0	0 / 0%	0 / 0%	0 / 0%	0 / 0%	0 / 0%	0 / 0%	0 / 0%
S	***	0 / 0%	0 / 0%	0 / 0%	0 / 0%	0 / 0%	0 / 0%	0 / 0%
T	\$13,722,300	\$819,401 / 5.97%	\$44,000 / 0.32%	\$245,815 / 1.79%	\$445,480 / 3.25%	\$84,106 / 0.61%	0 / 0%	0 / 0%
-TC	\$1,404	0 / 0%	0 / 0%	0 / 0%	0 / 0%	0 / 0%	0 / 0%	0 / 0%
	\$13,720,896	\$819,401 / 5.97%	\$44,000 / 0.32%	\$245,815 / 1.79%	\$445,480 / 3.25%	\$84,106 / 0.61%	0 / 0%	0 / 0%

*** DOLLARS REPORTED BUT NOT SHOWN IN THESE COLUMNS. T=TREASURY, N=NON-TREASURY, S=SUBCONTRACTOR FUNDS & PROCUREMENT CARD HUB PURCHASES, TC=TERM CONTRACT, I= INTER GOVERNMENTAL PAYMENTS.



TEXAS HISTORICALLY UNDERUTILIZED BUSINESS (HUB) ANNUAL REPORT RECEIVED FOR FISCAL YEAR 2024

SECTION VII - STATE AGENCY EXPENDITURE DATA

RECORD TYPE	TOTAL EXPENDITURE	TOTAL SPENT WITH HUBS AMOUNT / %	BLACK AMOUNT / %	HISPANIC AMOUNT / %	WOMAN AMOUNT / %	ASIAN PACIFIC AMOUNT / %	NATIVE AMERICAN AMOUNT / %	SERVICE-DISABLED VETERAN AMOUNT / %
551 - DEPARTMENT OF AGRICULTURE - HEAVY CONSTRUCTION UNADJUSTED GOAL IS 11.2%								
-I	0	0 / 0%	0 / 0%	0 / 0%	0 / 0%	0 / 0%	0 / 0%	0 / 0%
N	0	0 / 0%	0 / 0%	0 / 0%	0 / 0%	0 / 0%	0 / 0%	0 / 0%
S	***	0 / 0%	0 / 0%	0 / 0%	0 / 0%	0 / 0%	0 / 0%	0 / 0%
T	\$566	0 / 0%	0 / 0%	0 / 0%	0 / 0%	0 / 0%	0 / 0%	0 / 0%
-TC	0	0 / 0%	0 / 0%	0 / 0%	0 / 0%	0 / 0%	0 / 0%	0 / 0%
	\$566	0 / 0%	0 / 0%	0 / 0%	0 / 0%	0 / 0%	0 / 0%	0 / 0%

551 - DEPARTMENT OF AGRICULTURE - BUILDING CONSTRUCTION UNADJUSTED GOAL IS 21.1%								
-I	0	0 / 0%	0 / 0%	0 / 0%	0 / 0%	0 / 0%	0 / 0%	0 / 0%
N	0	0 / 0%	0 / 0%	0 / 0%	0 / 0%	0 / 0%	0 / 0%	0 / 0%
S	***	0 / 0%	0 / 0%	0 / 0%	0 / 0%	0 / 0%	0 / 0%	0 / 0%
T	\$92,503	\$25,000 / 27.03%	0 / 0%	0 / 0%	0 / 0%	\$25,000 / 27.03%	0 / 0%	0 / 0%
-TC	0	0 / 0%	0 / 0%	0 / 0%	0 / 0%	0 / 0%	0 / 0%	0 / 0%
	\$92,503	\$25,000 / 27.03%	0 / 0%	0 / 0%	0 / 0%	\$25,000 / 27.03%	0 / 0%	0 / 0%

551 - DEPARTMENT OF AGRICULTURE - SPECIAL TRADE UNADJUSTED GOAL IS 32.9%								
-I	0	0 / 0%	0 / 0%	0 / 0%	0 / 0%	0 / 0%	0 / 0%	0 / 0%
N	0	0 / 0%	0 / 0%	0 / 0%	0 / 0%	0 / 0%	0 / 0%	0 / 0%
S	***	0 / 0%	0 / 0%	0 / 0%	0 / 0%	0 / 0%	0 / 0%	0 / 0%
T	\$91,817	\$20,880 / 22.74%	0 / 0%	0 / 0%	\$20,880 / 22.74%	0 / 0%	0 / 0%	0 / 0%
-TC	0	0 / 0%	0 / 0%	0 / 0%	0 / 0%	0 / 0%	0 / 0%	0 / 0%
	\$91,817	\$20,880 / 22.74%	0 / 0%	0 / 0%	\$20,880 / 22.74%	0 / 0%	0 / 0%	0 / 0%

*** DOLLARS REPORTED BUT NOT SHOWN IN THESE COLUMNS. T=TREASURY, N=NON-TREASURY, S=SUBCONTRACTOR FUNDS & PROCUREMENT CARD HUB PURCHASES, TC=TERM CONTRACT, I= INTER GOVERNMENTAL PAYMENTS.



TEXAS HISTORICALLY UNDERUTILIZED BUSINESS (HUB) ANNUAL REPORT RECEIVED FOR FISCAL YEAR 2024

SECTION VII - STATE AGENCY EXPENDITURE DATA

RECORD TYPE	TOTAL EXPENDITURE	TOTAL SPENT WITH HUBS AMOUNT / %	BLACK AMOUNT / %	HISPANIC AMOUNT / %	WOMAN AMOUNT / %	ASIAN PACIFIC AMOUNT / %	NATIVE AMERICAN AMOUNT / %	SERVICE-DISABLED VETERAN AMOUNT / %
551 - DEPARTMENT OF AGRICULTURE - PROFESSIONAL SERVICES UNADJUSTED GOAL IS 23.7%								
-I	0	0 / 0%	0 / 0%	0 / 0%	0 / 0%	0 / 0%	0 / 0%	0 / 0%
N	0	0 / 0%	0 / 0%	0 / 0%	0 / 0%	0 / 0%	0 / 0%	0 / 0%
S	***	0 / 0%	0 / 0%	0 / 0%	0 / 0%	0 / 0%	0 / 0%	0 / 0%
T	\$116,951	\$34,635 / 29.62%	0 / 0%	\$34,635 / 29.62%	0 / 0%	0 / 0%	0 / 0%	0 / 0%
-TC	\$707	0 / 0%	0 / 0%	0 / 0%	0 / 0%	0 / 0%	0 / 0%	0 / 0%
	\$116,244	\$34,635 / 29.80%	0 / 0%	\$34,635 / 29.80%	0 / 0%	0 / 0%	0 / 0%	0 / 0%
551 - DEPARTMENT OF AGRICULTURE - OTHER SERVICES UNADJUSTED GOAL IS 26%								
-I	\$101,923	0 / 0%	0 / 0%	0 / 0%	0 / 0%	0 / 0%	0 / 0%	0 / 0%
N	\$-23,323	0 / 0%	0 / 0%	0 / 0%	0 / 0%	0 / 0%	0 / 0%	0 / 0%
S	***	\$54,550 / 2.45%	0 / 0%	\$12,564 / 0.56%	\$41,986 / 1.89%	0 / 0%	0 / 0%	0 / 0%
T	\$7,779,231	\$1,096,492 / 14.10%	\$55,286 / 0.71%	\$306,222 / 3.94%	\$652,783 / 8.39%	\$82,201 / 1.06%	0 / 0%	0 / 0%
-TC	\$6	0 / 0%	0 / 0%	0 / 0%	0 / 0%	0 / 0%	0 / 0%	0 / 0%
	\$7,653,978	\$1,151,042 / 15.04%	\$55,286 / 0.72%	\$318,786 / 4.16%	\$694,769 / 9.08%	\$82,201 / 1.07%	0 / 0%	0 / 0%
551 - DEPARTMENT OF AGRICULTURE - COMMODITY PURCHASING UNADJUSTED GOAL IS 21.1%								
-I	0	0 / 0%	0 / 0%	0 / 0%	0 / 0%	0 / 0%	0 / 0%	0 / 0%
N	0	0 / 0%	0 / 0%	0 / 0%	0 / 0%	0 / 0%	0 / 0%	0 / 0%
S	***	\$936 / 0.38%	0 / 0%	\$294 / 0.12%	\$642 / 0.26%	0 / 0%	0 / 0%	0 / 0%
T	\$4,522,331	\$796,347 / 17.61%	\$31,041 / 0.69%	\$46,038 / 1.02%	\$574,770 / 12.71%	\$141,948 / 3.14%	0 / 0%	\$2,550 / 0.06%
-TC	\$1,023,227	\$2,951 / 0.29%	0 / 0%	0 / 0%	0 / 0%	\$2,951 / 0.29%	0 / 0%	0 / 0%
	\$3,499,104	\$794,331 / 22.70%	\$31,041 / 0.89%	\$46,332 / 1.32%	\$575,411 / 16.44%	\$138,997 / 3.97%	0 / 0%	\$2,550 / 0.07%

*** DOLLARS REPORTED BUT NOT SHOWN IN THESE COLUMNS. T=TREASURY, N=NON-TREASURY, S=SUBCONTRACTOR FUNDS & PROCUREMENT CARD HUB PURCHASES, TC=TERM CONTRACT, I= INTER GOVERNMENTAL PAYMENTS.



TEXAS HISTORICALLY UNDERUTILIZED BUSINESS (HUB) ANNUAL REPORT RECEIVED FOR FISCAL YEAR 2024

SECTION VII - STATE AGENCY EXPENDITURE DATA

RECORD TYPE	TOTAL EXPENDITURE	TOTAL SPENT WITH HUBS AMOUNT / %	BLACK AMOUNT / %	HISPANIC AMOUNT / %	WOMAN AMOUNT / %	ASIAN PACIFIC AMOUNT / %	NATIVE AMERICAN AMOUNT / %	SERVICE-DISABLED VETERAN AMOUNT / %
551 - DEPARTMENT OF AGRICULTURE - Statewide Grand Total Expenditures								
-I	\$101,923	0 / 0%	0 / 0%	0 / 0%	0 / 0%	0 / 0%	0 / 0%	0 / 0%
N	\$-23,323	0 / 0%	0 / 0%	0 / 0%	0 / 0%	0 / 0%	0 / 0%	0 / 0%
S	***	\$55,486 / 2.25%	0 / 0%	\$12,858 / 0.52%	\$42,628 / 1.73%	0 / 0%	0 / 0%	0 / 0%
T	\$12,603,397	\$1,973,354 / 15.66%	\$86,328 / 0.68%	\$386,895 / 3.07%	\$1,248,432 / 9.91%	\$249,149 / 1.98%	0 / 0%	\$2,550 / 0.02%
-TC	\$1,023,940	\$2,951 / 0.29%	0 / 0%	0 / 0%	0 / 0%	\$2,951 / 0.29%	0 / 0%	0 / 0%
	\$11,454,211	\$2,025,889 / 17.69%	\$86,328 / 0.75%	\$399,753 / 3.49%	\$1,291,060 / 11.27%	\$246,198 / 2.15%	0 / 0%	\$2,550 / 0.02%

*** DOLLARS REPORTED BUT NOT SHOWN IN THESE COLUMNS. T=TREASURY, N=NON-TREASURY, S=SUBCONTRACTOR FUNDS & PROCUREMENT CARD HUB PURCHASES, TC=TERM CONTRACT, I= INTER GOVERNMENTAL PAYMENTS.



TEXAS HISTORICALLY UNDERUTILIZED BUSINESS (HUB) ANNUAL REPORT RECEIVED FOR FISCAL YEAR 2024

SECTION VII - STATE AGENCY EXPENDITURE DATA

RECORD TYPE	TOTAL EXPENDITURE	TOTAL SPENT WITH HUBS AMOUNT / %	BLACK AMOUNT / %	HISPANIC AMOUNT / %	WOMAN AMOUNT / %	ASIAN PACIFIC AMOUNT / %	NATIVE AMERICAN AMOUNT / %	SERVICE-DISABLED VETERAN AMOUNT / %
554 - TEXAS ANIMAL HEALTH COMMISSION - HEAVY CONSTRUCTION UNADJUSTED GOAL IS 11.2%								
-I	0	0 / 0%	0 / 0%	0 / 0%	0 / 0%	0 / 0%	0 / 0%	0 / 0%
N	0	0 / 0%	0 / 0%	0 / 0%	0 / 0%	0 / 0%	0 / 0%	0 / 0%
S	***	0 / 0%	0 / 0%	0 / 0%	0 / 0%	0 / 0%	0 / 0%	0 / 0%
T	0	0 / 0%	0 / 0%	0 / 0%	0 / 0%	0 / 0%	0 / 0%	0 / 0%
-TC	0	0 / 0%	0 / 0%	0 / 0%	0 / 0%	0 / 0%	0 / 0%	0 / 0%
	0	0 / 0%	0 / 0%	0 / 0%	0 / 0%	0 / 0%	0 / 0%	0 / 0%
554 - TEXAS ANIMAL HEALTH COMMISSION - BUILDING CONSTRUCTION UNADJUSTED GOAL IS 21.1%								
-I	0	0 / 0%	0 / 0%	0 / 0%	0 / 0%	0 / 0%	0 / 0%	0 / 0%
N	0	0 / 0%	0 / 0%	0 / 0%	0 / 0%	0 / 0%	0 / 0%	0 / 0%
S	***	0 / 0%	0 / 0%	0 / 0%	0 / 0%	0 / 0%	0 / 0%	0 / 0%
T	0	0 / 0%	0 / 0%	0 / 0%	0 / 0%	0 / 0%	0 / 0%	0 / 0%
-TC	0	0 / 0%	0 / 0%	0 / 0%	0 / 0%	0 / 0%	0 / 0%	0 / 0%
	0	0 / 0%	0 / 0%	0 / 0%	0 / 0%	0 / 0%	0 / 0%	0 / 0%
554 - TEXAS ANIMAL HEALTH COMMISSION - SPECIAL TRADE UNADJUSTED GOAL IS 32.9%								
-I	0	0 / 0%	0 / 0%	0 / 0%	0 / 0%	0 / 0%	0 / 0%	0 / 0%
N	0	0 / 0%	0 / 0%	0 / 0%	0 / 0%	0 / 0%	0 / 0%	0 / 0%
S	***	\$615 / 157.69%	0 / 0%	\$615 / 157.69%	0 / 0%	0 / 0%	0 / 0%	0 / 0%
T	\$390	0 / 0%	0 / 0%	0 / 0%	0 / 0%	0 / 0%	0 / 0%	0 / 0%
-TC	0	0 / 0%	0 / 0%	0 / 0%	0 / 0%	0 / 0%	0 / 0%	0 / 0%
	\$390	\$615 / 157.69%	0 / 0%	\$615 / 157.69%	0 / 0%	0 / 0%	0 / 0%	0 / 0%

*** DOLLARS REPORTED BUT NOT SHOWN IN THESE COLUMNS. T=TREASURY, N=NON-TREASURY, S=SUBCONTRACTOR FUNDS & PROCUREMENT CARD HUB PURCHASES, TC=TERM CONTRACT, I= INTER GOVERNMENTAL PAYMENTS.



TEXAS HISTORICALLY UNDERUTILIZED BUSINESS (HUB) ANNUAL REPORT RECEIVED FOR FISCAL YEAR 2024

SECTION VII - STATE AGENCY EXPENDITURE DATA

RECORD TYPE	TOTAL EXPENDITURE	TOTAL SPENT WITH HUBS AMOUNT / %	BLACK AMOUNT / %	HISPANIC AMOUNT / %	WOMAN AMOUNT / %	ASIAN PACIFIC AMOUNT / %	NATIVE AMERICAN AMOUNT / %	SERVICE-DISABLED VETERAN AMOUNT / %
554 - TEXAS ANIMAL HEALTH COMMISSION - PROFESSIONAL SERVICES UNADJUSTED GOAL IS 23.7%								
-I	\$20,021	0 / 0%	0 / 0%	0 / 0%	0 / 0%	0 / 0%	0 / 0%	0 / 0%
N	0	0 / 0%	0 / 0%	0 / 0%	0 / 0%	0 / 0%	0 / 0%	0 / 0%
S	***	0 / 0%	0 / 0%	0 / 0%	0 / 0%	0 / 0%	0 / 0%	0 / 0%
T	\$85,368	\$42,068 / 49.28%	\$42,068 / 49.28%	0 / 0%	0 / 0%	0 / 0%	0 / 0%	0 / 0%
-TC	0	0 / 0%	0 / 0%	0 / 0%	0 / 0%	0 / 0%	0 / 0%	0 / 0%
	\$65,347	\$42,068 / 64.38%	\$42,068 / 64.38%	0 / 0%	0 / 0%	0 / 0%	0 / 0%	0 / 0%
554 - TEXAS ANIMAL HEALTH COMMISSION - OTHER SERVICES UNADJUSTED GOAL IS 26%								
-I	\$313,519	0 / 0%	0 / 0%	0 / 0%	0 / 0%	0 / 0%	0 / 0%	0 / 0%
N	0	0 / 0%	0 / 0%	0 / 0%	0 / 0%	0 / 0%	0 / 0%	0 / 0%
S	***	\$829 / 4.94%	0 / 0%	\$195 / 1.16%	\$634 / 3.78%	0 / 0%	0 / 0%	0 / 0%
T	\$1,930,846	\$119,533 / 6.19%	\$17,383 / 0.90%	\$66,253 / 3.43%	\$3,738 / 0.19%	\$32,160 / 1.67%	0 / 0%	0 / 0%
-TC	\$39,019	0 / 0%	0 / 0%	0 / 0%	0 / 0%	0 / 0%	0 / 0%	0 / 0%
	\$1,578,308	\$120,362 / 7.63%	\$17,383 / 1.10%	\$66,448 / 4.21%	\$4,372 / 0.28%	\$32,160 / 2.04%	0 / 0%	0 / 0%
554 - TEXAS ANIMAL HEALTH COMMISSION - COMMODITY PURCHASING UNADJUSTED GOAL IS 21.1%								
-I	\$18,669	0 / 0%	0 / 0%	0 / 0%	0 / 0%	0 / 0%	0 / 0%	0 / 0%
N	0	0 / 0%	0 / 0%	0 / 0%	0 / 0%	0 / 0%	0 / 0%	0 / 0%
S	***	\$49 / 0.01%	0 / 0%	0 / 0%	\$49 / 0.01%	0 / 0%	0 / 0%	0 / 0%
T	\$3,686,853	\$330,860 / 8.97%	\$35,168 / 0.95%	\$21,728 / 0.59%	\$145,276 / 3.94%	\$95,338 / 2.59%	\$33,350 / 0.90%	0 / 0%
-TC	\$1,840,908	0 / 0%	0 / 0%	0 / 0%	0 / 0%	0 / 0%	0 / 0%	0 / 0%
	\$1,827,275	\$330,909 / 18.11%	\$35,168 / 1.92%	\$21,728 / 1.19%	\$145,325 / 7.95%	\$95,338 / 5.22%	\$33,350 / 1.83%	0 / 0%

*** DOLLARS REPORTED BUT NOT SHOWN IN THESE COLUMNS. T=TREASURY, N=NON-TREASURY, S=SUBCONTRACTOR FUNDS & PROCUREMENT CARD HUB PURCHASES, TC=TERM CONTRACT, I= INTER GOVERNMENTAL PAYMENTS.



TEXAS HISTORICALLY UNDERUTILIZED BUSINESS (HUB) ANNUAL REPORT RECEIVED FOR FISCAL YEAR 2024

SECTION VII - STATE AGENCY EXPENDITURE DATA

RECORD TYPE	TOTAL EXPENDITURE	TOTAL SPENT WITH HUBS AMOUNT / %	BLACK AMOUNT / %	HISPANIC AMOUNT / %	WOMAN AMOUNT / %	ASIAN PACIFIC AMOUNT / %	NATIVE AMERICAN AMOUNT / %	SERVICE-DISABLED VETERAN AMOUNT / %
554 - TEXAS ANIMAL HEALTH COMMISSION - Statewide Grand Total Expenditures								
-I	\$352,209	0 / 0%	0 / 0%	0 / 0%	0 / 0%	0 / 0%	0 / 0%	0 / 0%
N	0	0 / 0%	0 / 0%	0 / 0%	0 / 0%	0 / 0%	0 / 0%	0 / 0%
S	***	\$1,493 / 0.31%	0 / 0%	\$810 / 0.17%	\$683 / 0.14%	0 / 0%	0 / 0%	0 / 0%
T	\$5,703,456	\$492,461 / 8.63%	\$94,618 / 1.66%	\$87,981 / 1.54%	\$149,014 / 2.61%	\$127,498 / 2.24%	\$33,350 / 0.58%	0 / 0%
-TC	\$1,879,927	0 / 0%	0 / 0%	0 / 0%	0 / 0%	0 / 0%	0 / 0%	0 / 0%
	\$3,471,320	\$493,954 / 14.23%	\$94,618 / 2.73%	\$88,791 / 2.56%	\$149,697 / 4.31%	\$127,498 / 3.67%	\$33,350 / 0.96%	0 / 0%

*** DOLLARS REPORTED BUT NOT SHOWN IN THESE COLUMNS. T=TREASURY, N=NON-TREASURY, S=SUBCONTRACTOR FUNDS & PROCUREMENT CARD HUB PURCHASES, TC=TERM CONTRACT, I= INTER GOVERNMENTAL PAYMENTS.



TEXAS HISTORICALLY UNDERUTILIZED BUSINESS (HUB) ANNUAL REPORT RECEIVED FOR FISCAL YEAR 2024

SECTION VII - STATE AGENCY EXPENDITURE DATA

RECORD TYPE	TOTAL EXPENDITURE	TOTAL SPENT WITH HUBS AMOUNT / %	BLACK AMOUNT / %	HISPANIC AMOUNT / %	WOMAN AMOUNT / %	ASIAN PACIFIC AMOUNT / %	NATIVE AMERICAN AMOUNT / %	SERVICE-DISABLED VETERAN AMOUNT / %
555 - TEXAS A&M AGRILIFE EXTENSION SERVICE - HEAVY CONSTRUCTION UNADJUSTED GOAL IS 11.2%								
-I	0	0 / 0%	0 / 0%	0 / 0%	0 / 0%	0 / 0%	0 / 0%	0 / 0%
N	0	0 / 0%	0 / 0%	0 / 0%	0 / 0%	0 / 0%	0 / 0%	0 / 0%
S	***	0 / 0%	0 / 0%	0 / 0%	0 / 0%	0 / 0%	0 / 0%	0 / 0%
T	0	0 / 0%	0 / 0%	0 / 0%	0 / 0%	0 / 0%	0 / 0%	0 / 0%
-TC	0	0 / 0%	0 / 0%	0 / 0%	0 / 0%	0 / 0%	0 / 0%	0 / 0%
	0	0 / 0%	0 / 0%	0 / 0%	0 / 0%	0 / 0%	0 / 0%	0 / 0%

555 - TEXAS A&M AGRILIFE EXTENSION SERVICE - BUILDING CONSTRUCTION UNADJUSTED GOAL IS 21.1%								
-I	0	0 / 0%	0 / 0%	0 / 0%	0 / 0%	0 / 0%	0 / 0%	0 / 0%
N	\$54,250	\$54,250 / 100.00%	0 / 0%	\$54,250 / 100.00%	0 / 0%	0 / 0%	0 / 0%	0 / 0%
S	***	0 / 0%	0 / 0%	0 / 0%	0 / 0%	0 / 0%	0 / 0%	0 / 0%
T	0	0 / 0%	0 / 0%	0 / 0%	0 / 0%	0 / 0%	0 / 0%	0 / 0%
-TC	0	0 / 0%	0 / 0%	0 / 0%	0 / 0%	0 / 0%	0 / 0%	0 / 0%
	\$54,250	\$54,250 / 100.00%	0 / 0%	\$54,250 / 100.00%	0 / 0%	0 / 0%	0 / 0%	0 / 0%

555 - TEXAS A&M AGRILIFE EXTENSION SERVICE - SPECIAL TRADE UNADJUSTED GOAL IS 32.9%								
-I	0	0 / 0%	0 / 0%	0 / 0%	0 / 0%	0 / 0%	0 / 0%	0 / 0%
N	\$747,821	\$329,348 / 44.04%	0 / 0%	\$310,419 / 41.51%	\$3,442 / 0.46%	0 / 0%	\$15,487 / 2.07%	0 / 0%
S	***	0 / 0%	0 / 0%	0 / 0%	0 / 0%	0 / 0%	0 / 0%	0 / 0%
T	0	0 / 0%	0 / 0%	0 / 0%	0 / 0%	0 / 0%	0 / 0%	0 / 0%
-TC	0	0 / 0%	0 / 0%	0 / 0%	0 / 0%	0 / 0%	0 / 0%	0 / 0%
	\$747,821	\$329,348 / 44.04%	0 / 0%	\$310,419 / 41.51%	\$3,442 / 0.46%	0 / 0%	\$15,487 / 2.07%	0 / 0%

*** DOLLARS REPORTED BUT NOT SHOWN IN THESE COLUMNS. T=TREASURY, N=NON-TREASURY, S=SUBCONTRACTOR FUNDS & PROCUREMENT CARD HUB PURCHASES, TC=TERM CONTRACT, I= INTER GOVERNMENTAL PAYMENTS.



TEXAS HISTORICALLY UNDERUTILIZED BUSINESS (HUB) ANNUAL REPORT RECEIVED FOR FISCAL YEAR 2024

SECTION VII - STATE AGENCY EXPENDITURE DATA

RECORD TYPE	TOTAL EXPENDITURE	TOTAL SPENT WITH HUBS AMOUNT / %	BLACK AMOUNT / %	HISPANIC AMOUNT / %	WOMAN AMOUNT / %	ASIAN PACIFIC AMOUNT / %	NATIVE AMERICAN AMOUNT / %	SERVICE-DISABLED VETERAN AMOUNT / %
555 - TEXAS A&M AGRILIFE EXTENSION SERVICE - PROFESSIONAL SERVICES UNADJUSTED GOAL IS 23.7%								
-I	0	0 / 0%	0 / 0%	0 / 0%	0 / 0%	0 / 0%	0 / 0%	0 / 0%
N	\$7,210	0 / 0%	0 / 0%	0 / 0%	0 / 0%	0 / 0%	0 / 0%	0 / 0%
S	***	0 / 0%	0 / 0%	0 / 0%	0 / 0%	0 / 0%	0 / 0%	0 / 0%
T	0	0 / 0%	0 / 0%	0 / 0%	0 / 0%	0 / 0%	0 / 0%	0 / 0%
-TC	0	0 / 0%	0 / 0%	0 / 0%	0 / 0%	0 / 0%	0 / 0%	0 / 0%
	\$7,210	0 / 0%	0 / 0%	0 / 0%	0 / 0%	0 / 0%	0 / 0%	0 / 0%
555 - TEXAS A&M AGRILIFE EXTENSION SERVICE - OTHER SERVICES UNADJUSTED GOAL IS 26%								
-I	0	0 / 0%	0 / 0%	0 / 0%	0 / 0%	0 / 0%	0 / 0%	0 / 0%
N	\$3,706,901	\$188,121 / 5.07%	\$6,567 / 0.18%	\$12,462 / 0.34%	\$50,336 / 1.36%	\$21,152 / 0.57%	0 / 0%	\$97,603 / 2.63%
S	***	\$2,119 / 0.28%	0 / 0%	\$1,838 / 0.24%	\$274 / 0.04%	0 / 0%	0 / 0%	\$7 / 0.00%
T	\$-33,203	\$2,007 / -6.05%	0 / 0%	0 / 0%	\$2,007 / -6.05%	0 / 0%	0 / 0%	0 / 0%
-TC	0	0 / 0%	0 / 0%	0 / 0%	0 / 0%	0 / 0%	0 / 0%	0 / 0%
	\$3,673,698	\$192,247 / 5.23%	\$6,567 / 0.18%	\$14,300 / 0.39%	\$52,618 / 1.43%	\$21,152 / 0.58%	0 / 0%	\$97,610 / 2.66%
555 - TEXAS A&M AGRILIFE EXTENSION SERVICE - COMMODITY PURCHASING UNADJUSTED GOAL IS 21.1%								
-I	0	0 / 0%	0 / 0%	0 / 0%	0 / 0%	0 / 0%	0 / 0%	0 / 0%
N	\$12,036,797	\$3,001,675 / 24.94%	\$499,686 / 4.15%	\$2,027,291 / 16.84%	\$263,714 / 2.19%	\$196,811 / 1.64%	\$54 / 0.00%	\$14,120 / 0.12%
S	***	\$47,166 / 1.09%	0 / 0%	\$7,201 / 0.17%	\$39,676 / 0.92%	\$250 / 0.01%	0 / 0%	\$39 / 0.00%
T	\$-10,875	0 / 0%	0 / 0%	0 / 0%	0 / 0%	0 / 0%	0 / 0%	0 / 0%
-TC	0	0 / 0%	0 / 0%	0 / 0%	0 / 0%	0 / 0%	0 / 0%	0 / 0%
	\$12,025,922	\$3,048,841 / 25.35%	\$499,686 / 4.16%	\$2,034,492 / 16.92%	\$303,391 / 2.52%	\$197,061 / 1.64%	\$54 / 0.00%	\$14,158 / 0.12%

*** DOLLARS REPORTED BUT NOT SHOWN IN THESE COLUMNS. T=TREASURY, N=NON-TREASURY, S=SUBCONTRACTOR FUNDS & PROCUREMENT CARD HUB PURCHASES, TC=TERM CONTRACT, I= INTER GOVERNMENTAL PAYMENTS.



TEXAS HISTORICALLY UNDERUTILIZED BUSINESS (HUB) ANNUAL REPORT RECEIVED FOR FISCAL YEAR 2024

SECTION VII - STATE AGENCY EXPENDITURE DATA

RECORD TYPE	TOTAL EXPENDITURE	TOTAL SPENT WITH HUBS AMOUNT / %	BLACK AMOUNT / %	HISPANIC AMOUNT / %	WOMAN AMOUNT / %	ASIAN PACIFIC AMOUNT / %	NATIVE AMERICAN AMOUNT / %	SERVICE-DISABLED VETERAN AMOUNT / %
555 - TEXAS A&M AGRILIFE EXTENSION SERVICE - Statewide Grand Total Expenditures								
-I	0	0 / 0%	0 / 0%	0 / 0%	0 / 0%	0 / 0%	0 / 0%	0 / 0%
N	\$16,552,978	\$3,573,395 / 21.59%	\$506,253 / 3.06%	\$2,404,423 / 14.53%	\$317,493 / 1.92%	\$217,963 / 1.32%	\$15,541 / 0.09%	\$111,723 / 0.67%
S	***	\$49,285 / 0.97%	0 / 0%	\$9,038 / 0.18%	\$39,951 / 0.79%	\$250 / 0.00%	0 / 0%	\$46 / 0.00%
T	\$-44,078	\$2,007 / -4.55%	0 / 0%	0 / 0%	\$2,007 / -4.55%	0 / 0%	0 / 0%	0 / 0%
-TC	0	0 / 0%	0 / 0%	0 / 0%	0 / 0%	0 / 0%	0 / 0%	0 / 0%
	\$16,508,901	\$3,624,687 / 21.96%	\$506,253 / 3.07%	\$2,413,461 / 14.62%	\$359,450 / 2.18%	\$218,213 / 1.32%	\$15,541 / 0.09%	\$111,768 / 0.68%

*** DOLLARS REPORTED BUT NOT SHOWN IN THESE COLUMNS. T=TREASURY, N=NON-TREASURY, S=SUBCONTRACTOR FUNDS & PROCUREMENT CARD HUB PURCHASES, TC=TERM CONTRACT, I= INTER GOVERNMENTAL PAYMENTS.



TEXAS HISTORICALLY UNDERUTILIZED BUSINESS (HUB) ANNUAL REPORT RECEIVED FOR FISCAL YEAR 2024

SECTION VII - STATE AGENCY EXPENDITURE DATA

RECORD TYPE	TOTAL EXPENDITURE	TOTAL SPENT WITH HUBS AMOUNT / %	BLACK AMOUNT / %	HISPANIC AMOUNT / %	WOMAN AMOUNT / %	ASIAN PACIFIC AMOUNT / %	NATIVE AMERICAN AMOUNT / %	SERVICE-DISABLED VETERAN AMOUNT / %
556 - TEXAS A&M AGRILIFE RESEARCH - HEAVY CONSTRUCTION UNADJUSTED GOAL IS 11.2%								
-I	0	0 / 0%	0 / 0%	0 / 0%	0 / 0%	0 / 0%	0 / 0%	0 / 0%
N	\$3,450	0 / 0%	0 / 0%	0 / 0%	0 / 0%	0 / 0%	0 / 0%	0 / 0%
S	***	0 / 0%	0 / 0%	0 / 0%	0 / 0%	0 / 0%	0 / 0%	0 / 0%
T	0	0 / 0%	0 / 0%	0 / 0%	0 / 0%	0 / 0%	0 / 0%	0 / 0%
-TC	0	0 / 0%	0 / 0%	0 / 0%	0 / 0%	0 / 0%	0 / 0%	0 / 0%
	\$3,450	0 / 0%	0 / 0%	0 / 0%	0 / 0%	0 / 0%	0 / 0%	0 / 0%
556 - TEXAS A&M AGRILIFE RESEARCH - BUILDING CONSTRUCTION UNADJUSTED GOAL IS 21.1%								
-I	0	0 / 0%	0 / 0%	0 / 0%	0 / 0%	0 / 0%	0 / 0%	0 / 0%
N	\$11,590,709	0 / 0%	0 / 0%	0 / 0%	0 / 0%	0 / 0%	0 / 0%	0 / 0%
S	***	\$1,802,019 / 15.67%	0 / 0%	\$576,201 / 5.01%	\$1,225,818 / 10.66%	0 / 0%	0 / 0%	0 / 0%
T	0	0 / 0%	0 / 0%	0 / 0%	0 / 0%	0 / 0%	0 / 0%	0 / 0%
-TC	0	0 / 0%	0 / 0%	0 / 0%	0 / 0%	0 / 0%	0 / 0%	0 / 0%
	\$11,590,709	\$1,802,019 / 15.55%	0 / 0%	\$576,201 / 4.97%	\$1,225,818 / 10.58%	0 / 0%	0 / 0%	0 / 0%
556 - TEXAS A&M AGRILIFE RESEARCH - SPECIAL TRADE UNADJUSTED GOAL IS 32.9%								
-I	0	0 / 0%	0 / 0%	0 / 0%	0 / 0%	0 / 0%	0 / 0%	0 / 0%
N	\$6,858,666	\$2,218,889 / 32.35%	\$184,008 / 2.68%	\$838,485 / 12.23%	\$1,172,353 / 17.09%	0 / 0%	\$24,043 / 0.35%	0 / 0%
S	***	\$880,402 / 14.06%	0 / 0%	\$314,498 / 5.02%	\$565,903 / 9.04%	0 / 0%	0 / 0%	0 / 0%
T	\$-244,785	-\$107,937 / 44.09%	0 / 0%	-\$2,187 / 0.89%	-\$105,750 / 43.20%	0 / 0%	0 / 0%	0 / 0%
-TC	0	0 / 0%	0 / 0%	0 / 0%	0 / 0%	0 / 0%	0 / 0%	0 / 0%
	\$6,613,881	\$2,991,354 / 45.23%	\$184,008 / 2.78%	\$1,150,796 / 17.40%	\$1,632,507 / 24.68%	0 / 0%	\$24,043 / 0.36%	0 / 0%

*** DOLLARS REPORTED BUT NOT SHOWN IN THESE COLUMNS. T=TREASURY, N=NON-TREASURY, S=SUBCONTRACTOR FUNDS & PROCUREMENT CARD HUB PURCHASES, TC=TERM CONTRACT, I= INTER GOVERNMENTAL PAYMENTS.



TEXAS HISTORICALLY UNDERUTILIZED BUSINESS (HUB) ANNUAL REPORT RECEIVED FOR FISCAL YEAR 2024

SECTION VII - STATE AGENCY EXPENDITURE DATA

RECORD TYPE	TOTAL EXPENDITURE	TOTAL SPENT WITH HUBS AMOUNT / %	BLACK AMOUNT / %	HISPANIC AMOUNT / %	WOMAN AMOUNT / %	ASIAN PACIFIC AMOUNT / %	NATIVE AMERICAN AMOUNT / %	SERVICE-DISABLED VETERAN AMOUNT / %
556 - TEXAS A&M AGRILIFE RESEARCH - PROFESSIONAL SERVICES UNADJUSTED GOAL IS 23.7%								
-I	0	0 / 0%	0 / 0%	0 / 0%	0 / 0%	0 / 0%	0 / 0%	0 / 0%
N	\$910,847	\$51,988 / 5.71%	0 / 0%	0 / 0%	\$51,988 / 5.71%	0 / 0%	0 / 0%	0 / 0%
S	***	\$205,065 / 22.85%	0 / 0%	0 / 0%	\$196,943 / 21.95%	0 / 0%	0 / 0%	\$8,122 / 0.91%
T	0	0 / 0%	0 / 0%	0 / 0%	0 / 0%	0 / 0%	0 / 0%	0 / 0%
-TC	0	0 / 0%	0 / 0%	0 / 0%	0 / 0%	0 / 0%	0 / 0%	0 / 0%
	\$910,847	\$257,052 / 28.22%	0 / 0%	0 / 0%	\$248,930 / 27.33%	0 / 0%	0 / 0%	\$8,122 / 0.89%
556 - TEXAS A&M AGRILIFE RESEARCH - OTHER SERVICES UNADJUSTED GOAL IS 26%								
-I	0	0 / 0%	0 / 0%	0 / 0%	0 / 0%	0 / 0%	0 / 0%	0 / 0%
N	\$17,792,523	\$798,802 / 4.49%	\$31,915 / 0.18%	\$345,777 / 1.94%	\$343,266 / 1.93%	\$60,715 / 0.34%	0 / 0%	\$17,128 / 0.10%
S	***	\$47,202 / 0.29%	\$376 / 0.00%	\$28,135 / 0.17%	\$10,287 / 0.06%	\$3,604 / 0.02%	0 / 0%	\$4,800 / 0.03%
T	\$-91,644	0 / 0%	0 / 0%	0 / 0%	0 / 0%	0 / 0%	0 / 0%	0 / 0%
-TC	\$27,239	0 / 0%	0 / 0%	0 / 0%	0 / 0%	0 / 0%	0 / 0%	0 / 0%
	\$17,673,640	\$846,004 / 4.79%	\$32,291 / 0.18%	\$373,913 / 2.12%	\$353,553 / 2.00%	\$64,319 / 0.36%	0 / 0%	\$21,928 / 0.12%
556 - TEXAS A&M AGRILIFE RESEARCH - COMMODITY PURCHASING UNADJUSTED GOAL IS 21.1%								
-I	0	0 / 0%	0 / 0%	0 / 0%	0 / 0%	0 / 0%	0 / 0%	0 / 0%
N	\$44,235,039	\$5,693,677 / 12.87%	\$2,533,034 / 5.73%	\$2,537,426 / 5.74%	\$339,769 / 0.77%	\$268,117 / 0.61%	\$254 / 0.00%	\$15,076 / 0.03%
S	***	\$117,808 / 0.52%	\$12,703 / 0.06%	\$37,714 / 0.17%	\$60,333 / 0.27%	\$3,023 / 0.01%	\$34 / 0.00%	\$4,000 / 0.02%
T	\$-21,448	-\$11,902 / 55.49%	-\$752 / 3.51%	0 / 0%	0 / 0%	-\$11,149 / 51.98%	0 / 0%	0 / 0%
-TC	\$1,634,395	0 / 0%	0 / 0%	0 / 0%	0 / 0%	0 / 0%	0 / 0%	0 / 0%
	\$42,579,195	\$5,799,583 / 13.62%	\$2,544,985 / 5.98%	\$2,575,141 / 6.05%	\$400,102 / 0.94%	\$259,991 / 0.61%	\$289 / 0.00%	\$19,076 / 0.04%

*** DOLLARS REPORTED BUT NOT SHOWN IN THESE COLUMNS. T=TREASURY, N=NON-TREASURY, S=SUBCONTRACTOR FUNDS & PROCUREMENT CARD HUB PURCHASES, TC=TERM CONTRACT, I= INTER GOVERNMENTAL PAYMENTS.



TEXAS HISTORICALLY UNDERUTILIZED BUSINESS (HUB) ANNUAL REPORT RECEIVED FOR FISCAL YEAR 2024

SECTION VII - STATE AGENCY EXPENDITURE DATA

RECORD TYPE	TOTAL EXPENDITURE	TOTAL SPENT WITH HUBS AMOUNT / %	BLACK AMOUNT / %	HISPANIC AMOUNT / %	WOMAN AMOUNT / %	ASIAN PACIFIC AMOUNT / %	NATIVE AMERICAN AMOUNT / %	SERVICE-DISABLED VETERAN AMOUNT / %
556 - TEXAS A&M AGRILIFE RESEARCH - Statewide Grand Total Expenditures								
-I	0	0 / 0%	0 / 0%	0 / 0%	0 / 0%	0 / 0%	0 / 0%	0 / 0%
N	\$81,391,233	\$8,763,356 / 10.77%	\$2,748,957 / 3.38%	\$3,721,688 / 4.57%	\$1,907,376 / 2.34%	\$328,832 / 0.40%	\$24,298 / 0.03%	\$32,204 / 0.04%
S	***	\$3,052,495 / 5.30%	\$13,079 / 0.02%	\$956,549 / 1.66%	\$2,059,284 / 3.57%	\$6,627 / 0.01%	\$34 / 0.00%	\$16,922 / 0.03%
T	\$-357,877	-\$119,839 / 33.49%	-\$752 / 0.21%	-\$2,187 / 0.61%	-\$105,750 / 29.55%	-\$11,149 / 3.12%	0 / 0%	0 / 0%
-TC	\$1,661,634	0 / 0%	0 / 0%	0 / 0%	0 / 0%	0 / 0%	0 / 0%	0 / 0%
	\$79,371,722	\$11,696,012 / 14.74%	\$2,761,284 / 3.48%	\$4,676,050 / 5.89%	\$3,860,910 / 4.86%	\$324,310 / 0.41%	\$24,332 / 0.03%	\$49,126 / 0.06%

*** DOLLARS REPORTED BUT NOT SHOWN IN THESE COLUMNS. T=TREASURY, N=NON-TREASURY, S=SUBCONTRACTOR FUNDS & PROCUREMENT CARD HUB PURCHASES, TC=TERM CONTRACT, I= INTER GOVERNMENTAL PAYMENTS.



TEXAS HISTORICALLY UNDERUTILIZED BUSINESS (HUB) ANNUAL REPORT RECEIVED FOR FISCAL YEAR 2024

SECTION VII - STATE AGENCY EXPENDITURE DATA

RECORD TYPE	TOTAL EXPENDITURE	TOTAL SPENT WITH HUBS AMOUNT / %	BLACK AMOUNT / %	HISPANIC AMOUNT / %	WOMAN AMOUNT / %	ASIAN PACIFIC AMOUNT / %	NATIVE AMERICAN AMOUNT / %	SERVICE-DISABLED VETERAN AMOUNT / %
-------------	-------------------	----------------------------------	------------------	---------------------	------------------	--------------------------	----------------------------	-------------------------------------

557 - TX A&M VETERINARY MED DIAGNOSTIC LAB - HEAVY CONSTRUCTION UNADJUSTED GOAL IS 11.2%

-I	0	0 / 0%	0 / 0%	0 / 0%	0 / 0%	0 / 0%	0 / 0%	0 / 0%
N	0	0 / 0%	0 / 0%	0 / 0%	0 / 0%	0 / 0%	0 / 0%	0 / 0%
S	***	0 / 0%	0 / 0%	0 / 0%	0 / 0%	0 / 0%	0 / 0%	0 / 0%
T	0	0 / 0%	0 / 0%	0 / 0%	0 / 0%	0 / 0%	0 / 0%	0 / 0%
-TC	0	0 / 0%	0 / 0%	0 / 0%	0 / 0%	0 / 0%	0 / 0%	0 / 0%
	0	0 / 0%	0 / 0%	0 / 0%	0 / 0%	0 / 0%	0 / 0%	0 / 0%

557 - TX A&M VETERINARY MED DIAGNOSTIC LAB - BUILDING CONSTRUCTION UNADJUSTED GOAL IS 21.1%

-I	0	0 / 0%	0 / 0%	0 / 0%	0 / 0%	0 / 0%	0 / 0%	0 / 0%
N	0	0 / 0%	0 / 0%	0 / 0%	0 / 0%	0 / 0%	0 / 0%	0 / 0%
S	***	0 / 0%	0 / 0%	0 / 0%	0 / 0%	0 / 0%	0 / 0%	0 / 0%
T	0	0 / 0%	0 / 0%	0 / 0%	0 / 0%	0 / 0%	0 / 0%	0 / 0%
-TC	0	0 / 0%	0 / 0%	0 / 0%	0 / 0%	0 / 0%	0 / 0%	0 / 0%
	0	0 / 0%	0 / 0%	0 / 0%	0 / 0%	0 / 0%	0 / 0%	0 / 0%

557 - TX A&M VETERINARY MED DIAGNOSTIC LAB - SPECIAL TRADE UNADJUSTED GOAL IS 32.9%

-I	0	0 / 0%	0 / 0%	0 / 0%	0 / 0%	0 / 0%	0 / 0%	0 / 0%
N	\$164,466	0 / 0%	0 / 0%	0 / 0%	0 / 0%	0 / 0%	0 / 0%	0 / 0%
S	***	\$102,969 / 64.36%	0 / 0%	\$102,969 / 64.36%	0 / 0%	0 / 0%	0 / 0%	0 / 0%
T	0	0 / 0%	0 / 0%	0 / 0%	0 / 0%	0 / 0%	0 / 0%	0 / 0%
-TC	0	0 / 0%	0 / 0%	0 / 0%	0 / 0%	0 / 0%	0 / 0%	0 / 0%
	\$164,466	\$102,969 / 62.61%	0 / 0%	\$102,969 / 62.61%	0 / 0%	0 / 0%	0 / 0%	0 / 0%

*** DOLLARS REPORTED BUT NOT SHOWN IN THESE COLUMNS. T=TREASURY, N=NON-TREASURY, S=SUBCONTRACTOR FUNDS & PROCUREMENT CARD HUB PURCHASES, TC=TERM CONTRACT, I= INTER GOVERNMENTAL PAYMENTS.



TEXAS HISTORICALLY UNDERUTILIZED BUSINESS (HUB) ANNUAL REPORT RECEIVED FOR FISCAL YEAR 2024

SECTION VII - STATE AGENCY EXPENDITURE DATA

RECORD TYPE	TOTAL EXPENDITURE	TOTAL SPENT WITH HUBS AMOUNT / %	BLACK AMOUNT / %	HISPANIC AMOUNT / %	WOMAN AMOUNT / %	ASIAN PACIFIC AMOUNT / %	NATIVE AMERICAN AMOUNT / %	SERVICE-DISABLED VETERAN AMOUNT / %
-------------	-------------------	----------------------------------	------------------	---------------------	------------------	--------------------------	----------------------------	-------------------------------------

557 - TX A&M VETERINARY MED DIAGNOSTIC LAB - PROFESSIONAL SERVICES UNADJUSTED GOAL IS 23.7%

-I	0	0 / 0%	0 / 0%	0 / 0%	0 / 0%	0 / 0%	0 / 0%	0 / 0%
N	0	0 / 0%	0 / 0%	0 / 0%	0 / 0%	0 / 0%	0 / 0%	0 / 0%
S	***	0 / 0%	0 / 0%	0 / 0%	0 / 0%	0 / 0%	0 / 0%	0 / 0%
T	0	0 / 0%	0 / 0%	0 / 0%	0 / 0%	0 / 0%	0 / 0%	0 / 0%
-TC	0	0 / 0%	0 / 0%	0 / 0%	0 / 0%	0 / 0%	0 / 0%	0 / 0%
	0	0 / 0%	0 / 0%	0 / 0%	0 / 0%	0 / 0%	0 / 0%	0 / 0%

557 - TX A&M VETERINARY MED DIAGNOSTIC LAB - OTHER SERVICES UNADJUSTED GOAL IS 26%

-I	0	0 / 0%	0 / 0%	0 / 0%	0 / 0%	0 / 0%	0 / 0%	0 / 0%
N	\$1,522,416	\$26,146 / 1.72%	\$10,929 / 0.72%	\$7,518 / 0.49%	\$6,114 / 0.40%	\$1,585 / 0.10%	0 / 0%	0 / 0%
S	***	\$345 / 0.20%	0 / 0%	0 / 0%	\$345 / 0.20%	0 / 0%	0 / 0%	0 / 0%
T	\$8,950	\$5,450 / 60.89%	\$5,450 / 60.89%	0 / 0%	0 / 0%	0 / 0%	0 / 0%	0 / 0%
-TC	0	0 / 0%	0 / 0%	0 / 0%	0 / 0%	0 / 0%	0 / 0%	0 / 0%
	\$1,531,366	\$31,941 / 2.09%	\$16,379 / 1.07%	\$7,518 / 0.49%	\$6,459 / 0.42%	\$1,585 / 0.10%	0 / 0%	0 / 0%

557 - TX A&M VETERINARY MED DIAGNOSTIC LAB - COMMODITY PURCHASING UNADJUSTED GOAL IS 21.1%

-I	0	0 / 0%	0 / 0%	0 / 0%	0 / 0%	0 / 0%	0 / 0%	0 / 0%
N	\$7,113,580	\$2,703,707 / 38.01%	\$1,780,000 / 25.02%	\$887,624 / 12.48%	\$24,807 / 0.35%	\$11,275 / 0.16%	0 / 0%	0 / 0%
S	***	\$2,536 / 0.06%	0 / 0%	0 / 0%	\$2,536 / 0.06%	0 / 0%	0 / 0%	0 / 0%
T	\$-22,363	-\$5,450 / 24.37%	-\$5,450 / 24.37%	0 / 0%	0 / 0%	0 / 0%	0 / 0%	0 / 0%
-TC	0	0 / 0%	0 / 0%	0 / 0%	0 / 0%	0 / 0%	0 / 0%	0 / 0%
	\$7,091,217	\$2,700,793 / 38.09%	\$1,774,550 / 25.02%	\$887,624 / 12.52%	\$27,344 / 0.39%	\$11,275 / 0.16%	0 / 0%	0 / 0%

*** DOLLARS REPORTED BUT NOT SHOWN IN THESE COLUMNS. T=TREASURY, N=NON-TREASURY, S=SUBCONTRACTOR FUNDS & PROCUREMENT CARD HUB PURCHASES, TC=TERM CONTRACT, I= INTER GOVERNMENTAL PAYMENTS.



TEXAS HISTORICALLY UNDERUTILIZED BUSINESS (HUB) ANNUAL REPORT RECEIVED FOR FISCAL YEAR 2024

SECTION VII - STATE AGENCY EXPENDITURE DATA

RECORD TYPE	TOTAL EXPENDITURE	TOTAL SPENT WITH HUBS AMOUNT / %	BLACK AMOUNT / %	HISPANIC AMOUNT / %	WOMAN AMOUNT / %	ASIAN PACIFIC AMOUNT / %	NATIVE AMERICAN AMOUNT / %	SERVICE-DISABLED VETERAN AMOUNT / %
557 - TX A&M VETERINARY MED DIAGNOSTIC LAB - Statewide Grand Total Expenditures								
-I	0	0 / 0%	0 / 0%	0 / 0%	0 / 0%	0 / 0%	0 / 0%	0 / 0%
N	\$8,800,462	\$2,729,852 / 31.02%	\$1,790,929 / 20.35%	\$895,142 / 10.17%	\$30,922 / 0.35%	\$12,859 / 0.15%	0 / 0%	0 / 0%
S	***	\$105,850 / 2.34%	0 / 0%	\$102,969 / 2.27%	\$2,881 / 0.06%	0 / 0%	0 / 0%	0 / 0%
T	\$-13,413	0 / 0%	0 / 0%	0 / 0%	0 / 0%	0 / 0%	0 / 0%	0 / 0%
-TC	0	0 / 0%	0 / 0%	0 / 0%	0 / 0%	0 / 0%	0 / 0%	0 / 0%
	\$8,787,049	\$2,835,703 / 32.27%	\$1,790,929 / 20.38%	\$998,111 / 11.36%	\$33,803 / 0.38%	\$12,859 / 0.15%	0 / 0%	0 / 0%

*** DOLLARS REPORTED BUT NOT SHOWN IN THESE COLUMNS. T=TREASURY, N=NON-TREASURY, S=SUBCONTRACTOR FUNDS & PROCUREMENT CARD HUB PURCHASES, TC=TERM CONTRACT, I= INTER GOVERNMENTAL PAYMENTS.



TEXAS HISTORICALLY UNDERUTILIZED BUSINESS (HUB) ANNUAL REPORT RECEIVED FOR FISCAL YEAR 2024

SECTION VII - STATE AGENCY EXPENDITURE DATA

RECORD TYPE	TOTAL EXPENDITURE	TOTAL SPENT WITH HUBS AMOUNT / %	BLACK AMOUNT / %	HISPANIC AMOUNT / %	WOMAN AMOUNT / %	ASIAN PACIFIC AMOUNT / %	NATIVE AMERICAN AMOUNT / %	SERVICE-DISABLED VETERAN AMOUNT / %
575 - TEXAS DIVISION OF EMERGENCY MANAGEME - HEAVY CONSTRUCTION UNADJUSTED GOAL IS 11.2%								
-I	0	0 / 0%	0 / 0%	0 / 0%	0 / 0%	0 / 0%	0 / 0%	0 / 0%
N	0	0 / 0%	0 / 0%	0 / 0%	0 / 0%	0 / 0%	0 / 0%	0 / 0%
S	***	0 / 0%	0 / 0%	0 / 0%	0 / 0%	0 / 0%	0 / 0%	0 / 0%
T	0	0 / 0%	0 / 0%	0 / 0%	0 / 0%	0 / 0%	0 / 0%	0 / 0%
-TC	0	0 / 0%	0 / 0%	0 / 0%	0 / 0%	0 / 0%	0 / 0%	0 / 0%
	0	0 / 0%	0 / 0%	0 / 0%	0 / 0%	0 / 0%	0 / 0%	0 / 0%

575 - TEXAS DIVISION OF EMERGENCY MANAGEME - BUILDING CONSTRUCTION UNADJUSTED GOAL IS 21.1%								
-I	0	0 / 0%	0 / 0%	0 / 0%	0 / 0%	0 / 0%	0 / 0%	0 / 0%
N	\$668,650	0 / 0%	0 / 0%	0 / 0%	0 / 0%	0 / 0%	0 / 0%	0 / 0%
S	***	\$3,044,556 / 8.41%	\$67,596 / 0.19%	\$1,787,966 / 4.94%	\$1,188,994 / 3.28%	0 / 0%	0 / 0%	0 / 0%
T	\$35,546,542	\$276,780 / 0.78%	0 / 0%	0 / 0%	0 / 0%	\$276,780 / 0.78%	0 / 0%	0 / 0%
-TC	0	0 / 0%	0 / 0%	0 / 0%	0 / 0%	0 / 0%	0 / 0%	0 / 0%
	\$36,215,192	\$3,321,335 / 9.17%	\$67,596 / 0.19%	\$1,787,966 / 4.94%	\$1,188,994 / 3.28%	\$276,780 / 0.76%	0 / 0%	0 / 0%

575 - TEXAS DIVISION OF EMERGENCY MANAGEME - SPECIAL TRADE UNADJUSTED GOAL IS 32.9%								
-I	0	0 / 0%	0 / 0%	0 / 0%	0 / 0%	0 / 0%	0 / 0%	0 / 0%
N	0	0 / 0%	0 / 0%	0 / 0%	0 / 0%	0 / 0%	0 / 0%	0 / 0%
S	***	\$37,650 / 15.30%	0 / 0%	\$37,650 / 15.30%	0 / 0%	0 / 0%	0 / 0%	0 / 0%
T	\$329,612	0 / 0%	0 / 0%	0 / 0%	0 / 0%	0 / 0%	0 / 0%	0 / 0%
-TC	0	0 / 0%	0 / 0%	0 / 0%	0 / 0%	0 / 0%	0 / 0%	0 / 0%
	\$329,612	\$37,650 / 11.42%	0 / 0%	\$37,650 / 11.42%	0 / 0%	0 / 0%	0 / 0%	0 / 0%

*** DOLLARS REPORTED BUT NOT SHOWN IN THESE COLUMNS. T=TREASURY, N=NON-TREASURY, S=SUBCONTRACTOR FUNDS & PROCUREMENT CARD HUB PURCHASES, TC=TERM CONTRACT, I= INTER GOVERNMENTAL PAYMENTS.



TEXAS HISTORICALLY UNDERUTILIZED BUSINESS (HUB) ANNUAL REPORT RECEIVED FOR FISCAL YEAR 2024

SECTION VII - STATE AGENCY EXPENDITURE DATA

RECORD TYPE	TOTAL EXPENDITURE	TOTAL SPENT WITH HUBS AMOUNT / %	BLACK AMOUNT / %	HISPANIC AMOUNT / %	WOMAN AMOUNT / %	ASIAN PACIFIC AMOUNT / %	NATIVE AMERICAN AMOUNT / %	SERVICE-DISABLED VETERAN AMOUNT / %
575 - TEXAS DIVISION OF EMERGENCY MANAGEME - PROFESSIONAL SERVICES UNADJUSTED GOAL IS 23.7%								
-I	0	0 / 0%	0 / 0%	0 / 0%	0 / 0%	0 / 0%	0 / 0%	0 / 0%
N	\$1,039,730	0 / 0%	0 / 0%	0 / 0%	0 / 0%	0 / 0%	0 / 0%	0 / 0%
S	***	\$10,571,489 / 21.45%	0 / 0%	\$7,382,353 / 14.98%	\$1,365,000 / 2.77%	0 / 0%	0 / 0%	\$1,824,136 / 3.70%
T	\$48,248,180	0 / 0%	0 / 0%	0 / 0%	0 / 0%	0 / 0%	0 / 0%	0 / 0%
-TC	0	0 / 0%	0 / 0%	0 / 0%	0 / 0%	0 / 0%	0 / 0%	0 / 0%
	\$49,287,910	\$10,571,489 / 21.45%	0 / 0%	\$7,382,353 / 14.98%	\$1,365,000 / 2.77%	0 / 0%	0 / 0%	\$1,824,136 / 3.70%

575 - TEXAS DIVISION OF EMERGENCY MANAGEME - OTHER SERVICES UNADJUSTED GOAL IS 26%								
-I	\$10,244,566	0 / 0%	0 / 0%	0 / 0%	0 / 0%	0 / 0%	0 / 0%	0 / 0%
N	\$14,730,053	\$1,203 / 0.01%	0 / 0%	0 / 0%	\$1,203 / 0.01%	0 / 0%	0 / 0%	0 / 0%
S	***	\$19,522 / 15.72%	0 / 0%	\$14,047 / 11.31%	\$5,476 / 4.41%	0 / 0%	0 / 0%	0 / 0%
T	\$141,971,683	\$1,213,052 / 0.85%	\$1,043 / 0.00%	\$1,165,275 / 0.82%	\$45,761 / 0.03%	\$972 / 0.00%	0 / 0%	0 / 0%
-TC	\$264,835	0 / 0%	0 / 0%	0 / 0%	0 / 0%	0 / 0%	0 / 0%	0 / 0%
	\$146,192,334	\$1,233,777 / 0.84%	\$1,043 / 0.00%	\$1,179,322 / 0.81%	\$52,440 / 0.04%	\$972 / 0.00%	0 / 0%	0 / 0%

575 - TEXAS DIVISION OF EMERGENCY MANAGEME - COMMODITY PURCHASING UNADJUSTED GOAL IS 21.1%								
-I	\$168,250,021	0 / 0%	0 / 0%	0 / 0%	0 / 0%	0 / 0%	0 / 0%	0 / 0%
N	\$-2,356,788	\$112,884 / -4.79%	\$82 / 0.00%	0 / 0%	\$112,802 / -4.79%	0 / 0%	0 / 0%	0 / 0%
S	***	\$27,491 / 0.57%	0 / 0%	\$2,273 / 0.05%	\$25,218 / 0.52%	0 / 0%	0 / 0%	0 / 0%
T	\$196,459,669	\$1,893,649 / 0.96%	\$699,779 / 0.36%	\$627,023 / 0.32%	\$525,035 / 0.27%	\$41,812 / 0.02%	0 / 0%	0 / 0%
-TC	0	0 / 0%	0 / 0%	0 / 0%	0 / 0%	0 / 0%	0 / 0%	0 / 0%
	\$25,852,860	\$2,034,024 / 7.87%	\$699,861 / 2.71%	\$629,296 / 2.43%	\$663,055 / 2.56%	\$41,812 / 0.16%	0 / 0%	0 / 0%

*** DOLLARS REPORTED BUT NOT SHOWN IN THESE COLUMNS. T=TREASURY, N=NON-TREASURY, S=SUBCONTRACTOR FUNDS & PROCUREMENT CARD HUB PURCHASES, TC=TERM CONTRACT, I= INTER GOVERNMENTAL PAYMENTS.



TEXAS HISTORICALLY UNDERUTILIZED BUSINESS (HUB) ANNUAL REPORT RECEIVED FOR FISCAL YEAR 2024

SECTION VII - STATE AGENCY EXPENDITURE DATA

RECORD TYPE	TOTAL EXPENDITURE	TOTAL SPENT WITH HUBS AMOUNT / %	BLACK AMOUNT / %	HISPANIC AMOUNT / %	WOMAN AMOUNT / %	ASIAN PACIFIC AMOUNT / %	NATIVE AMERICAN AMOUNT / %	SERVICE-DISABLED VETERAN AMOUNT / %
575 - TEXAS DIVISION OF EMERGENCY MANAGEME - Statewide Grand Total Expenditures								
-I	\$178,494,587	0 / 0%	0 / 0%	0 / 0%	0 / 0%	0 / 0%	0 / 0%	0 / 0%
N	\$14,081,645	\$114,087 / 0.81%	\$82 / 0.00%	0 / 0%	\$114,005 / 0.81%	0 / 0%	0 / 0%	0 / 0%
S	***	\$13,700,707 / 15.10%	\$67,596 / 0.07%	\$9,224,288 / 10.17%	\$2,584,688 / 2.85%	0 / 0%	0 / 0%	\$1,824,136 / 2.01%
T	\$422,555,685	\$3,383,480 / 0.80%	\$700,822 / 0.17%	\$1,792,298 / 0.42%	\$570,796 / 0.14%	\$319,564 / 0.08%	0 / 0%	0 / 0%
-TC	\$264,835	0 / 0%	0 / 0%	0 / 0%	0 / 0%	0 / 0%	0 / 0%	0 / 0%
	\$257,877,908	\$17,198,274 / 6.67%	\$768,500 / 0.30%	\$11,016,586 / 4.27%	\$3,269,489 / 1.27%	\$319,564 / 0.12%	0 / 0%	\$1,824,136 / 0.71%

*** DOLLARS REPORTED BUT NOT SHOWN IN THESE COLUMNS. T=TREASURY, N=NON-TREASURY, S=SUBCONTRACTOR FUNDS & PROCUREMENT CARD HUB PURCHASES, TC=TERM CONTRACT, I= INTER GOVERNMENTAL PAYMENTS.



TEXAS HISTORICALLY UNDERUTILIZED BUSINESS (HUB) ANNUAL REPORT RECEIVED FOR FISCAL YEAR 2024

SECTION VII - STATE AGENCY EXPENDITURE DATA

RECORD TYPE	TOTAL EXPENDITURE	TOTAL SPENT WITH HUBS AMOUNT / %	BLACK AMOUNT / %	HISPANIC AMOUNT / %	WOMAN AMOUNT / %	ASIAN PACIFIC AMOUNT / %	NATIVE AMERICAN AMOUNT / %	SERVICE-DISABLED VETERAN AMOUNT / %
576 - TEXAS A&M FOREST SERVICE - HEAVY CONSTRUCTION UNADJUSTED GOAL IS 11.2%								
-I	0	0 / 0%	0 / 0%	0 / 0%	0 / 0%	0 / 0%	0 / 0%	0 / 0%
N	\$2,475	0 / 0%	0 / 0%	0 / 0%	0 / 0%	0 / 0%	0 / 0%	0 / 0%
S	***	0 / 0%	0 / 0%	0 / 0%	0 / 0%	0 / 0%	0 / 0%	0 / 0%
T	\$680	0 / 0%	0 / 0%	0 / 0%	0 / 0%	0 / 0%	0 / 0%	0 / 0%
-TC	0	0 / 0%	0 / 0%	0 / 0%	0 / 0%	0 / 0%	0 / 0%	0 / 0%
	\$3,155	0 / 0%	0 / 0%	0 / 0%	0 / 0%	0 / 0%	0 / 0%	0 / 0%
576 - TEXAS A&M FOREST SERVICE - BUILDING CONSTRUCTION UNADJUSTED GOAL IS 21.1%								
-I	0	0 / 0%	0 / 0%	0 / 0%	0 / 0%	0 / 0%	0 / 0%	0 / 0%
N	\$2,081,063	0 / 0%	0 / 0%	0 / 0%	0 / 0%	0 / 0%	0 / 0%	0 / 0%
S	***	\$434,925 / 20.90%	\$58,325 / 2.80%	0 / 0%	\$376,600 / 18.10%	0 / 0%	0 / 0%	0 / 0%
T	0	0 / 0%	0 / 0%	0 / 0%	0 / 0%	0 / 0%	0 / 0%	0 / 0%
-TC	0	0 / 0%	0 / 0%	0 / 0%	0 / 0%	0 / 0%	0 / 0%	0 / 0%
	\$2,081,063	\$434,925 / 20.90%	\$58,325 / 2.80%	0 / 0%	\$376,600 / 18.10%	0 / 0%	0 / 0%	0 / 0%
576 - TEXAS A&M FOREST SERVICE - SPECIAL TRADE UNADJUSTED GOAL IS 32.9%								
-I	0	0 / 0%	0 / 0%	0 / 0%	0 / 0%	0 / 0%	0 / 0%	0 / 0%
N	\$897,593	\$32,917 / 3.67%	0 / 0%	0 / 0%	\$32,917 / 3.67%	0 / 0%	0 / 0%	0 / 0%
S	***	0 / 0%	0 / 0%	0 / 0%	0 / 0%	0 / 0%	0 / 0%	0 / 0%
T	\$151,168	\$661 / 0.44%	0 / 0%	0 / 0%	\$400 / 0.26%	0 / 0%	0 / 0%	\$261 / 0.17%
-TC	0	0 / 0%	0 / 0%	0 / 0%	0 / 0%	0 / 0%	0 / 0%	0 / 0%
	\$1,048,761	\$33,578 / 3.20%	0 / 0%	0 / 0%	\$33,317 / 3.18%	0 / 0%	0 / 0%	\$261 / 0.02%

*** DOLLARS REPORTED BUT NOT SHOWN IN THESE COLUMNS. T=TREASURY, N=NON-TREASURY, S=SUBCONTRACTOR FUNDS & PROCUREMENT CARD HUB PURCHASES, TC=TERM CONTRACT, I= INTER GOVERNMENTAL PAYMENTS.



TEXAS HISTORICALLY UNDERUTILIZED BUSINESS (HUB) ANNUAL REPORT RECEIVED FOR FISCAL YEAR 2024

SECTION VII - STATE AGENCY EXPENDITURE DATA

RECORD TYPE	TOTAL EXPENDITURE	TOTAL SPENT WITH HUBS AMOUNT / %	BLACK AMOUNT / %	HISPANIC AMOUNT / %	WOMAN AMOUNT / %	ASIAN PACIFIC AMOUNT / %	NATIVE AMERICAN AMOUNT / %	SERVICE-DISABLED VETERAN AMOUNT / %
576 - TEXAS A&M FOREST SERVICE - PROFESSIONAL SERVICES UNADJUSTED GOAL IS 23.7%								
-I	0	0 / 0%	0 / 0%	0 / 0%	0 / 0%	0 / 0%	0 / 0%	0 / 0%
N	\$3,285	0 / 0%	0 / 0%	0 / 0%	0 / 0%	0 / 0%	0 / 0%	0 / 0%
S	***	0 / 0%	0 / 0%	0 / 0%	0 / 0%	0 / 0%	0 / 0%	0 / 0%
T	0	0 / 0%	0 / 0%	0 / 0%	0 / 0%	0 / 0%	0 / 0%	0 / 0%
-TC	0	0 / 0%	0 / 0%	0 / 0%	0 / 0%	0 / 0%	0 / 0%	0 / 0%
	\$3,285	0 / 0%	0 / 0%	0 / 0%	0 / 0%	0 / 0%	0 / 0%	0 / 0%

576 - TEXAS A&M FOREST SERVICE - OTHER SERVICES UNADJUSTED GOAL IS 26%								
-I	\$97,356	0 / 0%	0 / 0%	0 / 0%	0 / 0%	0 / 0%	0 / 0%	0 / 0%
N	\$2,157,490	\$72,346 / 3.35%	\$20,162 / 0.93%	\$40,832 / 1.89%	-\$4,606 / -0.21%	\$15,136 / 0.70%	0 / 0%	\$822 / 0.04%
S	***	0 / 0%	0 / 0%	0 / 0%	0 / 0%	0 / 0%	0 / 0%	0 / 0%
T	\$1,388,465	\$60,838 / 4.38%	\$7,050 / 0.51%	\$4,080 / 0.29%	\$48,550 / 3.50%	\$1,158 / 0.08%	0 / 0%	0 / 0%
-TC	\$27,765	0 / 0%	0 / 0%	0 / 0%	0 / 0%	0 / 0%	0 / 0%	0 / 0%
	\$3,420,836	\$133,184 / 3.89%	\$27,212 / 0.80%	\$44,912 / 1.31%	\$43,944 / 1.28%	\$16,294 / 0.48%	0 / 0%	\$822 / 0.02%

576 - TEXAS A&M FOREST SERVICE - COMMODITY PURCHASING UNADJUSTED GOAL IS 21.1%								
-I	\$4,585	0 / 0%	0 / 0%	0 / 0%	0 / 0%	0 / 0%	0 / 0%	0 / 0%
N	\$2,950,349	\$569,762 / 19.31%	\$341,052 / 11.56%	\$11,733 / 0.40%	\$210,806 / 7.15%	\$3,956 / 0.13%	\$1,750 / 0.06%	\$465 / 0.02%
S	***	0 / 0%	0 / 0%	0 / 0%	0 / 0%	0 / 0%	0 / 0%	0 / 0%
T	\$4,868,179	\$387,276 / 7.96%	\$54,940 / 1.13%	\$9,267 / 0.19%	\$312,304 / 6.42%	\$10,765 / 0.22%	0 / 0%	0 / 0%
-TC	\$3,250,651	0 / 0%	0 / 0%	0 / 0%	0 / 0%	0 / 0%	0 / 0%	0 / 0%
	\$4,563,293	\$957,038 / 20.97%	\$395,992 / 8.68%	\$20,999 / 0.46%	\$523,111 / 11.46%	\$14,721 / 0.32%	\$1,750 / 0.04%	\$465 / 0.01%

*** DOLLARS REPORTED BUT NOT SHOWN IN THESE COLUMNS. T=TREASURY, N=NON-TREASURY, S=SUBCONTRACTOR FUNDS & PROCUREMENT CARD HUB PURCHASES, TC=TERM CONTRACT, I= INTER GOVERNMENTAL PAYMENTS.



TEXAS HISTORICALLY UNDERUTILIZED BUSINESS (HUB) ANNUAL REPORT RECEIVED FOR FISCAL YEAR 2024

SECTION VII - STATE AGENCY EXPENDITURE DATA

RECORD TYPE	TOTAL EXPENDITURE	TOTAL SPENT WITH HUBS AMOUNT / %	BLACK AMOUNT / %	HISPANIC AMOUNT / %	WOMAN AMOUNT / %	ASIAN PACIFIC AMOUNT / %	NATIVE AMERICAN AMOUNT / %	SERVICE-DISABLED VETERAN AMOUNT / %
576 - TEXAS A&M FOREST SERVICE - Statewide Grand Total Expenditures								
-I	\$101,941	0 / 0%	0 / 0%	0 / 0%	0 / 0%	0 / 0%	0 / 0%	0 / 0%
N	\$8,092,257	\$675,025 / 8.34%	\$361,214 / 4.46%	\$52,565 / 0.65%	\$239,117 / 2.95%	\$19,092 / 0.24%	\$1,750 / 0.02%	\$1,287 / 0.02%
S	***	\$434,925 / 20.90%	\$58,325 / 2.80%	0 / 0%	\$376,600 / 18.10%	0 / 0%	0 / 0%	0 / 0%
T	\$6,408,492	\$448,775 / 7.00%	\$61,990 / 0.97%	\$13,347 / 0.21%	\$361,254 / 5.64%	\$11,924 / 0.19%	0 / 0%	\$261 / 0.00%
-TC	\$3,278,415	0 / 0%	0 / 0%	0 / 0%	0 / 0%	0 / 0%	0 / 0%	0 / 0%
	\$11,120,392	\$1,558,726 / 14.02%	\$481,529 / 4.33%	\$65,912 / 0.59%	\$976,971 / 8.79%	\$31,015 / 0.28%	\$1,750 / 0.02%	\$1,548 / 0.01%

*** DOLLARS REPORTED BUT NOT SHOWN IN THESE COLUMNS. T=TREASURY, N=NON-TREASURY, S=SUBCONTRACTOR FUNDS & PROCUREMENT CARD HUB PURCHASES, TC=TERM CONTRACT, I= INTER GOVERNMENTAL PAYMENTS.



TEXAS HISTORICALLY UNDERUTILIZED BUSINESS (HUB) ANNUAL REPORT RECEIVED FOR FISCAL YEAR 2024

SECTION VII - STATE AGENCY EXPENDITURE DATA

RECORD TYPE	TOTAL EXPENDITURE	TOTAL SPENT WITH HUBS AMOUNT / %	BLACK AMOUNT / %	HISPANIC AMOUNT / %	WOMAN AMOUNT / %	ASIAN PACIFIC AMOUNT / %	NATIVE AMERICAN AMOUNT / %	SERVICE-DISABLED VETERAN AMOUNT / %
578 - BOARD OF VETERINARY MED EXAMINERS - HEAVY CONSTRUCTION UNADJUSTED GOAL IS 11.2%								
-I	0	0 / 0%	0 / 0%	0 / 0%	0 / 0%	0 / 0%	0 / 0%	0 / 0%
N	0	0 / 0%	0 / 0%	0 / 0%	0 / 0%	0 / 0%	0 / 0%	0 / 0%
S	***	0 / 0%	0 / 0%	0 / 0%	0 / 0%	0 / 0%	0 / 0%	0 / 0%
T	0	0 / 0%	0 / 0%	0 / 0%	0 / 0%	0 / 0%	0 / 0%	0 / 0%
-TC	0	0 / 0%	0 / 0%	0 / 0%	0 / 0%	0 / 0%	0 / 0%	0 / 0%
	0	0 / 0%	0 / 0%	0 / 0%	0 / 0%	0 / 0%	0 / 0%	0 / 0%

578 - BOARD OF VETERINARY MED EXAMINERS - BUILDING CONSTRUCTION UNADJUSTED GOAL IS 21.1%								
-I	0	0 / 0%	0 / 0%	0 / 0%	0 / 0%	0 / 0%	0 / 0%	0 / 0%
N	0	0 / 0%	0 / 0%	0 / 0%	0 / 0%	0 / 0%	0 / 0%	0 / 0%
S	***	0 / 0%	0 / 0%	0 / 0%	0 / 0%	0 / 0%	0 / 0%	0 / 0%
T	0	0 / 0%	0 / 0%	0 / 0%	0 / 0%	0 / 0%	0 / 0%	0 / 0%
-TC	0	0 / 0%	0 / 0%	0 / 0%	0 / 0%	0 / 0%	0 / 0%	0 / 0%
	0	0 / 0%	0 / 0%	0 / 0%	0 / 0%	0 / 0%	0 / 0%	0 / 0%

578 - BOARD OF VETERINARY MED EXAMINERS - SPECIAL TRADE UNADJUSTED GOAL IS 32.9%								
-I	0	0 / 0%	0 / 0%	0 / 0%	0 / 0%	0 / 0%	0 / 0%	0 / 0%
N	0	0 / 0%	0 / 0%	0 / 0%	0 / 0%	0 / 0%	0 / 0%	0 / 0%
S	***	0 / 0%	0 / 0%	0 / 0%	0 / 0%	0 / 0%	0 / 0%	0 / 0%
T	0	0 / 0%	0 / 0%	0 / 0%	0 / 0%	0 / 0%	0 / 0%	0 / 0%
-TC	0	0 / 0%	0 / 0%	0 / 0%	0 / 0%	0 / 0%	0 / 0%	0 / 0%
	0	0 / 0%	0 / 0%	0 / 0%	0 / 0%	0 / 0%	0 / 0%	0 / 0%

*** DOLLARS REPORTED BUT NOT SHOWN IN THESE COLUMNS. T=TREASURY, N=NON-TREASURY, S=SUBCONTRACTOR FUNDS & PROCUREMENT CARD HUB PURCHASES, TC=TERM CONTRACT, I= INTER GOVERNMENTAL PAYMENTS.



TEXAS HISTORICALLY UNDERUTILIZED BUSINESS (HUB) ANNUAL REPORT RECEIVED FOR FISCAL YEAR 2024

SECTION VII - STATE AGENCY EXPENDITURE DATA

RECORD TYPE	TOTAL EXPENDITURE	TOTAL SPENT WITH HUBS AMOUNT / %	BLACK AMOUNT / %	HISPANIC AMOUNT / %	WOMAN AMOUNT / %	ASIAN PACIFIC AMOUNT / %	NATIVE AMERICAN AMOUNT / %	SERVICE-DISABLED VETERAN AMOUNT / %
578 - BOARD OF VETERINARY MED EXAMINERS - PROFESSIONAL SERVICES UNADJUSTED GOAL IS 23.7%								
-I	0	0 / 0%	0 / 0%	0 / 0%	0 / 0%	0 / 0%	0 / 0%	0 / 0%
N	0	0 / 0%	0 / 0%	0 / 0%	0 / 0%	0 / 0%	0 / 0%	0 / 0%
S	***	0 / 0%	0 / 0%	0 / 0%	0 / 0%	0 / 0%	0 / 0%	0 / 0%
T	\$8,460	\$8,460 / 100.00%	0 / 0%	0 / 0%	\$8,460 / 100.00%	0 / 0%	0 / 0%	0 / 0%
-TC	0	0 / 0%	0 / 0%	0 / 0%	0 / 0%	0 / 0%	0 / 0%	0 / 0%
	\$8,460	\$8,460 / 100.00%	0 / 0%	0 / 0%	\$8,460 / 100.00%	0 / 0%	0 / 0%	0 / 0%

578 - BOARD OF VETERINARY MED EXAMINERS - OTHER SERVICES UNADJUSTED GOAL IS 26%								
-I	0	0 / 0%	0 / 0%	0 / 0%	0 / 0%	0 / 0%	0 / 0%	0 / 0%
N	0	0 / 0%	0 / 0%	0 / 0%	0 / 0%	0 / 0%	0 / 0%	0 / 0%
S	***	0 / 0%	0 / 0%	0 / 0%	0 / 0%	0 / 0%	0 / 0%	0 / 0%
T	\$140,097	\$44,136 / 31.50%	0 / 0%	0 / 0%	\$46 / 0.03%	\$44,090 / 31.47%	0 / 0%	0 / 0%
-TC	\$639	0 / 0%	0 / 0%	0 / 0%	0 / 0%	0 / 0%	0 / 0%	0 / 0%
	\$139,458	\$44,136 / 31.65%	0 / 0%	0 / 0%	\$46 / 0.03%	\$44,090 / 31.62%	0 / 0%	0 / 0%

578 - BOARD OF VETERINARY MED EXAMINERS - COMMODITY PURCHASING UNADJUSTED GOAL IS 21.1%								
-I	0	0 / 0%	0 / 0%	0 / 0%	0 / 0%	0 / 0%	0 / 0%	0 / 0%
N	0	0 / 0%	0 / 0%	0 / 0%	0 / 0%	0 / 0%	0 / 0%	0 / 0%
S	***	0 / 0%	0 / 0%	0 / 0%	0 / 0%	0 / 0%	0 / 0%	0 / 0%
T	\$61,076	\$37,953 / 62.14%	0 / 0%	0 / 0%	\$1,556 / 2.55%	\$36,397 / 59.59%	0 / 0%	0 / 0%
-TC	\$716	0 / 0%	0 / 0%	0 / 0%	0 / 0%	0 / 0%	0 / 0%	0 / 0%
	\$60,360	\$37,953 / 62.88%	0 / 0%	0 / 0%	\$1,556 / 2.58%	\$36,397 / 60.30%	0 / 0%	0 / 0%

*** DOLLARS REPORTED BUT NOT SHOWN IN THESE COLUMNS. T=TREASURY, N=NON-TREASURY, S=SUBCONTRACTOR FUNDS & PROCUREMENT CARD HUB PURCHASES, TC=TERM CONTRACT, I= INTER GOVERNMENTAL PAYMENTS.



TEXAS HISTORICALLY UNDERUTILIZED BUSINESS (HUB) ANNUAL REPORT RECEIVED FOR FISCAL YEAR 2024

SECTION VII - STATE AGENCY EXPENDITURE DATA

RECORD TYPE	TOTAL EXPENDITURE	TOTAL SPENT WITH HUBS AMOUNT / %	BLACK AMOUNT / %	HISPANIC AMOUNT / %	WOMAN AMOUNT / %	ASIAN PACIFIC AMOUNT / %	NATIVE AMERICAN AMOUNT / %	SERVICE-DISABLED VETERAN AMOUNT / %
578 - BOARD OF VETERINARY MED EXAMINERS - Statewide Grand Total Expenditures								
-I	0	0 / 0%	0 / 0%	0 / 0%	0 / 0%	0 / 0%	0 / 0%	0 / 0%
N	0	0 / 0%	0 / 0%	0 / 0%	0 / 0%	0 / 0%	0 / 0%	0 / 0%
S	***	0 / 0%	0 / 0%	0 / 0%	0 / 0%	0 / 0%	0 / 0%	0 / 0%
T	\$209,633	\$90,549 / 43.19%	0 / 0%	0 / 0%	\$10,062 / 4.80%	\$80,487 / 38.39%	0 / 0%	0 / 0%
-TC	\$1,355	0 / 0%	0 / 0%	0 / 0%	0 / 0%	0 / 0%	0 / 0%	0 / 0%
	\$208,278	\$90,549 / 43.48%	0 / 0%	0 / 0%	\$10,062 / 4.83%	\$80,487 / 38.64%	0 / 0%	0 / 0%

*** DOLLARS REPORTED BUT NOT SHOWN IN THESE COLUMNS. T=TREASURY, N=NON-TREASURY, S=SUBCONTRACTOR FUNDS & PROCUREMENT CARD HUB PURCHASES, TC=TERM CONTRACT, I= INTER GOVERNMENTAL PAYMENTS.



TEXAS HISTORICALLY UNDERUTILIZED BUSINESS (HUB) ANNUAL REPORT RECEIVED FOR FISCAL YEAR 2024

SECTION VII - STATE AGENCY EXPENDITURE DATA

RECORD TYPE	TOTAL EXPENDITURE	TOTAL SPENT WITH HUBS AMOUNT / %	BLACK AMOUNT / %	HISPANIC AMOUNT / %	WOMAN AMOUNT / %	ASIAN PACIFIC AMOUNT / %	NATIVE AMERICAN AMOUNT / %	SERVICE-DISABLED VETERAN AMOUNT / %
580 - TEXAS WATER DEVELOPMENT BOARD - HEAVY CONSTRUCTION UNADJUSTED GOAL IS 11.2%								
-I	0	0 / 0%	0 / 0%	0 / 0%	0 / 0%	0 / 0%	0 / 0%	0 / 0%
N	0	0 / 0%	0 / 0%	0 / 0%	0 / 0%	0 / 0%	0 / 0%	0 / 0%
S	***	0 / 0%	0 / 0%	0 / 0%	0 / 0%	0 / 0%	0 / 0%	0 / 0%
T	0	0 / 0%	0 / 0%	0 / 0%	0 / 0%	0 / 0%	0 / 0%	0 / 0%
-TC	0	0 / 0%	0 / 0%	0 / 0%	0 / 0%	0 / 0%	0 / 0%	0 / 0%
	0	0 / 0%	0 / 0%	0 / 0%	0 / 0%	0 / 0%	0 / 0%	0 / 0%
580 - TEXAS WATER DEVELOPMENT BOARD - BUILDING CONSTRUCTION UNADJUSTED GOAL IS 21.1%								
-I	0	0 / 0%	0 / 0%	0 / 0%	0 / 0%	0 / 0%	0 / 0%	0 / 0%
N	0	0 / 0%	0 / 0%	0 / 0%	0 / 0%	0 / 0%	0 / 0%	0 / 0%
S	***	0 / 0%	0 / 0%	0 / 0%	0 / 0%	0 / 0%	0 / 0%	0 / 0%
T	0	0 / 0%	0 / 0%	0 / 0%	0 / 0%	0 / 0%	0 / 0%	0 / 0%
-TC	0	0 / 0%	0 / 0%	0 / 0%	0 / 0%	0 / 0%	0 / 0%	0 / 0%
	0	0 / 0%	0 / 0%	0 / 0%	0 / 0%	0 / 0%	0 / 0%	0 / 0%
580 - TEXAS WATER DEVELOPMENT BOARD - SPECIAL TRADE UNADJUSTED GOAL IS 32.9%								
-I	0	0 / 0%	0 / 0%	0 / 0%	0 / 0%	0 / 0%	0 / 0%	0 / 0%
N	0	0 / 0%	0 / 0%	0 / 0%	0 / 0%	0 / 0%	0 / 0%	0 / 0%
S	***	0 / 0%	0 / 0%	0 / 0%	0 / 0%	0 / 0%	0 / 0%	0 / 0%
T	\$1,742	0 / 0%	0 / 0%	0 / 0%	0 / 0%	0 / 0%	0 / 0%	0 / 0%
-TC	0	0 / 0%	0 / 0%	0 / 0%	0 / 0%	0 / 0%	0 / 0%	0 / 0%
	\$1,742	0 / 0%	0 / 0%	0 / 0%	0 / 0%	0 / 0%	0 / 0%	0 / 0%

*** DOLLARS REPORTED BUT NOT SHOWN IN THESE COLUMNS. T=TREASURY, N=NON-TREASURY, S=SUBCONTRACTOR FUNDS & PROCUREMENT CARD HUB PURCHASES, TC=TERM CONTRACT, I= INTER GOVERNMENTAL PAYMENTS.



TEXAS HISTORICALLY UNDERUTILIZED BUSINESS (HUB) ANNUAL REPORT RECEIVED FOR FISCAL YEAR 2024

SECTION VII - STATE AGENCY EXPENDITURE DATA

RECORD TYPE	TOTAL EXPENDITURE	TOTAL SPENT WITH HUBS AMOUNT / %	BLACK AMOUNT / %	HISPANIC AMOUNT / %	WOMAN AMOUNT / %	ASIAN PACIFIC AMOUNT / %	NATIVE AMERICAN AMOUNT / %	SERVICE-DISABLED VETERAN AMOUNT / %
580 - TEXAS WATER DEVELOPMENT BOARD - PROFESSIONAL SERVICES UNADJUSTED GOAL IS 23.7%								
-I	0	0 / 0%	0 / 0%	0 / 0%	0 / 0%	0 / 0%	0 / 0%	0 / 0%
N	0	0 / 0%	0 / 0%	0 / 0%	0 / 0%	0 / 0%	0 / 0%	0 / 0%
S	***	\$1,019,756 / 10.27%	0 / 0%	0 / 0%	\$988,573 / 9.96%	\$31,183 / 0.31%	0 / 0%	0 / 0%
T	\$10,451,958	0 / 0%	0 / 0%	0 / 0%	0 / 0%	0 / 0%	0 / 0%	0 / 0%
-TC	0	0 / 0%	0 / 0%	0 / 0%	0 / 0%	0 / 0%	0 / 0%	0 / 0%
	\$10,451,958	\$1,019,756 / 9.76%	0 / 0%	0 / 0%	\$988,573 / 9.46%	\$31,183 / 0.30%	0 / 0%	0 / 0%

580 - TEXAS WATER DEVELOPMENT BOARD - OTHER SERVICES UNADJUSTED GOAL IS 26%								
-I	0	0 / 0%	0 / 0%	0 / 0%	0 / 0%	0 / 0%	0 / 0%	0 / 0%
N	0	0 / 0%	0 / 0%	0 / 0%	0 / 0%	0 / 0%	0 / 0%	0 / 0%
S	***	\$23,700 / 1.32%	0 / 0%	0 / 0%	0 / 0%	\$23,700 / 1.32%	0 / 0%	0 / 0%
T	\$5,966,630	\$1,320,247 / 22.13%	\$2,810 / 0.05%	\$374,490 / 6.28%	\$610,194 / 10.23%	\$332,754 / 5.58%	0 / 0%	0 / 0%
-TC	\$28,055	0 / 0%	0 / 0%	0 / 0%	0 / 0%	0 / 0%	0 / 0%	0 / 0%
	\$5,938,575	\$1,343,947 / 22.63%	\$2,810 / 0.05%	\$374,490 / 6.31%	\$610,194 / 10.28%	\$356,454 / 6.00%	0 / 0%	0 / 0%

580 - TEXAS WATER DEVELOPMENT BOARD - COMMODITY PURCHASING UNADJUSTED GOAL IS 21.1%								
-I	0	0 / 0%	0 / 0%	0 / 0%	0 / 0%	0 / 0%	0 / 0%	0 / 0%
N	0	0 / 0%	0 / 0%	0 / 0%	0 / 0%	0 / 0%	0 / 0%	0 / 0%
S	***	0 / 0%	0 / 0%	0 / 0%	0 / 0%	0 / 0%	0 / 0%	0 / 0%
T	\$2,038,985	\$759,440 / 37.25%	\$14,891 / 0.73%	\$62,749 / 3.08%	\$649,832 / 31.87%	\$31,969 / 1.57%	0 / 0%	0 / 0%
-TC	\$61,619	\$291 / 0.47%	0 / 0%	0 / 0%	\$291 / 0.47%	0 / 0%	0 / 0%	0 / 0%
	\$1,977,366	\$759,150 / 38.39%	\$14,891 / 0.75%	\$62,749 / 3.17%	\$649,541 / 32.85%	\$31,969 / 1.62%	0 / 0%	0 / 0%

*** DOLLARS REPORTED BUT NOT SHOWN IN THESE COLUMNS. T=TREASURY, N=NON-TREASURY, S=SUBCONTRACTOR FUNDS & PROCUREMENT CARD HUB PURCHASES, TC=TERM CONTRACT, I= INTER GOVERNMENTAL PAYMENTS.



TEXAS HISTORICALLY UNDERUTILIZED BUSINESS (HUB) ANNUAL REPORT RECEIVED FOR FISCAL YEAR 2024

SECTION VII - STATE AGENCY EXPENDITURE DATA

RECORD TYPE	TOTAL EXPENDITURE	TOTAL SPENT WITH HUBS AMOUNT / %	BLACK AMOUNT / %	HISPANIC AMOUNT / %	WOMAN AMOUNT / %	ASIAN PACIFIC AMOUNT / %	NATIVE AMERICAN AMOUNT / %	SERVICE-DISABLED VETERAN AMOUNT / %
580 - TEXAS WATER DEVELOPMENT BOARD - Statewide Grand Total Expenditures								
-I	0	0 / 0%	0 / 0%	0 / 0%	0 / 0%	0 / 0%	0 / 0%	0 / 0%
N	0	0 / 0%	0 / 0%	0 / 0%	0 / 0%	0 / 0%	0 / 0%	0 / 0%
S	***	\$1,043,456 / 8.90%	0 / 0%	0 / 0%	\$988,573 / 8.43%	\$54,883 / 0.47%	0 / 0%	0 / 0%
T	\$18,459,315	\$2,079,688 / 11.27%	\$17,701 / 0.10%	\$437,239 / 2.37%	\$1,260,026 / 6.83%	\$364,723 / 1.98%	0 / 0%	0 / 0%
-TC	\$89,675	\$291 / 0.32%	0 / 0%	0 / 0%	\$291 / 0.32%	0 / 0%	0 / 0%	0 / 0%
	\$18,369,640	\$3,122,852 / 17.00%	\$17,701 / 0.10%	\$437,239 / 2.38%	\$2,248,308 / 12.24%	\$419,605 / 2.28%	0 / 0%	0 / 0%

*** DOLLARS REPORTED BUT NOT SHOWN IN THESE COLUMNS. T=TREASURY, N=NON-TREASURY, S=SUBCONTRACTOR FUNDS & PROCUREMENT CARD HUB PURCHASES, TC=TERM CONTRACT, I= INTER GOVERNMENTAL PAYMENTS.



TEXAS HISTORICALLY UNDERUTILIZED BUSINESS (HUB) ANNUAL REPORT RECEIVED FOR FISCAL YEAR 2024

SECTION VII - STATE AGENCY EXPENDITURE DATA

RECORD TYPE	TOTAL EXPENDITURE	TOTAL SPENT WITH HUBS AMOUNT / %	BLACK AMOUNT / %	HISPANIC AMOUNT / %	WOMAN AMOUNT / %	ASIAN PACIFIC AMOUNT / %	NATIVE AMERICAN AMOUNT / %	SERVICE-DISABLED VETERAN AMOUNT / %
-------------	-------------------	----------------------------------	------------------	---------------------	------------------	--------------------------	----------------------------	-------------------------------------

582 - TEXAS COMM ON ENVIRONMENTAL QUALITY - HEAVY CONSTRUCTION UNADJUSTED GOAL IS 11.2%

-I	0	0 / 0%	0 / 0%	0 / 0%	0 / 0%	0 / 0%	0 / 0%	0 / 0%
N	0	0 / 0%	0 / 0%	0 / 0%	0 / 0%	0 / 0%	0 / 0%	0 / 0%
S	***	0 / 0%	0 / 0%	0 / 0%	0 / 0%	0 / 0%	0 / 0%	0 / 0%
T	0	0 / 0%	0 / 0%	0 / 0%	0 / 0%	0 / 0%	0 / 0%	0 / 0%
-TC	0	0 / 0%	0 / 0%	0 / 0%	0 / 0%	0 / 0%	0 / 0%	0 / 0%
	0	0 / 0%	0 / 0%	0 / 0%	0 / 0%	0 / 0%	0 / 0%	0 / 0%

582 - TEXAS COMM ON ENVIRONMENTAL QUALITY - BUILDING CONSTRUCTION UNADJUSTED GOAL IS 21.1%

-I	0	0 / 0%	0 / 0%	0 / 0%	0 / 0%	0 / 0%	0 / 0%	0 / 0%
N	0	0 / 0%	0 / 0%	0 / 0%	0 / 0%	0 / 0%	0 / 0%	0 / 0%
S	***	0 / 0%	0 / 0%	0 / 0%	0 / 0%	0 / 0%	0 / 0%	0 / 0%
T	0	0 / 0%	0 / 0%	0 / 0%	0 / 0%	0 / 0%	0 / 0%	0 / 0%
-TC	0	0 / 0%	0 / 0%	0 / 0%	0 / 0%	0 / 0%	0 / 0%	0 / 0%
	0	0 / 0%	0 / 0%	0 / 0%	0 / 0%	0 / 0%	0 / 0%	0 / 0%

582 - TEXAS COMM ON ENVIRONMENTAL QUALITY - SPECIAL TRADE UNADJUSTED GOAL IS 32.9%

-I	\$3,197	0 / 0%	0 / 0%	0 / 0%	0 / 0%	0 / 0%	0 / 0%	0 / 0%
N	0	0 / 0%	0 / 0%	0 / 0%	0 / 0%	0 / 0%	0 / 0%	0 / 0%
S	***	\$105 / 0.03%	\$105 / 0.03%	0 / 0%	0 / 0%	0 / 0%	0 / 0%	0 / 0%
T	\$351,994	\$192,975 / 54.82%	\$44,707 / 12.70%	\$98,588 / 28.01%	\$49,680 / 14.11%	0 / 0%	0 / 0%	0 / 0%
-TC	0	0 / 0%	0 / 0%	0 / 0%	0 / 0%	0 / 0%	0 / 0%	0 / 0%
	\$348,797	\$193,080 / 55.36%	\$44,812 / 12.85%	\$98,588 / 28.27%	\$49,680 / 14.24%	0 / 0%	0 / 0%	0 / 0%

*** DOLLARS REPORTED BUT NOT SHOWN IN THESE COLUMNS. T=TREASURY, N=NON-TREASURY, S=SUBCONTRACTOR FUNDS & PROCUREMENT CARD HUB PURCHASES, TC=TERM CONTRACT, I= INTER GOVERNMENTAL PAYMENTS.



TEXAS HISTORICALLY UNDERUTILIZED BUSINESS (HUB) ANNUAL REPORT RECEIVED FOR FISCAL YEAR 2024

SECTION VII - STATE AGENCY EXPENDITURE DATA

RECORD TYPE	TOTAL EXPENDITURE	TOTAL SPENT WITH HUBS AMOUNT / %	BLACK AMOUNT / %	HISPANIC AMOUNT / %	WOMAN AMOUNT / %	ASIAN PACIFIC AMOUNT / %	NATIVE AMERICAN AMOUNT / %	SERVICE-DISABLED VETERAN AMOUNT / %
-------------	-------------------	----------------------------------	------------------	---------------------	------------------	--------------------------	----------------------------	-------------------------------------

582 - TEXAS COMM ON ENVIRONMENTAL QUALITY - PROFESSIONAL SERVICES UNADJUSTED GOAL IS 23.7%

-I	0	0 / 0%	0 / 0%	0 / 0%	0 / 0%	0 / 0%	0 / 0%	0 / 0%
N	0	0 / 0%	0 / 0%	0 / 0%	0 / 0%	0 / 0%	0 / 0%	0 / 0%
S	***	\$377,780 / 6.34%	0 / 0%	\$47,260 / 0.79%	\$205,518 / 3.45%	\$114,802 / 1.93%	0 / 0%	\$10,200 / 0.17%
T	\$5,963,214	0 / 0%	0 / 0%	0 / 0%	0 / 0%	0 / 0%	0 / 0%	0 / 0%
-TC	0	0 / 0%	0 / 0%	0 / 0%	0 / 0%	0 / 0%	0 / 0%	0 / 0%
	\$5,963,214	\$377,780 / 6.34%	0 / 0%	\$47,260 / 0.79%	\$205,518 / 3.45%	\$114,802 / 1.93%	0 / 0%	\$10,200 / 0.17%

582 - TEXAS COMM ON ENVIRONMENTAL QUALITY - OTHER SERVICES UNADJUSTED GOAL IS 26%

-I	\$4,418,000	0 / 0%	0 / 0%	0 / 0%	0 / 0%	0 / 0%	0 / 0%	0 / 0%
N	0	0 / 0%	0 / 0%	0 / 0%	0 / 0%	0 / 0%	0 / 0%	0 / 0%
S	***	\$6,382,210 / 15.99%	\$1,710,228 / 4.28%	\$1,601,183 / 4.01%	\$2,396,412 / 6.00%	\$671,416 / 1.68%	0 / 0%	\$2,971 / 0.01%
T	\$54,007,697	\$10,601,469 / 19.63%	\$50,519 / 0.09%	\$595,267 / 1.10%	\$7,059,208 / 13.07%	\$2,817,319 / 5.22%	0 / 0%	\$79,155 / 0.15%
-TC	\$788,874	\$9,796 / 1.24%	0 / 0%	0 / 0%	\$9,796 / 1.24%	0 / 0%	0 / 0%	0 / 0%
	\$48,800,823	\$16,973,883 / 34.78%	\$1,760,748 / 3.61%	\$2,196,450 / 4.50%	\$9,445,824 / 19.36%	\$3,488,735 / 7.15%	0 / 0%	\$82,126 / 0.17%

582 - TEXAS COMM ON ENVIRONMENTAL QUALITY - COMMODITY PURCHASING UNADJUSTED GOAL IS 21.1%

-I	\$243,494	0 / 0%	0 / 0%	0 / 0%	0 / 0%	0 / 0%	0 / 0%	0 / 0%
N	0	0 / 0%	0 / 0%	0 / 0%	0 / 0%	0 / 0%	0 / 0%	0 / 0%
S	***	\$101,295 / 4.35%	\$29,999 / 1.29%	\$24,070 / 1.03%	\$31,616 / 1.36%	\$15,610 / 0.67%	0 / 0%	0 / 0%
T	\$12,676,481	\$2,181,115 / 17.21%	\$207,617 / 1.64%	\$195,977 / 1.55%	\$1,707,427 / 13.47%	\$70,094 / 0.55%	0 / 0%	0 / 0%
-TC	\$1,993,687	0 / 0%	0 / 0%	0 / 0%	0 / 0%	0 / 0%	0 / 0%	0 / 0%
	\$10,439,301	\$2,282,410 / 21.86%	\$237,616 / 2.28%	\$220,047 / 2.11%	\$1,739,043 / 16.66%	\$85,704 / 0.82%	0 / 0%	0 / 0%

*** DOLLARS REPORTED BUT NOT SHOWN IN THESE COLUMNS. T=TREASURY, N=NON-TREASURY, S=SUBCONTRACTOR FUNDS & PROCUREMENT CARD HUB PURCHASES, TC=TERM CONTRACT, I= INTER GOVERNMENTAL PAYMENTS.



TEXAS HISTORICALLY UNDERUTILIZED BUSINESS (HUB) ANNUAL REPORT RECEIVED FOR FISCAL YEAR 2024

SECTION VII - STATE AGENCY EXPENDITURE DATA

RECORD TYPE	TOTAL EXPENDITURE	TOTAL SPENT WITH HUBS AMOUNT / %	BLACK AMOUNT / %	HISPANIC AMOUNT / %	WOMAN AMOUNT / %	ASIAN PACIFIC AMOUNT / %	NATIVE AMERICAN AMOUNT / %	SERVICE-DISABLED VETERAN AMOUNT / %
582 - TEXAS COMM ON ENVIRONMENTAL QUALITY - Statewide Grand Total Expenditures								
-I	\$4,664,691	0 / 0%	0 / 0%	0 / 0%	0 / 0%	0 / 0%	0 / 0%	0 / 0%
N	0	0 / 0%	0 / 0%	0 / 0%	0 / 0%	0 / 0%	0 / 0%	0 / 0%
S	***	\$6,861,390 / 14.13%	\$1,740,333 / 3.58%	\$1,672,512 / 3.44%	\$2,633,546 / 5.42%	\$801,828 / 1.65%	0 / 0%	\$13,171 / 0.03%
T	\$72,999,386	\$12,975,559 / 17.77%	\$302,843 / 0.41%	\$889,833 / 1.22%	\$8,816,315 / 12.08%	\$2,887,413 / 3.96%	0 / 0%	\$79,155 / 0.11%
-TC	\$2,782,560	\$9,796 / 0.35%	0 / 0%	0 / 0%	\$9,796 / 0.35%	0 / 0%	0 / 0%	0 / 0%
	\$65,552,135	\$19,827,153 / 30.25%	\$2,043,176 / 3.12%	\$2,562,345 / 3.91%	\$11,440,066 / 17.45%	\$3,689,241 / 5.63%	0 / 0%	\$92,326 / 0.14%

*** DOLLARS REPORTED BUT NOT SHOWN IN THESE COLUMNS. T=TREASURY, N=NON-TREASURY, S=SUBCONTRACTOR FUNDS & PROCUREMENT CARD HUB PURCHASES, TC=TERM CONTRACT, I= INTER GOVERNMENTAL PAYMENTS.



TEXAS HISTORICALLY UNDERUTILIZED BUSINESS (HUB) ANNUAL REPORT RECEIVED FOR FISCAL YEAR 2024

SECTION VII - STATE AGENCY EXPENDITURE DATA

RECORD TYPE	TOTAL EXPENDITURE	TOTAL SPENT WITH HUBS AMOUNT / %	BLACK AMOUNT / %	HISPANIC AMOUNT / %	WOMAN AMOUNT / %	ASIAN PACIFIC AMOUNT / %	NATIVE AMERICAN AMOUNT / %	SERVICE-DISABLED VETERAN AMOUNT / %
592 - SOIL & WATER CONSERVATION BOARD - HEAVY CONSTRUCTION UNADJUSTED GOAL IS 11.2%								
-I	0	0 / 0%	0 / 0%	0 / 0%	0 / 0%	0 / 0%	0 / 0%	0 / 0%
N	0	0 / 0%	0 / 0%	0 / 0%	0 / 0%	0 / 0%	0 / 0%	0 / 0%
S	***	0 / 0%	0 / 0%	0 / 0%	0 / 0%	0 / 0%	0 / 0%	0 / 0%
T	0	0 / 0%	0 / 0%	0 / 0%	0 / 0%	0 / 0%	0 / 0%	0 / 0%
-TC	0	0 / 0%	0 / 0%	0 / 0%	0 / 0%	0 / 0%	0 / 0%	0 / 0%
	0	0 / 0%	0 / 0%	0 / 0%	0 / 0%	0 / 0%	0 / 0%	0 / 0%
592 - SOIL & WATER CONSERVATION BOARD - BUILDING CONSTRUCTION UNADJUSTED GOAL IS 21.1%								
-I	0	0 / 0%	0 / 0%	0 / 0%	0 / 0%	0 / 0%	0 / 0%	0 / 0%
N	0	0 / 0%	0 / 0%	0 / 0%	0 / 0%	0 / 0%	0 / 0%	0 / 0%
S	***	0 / 0%	0 / 0%	0 / 0%	0 / 0%	0 / 0%	0 / 0%	0 / 0%
T	0	0 / 0%	0 / 0%	0 / 0%	0 / 0%	0 / 0%	0 / 0%	0 / 0%
-TC	0	0 / 0%	0 / 0%	0 / 0%	0 / 0%	0 / 0%	0 / 0%	0 / 0%
	0	0 / 0%	0 / 0%	0 / 0%	0 / 0%	0 / 0%	0 / 0%	0 / 0%
592 - SOIL & WATER CONSERVATION BOARD - SPECIAL TRADE UNADJUSTED GOAL IS 32.9%								
-I	0	0 / 0%	0 / 0%	0 / 0%	0 / 0%	0 / 0%	0 / 0%	0 / 0%
N	0	0 / 0%	0 / 0%	0 / 0%	0 / 0%	0 / 0%	0 / 0%	0 / 0%
S	***	0 / 0%	0 / 0%	0 / 0%	0 / 0%	0 / 0%	0 / 0%	0 / 0%
T	\$1,766	0 / 0%	0 / 0%	0 / 0%	0 / 0%	0 / 0%	0 / 0%	0 / 0%
-TC	0	0 / 0%	0 / 0%	0 / 0%	0 / 0%	0 / 0%	0 / 0%	0 / 0%
	\$1,766	0 / 0%	0 / 0%	0 / 0%	0 / 0%	0 / 0%	0 / 0%	0 / 0%

*** DOLLARS REPORTED BUT NOT SHOWN IN THESE COLUMNS. T=TREASURY, N=NON-TREASURY, S=SUBCONTRACTOR FUNDS & PROCUREMENT CARD HUB PURCHASES, TC=TERM CONTRACT, I= INTER GOVERNMENTAL PAYMENTS.



TEXAS HISTORICALLY UNDERUTILIZED BUSINESS (HUB) ANNUAL REPORT RECEIVED FOR FISCAL YEAR 2024

SECTION VII - STATE AGENCY EXPENDITURE DATA

RECORD TYPE	TOTAL EXPENDITURE	TOTAL SPENT WITH HUBS AMOUNT / %	BLACK AMOUNT / %	HISPANIC AMOUNT / %	WOMAN AMOUNT / %	ASIAN PACIFIC AMOUNT / %	NATIVE AMERICAN AMOUNT / %	SERVICE-DISABLED VETERAN AMOUNT / %
-------------	-------------------	----------------------------------	------------------	---------------------	------------------	--------------------------	----------------------------	-------------------------------------

592 - SOIL & WATER CONSERVATION BOARD - PROFESSIONAL SERVICES UNADJUSTED GOAL IS 23.7%

-I	0	0 / 0%	0 / 0%	0 / 0%	0 / 0%	0 / 0%	0 / 0%	0 / 0%
N	0	0 / 0%	0 / 0%	0 / 0%	0 / 0%	0 / 0%	0 / 0%	0 / 0%
S	***	\$14,570 / 0.27%	0 / 0%	0 / 0%	0 / 0%	\$14,570 / 0.27%	0 / 0%	0 / 0%
T	\$5,400,533	\$20,623 / 0.38%	\$20,623 / 0.38%	0 / 0%	0 / 0%	0 / 0%	0 / 0%	0 / 0%
-TC	0	0 / 0%	0 / 0%	0 / 0%	0 / 0%	0 / 0%	0 / 0%	0 / 0%
	\$5,400,533	\$35,193 / 0.65%	\$20,623 / 0.38%	0 / 0%	0 / 0%	\$14,570 / 0.27%	0 / 0%	0 / 0%

592 - SOIL & WATER CONSERVATION BOARD - OTHER SERVICES UNADJUSTED GOAL IS 26%

-I	0	0 / 0%	0 / 0%	0 / 0%	0 / 0%	0 / 0%	0 / 0%	0 / 0%
N	0	0 / 0%	0 / 0%	0 / 0%	0 / 0%	0 / 0%	0 / 0%	0 / 0%
S	***	0 / 0%	0 / 0%	0 / 0%	0 / 0%	0 / 0%	0 / 0%	0 / 0%
T	\$3,244,900	\$12,514 / 0.39%	\$8,523 / 0.26%	0 / 0%	\$592 / 0.02%	\$3,399 / 0.10%	0 / 0%	0 / 0%
-TC	\$2,540	0 / 0%	0 / 0%	0 / 0%	0 / 0%	0 / 0%	0 / 0%	0 / 0%
	\$3,242,361	\$12,514 / 0.39%	\$8,523 / 0.26%	0 / 0%	\$592 / 0.02%	\$3,399 / 0.10%	0 / 0%	0 / 0%

592 - SOIL & WATER CONSERVATION BOARD - COMMODITY PURCHASING UNADJUSTED GOAL IS 21.1%

-I	0	0 / 0%	0 / 0%	0 / 0%	0 / 0%	0 / 0%	0 / 0%	0 / 0%
N	0	0 / 0%	0 / 0%	0 / 0%	0 / 0%	0 / 0%	0 / 0%	0 / 0%
S	***	0 / 0%	0 / 0%	0 / 0%	0 / 0%	0 / 0%	0 / 0%	0 / 0%
T	\$321,062	\$52,958 / 16.49%	\$25 / 0.01%	0 / 0%	\$22,387 / 6.97%	\$30,547 / 9.51%	0 / 0%	0 / 0%
-TC	\$138,950	0 / 0%	0 / 0%	0 / 0%	0 / 0%	0 / 0%	0 / 0%	0 / 0%
	\$182,112	\$52,958 / 29.08%	\$25 / 0.01%	0 / 0%	\$22,387 / 12.29%	\$30,547 / 16.77%	0 / 0%	0 / 0%

*** DOLLARS REPORTED BUT NOT SHOWN IN THESE COLUMNS. T=TREASURY, N=NON-TREASURY, S=SUBCONTRACTOR FUNDS & PROCUREMENT CARD HUB PURCHASES, TC=TERM CONTRACT, I= INTER GOVERNMENTAL PAYMENTS.



TEXAS HISTORICALLY UNDERUTILIZED BUSINESS (HUB) ANNUAL REPORT RECEIVED FOR FISCAL YEAR 2024

SECTION VII - STATE AGENCY EXPENDITURE DATA

RECORD TYPE	TOTAL EXPENDITURE	TOTAL SPENT WITH HUBS AMOUNT / %	BLACK AMOUNT / %	HISPANIC AMOUNT / %	WOMAN AMOUNT / %	ASIAN PACIFIC AMOUNT / %	NATIVE AMERICAN AMOUNT / %	SERVICE-DISABLED VETERAN AMOUNT / %
592 - SOIL & WATER CONSERVATION BOARD - Statewide Grand Total Expenditures								
-I	0	0 / 0%	0 / 0%	0 / 0%	0 / 0%	0 / 0%	0 / 0%	0 / 0%
N	0	0 / 0%	0 / 0%	0 / 0%	0 / 0%	0 / 0%	0 / 0%	0 / 0%
S	***	\$14,570 / 0.27%	0 / 0%	0 / 0%	0 / 0%	\$14,570 / 0.27%	0 / 0%	0 / 0%
T	\$8,968,261	\$86,094 / 0.96%	\$29,170 / 0.33%	0 / 0%	\$22,979 / 0.26%	\$33,946 / 0.38%	0 / 0%	0 / 0%
-TC	\$141,490	0 / 0%	0 / 0%	0 / 0%	0 / 0%	0 / 0%	0 / 0%	0 / 0%
	\$8,826,771	\$100,664 / 1.14%	\$29,170 / 0.33%	0 / 0%	\$22,979 / 0.26%	\$48,516 / 0.55%	0 / 0%	0 / 0%

*** DOLLARS REPORTED BUT NOT SHOWN IN THESE COLUMNS. T=TREASURY, N=NON-TREASURY, S=SUBCONTRACTOR FUNDS & PROCUREMENT CARD HUB PURCHASES, TC=TERM CONTRACT, I= INTER GOVERNMENTAL PAYMENTS.



TEXAS HISTORICALLY UNDERUTILIZED BUSINESS (HUB) ANNUAL REPORT RECEIVED FOR FISCAL YEAR 2024

SECTION VII - STATE AGENCY EXPENDITURE DATA

RECORD TYPE	TOTAL EXPENDITURE	TOTAL SPENT WITH HUBS AMOUNT / %	BLACK AMOUNT / %	HISPANIC AMOUNT / %	WOMAN AMOUNT / %	ASIAN PACIFIC AMOUNT / %	NATIVE AMERICAN AMOUNT / %	SERVICE-DISABLED VETERAN AMOUNT / %
601 - TEXAS DEPARTMENT OF TRANSPORTATION - HEAVY CONSTRUCTION UNADJUSTED GOAL IS 11.2%								
-I	\$254,975,674	0 / 0%	0 / 0%	0 / 0%	0 / 0%	0 / 0%	0 / 0%	0 / 0%
N	0	0 / 0%	0 / 0%	0 / 0%	0 / 0%	0 / 0%	0 / 0%	0 / 0%
S	***	\$333,621,888 / 3.04%	\$18,269,775 / 0.17%	\$144,820,058 / 1.32%	\$114,170,481 / 1.04%	\$22,463,779 / 0.20%	\$33,582,998 / 0.31%	\$314,796 / 0.00%
T	\$11,234,913,510	\$163,576,681 / 1.46%	\$23,383,913 / 0.21%	\$94,943,490 / 0.85%	\$39,623,032 / 0.35%	\$5,577,000 / 0.05%	\$49,246 / 0.00%	0 / 0%
-TC	\$1,975	0 / 0%	0 / 0%	0 / 0%	0 / 0%	0 / 0%	0 / 0%	0 / 0%
	\$10,979,935,861	\$497,198,570 / 4.53%	\$41,653,688 / 0.38%	\$239,763,548 / 2.18%	\$153,793,514 / 1.40%	\$28,040,779 / 0.26%	\$33,632,244 / 0.31%	\$314,796 / 0.00%

601 - TEXAS DEPARTMENT OF TRANSPORTATION - BUILDING CONSTRUCTION UNADJUSTED GOAL IS 21.1%								
-I	\$3,683,079	0 / 0%	0 / 0%	0 / 0%	0 / 0%	0 / 0%	0 / 0%	0 / 0%
N	0	0 / 0%	0 / 0%	0 / 0%	0 / 0%	0 / 0%	0 / 0%	0 / 0%
S	***	\$5,380,948 / 3.46%	\$4,150 / 0.00%	\$4,303,036 / 2.76%	\$994,983 / 0.64%	0 / 0%	\$68,780 / 0.04%	\$10,000 / 0.01%
T	\$159,620,885	\$18,176,800 / 11.39%	\$193,103 / 0.12%	\$11,256,287 / 7.05%	\$5,349,762 / 3.35%	\$526,350 / 0.33%	\$851,299 / 0.53%	0 / 0%
-TC	\$9,871,945	\$1,360,141 / 13.78%	0 / 0%	0 / 0%	\$1,360,141 / 13.78%	0 / 0%	0 / 0%	0 / 0%
	\$146,065,861	\$22,197,608 / 15.20%	\$197,253 / 0.14%	\$15,559,322 / 10.65%	\$4,984,604 / 3.41%	\$526,350 / 0.36%	\$920,079 / 0.63%	\$10,000 / 0.01%

601 - TEXAS DEPARTMENT OF TRANSPORTATION - SPECIAL TRADE UNADJUSTED GOAL IS 32.9%								
-I	\$7,017,434	0 / 0%	0 / 0%	0 / 0%	0 / 0%	0 / 0%	0 / 0%	0 / 0%
N	0	0 / 0%	0 / 0%	0 / 0%	0 / 0%	0 / 0%	0 / 0%	0 / 0%
S	***	\$1,474,184 / 3.03%	\$263,357 / 0.54%	\$825,519 / 1.69%	\$382,080 / 0.78%	\$340 / 0.00%	\$1,999 / 0.00%	\$889 / 0.00%
T	\$112,746,907	\$29,248,570 / 25.94%	\$815,343 / 0.72%	\$24,368,929 / 21.61%	\$3,151,554 / 2.80%	\$24,810 / 0.02%	\$870,253 / 0.77%	\$17,680 / 0.02%
-TC	0	0 / 0%	0 / 0%	0 / 0%	0 / 0%	0 / 0%	0 / 0%	0 / 0%
	\$105,729,473	\$30,722,753 / 29.06%	\$1,078,700 / 1.02%	\$25,194,448 / 23.83%	\$3,533,634 / 3.34%	\$25,150 / 0.02%	\$872,252 / 0.82%	\$18,569 / 0.02%

*** DOLLARS REPORTED BUT NOT SHOWN IN THESE COLUMNS. T=TREASURY, N=NON-TREASURY, S=SUBCONTRACTOR FUNDS & PROCUREMENT CARD HUB PURCHASES, TC=TERM CONTRACT, I= INTER GOVERNMENTAL PAYMENTS.



TEXAS HISTORICALLY UNDERUTILIZED BUSINESS (HUB) ANNUAL REPORT RECEIVED FOR FISCAL YEAR 2024

SECTION VII - STATE AGENCY EXPENDITURE DATA

RECORD TYPE	TOTAL EXPENDITURE	TOTAL SPENT WITH HUBS AMOUNT / %	BLACK AMOUNT / %	HISPANIC AMOUNT / %	WOMAN AMOUNT / %	ASIAN PACIFIC AMOUNT / %	NATIVE AMERICAN AMOUNT / %	SERVICE-DISABLED VETERAN AMOUNT / %
601 - TEXAS DEPARTMENT OF TRANSPORTATION - PROFESSIONAL SERVICES UNADJUSTED GOAL IS 23.7%								
-I	\$8,280,405	0 / 0%	0 / 0%	0 / 0%	0 / 0%	0 / 0%	0 / 0%	0 / 0%
N	0	0 / 0%	0 / 0%	0 / 0%	0 / 0%	0 / 0%	0 / 0%	0 / 0%
S	***	\$231,920,185 / 15.05%	\$22,340,315 / 1.45%	\$91,726,424 / 5.95%	\$54,651,397 / 3.55%	\$49,643,609 / 3.22%	\$11,929,752 / 0.77%	\$1,628,689 / 0.11%
T	\$1,551,701,749	\$223,832,450 / 14.42%	\$3,622,777 / 0.23%	\$109,689,904 / 7.07%	\$65,462,613 / 4.22%	\$42,642,174 / 2.75%	\$2,414,983 / 0.16%	0 / 0%
-TC	0	0 / 0%	0 / 0%	0 / 0%	0 / 0%	0 / 0%	0 / 0%	0 / 0%
	\$1,543,421,344	\$455,752,635 / 29.53%	\$25,963,091 / 1.68%	\$201,416,327 / 13.05%	\$120,114,010 / 7.78%	\$92,285,783 / 5.98%	\$14,344,735 / 0.93%	\$1,628,689 / 0.11%

601 - TEXAS DEPARTMENT OF TRANSPORTATION - OTHER SERVICES UNADJUSTED GOAL IS 26%								
-I	\$14,503,668	0 / 0%	0 / 0%	0 / 0%	0 / 0%	0 / 0%	0 / 0%	0 / 0%
N	0	0 / 0%	0 / 0%	0 / 0%	0 / 0%	0 / 0%	0 / 0%	0 / 0%
S	***	\$13,151,692 / 1.37%	\$790,151 / 0.08%	\$1,339,715 / 0.14%	\$11,019,347 / 1.15%	\$2,479 / 0.00%	0 / 0%	0 / 0%
T	\$1,243,241,244	\$203,560,893 / 16.37%	\$6,821,210 / 0.55%	\$53,442,143 / 4.30%	\$108,379,804 / 8.72%	\$31,170,613 / 2.51%	\$3,408,865 / 0.27%	\$338,258 / 0.03%
-TC	\$4,417,849	\$1,441,416 / 32.63%	0 / 0%	0 / 0%	\$1,441,416 / 32.63%	0 / 0%	0 / 0%	0 / 0%
	\$1,224,319,727	\$215,271,168 / 17.58%	\$7,611,361 / 0.62%	\$54,781,858 / 4.47%	\$117,957,735 / 9.63%	\$31,173,092 / 2.55%	\$3,408,865 / 0.28%	\$338,258 / 0.03%

601 - TEXAS DEPARTMENT OF TRANSPORTATION - COMMODITY PURCHASING UNADJUSTED GOAL IS 21.1%								
-I	\$335,285	0 / 0%	0 / 0%	0 / 0%	0 / 0%	0 / 0%	0 / 0%	0 / 0%
N	0	0 / 0%	0 / 0%	0 / 0%	0 / 0%	0 / 0%	0 / 0%	0 / 0%
S	***	\$355,696 / 0.07%	\$28,026 / 0.01%	\$98,587 / 0.02%	\$222,089 / 0.04%	\$85 / 0.00%	\$6,910 / 0.00%	0 / 0%
T	\$547,050,438	\$33,140,752 / 6.06%	\$9,616,131 / 1.76%	\$2,307,233 / 0.42%	\$17,375,725 / 3.18%	\$2,882,616 / 0.53%	\$958,552 / 0.18%	\$495 / 0.00%
-TC	\$83,118,650	\$3,174,656 / 3.82%	\$27,321 / 0.03%	\$225,567 / 0.27%	\$1,839,579 / 2.21%	\$1,082,190 / 1.30%	0 / 0%	0 / 0%
	\$463,596,503	\$30,321,792 / 6.54%	\$9,616,836 / 2.07%	\$2,180,253 / 0.47%	\$15,758,235 / 3.40%	\$1,800,511 / 0.39%	\$965,462 / 0.21%	\$495 / 0.00%

*** DOLLARS REPORTED BUT NOT SHOWN IN THESE COLUMNS. T=TREASURY, N=NON-TREASURY, S=SUBCONTRACTOR FUNDS & PROCUREMENT CARD HUB PURCHASES, TC=TERM CONTRACT, I= INTER GOVERNMENTAL PAYMENTS.



TEXAS HISTORICALLY UNDERUTILIZED BUSINESS (HUB) ANNUAL REPORT RECEIVED FOR FISCAL YEAR 2024

SECTION VII - STATE AGENCY EXPENDITURE DATA

RECORD TYPE	TOTAL EXPENDITURE	TOTAL SPENT WITH HUBS AMOUNT / %	BLACK AMOUNT / %	HISPANIC AMOUNT / %	WOMAN AMOUNT / %	ASIAN PACIFIC AMOUNT / %	NATIVE AMERICAN AMOUNT / %	SERVICE-DISABLED VETERAN AMOUNT / %
601 - TEXAS DEPARTMENT OF TRANSPORTATION - Statewide Grand Total Expenditures								
-I	\$288,795,544	0 / 0%	0 / 0%	0 / 0%	0 / 0%	0 / 0%	0 / 0%	0 / 0%
N	0	0 / 0%	0 / 0%	0 / 0%	0 / 0%	0 / 0%	0 / 0%	0 / 0%
S	***	\$585,904,593 / 4.13%	\$41,695,773 / 0.29%	\$243,113,338 / 1.71%	\$181,440,377 / 1.28%	\$72,110,292 / 0.51%	\$45,590,440 / 0.32%	\$1,954,374 / 0.01%
T	\$14,849,274,733	\$671,536,146 / 4.52%	\$44,452,477 / 0.30%	\$296,007,986 / 1.99%	\$239,342,491 / 1.61%	\$82,823,563 / 0.56%	\$8,553,197 / 0.06%	\$356,433 / 0.00%
-TC	\$97,410,419	\$5,976,213 / 6.14%	\$27,321 / 0.03%	\$225,567 / 0.23%	\$4,641,136 / 4.76%	\$1,082,190 / 1.11%	0 / 0%	0 / 0%
	\$14,463,068,770	\$1,251,464,526 / 8.65%	\$86,120,929 / 0.60%	\$538,895,757 / 3.73%	\$416,141,733 / 2.88%	\$153,851,665 / 1.06%	\$54,143,637 / 0.37%	\$2,310,807 / 0.02%

*** DOLLARS REPORTED BUT NOT SHOWN IN THESE COLUMNS. T=TREASURY, N=NON-TREASURY, S=SUBCONTRACTOR FUNDS & PROCUREMENT CARD HUB PURCHASES, TC=TERM CONTRACT, I= INTER GOVERNMENTAL PAYMENTS.



TEXAS HISTORICALLY UNDERUTILIZED BUSINESS (HUB) ANNUAL REPORT RECEIVED FOR FISCAL YEAR 2024

SECTION VII - STATE AGENCY EXPENDITURE DATA

RECORD TYPE	TOTAL EXPENDITURE	TOTAL SPENT WITH HUBS AMOUNT / %	BLACK AMOUNT / %	HISPANIC AMOUNT / %	WOMAN AMOUNT / %	ASIAN PACIFIC AMOUNT / %	NATIVE AMERICAN AMOUNT / %	SERVICE-DISABLED VETERAN AMOUNT / %
608 - TEXAS DEPARTMENT OF MOTOR VEHICLES - HEAVY CONSTRUCTION UNADJUSTED GOAL IS 11.2%								
-I	\$64,772	0 / 0%	0 / 0%	0 / 0%	0 / 0%	0 / 0%	0 / 0%	0 / 0%
N	0	0 / 0%	0 / 0%	0 / 0%	0 / 0%	0 / 0%	0 / 0%	0 / 0%
S	***	0 / 0%	0 / 0%	0 / 0%	0 / 0%	0 / 0%	0 / 0%	0 / 0%
T	\$67,072	0 / 0%	0 / 0%	0 / 0%	0 / 0%	0 / 0%	0 / 0%	0 / 0%
-TC	0	0 / 0%	0 / 0%	0 / 0%	0 / 0%	0 / 0%	0 / 0%	0 / 0%
	\$2,300	0 / 0%	0 / 0%	0 / 0%	0 / 0%	0 / 0%	0 / 0%	0 / 0%

608 - TEXAS DEPARTMENT OF MOTOR VEHICLES - BUILDING CONSTRUCTION UNADJUSTED GOAL IS 21.1%								
-I	0	0 / 0%	0 / 0%	0 / 0%	0 / 0%	0 / 0%	0 / 0%	0 / 0%
N	0	0 / 0%	0 / 0%	0 / 0%	0 / 0%	0 / 0%	0 / 0%	0 / 0%
S	***	0 / 0%	0 / 0%	0 / 0%	0 / 0%	0 / 0%	0 / 0%	0 / 0%
T	0	0 / 0%	0 / 0%	0 / 0%	0 / 0%	0 / 0%	0 / 0%	0 / 0%
-TC	0	0 / 0%	0 / 0%	0 / 0%	0 / 0%	0 / 0%	0 / 0%	0 / 0%
	0	0 / 0%	0 / 0%	0 / 0%	0 / 0%	0 / 0%	0 / 0%	0 / 0%

608 - TEXAS DEPARTMENT OF MOTOR VEHICLES - SPECIAL TRADE UNADJUSTED GOAL IS 32.9%								
-I	0	0 / 0%	0 / 0%	0 / 0%	0 / 0%	0 / 0%	0 / 0%	0 / 0%
N	0	0 / 0%	0 / 0%	0 / 0%	0 / 0%	0 / 0%	0 / 0%	0 / 0%
S	***	0 / 0%	0 / 0%	0 / 0%	0 / 0%	0 / 0%	0 / 0%	0 / 0%
T	\$1,872,354	\$149,386 / 7.98%	0 / 0%	\$40,800 / 2.18%	\$25,449 / 1.36%	\$83,137 / 4.44%	0 / 0%	0 / 0%
-TC	0	0 / 0%	0 / 0%	0 / 0%	0 / 0%	0 / 0%	0 / 0%	0 / 0%
	\$1,872,354	\$149,386 / 7.98%	0 / 0%	\$40,800 / 2.18%	\$25,449 / 1.36%	\$83,137 / 4.44%	0 / 0%	0 / 0%

*** DOLLARS REPORTED BUT NOT SHOWN IN THESE COLUMNS. T=TREASURY, N=NON-TREASURY, S=SUBCONTRACTOR FUNDS & PROCUREMENT CARD HUB PURCHASES, TC=TERM CONTRACT, I= INTER GOVERNMENTAL PAYMENTS.



TEXAS HISTORICALLY UNDERUTILIZED BUSINESS (HUB) ANNUAL REPORT RECEIVED FOR FISCAL YEAR 2024

SECTION VII - STATE AGENCY EXPENDITURE DATA

RECORD TYPE	TOTAL EXPENDITURE	TOTAL SPENT WITH HUBS AMOUNT / %	BLACK AMOUNT / %	HISPANIC AMOUNT / %	WOMAN AMOUNT / %	ASIAN PACIFIC AMOUNT / %	NATIVE AMERICAN AMOUNT / %	SERVICE-DISABLED VETERAN AMOUNT / %
608 - TEXAS DEPARTMENT OF MOTOR VEHICLES - PROFESSIONAL SERVICES UNADJUSTED GOAL IS 23.7%								
-I	0	0 / 0%	0 / 0%	0 / 0%	0 / 0%	0 / 0%	0 / 0%	0 / 0%
N	0	0 / 0%	0 / 0%	0 / 0%	0 / 0%	0 / 0%	0 / 0%	0 / 0%
S	***	0 / 0%	0 / 0%	0 / 0%	0 / 0%	0 / 0%	0 / 0%	0 / 0%
T	0	0 / 0%	0 / 0%	0 / 0%	0 / 0%	0 / 0%	0 / 0%	0 / 0%
-TC	0	0 / 0%	0 / 0%	0 / 0%	0 / 0%	0 / 0%	0 / 0%	0 / 0%
	0	0 / 0%	0 / 0%	0 / 0%	0 / 0%	0 / 0%	0 / 0%	0 / 0%

608 - TEXAS DEPARTMENT OF MOTOR VEHICLES - OTHER SERVICES UNADJUSTED GOAL IS 26%								
-I	\$9,347,496	0 / 0%	0 / 0%	0 / 0%	0 / 0%	0 / 0%	0 / 0%	0 / 0%
N	0	0 / 0%	0 / 0%	0 / 0%	0 / 0%	0 / 0%	0 / 0%	0 / 0%
S	***	\$475,138 / 2.58%	0 / 0%	0 / 0%	0 / 0%	\$475,138 / 2.58%	0 / 0%	0 / 0%
T	\$43,049,097	\$9,094,603 / 21.13%	\$292,870 / 0.68%	\$3,809,878 / 8.85%	\$1,289,403 / 3.00%	\$3,702,452 / 8.60%	0 / 0%	0 / 0%
-TC	\$1,348,169	0 / 0%	0 / 0%	0 / 0%	0 / 0%	0 / 0%	0 / 0%	0 / 0%
	\$32,353,432	\$9,569,741 / 29.58%	\$292,870 / 0.91%	\$3,809,878 / 11.78%	\$1,289,403 / 3.99%	\$4,177,590 / 12.91%	0 / 0%	0 / 0%

608 - TEXAS DEPARTMENT OF MOTOR VEHICLES - COMMODITY PURCHASING UNADJUSTED GOAL IS 21.1%								
-I	0	0 / 0%	0 / 0%	0 / 0%	0 / 0%	0 / 0%	0 / 0%	0 / 0%
N	0	0 / 0%	0 / 0%	0 / 0%	0 / 0%	0 / 0%	0 / 0%	0 / 0%
S	***	0 / 0%	0 / 0%	0 / 0%	0 / 0%	0 / 0%	0 / 0%	0 / 0%
T	\$4,842,835	\$2,553,646 / 52.73%	\$567,346 / 11.72%	\$249,478 / 5.15%	\$1,216,361 / 25.12%	\$519,444 / 10.73%	\$1,016 / 0.02%	0 / 0%
-TC	\$484,644	\$48,225 / 9.95%	0 / 0%	0 / 0%	\$47,959 / 9.90%	\$266 / 0.05%	0 / 0%	0 / 0%
	\$4,358,191	\$2,505,421 / 57.49%	\$567,346 / 13.02%	\$249,478 / 5.72%	\$1,168,402 / 26.81%	\$519,178 / 11.91%	\$1,016 / 0.02%	0 / 0%

*** DOLLARS REPORTED BUT NOT SHOWN IN THESE COLUMNS. T=TREASURY, N=NON-TREASURY, S=SUBCONTRACTOR FUNDS & PROCUREMENT CARD HUB PURCHASES, TC=TERM CONTRACT, I= INTER GOVERNMENTAL PAYMENTS.



TEXAS HISTORICALLY UNDERUTILIZED BUSINESS (HUB) ANNUAL REPORT RECEIVED FOR FISCAL YEAR 2024

SECTION VII - STATE AGENCY EXPENDITURE DATA

RECORD TYPE	TOTAL EXPENDITURE	TOTAL SPENT WITH HUBS AMOUNT / %	BLACK AMOUNT / %	HISPANIC AMOUNT / %	WOMAN AMOUNT / %	ASIAN PACIFIC AMOUNT / %	NATIVE AMERICAN AMOUNT / %	SERVICE-DISABLED VETERAN AMOUNT / %
608 - TEXAS DEPARTMENT OF MOTOR VEHICLES - Statewide Grand Total Expenditures								
-I	\$9,412,268	0 / 0%	0 / 0%	0 / 0%	0 / 0%	0 / 0%	0 / 0%	0 / 0%
N	0	0 / 0%	0 / 0%	0 / 0%	0 / 0%	0 / 0%	0 / 0%	0 / 0%
S	***	\$475,138 / 2.58%	0 / 0%	0 / 0%	0 / 0%	\$475,138 / 2.58%	0 / 0%	0 / 0%
T	\$49,831,359	\$11,797,635 / 23.68%	\$860,216 / 1.73%	\$4,100,157 / 8.23%	\$2,531,213 / 5.08%	\$4,305,034 / 8.64%	\$1,016 / 0.00%	0 / 0%
-TC	\$1,832,813	\$48,225 / 2.63%	0 / 0%	0 / 0%	\$47,959 / 2.62%	\$266 / 0.01%	0 / 0%	0 / 0%
	\$38,586,278	\$12,224,548 / 31.68%	\$860,216 / 2.23%	\$4,100,157 / 10.63%	\$2,483,254 / 6.44%	\$4,779,905 / 12.39%	\$1,016 / 0.00%	0 / 0%

*** DOLLARS REPORTED BUT NOT SHOWN IN THESE COLUMNS. T=TREASURY, N=NON-TREASURY, S=SUBCONTRACTOR FUNDS & PROCUREMENT CARD HUB PURCHASES, TC=TERM CONTRACT, I= INTER GOVERNMENTAL PAYMENTS.



TEXAS HISTORICALLY UNDERUTILIZED BUSINESS (HUB) ANNUAL REPORT RECEIVED FOR FISCAL YEAR 2024

SECTION VII - STATE AGENCY EXPENDITURE DATA

RECORD TYPE	TOTAL EXPENDITURE	TOTAL SPENT WITH HUBS AMOUNT / %	BLACK AMOUNT / %	HISPANIC AMOUNT / %	WOMAN AMOUNT / %	ASIAN PACIFIC AMOUNT / %	NATIVE AMERICAN AMOUNT / %	SERVICE-DISABLED VETERAN AMOUNT / %
644 - TEXAS JUVENILE JUSTICE DEPT - HEAVY CONSTRUCTION UNADJUSTED GOAL IS 11.2%								
-I	0	0 / 0%	0 / 0%	0 / 0%	0 / 0%	0 / 0%	0 / 0%	0 / 0%
N	0	0 / 0%	0 / 0%	0 / 0%	0 / 0%	0 / 0%	0 / 0%	0 / 0%
S	***	0 / 0%	0 / 0%	0 / 0%	0 / 0%	0 / 0%	0 / 0%	0 / 0%
T	0	0 / 0%	0 / 0%	0 / 0%	0 / 0%	0 / 0%	0 / 0%	0 / 0%
-TC	0	0 / 0%	0 / 0%	0 / 0%	0 / 0%	0 / 0%	0 / 0%	0 / 0%
	0	0 / 0%	0 / 0%	0 / 0%	0 / 0%	0 / 0%	0 / 0%	0 / 0%

644 - TEXAS JUVENILE JUSTICE DEPT - BUILDING CONSTRUCTION UNADJUSTED GOAL IS 21.1%								
-I	0	0 / 0%	0 / 0%	0 / 0%	0 / 0%	0 / 0%	0 / 0%	0 / 0%
N	0	0 / 0%	0 / 0%	0 / 0%	0 / 0%	0 / 0%	0 / 0%	0 / 0%
S	***	0 / 0%	0 / 0%	0 / 0%	0 / 0%	0 / 0%	0 / 0%	0 / 0%
T	\$2,841,201	\$1,560,255 / 54.92%	0 / 0%	\$1,560,255 / 54.92%	0 / 0%	0 / 0%	0 / 0%	0 / 0%
-TC	0	0 / 0%	0 / 0%	0 / 0%	0 / 0%	0 / 0%	0 / 0%	0 / 0%
	\$2,841,201	\$1,560,255 / 54.92%	0 / 0%	\$1,560,255 / 54.92%	0 / 0%	0 / 0%	0 / 0%	0 / 0%

644 - TEXAS JUVENILE JUSTICE DEPT - SPECIAL TRADE UNADJUSTED GOAL IS 32.9%								
-I	0	0 / 0%	0 / 0%	0 / 0%	0 / 0%	0 / 0%	0 / 0%	0 / 0%
N	0	0 / 0%	0 / 0%	0 / 0%	0 / 0%	0 / 0%	0 / 0%	0 / 0%
S	***	0 / 0%	0 / 0%	0 / 0%	0 / 0%	0 / 0%	0 / 0%	0 / 0%
T	\$632,058	\$39,697 / 6.28%	0 / 0%	\$2,718 / 0.43%	\$36,979 / 5.85%	0 / 0%	0 / 0%	0 / 0%
-TC	0	0 / 0%	0 / 0%	0 / 0%	0 / 0%	0 / 0%	0 / 0%	0 / 0%
	\$632,058	\$39,697 / 6.28%	0 / 0%	\$2,718 / 0.43%	\$36,979 / 5.85%	0 / 0%	0 / 0%	0 / 0%

*** DOLLARS REPORTED BUT NOT SHOWN IN THESE COLUMNS. T=TREASURY, N=NON-TREASURY, S=SUBCONTRACTOR FUNDS & PROCUREMENT CARD HUB PURCHASES, TC=TERM CONTRACT, I= INTER GOVERNMENTAL PAYMENTS.



TEXAS HISTORICALLY UNDERUTILIZED BUSINESS (HUB) ANNUAL REPORT RECEIVED FOR FISCAL YEAR 2024

SECTION VII - STATE AGENCY EXPENDITURE DATA

RECORD TYPE	TOTAL EXPENDITURE	TOTAL SPENT WITH HUBS AMOUNT / %	BLACK AMOUNT / %	HISPANIC AMOUNT / %	WOMAN AMOUNT / %	ASIAN PACIFIC AMOUNT / %	NATIVE AMERICAN AMOUNT / %	SERVICE-DISABLED VETERAN AMOUNT / %
644 - TEXAS JUVENILE JUSTICE DEPT - PROFESSIONAL SERVICES UNADJUSTED GOAL IS 23.7%								
-I	0	0 / 0%	0 / 0%	0 / 0%	0 / 0%	0 / 0%	0 / 0%	0 / 0%
N	0	0 / 0%	0 / 0%	0 / 0%	0 / 0%	0 / 0%	0 / 0%	0 / 0%
S	***	\$4,800 / 0.61%	0 / 0%	0 / 0%	0 / 0%	\$4,800 / 0.61%	0 / 0%	0 / 0%
T	\$1,011,161	\$900 / 0.09%	\$900 / 0.09%	0 / 0%	0 / 0%	0 / 0%	0 / 0%	0 / 0%
-TC	\$54,319	0 / 0%	0 / 0%	0 / 0%	0 / 0%	0 / 0%	0 / 0%	0 / 0%
	\$956,842	\$5,700 / 0.60%	\$900 / 0.09%	0 / 0%	0 / 0%	\$4,800 / 0.50%	0 / 0%	0 / 0%
644 - TEXAS JUVENILE JUSTICE DEPT - OTHER SERVICES UNADJUSTED GOAL IS 26%								
-I	\$231,720	0 / 0%	0 / 0%	0 / 0%	0 / 0%	0 / 0%	0 / 0%	0 / 0%
N	0	0 / 0%	0 / 0%	0 / 0%	0 / 0%	0 / 0%	0 / 0%	0 / 0%
S	***	0 / 0%	0 / 0%	0 / 0%	0 / 0%	0 / 0%	0 / 0%	0 / 0%
T	\$6,510,015	\$1,442,061 / 22.15%	\$62,148 / 0.95%	\$75,405 / 1.16%	\$211,141 / 3.24%	\$1,093,367 / 16.80%	0 / 0%	0 / 0%
-TC	\$426,869	\$145 / 0.03%	0 / 0%	0 / 0%	\$145 / 0.03%	0 / 0%	0 / 0%	0 / 0%
	\$5,851,426	\$1,441,915 / 24.64%	\$62,148 / 1.06%	\$75,405 / 1.29%	\$210,995 / 3.61%	\$1,093,367 / 18.69%	0 / 0%	0 / 0%
644 - TEXAS JUVENILE JUSTICE DEPT - COMMODITY PURCHASING UNADJUSTED GOAL IS 21.1%								
-I	\$6,943	0 / 0%	0 / 0%	0 / 0%	0 / 0%	0 / 0%	0 / 0%	0 / 0%
N	0	0 / 0%	0 / 0%	0 / 0%	0 / 0%	0 / 0%	0 / 0%	0 / 0%
S	***	0 / 0%	0 / 0%	0 / 0%	0 / 0%	0 / 0%	0 / 0%	0 / 0%
T	\$11,734,794	\$2,122,596 / 18.09%	\$31,117 / 0.27%	\$216,188 / 1.84%	\$1,813,125 / 15.45%	\$62,166 / 0.53%	0 / 0%	0 / 0%
-TC	\$2,715,096	\$1,804 / 0.07%	0 / 0%	0 / 0%	\$1,781 / 0.07%	\$23 / 0.00%	0 / 0%	0 / 0%
	\$9,012,756	\$2,120,792 / 23.53%	\$31,117 / 0.35%	\$216,188 / 2.40%	\$1,811,344 / 20.10%	\$62,143 / 0.69%	0 / 0%	0 / 0%

*** DOLLARS REPORTED BUT NOT SHOWN IN THESE COLUMNS. T=TREASURY, N=NON-TREASURY, S=SUBCONTRACTOR FUNDS & PROCUREMENT CARD HUB PURCHASES, TC=TERM CONTRACT, I= INTER GOVERNMENTAL PAYMENTS.



TEXAS HISTORICALLY UNDERUTILIZED BUSINESS (HUB) ANNUAL REPORT RECEIVED FOR FISCAL YEAR 2024

SECTION VII - STATE AGENCY EXPENDITURE DATA

RECORD TYPE	TOTAL EXPENDITURE	TOTAL SPENT WITH HUBS AMOUNT / %	BLACK AMOUNT / %	HISPANIC AMOUNT / %	WOMAN AMOUNT / %	ASIAN PACIFIC AMOUNT / %	NATIVE AMERICAN AMOUNT / %	SERVICE-DISABLED VETERAN AMOUNT / %
644 - TEXAS JUVENILE JUSTICE DEPT - Statewide Grand Total Expenditures								
-I	\$238,663	0 / 0%	0 / 0%	0 / 0%	0 / 0%	0 / 0%	0 / 0%	0 / 0%
N	0	0 / 0%	0 / 0%	0 / 0%	0 / 0%	0 / 0%	0 / 0%	0 / 0%
S	***	\$4,800 / 0.61%	0 / 0%	0 / 0%	0 / 0%	\$4,800 / 0.61%	0 / 0%	0 / 0%
T	\$22,729,228	\$5,165,509 / 22.73%	\$94,166 / 0.41%	\$1,854,566 / 8.16%	\$2,061,245 / 9.07%	\$1,155,533 / 5.08%	0 / 0%	0 / 0%
-TC	\$3,196,283	\$1,949 / 0.06%	0 / 0%	0 / 0%	\$1,926 / 0.06%	\$23 / 0.00%	0 / 0%	0 / 0%
	\$19,294,282	\$5,168,360 / 26.79%	\$94,166 / 0.49%	\$1,854,566 / 9.61%	\$2,059,318 / 10.67%	\$1,160,310 / 6.01%	0 / 0%	0 / 0%

*** DOLLARS REPORTED BUT NOT SHOWN IN THESE COLUMNS. T=TREASURY, N=NON-TREASURY, S=SUBCONTRACTOR FUNDS & PROCUREMENT CARD HUB PURCHASES, TC=TERM CONTRACT, I= INTER GOVERNMENTAL PAYMENTS.



TEXAS HISTORICALLY UNDERUTILIZED BUSINESS (HUB) ANNUAL REPORT RECEIVED FOR FISCAL YEAR 2024

SECTION VII - STATE AGENCY EXPENDITURE DATA

RECORD TYPE	TOTAL EXPENDITURE	TOTAL SPENT WITH HUBS AMOUNT / %	BLACK AMOUNT / %	HISPANIC AMOUNT / %	WOMAN AMOUNT / %	ASIAN PACIFIC AMOUNT / %	NATIVE AMERICAN AMOUNT / %	SERVICE-DISABLED VETERAN AMOUNT / %
696 - TEXAS DEPT OF CRIMINAL JUSTICE - HEAVY CONSTRUCTION UNADJUSTED GOAL IS 11.2%								
-I	\$43,934	0 / 0%	0 / 0%	0 / 0%	0 / 0%	0 / 0%	0 / 0%	0 / 0%
N	0	0 / 0%	0 / 0%	0 / 0%	0 / 0%	0 / 0%	0 / 0%	0 / 0%
S	***	\$1,934 / 0.07%	0 / 0%	0 / 0%	\$1,934 / 0.07%	0 / 0%	0 / 0%	0 / 0%
T	\$2,767,486	\$18,540 / 0.67%	0 / 0%	\$16,750 / 0.61%	\$1,790 / 0.06%	0 / 0%	0 / 0%	0 / 0%
-TC	0	0 / 0%	0 / 0%	0 / 0%	0 / 0%	0 / 0%	0 / 0%	0 / 0%
	\$2,723,552	\$20,473 / 0.75%	0 / 0%	\$16,750 / 0.62%	\$3,723 / 0.14%	0 / 0%	0 / 0%	0 / 0%
696 - TEXAS DEPT OF CRIMINAL JUSTICE - BUILDING CONSTRUCTION UNADJUSTED GOAL IS 21.1%								
-I	\$341,705	0 / 0%	0 / 0%	0 / 0%	0 / 0%	0 / 0%	0 / 0%	0 / 0%
N	0	0 / 0%	0 / 0%	0 / 0%	0 / 0%	0 / 0%	0 / 0%	0 / 0%
S	***	\$133,338 / 24.83%	\$133,338 / 24.83%	0 / 0%	0 / 0%	0 / 0%	0 / 0%	0 / 0%
T	\$8,194,522	\$442,932 / 5.41%	0 / 0%	\$442,932 / 5.41%	0 / 0%	0 / 0%	0 / 0%	0 / 0%
-TC	0	0 / 0%	0 / 0%	0 / 0%	0 / 0%	0 / 0%	0 / 0%	0 / 0%
	\$7,852,817	\$576,270 / 7.34%	\$133,338 / 1.70%	\$442,932 / 5.64%	0 / 0%	0 / 0%	0 / 0%	0 / 0%
696 - TEXAS DEPT OF CRIMINAL JUSTICE - SPECIAL TRADE UNADJUSTED GOAL IS 32.9%								
-I	\$355	0 / 0%	0 / 0%	0 / 0%	0 / 0%	0 / 0%	0 / 0%	0 / 0%
N	\$595	0 / 0%	0 / 0%	0 / 0%	0 / 0%	0 / 0%	0 / 0%	0 / 0%
S	***	\$384,113 / 0.58%	\$30,180 / 0.05%	\$175 / 0.00%	\$353,758 / 0.53%	0 / 0%	0 / 0%	0 / 0%
T	\$66,354,255	\$28,266,292 / 42.60%	\$55,279 / 0.08%	\$8,322,128 / 12.54%	\$7,077,243 / 10.67%	\$12,525,134 / 18.88%	\$286,508 / 0.43%	0 / 0%
-TC	\$8,300	0 / 0%	0 / 0%	0 / 0%	0 / 0%	0 / 0%	0 / 0%	0 / 0%
	\$66,346,195	\$28,650,405 / 43.18%	\$85,459 / 0.13%	\$8,322,303 / 12.54%	\$7,431,001 / 11.20%	\$12,525,134 / 18.88%	\$286,508 / 0.43%	0 / 0%

*** DOLLARS REPORTED BUT NOT SHOWN IN THESE COLUMNS. T=TREASURY, N=NON-TREASURY, S=SUBCONTRACTOR FUNDS & PROCUREMENT CARD HUB PURCHASES, TC=TERM CONTRACT, I= INTER GOVERNMENTAL PAYMENTS.



TEXAS HISTORICALLY UNDERUTILIZED BUSINESS (HUB) ANNUAL REPORT RECEIVED FOR FISCAL YEAR 2024

SECTION VII - STATE AGENCY EXPENDITURE DATA

RECORD TYPE	TOTAL EXPENDITURE	TOTAL SPENT WITH HUBS AMOUNT / %	BLACK AMOUNT / %	HISPANIC AMOUNT / %	WOMAN AMOUNT / %	ASIAN PACIFIC AMOUNT / %	NATIVE AMERICAN AMOUNT / %	SERVICE-DISABLED VETERAN AMOUNT / %
696 - TEXAS DEPT OF CRIMINAL JUSTICE - PROFESSIONAL SERVICES UNADJUSTED GOAL IS 23.7%								
-I	\$29,169,541	0 / 0%	0 / 0%	0 / 0%	0 / 0%	0 / 0%	0 / 0%	0 / 0%
N	0	0 / 0%	0 / 0%	0 / 0%	0 / 0%	0 / 0%	0 / 0%	0 / 0%
S	***	\$535,150 / 9.01%	\$61,580 / 1.04%	\$159,723 / 2.69%	\$184,967 / 3.12%	\$107,199 / 1.81%	\$21,680 / 0.37%	0 / 0%
T	\$35,106,182	\$221,131 / 0.63%	\$24,367 / 0.07%	\$103,732 / 0.30%	\$93,032 / 0.27%	0 / 0%	0 / 0%	0 / 0%
-TC	\$1,434,781	0 / 0%	0 / 0%	0 / 0%	0 / 0%	0 / 0%	0 / 0%	0 / 0%
	\$4,501,861	\$756,281 / 16.80%	\$85,947 / 1.91%	\$263,455 / 5.85%	\$277,999 / 6.18%	\$107,199 / 2.38%	\$21,680 / 0.48%	0 / 0%
696 - TEXAS DEPT OF CRIMINAL JUSTICE - OTHER SERVICES UNADJUSTED GOAL IS 26%								
-I	\$30,562,658	0 / 0%	0 / 0%	0 / 0%	0 / 0%	0 / 0%	0 / 0%	0 / 0%
N	\$532,985	\$53,569 / 10.05%	0 / 0%	0 / 0%	\$1,452 / 0.27%	\$52,116 / 9.78%	0 / 0%	0 / 0%
S	***	\$182,193 / 0.41%	0 / 0%	\$154,361 / 0.35%	\$27,832 / 0.06%	0 / 0%	0 / 0%	0 / 0%
T	\$99,421,779	\$10,430,683 / 10.49%	\$187,673 / 0.19%	\$6,161,188 / 6.20%	\$1,063,779 / 1.07%	\$2,720,683 / 2.74%	\$42,357 / 0.04%	\$255,003 / 0.26%
-TC	\$1,654,152	\$46,854 / 2.83%	0 / 0%	0 / 0%	\$46,854 / 2.83%	0 / 0%	0 / 0%	0 / 0%
	\$67,737,954	\$10,619,590 / 15.68%	\$187,673 / 0.28%	\$6,315,549 / 9.32%	\$1,046,209 / 1.54%	\$2,772,800 / 4.09%	\$42,357 / 0.06%	\$255,003 / 0.38%
696 - TEXAS DEPT OF CRIMINAL JUSTICE - COMMODITY PURCHASING UNADJUSTED GOAL IS 21.1%								
-I	\$14,877,338	0 / 0%	0 / 0%	0 / 0%	0 / 0%	0 / 0%	0 / 0%	0 / 0%
N	\$3,842,546	\$408,072 / 10.62%	0 / 0%	\$11,834 / 0.31%	\$43,379 / 1.13%	\$352,859 / 9.18%	0 / 0%	0 / 0%
S	***	\$2,777,305 / 0.83%	\$16,983 / 0.01%	\$1,298,015 / 0.39%	\$1,442,050 / 0.43%	\$14,251 / 0.00%	\$6,006 / 0.00%	0 / 0%
T	\$481,109,903	\$39,584,045 / 8.23%	\$2,024,175 / 0.42%	\$17,361,290 / 3.61%	\$18,922,281 / 3.93%	\$1,117,389 / 0.23%	\$85,151 / 0.02%	\$73,759 / 0.02%
-TC	\$234,533,947	\$841,258 / 0.36%	0 / 0%	0 / 0%	\$610,602 / 0.26%	\$230,655 / 0.10%	0 / 0%	0 / 0%
	\$235,541,163	\$41,928,165 / 17.80%	\$2,041,158 / 0.87%	\$18,671,139 / 7.93%	\$19,797,107 / 8.40%	\$1,253,844 / 0.53%	\$91,158 / 0.04%	\$73,759 / 0.03%

*** DOLLARS REPORTED BUT NOT SHOWN IN THESE COLUMNS. T=TREASURY, N=NON-TREASURY, S=SUBCONTRACTOR FUNDS & PROCUREMENT CARD HUB PURCHASES, TC=TERM CONTRACT, I= INTER GOVERNMENTAL PAYMENTS.



TEXAS HISTORICALLY UNDERUTILIZED BUSINESS (HUB) ANNUAL REPORT RECEIVED FOR FISCAL YEAR 2024

SECTION VII - STATE AGENCY EXPENDITURE DATA

RECORD TYPE	TOTAL EXPENDITURE	TOTAL SPENT WITH HUBS AMOUNT / %	BLACK AMOUNT / %	HISPANIC AMOUNT / %	WOMAN AMOUNT / %	ASIAN PACIFIC AMOUNT / %	NATIVE AMERICAN AMOUNT / %	SERVICE-DISABLED VETERAN AMOUNT / %
696 - TEXAS DEPT OF CRIMINAL JUSTICE - Statewide Grand Total Expenditures								
-I	\$74,995,531	0 / 0%	0 / 0%	0 / 0%	0 / 0%	0 / 0%	0 / 0%	0 / 0%
N	\$4,376,126	\$461,640 / 10.55%	0 / 0%	\$11,834 / 0.27%	\$44,831 / 1.02%	\$404,975 / 9.25%	0 / 0%	0 / 0%
S	***	\$4,014,033 / 0.88%	\$242,081 / 0.05%	\$1,612,274 / 0.35%	\$2,010,541 / 0.44%	\$121,450 / 0.03%	\$27,686 / 0.01%	0 / 0%
T	\$692,954,127	\$78,963,623 / 11.40%	\$2,291,494 / 0.33%	\$32,408,020 / 4.68%	\$27,158,124 / 3.92%	\$16,363,207 / 2.36%	\$414,016 / 0.06%	\$328,762 / 0.05%
-TC	\$237,631,180	\$888,112 / 0.37%	0 / 0%	0 / 0%	\$657,456 / 0.28%	\$230,655 / 0.10%	0 / 0%	0 / 0%
	\$384,703,542	\$82,551,184 / 21.46%	\$2,533,575 / 0.66%	\$34,032,128 / 8.85%	\$28,556,039 / 7.42%	\$16,658,977 / 4.33%	\$441,703 / 0.11%	\$328,762 / 0.09%

*** DOLLARS REPORTED BUT NOT SHOWN IN THESE COLUMNS. T=TREASURY, N=NON-TREASURY, S=SUBCONTRACTOR FUNDS & PROCUREMENT CARD HUB PURCHASES, TC=TERM CONTRACT, I= INTER GOVERNMENTAL PAYMENTS.



TEXAS HISTORICALLY UNDERUTILIZED BUSINESS (HUB) ANNUAL REPORT RECEIVED FOR FISCAL YEAR 2024

SECTION VII - STATE AGENCY EXPENDITURE DATA

RECORD TYPE	TOTAL EXPENDITURE	TOTAL SPENT WITH HUBS AMOUNT / %	BLACK AMOUNT / %	HISPANIC AMOUNT / %	WOMAN AMOUNT / %	ASIAN PACIFIC AMOUNT / %	NATIVE AMERICAN AMOUNT / %	SERVICE-DISABLED VETERAN AMOUNT / %
-------------	-------------------	----------------------------------	------------------	---------------------	------------------	--------------------------	----------------------------	-------------------------------------

701 - TEXAS EDUCATION AGENCY - HEAVY CONSTRUCTION UNADJUSTED GOAL IS 11.2%

-I	0	0 / 0%	0 / 0%	0 / 0%	0 / 0%	0 / 0%	0 / 0%	0 / 0%
N	0	0 / 0%	0 / 0%	0 / 0%	0 / 0%	0 / 0%	0 / 0%	0 / 0%
S	***	0 / 0%	0 / 0%	0 / 0%	0 / 0%	0 / 0%	0 / 0%	0 / 0%
T	0	0 / 0%	0 / 0%	0 / 0%	0 / 0%	0 / 0%	0 / 0%	0 / 0%
-TC	0	0 / 0%	0 / 0%	0 / 0%	0 / 0%	0 / 0%	0 / 0%	0 / 0%
	0	0 / 0%	0 / 0%	0 / 0%	0 / 0%	0 / 0%	0 / 0%	0 / 0%

701 - TEXAS EDUCATION AGENCY - BUILDING CONSTRUCTION UNADJUSTED GOAL IS 21.1%

-I	0	0 / 0%	0 / 0%	0 / 0%	0 / 0%	0 / 0%	0 / 0%	0 / 0%
N	0	0 / 0%	0 / 0%	0 / 0%	0 / 0%	0 / 0%	0 / 0%	0 / 0%
S	***	0 / 0%	0 / 0%	0 / 0%	0 / 0%	0 / 0%	0 / 0%	0 / 0%
T	0	0 / 0%	0 / 0%	0 / 0%	0 / 0%	0 / 0%	0 / 0%	0 / 0%
-TC	0	0 / 0%	0 / 0%	0 / 0%	0 / 0%	0 / 0%	0 / 0%	0 / 0%
	0	0 / 0%	0 / 0%	0 / 0%	0 / 0%	0 / 0%	0 / 0%	0 / 0%

701 - TEXAS EDUCATION AGENCY - SPECIAL TRADE UNADJUSTED GOAL IS 32.9%

-I	0	0 / 0%	0 / 0%	0 / 0%	0 / 0%	0 / 0%	0 / 0%	0 / 0%
N	0	0 / 0%	0 / 0%	0 / 0%	0 / 0%	0 / 0%	0 / 0%	0 / 0%
S	***	0 / 0%	0 / 0%	0 / 0%	0 / 0%	0 / 0%	0 / 0%	0 / 0%
T	\$9,895	0 / 0%	0 / 0%	0 / 0%	0 / 0%	0 / 0%	0 / 0%	0 / 0%
-TC	0	0 / 0%	0 / 0%	0 / 0%	0 / 0%	0 / 0%	0 / 0%	0 / 0%
	\$9,895	0 / 0%	0 / 0%	0 / 0%	0 / 0%	0 / 0%	0 / 0%	0 / 0%

*** DOLLARS REPORTED BUT NOT SHOWN IN THESE COLUMNS. T=TREASURY, N=NON-TREASURY, S=SUBCONTRACTOR FUNDS & PROCUREMENT CARD HUB PURCHASES, TC=TERM CONTRACT, I= INTER GOVERNMENTAL PAYMENTS.



TEXAS HISTORICALLY UNDERUTILIZED BUSINESS (HUB) ANNUAL REPORT RECEIVED FOR FISCAL YEAR 2024

SECTION VII - STATE AGENCY EXPENDITURE DATA

RECORD TYPE	TOTAL EXPENDITURE	TOTAL SPENT WITH HUBS AMOUNT / %	BLACK AMOUNT / %	HISPANIC AMOUNT / %	WOMAN AMOUNT / %	ASIAN PACIFIC AMOUNT / %	NATIVE AMERICAN AMOUNT / %	SERVICE-DISABLED VETERAN AMOUNT / %
701 - TEXAS EDUCATION AGENCY - PROFESSIONAL SERVICES UNADJUSTED GOAL IS 23.7%								
-I	0	0 / 0%	0 / 0%	0 / 0%	0 / 0%	0 / 0%	0 / 0%	0 / 0%
N	0	0 / 0%	0 / 0%	0 / 0%	0 / 0%	0 / 0%	0 / 0%	0 / 0%
S	***	0 / 0%	0 / 0%	0 / 0%	0 / 0%	0 / 0%	0 / 0%	0 / 0%
T	\$72,313	\$9,975 / 13.79%	\$9,975 / 13.79%	0 / 0%	0 / 0%	0 / 0%	0 / 0%	0 / 0%
-TC	0	0 / 0%	0 / 0%	0 / 0%	0 / 0%	0 / 0%	0 / 0%	0 / 0%
	\$72,313	\$9,975 / 13.79%	\$9,975 / 13.79%	0 / 0%	0 / 0%	0 / 0%	0 / 0%	0 / 0%
701 - TEXAS EDUCATION AGENCY - OTHER SERVICES UNADJUSTED GOAL IS 26%								
-I	0	0 / 0%	0 / 0%	0 / 0%	0 / 0%	0 / 0%	0 / 0%	0 / 0%
N	0	0 / 0%	0 / 0%	0 / 0%	0 / 0%	0 / 0%	0 / 0%	0 / 0%
S	***	\$6,121,082 / 1.89%	\$55,916 / 0.02%	\$1,705,344 / 0.53%	\$4,292,521 / 1.33%	\$67,300 / 0.02%	0 / 0%	0 / 0%
T	\$341,495,562	\$13,503,855 / 3.95%	\$14,905 / 0.00%	\$687,125 / 0.20%	\$3,926,128 / 1.15%	\$8,281,993 / 2.43%	\$593,704 / 0.17%	0 / 0%
-TC	\$89,859	0 / 0%	0 / 0%	0 / 0%	0 / 0%	0 / 0%	0 / 0%	0 / 0%
	\$341,405,703	\$19,624,937 / 5.75%	\$70,821 / 0.02%	\$2,392,468 / 0.70%	\$8,218,650 / 2.41%	\$8,349,293 / 2.45%	\$593,704 / 0.17%	0 / 0%
701 - TEXAS EDUCATION AGENCY - COMMODITY PURCHASING UNADJUSTED GOAL IS 21.1%								
-I	0	0 / 0%	0 / 0%	0 / 0%	0 / 0%	0 / 0%	0 / 0%	0 / 0%
N	0	0 / 0%	0 / 0%	0 / 0%	0 / 0%	0 / 0%	0 / 0%	0 / 0%
S	***	0 / 0%	0 / 0%	0 / 0%	0 / 0%	0 / 0%	0 / 0%	0 / 0%
T	\$26,299,198	\$142,471 / 0.54%	0 / 0%	0 / 0%	\$65,549 / 0.25%	\$76,922 / 0.29%	0 / 0%	0 / 0%
-TC	\$107,881	0 / 0%	0 / 0%	0 / 0%	0 / 0%	0 / 0%	0 / 0%	0 / 0%
	\$26,191,317	\$142,471 / 0.54%	0 / 0%	0 / 0%	\$65,549 / 0.25%	\$76,922 / 0.29%	0 / 0%	0 / 0%

*** DOLLARS REPORTED BUT NOT SHOWN IN THESE COLUMNS. T=TREASURY, N=NON-TREASURY, S=SUBCONTRACTOR FUNDS & PROCUREMENT CARD HUB PURCHASES, TC=TERM CONTRACT, I= INTER GOVERNMENTAL PAYMENTS.



TEXAS HISTORICALLY UNDERUTILIZED BUSINESS (HUB) ANNUAL REPORT RECEIVED FOR FISCAL YEAR 2024

SECTION VII - STATE AGENCY EXPENDITURE DATA

RECORD TYPE	TOTAL EXPENDITURE	TOTAL SPENT WITH HUBS AMOUNT / %	BLACK AMOUNT / %	HISPANIC AMOUNT / %	WOMAN AMOUNT / %	ASIAN PACIFIC AMOUNT / %	NATIVE AMERICAN AMOUNT / %	SERVICE-DISABLED VETERAN AMOUNT / %
701 - TEXAS EDUCATION AGENCY - Statewide Grand Total Expenditures								
-I	0	0 / 0%	0 / 0%	0 / 0%	0 / 0%	0 / 0%	0 / 0%	0 / 0%
N	0	0 / 0%	0 / 0%	0 / 0%	0 / 0%	0 / 0%	0 / 0%	0 / 0%
S	***	\$6,121,082 / 1.89%	\$55,916 / 0.02%	\$1,705,344 / 0.53%	\$4,292,521 / 1.33%	\$67,300 / 0.02%	0 / 0%	0 / 0%
T	\$367,876,967	\$13,656,301 / 3.71%	\$24,880 / 0.01%	\$687,125 / 0.19%	\$3,991,677 / 1.09%	\$8,358,915 / 2.27%	\$593,704 / 0.16%	0 / 0%
-TC	\$197,740	0 / 0%	0 / 0%	0 / 0%	0 / 0%	0 / 0%	0 / 0%	0 / 0%
	\$367,679,227	\$19,777,383 / 5.38%	\$80,796 / 0.02%	\$2,392,468 / 0.65%	\$8,284,199 / 2.25%	\$8,426,215 / 2.29%	\$593,704 / 0.16%	0 / 0%

*** DOLLARS REPORTED BUT NOT SHOWN IN THESE COLUMNS. T=TREASURY, N=NON-TREASURY, S=SUBCONTRACTOR FUNDS & PROCUREMENT CARD HUB PURCHASES, TC=TERM CONTRACT, I= INTER GOVERNMENTAL PAYMENTS.



TEXAS HISTORICALLY UNDERUTILIZED BUSINESS (HUB) ANNUAL REPORT RECEIVED FOR FISCAL YEAR 2024

SECTION VII - STATE AGENCY EXPENDITURE DATA

RECORD TYPE	TOTAL EXPENDITURE	TOTAL SPENT WITH HUBS AMOUNT / %	BLACK AMOUNT / %	HISPANIC AMOUNT / %	WOMAN AMOUNT / %	ASIAN PACIFIC AMOUNT / %	NATIVE AMERICAN AMOUNT / %	SERVICE-DISABLED VETERAN AMOUNT / %
706 - NO AGENCY NAME - HEAVY CONSTRUCTION UNADJUSTED GOAL IS 11.2%								
-I	0	0 / 0%	0 / 0%	0 / 0%	0 / 0%	0 / 0%	0 / 0%	0 / 0%
N	0	0 / 0%	0 / 0%	0 / 0%	0 / 0%	0 / 0%	0 / 0%	0 / 0%
S	***	0 / 0%	0 / 0%	0 / 0%	0 / 0%	0 / 0%	0 / 0%	0 / 0%
T	0	0 / 0%	0 / 0%	0 / 0%	0 / 0%	0 / 0%	0 / 0%	0 / 0%
-TC	0	0 / 0%	0 / 0%	0 / 0%	0 / 0%	0 / 0%	0 / 0%	0 / 0%
	0	0 / 0%	0 / 0%	0 / 0%	0 / 0%	0 / 0%	0 / 0%	0 / 0%
706 - NO AGENCY NAME - BUILDING CONSTRUCTION UNADJUSTED GOAL IS 21.1%								
-I	0	0 / 0%	0 / 0%	0 / 0%	0 / 0%	0 / 0%	0 / 0%	0 / 0%
N	0	0 / 0%	0 / 0%	0 / 0%	0 / 0%	0 / 0%	0 / 0%	0 / 0%
S	***	0 / 0%	0 / 0%	0 / 0%	0 / 0%	0 / 0%	0 / 0%	0 / 0%
T	0	0 / 0%	0 / 0%	0 / 0%	0 / 0%	0 / 0%	0 / 0%	0 / 0%
-TC	0	0 / 0%	0 / 0%	0 / 0%	0 / 0%	0 / 0%	0 / 0%	0 / 0%
	0	0 / 0%	0 / 0%	0 / 0%	0 / 0%	0 / 0%	0 / 0%	0 / 0%
706 - NO AGENCY NAME - SPECIAL TRADE UNADJUSTED GOAL IS 32.9%								
-I	0	0 / 0%	0 / 0%	0 / 0%	0 / 0%	0 / 0%	0 / 0%	0 / 0%
N	0	0 / 0%	0 / 0%	0 / 0%	0 / 0%	0 / 0%	0 / 0%	0 / 0%
S	***	0 / 0%	0 / 0%	0 / 0%	0 / 0%	0 / 0%	0 / 0%	0 / 0%
T	0	0 / 0%	0 / 0%	0 / 0%	0 / 0%	0 / 0%	0 / 0%	0 / 0%
-TC	0	0 / 0%	0 / 0%	0 / 0%	0 / 0%	0 / 0%	0 / 0%	0 / 0%
	0	0 / 0%	0 / 0%	0 / 0%	0 / 0%	0 / 0%	0 / 0%	0 / 0%

*** DOLLARS REPORTED BUT NOT SHOWN IN THESE COLUMNS. T=TREASURY, N=NON-TREASURY, S=SUBCONTRACTOR FUNDS & PROCUREMENT CARD HUB PURCHASES, TC=TERM CONTRACT, I= INTER GOVERNMENTAL PAYMENTS.



TEXAS HISTORICALLY UNDERUTILIZED BUSINESS (HUB) ANNUAL REPORT RECEIVED FOR FISCAL YEAR 2024

SECTION VII - STATE AGENCY EXPENDITURE DATA

RECORD TYPE	TOTAL EXPENDITURE	TOTAL SPENT WITH HUBS AMOUNT / %	BLACK AMOUNT / %	HISPANIC AMOUNT / %	WOMAN AMOUNT / %	ASIAN PACIFIC AMOUNT / %	NATIVE AMERICAN AMOUNT / %	SERVICE-DISABLED VETERAN AMOUNT / %
706 - NO AGENCY NAME - PROFESSIONAL SERVICES UNADJUSTED GOAL IS 23.7%								
-I	0	0 / 0%	0 / 0%	0 / 0%	0 / 0%	0 / 0%	0 / 0%	0 / 0%
N	0	0 / 0%	0 / 0%	0 / 0%	0 / 0%	0 / 0%	0 / 0%	0 / 0%
S	***	0 / 0%	0 / 0%	0 / 0%	0 / 0%	0 / 0%	0 / 0%	0 / 0%
T	\$2,465,150	0 / 0%	0 / 0%	0 / 0%	0 / 0%	0 / 0%	0 / 0%	0 / 0%
-TC	0	0 / 0%	0 / 0%	0 / 0%	0 / 0%	0 / 0%	0 / 0%	0 / 0%
	\$2,465,150	0 / 0%	0 / 0%	0 / 0%	0 / 0%	0 / 0%	0 / 0%	0 / 0%
706 - NO AGENCY NAME - OTHER SERVICES UNADJUSTED GOAL IS 26%								
-I	0	0 / 0%	0 / 0%	0 / 0%	0 / 0%	0 / 0%	0 / 0%	0 / 0%
N	0	0 / 0%	0 / 0%	0 / 0%	0 / 0%	0 / 0%	0 / 0%	0 / 0%
S	***	0 / 0%	0 / 0%	0 / 0%	0 / 0%	0 / 0%	0 / 0%	0 / 0%
T	\$9,966,321	\$117,796 / 1.18%	0 / 0%	0 / 0%	\$4,411 / 0.04%	\$19,230 / 0.19%	\$94,155 / 0.94%	0 / 0%
-TC	\$996	0 / 0%	0 / 0%	0 / 0%	0 / 0%	0 / 0%	0 / 0%	0 / 0%
	\$9,965,325	\$117,796 / 1.18%	0 / 0%	0 / 0%	\$4,411 / 0.04%	\$19,230 / 0.19%	\$94,155 / 0.94%	0 / 0%
706 - NO AGENCY NAME - COMMODITY PURCHASING UNADJUSTED GOAL IS 21.1%								
-I	0	0 / 0%	0 / 0%	0 / 0%	0 / 0%	0 / 0%	0 / 0%	0 / 0%
N	0	0 / 0%	0 / 0%	0 / 0%	0 / 0%	0 / 0%	0 / 0%	0 / 0%
S	***	0 / 0%	0 / 0%	0 / 0%	0 / 0%	0 / 0%	0 / 0%	0 / 0%
T	\$2,036,167	\$460,094 / 22.60%	0 / 0%	\$13,901 / 0.68%	\$426,310 / 20.94%	\$19,884 / 0.98%	0 / 0%	0 / 0%
-TC	0	0 / 0%	0 / 0%	0 / 0%	0 / 0%	0 / 0%	0 / 0%	0 / 0%
	\$2,036,167	\$460,094 / 22.60%	0 / 0%	\$13,901 / 0.68%	\$426,310 / 20.94%	\$19,884 / 0.98%	0 / 0%	0 / 0%

*** DOLLARS REPORTED BUT NOT SHOWN IN THESE COLUMNS. T=TREASURY, N=NON-TREASURY, S=SUBCONTRACTOR FUNDS & PROCUREMENT CARD HUB PURCHASES, TC=TERM CONTRACT, I= INTER GOVERNMENTAL PAYMENTS.



TEXAS HISTORICALLY UNDERUTILIZED BUSINESS (HUB) ANNUAL REPORT RECEIVED FOR FISCAL YEAR 2024

SECTION VII - STATE AGENCY EXPENDITURE DATA

RECORD TYPE	TOTAL EXPENDITURE	TOTAL SPENT WITH HUBS AMOUNT / %	BLACK AMOUNT / %	HISPANIC AMOUNT / %	WOMAN AMOUNT / %	ASIAN PACIFIC AMOUNT / %	NATIVE AMERICAN AMOUNT / %	SERVICE-DISABLED VETERAN AMOUNT / %
706 - NO AGENCY NAME - Statewide Grand Total Expenditures								
-I	0	0 / 0%	0 / 0%	0 / 0%	0 / 0%	0 / 0%	0 / 0%	0 / 0%
N	0	0 / 0%	0 / 0%	0 / 0%	0 / 0%	0 / 0%	0 / 0%	0 / 0%
S	***	0 / 0%	0 / 0%	0 / 0%	0 / 0%	0 / 0%	0 / 0%	0 / 0%
T	\$14,467,639	\$577,890 / 3.99%	0 / 0%	\$13,901 / 0.10%	\$430,720 / 2.98%	\$39,114 / 0.27%	\$94,155 / 0.65%	0 / 0%
-TC	\$996	0 / 0%	0 / 0%	0 / 0%	0 / 0%	0 / 0%	0 / 0%	0 / 0%
	\$14,466,643	\$577,890 / 3.99%	0 / 0%	\$13,901 / 0.10%	\$430,720 / 2.98%	\$39,114 / 0.27%	\$94,155 / 0.65%	0 / 0%

*** DOLLARS REPORTED BUT NOT SHOWN IN THESE COLUMNS. T=TREASURY, N=NON-TREASURY, S=SUBCONTRACTOR FUNDS & PROCUREMENT CARD HUB PURCHASES, TC=TERM CONTRACT, I= INTER GOVERNMENTAL PAYMENTS.



TEXAS HISTORICALLY UNDERUTILIZED BUSINESS (HUB) ANNUAL REPORT RECEIVED FOR FISCAL YEAR 2024

SECTION VII - STATE AGENCY EXPENDITURE DATA

RECORD TYPE	TOTAL EXPENDITURE	TOTAL SPENT WITH HUBS AMOUNT / %	BLACK AMOUNT / %	HISPANIC AMOUNT / %	WOMAN AMOUNT / %	ASIAN PACIFIC AMOUNT / %	NATIVE AMERICAN AMOUNT / %	SERVICE-DISABLED VETERAN AMOUNT / %
708 - TEXAS A&M SYSTEM SHARED SERVICE CTR - HEAVY CONSTRUCTION UNADJUSTED GOAL IS 11.2%								
-I	0	0 / 0%	0 / 0%	0 / 0%	0 / 0%	0 / 0%	0 / 0%	0 / 0%
N	0	0 / 0%	0 / 0%	0 / 0%	0 / 0%	0 / 0%	0 / 0%	0 / 0%
S	***	0 / 0%	0 / 0%	0 / 0%	0 / 0%	0 / 0%	0 / 0%	0 / 0%
T	0	0 / 0%	0 / 0%	0 / 0%	0 / 0%	0 / 0%	0 / 0%	0 / 0%
-TC	0	0 / 0%	0 / 0%	0 / 0%	0 / 0%	0 / 0%	0 / 0%	0 / 0%
	0	0 / 0%	0 / 0%	0 / 0%	0 / 0%	0 / 0%	0 / 0%	0 / 0%
708 - TEXAS A&M SYSTEM SHARED SERVICE CTR - BUILDING CONSTRUCTION UNADJUSTED GOAL IS 21.1%								
-I	0	0 / 0%	0 / 0%	0 / 0%	0 / 0%	0 / 0%	0 / 0%	0 / 0%
N	\$715,265	0 / 0%	0 / 0%	0 / 0%	0 / 0%	0 / 0%	0 / 0%	0 / 0%
S	***	0 / 0%	0 / 0%	0 / 0%	0 / 0%	0 / 0%	0 / 0%	0 / 0%
T	0	0 / 0%	0 / 0%	0 / 0%	0 / 0%	0 / 0%	0 / 0%	0 / 0%
-TC	0	0 / 0%	0 / 0%	0 / 0%	0 / 0%	0 / 0%	0 / 0%	0 / 0%
	\$715,265	0 / 0%	0 / 0%	0 / 0%	0 / 0%	0 / 0%	0 / 0%	0 / 0%
708 - TEXAS A&M SYSTEM SHARED SERVICE CTR - SPECIAL TRADE UNADJUSTED GOAL IS 32.9%								
-I	0	0 / 0%	0 / 0%	0 / 0%	0 / 0%	0 / 0%	0 / 0%	0 / 0%
N	\$149,595	\$37,570 / 25.11%	0 / 0%	0 / 0%	\$37,570 / 25.11%	0 / 0%	0 / 0%	0 / 0%
S	***	0 / 0%	0 / 0%	0 / 0%	0 / 0%	0 / 0%	0 / 0%	0 / 0%
T	0	0 / 0%	0 / 0%	0 / 0%	0 / 0%	0 / 0%	0 / 0%	0 / 0%
-TC	0	0 / 0%	0 / 0%	0 / 0%	0 / 0%	0 / 0%	0 / 0%	0 / 0%
	\$149,595	\$37,570 / 25.11%	0 / 0%	0 / 0%	\$37,570 / 25.11%	0 / 0%	0 / 0%	0 / 0%

*** DOLLARS REPORTED BUT NOT SHOWN IN THESE COLUMNS. T=TREASURY, N=NON-TREASURY, S=SUBCONTRACTOR FUNDS & PROCUREMENT CARD HUB PURCHASES, TC=TERM CONTRACT, I= INTER GOVERNMENTAL PAYMENTS.



TEXAS HISTORICALLY UNDERUTILIZED BUSINESS (HUB) ANNUAL REPORT RECEIVED FOR FISCAL YEAR 2024

SECTION VII - STATE AGENCY EXPENDITURE DATA

RECORD TYPE	TOTAL EXPENDITURE	TOTAL SPENT WITH HUBS AMOUNT / %	BLACK AMOUNT / %	HISPANIC AMOUNT / %	WOMAN AMOUNT / %	ASIAN PACIFIC AMOUNT / %	NATIVE AMERICAN AMOUNT / %	SERVICE-DISABLED VETERAN AMOUNT / %
708 - TEXAS A&M SYSTEM SHARED SERVICE CTR - PROFESSIONAL SERVICES UNADJUSTED GOAL IS 23.7%								
-I	0	0 / 0%	0 / 0%	0 / 0%	0 / 0%	0 / 0%	0 / 0%	0 / 0%
N	\$221,452	0 / 0%	0 / 0%	0 / 0%	0 / 0%	0 / 0%	0 / 0%	0 / 0%
S	***	0 / 0%	0 / 0%	0 / 0%	0 / 0%	0 / 0%	0 / 0%	0 / 0%
T	0	0 / 0%	0 / 0%	0 / 0%	0 / 0%	0 / 0%	0 / 0%	0 / 0%
-TC	0	0 / 0%	0 / 0%	0 / 0%	0 / 0%	0 / 0%	0 / 0%	0 / 0%
	\$221,452	0 / 0%	0 / 0%	0 / 0%	0 / 0%	0 / 0%	0 / 0%	0 / 0%

708 - TEXAS A&M SYSTEM SHARED SERVICE CTR - OTHER SERVICES UNADJUSTED GOAL IS 26%								
-I	0	0 / 0%	0 / 0%	0 / 0%	0 / 0%	0 / 0%	0 / 0%	0 / 0%
N	\$11,689,196	\$1,818,827 / 15.56%	\$1,138,601 / 9.74%	\$431,961 / 3.70%	\$198,221 / 1.70%	\$50,045 / 0.43%	0 / 0%	0 / 0%
S	***	0 / 0%	0 / 0%	0 / 0%	0 / 0%	0 / 0%	0 / 0%	0 / 0%
T	0	0 / 0%	0 / 0%	0 / 0%	0 / 0%	0 / 0%	0 / 0%	0 / 0%
-TC	0	0 / 0%	0 / 0%	0 / 0%	0 / 0%	0 / 0%	0 / 0%	0 / 0%
	\$11,689,196	\$1,818,827 / 15.56%	\$1,138,601 / 9.74%	\$431,961 / 3.70%	\$198,221 / 1.70%	\$50,045 / 0.43%	0 / 0%	0 / 0%

708 - TEXAS A&M SYSTEM SHARED SERVICE CTR - COMMODITY PURCHASING UNADJUSTED GOAL IS 21.1%								
-I	0	0 / 0%	0 / 0%	0 / 0%	0 / 0%	0 / 0%	0 / 0%	0 / 0%
N	\$10,209,308	\$3,241,551 / 31.75%	\$367,646 / 3.60%	\$1,761,449 / 17.25%	\$294,236 / 2.88%	\$818,221 / 8.01%	0 / 0%	0 / 0%
S	***	\$7,674 / 1.33%	0 / 0%	\$5,913 / 1.03%	\$1,760 / 0.31%	0 / 0%	0 / 0%	0 / 0%
T	0	0 / 0%	0 / 0%	0 / 0%	0 / 0%	0 / 0%	0 / 0%	0 / 0%
-TC	0	0 / 0%	0 / 0%	0 / 0%	0 / 0%	0 / 0%	0 / 0%	0 / 0%
	\$10,209,308	\$3,249,225 / 31.83%	\$367,646 / 3.60%	\$1,767,362 / 17.31%	\$295,996 / 2.90%	\$818,221 / 8.01%	0 / 0%	0 / 0%

*** DOLLARS REPORTED BUT NOT SHOWN IN THESE COLUMNS. T=TREASURY, N=NON-TREASURY, S=SUBCONTRACTOR FUNDS & PROCUREMENT CARD HUB PURCHASES, TC=TERM CONTRACT, I= INTER GOVERNMENTAL PAYMENTS.



TEXAS HISTORICALLY UNDERUTILIZED BUSINESS (HUB) ANNUAL REPORT RECEIVED FOR FISCAL YEAR 2024

SECTION VII - STATE AGENCY EXPENDITURE DATA

RECORD TYPE	TOTAL EXPENDITURE	TOTAL SPENT WITH HUBS AMOUNT / %	BLACK AMOUNT / %	HISPANIC AMOUNT / %	WOMAN AMOUNT / %	ASIAN PACIFIC AMOUNT / %	NATIVE AMERICAN AMOUNT / %	SERVICE-DISABLED VETERAN AMOUNT / %
708 - TEXAS A&M SYSTEM SHARED SERVICE CTR - Statewide Grand Total Expenditures								
-I	0	0 / 0%	0 / 0%	0 / 0%	0 / 0%	0 / 0%	0 / 0%	0 / 0%
N	\$22,984,815	\$5,097,948 / 22.18%	\$1,506,247 / 6.55%	\$2,193,409 / 9.54%	\$530,027 / 2.31%	\$868,265 / 3.78%	0 / 0%	0 / 0%
S	***	\$7,674 / 1.33%	0 / 0%	\$5,913 / 1.03%	\$1,760 / 0.31%	0 / 0%	0 / 0%	0 / 0%
T	0	0 / 0%	0 / 0%	0 / 0%	0 / 0%	0 / 0%	0 / 0%	0 / 0%
-TC	0	0 / 0%	0 / 0%	0 / 0%	0 / 0%	0 / 0%	0 / 0%	0 / 0%
	\$22,984,815	\$5,105,622 / 22.21%	\$1,506,247 / 6.55%	\$2,199,323 / 9.57%	\$531,787 / 2.31%	\$868,265 / 3.78%	0 / 0%	0 / 0%

*** DOLLARS REPORTED BUT NOT SHOWN IN THESE COLUMNS. T=TREASURY, N=NON-TREASURY, S=SUBCONTRACTOR FUNDS & PROCUREMENT CARD HUB PURCHASES, TC=TERM CONTRACT, I= INTER GOVERNMENTAL PAYMENTS.



TEXAS HISTORICALLY UNDERUTILIZED BUSINESS (HUB) ANNUAL REPORT RECEIVED FOR FISCAL YEAR 2024

SECTION VII - STATE AGENCY EXPENDITURE DATA

RECORD TYPE	TOTAL EXPENDITURE	TOTAL SPENT WITH HUBS AMOUNT / %	BLACK AMOUNT / %	HISPANIC AMOUNT / %	WOMAN AMOUNT / %	ASIAN PACIFIC AMOUNT / %	NATIVE AMERICAN AMOUNT / %	SERVICE-DISABLED VETERAN AMOUNT / %
709 - TEXAS A&M HEALTH SCIENCE CENTER - HEAVY CONSTRUCTION UNADJUSTED GOAL IS 11.2%								
-I	0	0 / 0%	0 / 0%	0 / 0%	0 / 0%	0 / 0%	0 / 0%	0 / 0%
N	0	0 / 0%	0 / 0%	0 / 0%	0 / 0%	0 / 0%	0 / 0%	0 / 0%
S	***	0 / 0%	0 / 0%	0 / 0%	0 / 0%	0 / 0%	0 / 0%	0 / 0%
T	0	0 / 0%	0 / 0%	0 / 0%	0 / 0%	0 / 0%	0 / 0%	0 / 0%
-TC	0	0 / 0%	0 / 0%	0 / 0%	0 / 0%	0 / 0%	0 / 0%	0 / 0%
	0	0 / 0%	0 / 0%	0 / 0%	0 / 0%	0 / 0%	0 / 0%	0 / 0%

709 - TEXAS A&M HEALTH SCIENCE CENTER - BUILDING CONSTRUCTION UNADJUSTED GOAL IS 21.1%								
-I	0	0 / 0%	0 / 0%	0 / 0%	0 / 0%	0 / 0%	0 / 0%	0 / 0%
N	\$2,353,293	\$2,519,970 / 107.08%	0 / 0%	\$1,065,406 / 45.27%	\$1,454,564 / 61.81%	0 / 0%	0 / 0%	0 / 0%
S	***	0 / 0%	0 / 0%	0 / 0%	0 / 0%	0 / 0%	0 / 0%	0 / 0%
T	0	0 / 0%	0 / 0%	0 / 0%	0 / 0%	0 / 0%	0 / 0%	0 / 0%
-TC	0	0 / 0%	0 / 0%	0 / 0%	0 / 0%	0 / 0%	0 / 0%	0 / 0%
	\$2,353,293	\$2,519,970 / 107.08%	0 / 0%	\$1,065,406 / 45.27%	\$1,454,564 / 61.81%	0 / 0%	0 / 0%	0 / 0%

709 - TEXAS A&M HEALTH SCIENCE CENTER - SPECIAL TRADE UNADJUSTED GOAL IS 32.9%								
-I	0	0 / 0%	0 / 0%	0 / 0%	0 / 0%	0 / 0%	0 / 0%	0 / 0%
N	\$12,352,770	\$3,100 / 0.03%	0 / 0%	\$3,100 / 0.03%	0 / 0%	0 / 0%	0 / 0%	0 / 0%
S	***	\$2,360,940 / 19.11%	0 / 0%	\$493,076 / 3.99%	\$1,867,865 / 15.12%	0 / 0%	0 / 0%	0 / 0%
T	0	0 / 0%	0 / 0%	0 / 0%	0 / 0%	0 / 0%	0 / 0%	0 / 0%
-TC	0	0 / 0%	0 / 0%	0 / 0%	0 / 0%	0 / 0%	0 / 0%	0 / 0%
	\$12,352,770	\$2,364,040 / 19.14%	0 / 0%	\$496,176 / 4.02%	\$1,867,865 / 15.12%	0 / 0%	0 / 0%	0 / 0%

*** DOLLARS REPORTED BUT NOT SHOWN IN THESE COLUMNS. T=TREASURY, N=NON-TREASURY, S=SUBCONTRACTOR FUNDS & PROCUREMENT CARD HUB PURCHASES, TC=TERM CONTRACT, I= INTER GOVERNMENTAL PAYMENTS.



TEXAS HISTORICALLY UNDERUTILIZED BUSINESS (HUB) ANNUAL REPORT RECEIVED FOR FISCAL YEAR 2024

SECTION VII - STATE AGENCY EXPENDITURE DATA

RECORD TYPE	TOTAL EXPENDITURE	TOTAL SPENT WITH HUBS AMOUNT / %	BLACK AMOUNT / %	HISPANIC AMOUNT / %	WOMAN AMOUNT / %	ASIAN PACIFIC AMOUNT / %	NATIVE AMERICAN AMOUNT / %	SERVICE-DISABLED VETERAN AMOUNT / %
-------------	-------------------	----------------------------------	------------------	---------------------	------------------	--------------------------	----------------------------	-------------------------------------

709 - TEXAS A&M HEALTH SCIENCE CENTER - PROFESSIONAL SERVICES UNADJUSTED GOAL IS 23.7%

-I	0	0 / 0%	0 / 0%	0 / 0%	0 / 0%	0 / 0%	0 / 0%	0 / 0%
N	\$1,969,570	\$5,800 / 0.29%	0 / 0%	\$5,800 / 0.29%	0 / 0%	0 / 0%	0 / 0%	0 / 0%
S	***	0 / 0%	0 / 0%	0 / 0%	0 / 0%	0 / 0%	0 / 0%	0 / 0%
T	0	0 / 0%	0 / 0%	0 / 0%	0 / 0%	0 / 0%	0 / 0%	0 / 0%
-TC	0	0 / 0%	0 / 0%	0 / 0%	0 / 0%	0 / 0%	0 / 0%	0 / 0%
	\$1,969,570	\$5,800 / 0.29%	0 / 0%	\$5,800 / 0.29%	0 / 0%	0 / 0%	0 / 0%	0 / 0%

709 - TEXAS A&M HEALTH SCIENCE CENTER - OTHER SERVICES UNADJUSTED GOAL IS 26%

-I	-\$1,235	0 / 0%	0 / 0%	0 / 0%	0 / 0%	0 / 0%	0 / 0%	0 / 0%
N	\$20,359,958	\$1,481,770 / 7.28%	\$99,518 / 0.49%	\$373,724 / 1.84%	\$686,060 / 3.37%	\$300,350 / 1.48%	0 / 0%	\$22,119 / 0.11%
S	***	\$726,865 / 4.54%	\$14,277 / 0.09%	\$319,817 / 2.00%	\$333,492 / 2.08%	\$58,219 / 0.36%	0 / 0%	\$1,060 / 0.01%
T	-\$342,232	-\$3,143 / 0.92%	0 / 0%	-\$3,143 / 0.92%	0 / 0%	0 / 0%	0 / 0%	0 / 0%
-TC	0	0 / 0%	0 / 0%	0 / 0%	0 / 0%	0 / 0%	0 / 0%	0 / 0%
	\$20,018,962	\$2,205,493 / 11.02%	\$113,795 / 0.57%	\$690,398 / 3.45%	\$1,019,552 / 5.09%	\$358,569 / 1.79%	0 / 0%	\$23,179 / 0.12%

709 - TEXAS A&M HEALTH SCIENCE CENTER - COMMODITY PURCHASING UNADJUSTED GOAL IS 21.1%

-I	-\$6,918	0 / 0%	0 / 0%	0 / 0%	0 / 0%	0 / 0%	0 / 0%	0 / 0%
N	\$39,223,883	\$9,215,485 / 23.49%	\$2,840,888 / 7.24%	\$2,790,025 / 7.11%	\$3,389,668 / 8.64%	\$180,075 / 0.46%	0 / 0%	\$14,829 / 0.04%
S	***	\$59,836 / 0.30%	\$5,312 / 0.03%	\$34,754 / 0.17%	\$18,825 / 0.09%	\$946 / 0.00%	0 / 0%	0 / 0%
T	-\$343,349	-\$48,803 / 14.21%	-\$27,914 / 8.13%	-\$20,888 / 6.08%	0 / 0%	0 / 0%	0 / 0%	0 / 0%
-TC	0	0 / 0%	0 / 0%	0 / 0%	0 / 0%	0 / 0%	0 / 0%	0 / 0%
	\$38,887,452	\$9,226,519 / 23.73%	\$2,818,285 / 7.25%	\$2,803,891 / 7.21%	\$3,408,494 / 8.77%	\$181,020 / 0.47%	0 / 0%	\$14,829 / 0.04%

*** DOLLARS REPORTED BUT NOT SHOWN IN THESE COLUMNS. T=TREASURY, N=NON-TREASURY, S=SUBCONTRACTOR FUNDS & PROCUREMENT CARD HUB PURCHASES, TC=TERM CONTRACT, I= INTER GOVERNMENTAL PAYMENTS.



TEXAS HISTORICALLY UNDERUTILIZED BUSINESS (HUB) ANNUAL REPORT RECEIVED FOR FISCAL YEAR 2024

SECTION VII - STATE AGENCY EXPENDITURE DATA

RECORD TYPE	TOTAL EXPENDITURE	TOTAL SPENT WITH HUBS AMOUNT / %	BLACK AMOUNT / %	HISPANIC AMOUNT / %	WOMAN AMOUNT / %	ASIAN PACIFIC AMOUNT / %	NATIVE AMERICAN AMOUNT / %	SERVICE-DISABLED VETERAN AMOUNT / %
709 - TEXAS A&M HEALTH SCIENCE CENTER - Statewide Grand Total Expenditures								
-I	\$-8,154	0 / 0%	0 / 0%	0 / 0%	0 / 0%	0 / 0%	0 / 0%	0 / 0%
N	\$76,259,475	\$13,226,126 / 17.34%	\$2,940,405 / 3.86%	\$4,238,056 / 5.56%	\$5,530,292 / 7.25%	\$480,425 / 0.63%	0 / 0%	\$36,948 / 0.05%
S	***	\$3,147,642 / 6.53%	\$19,589 / 0.04%	\$847,646 / 1.76%	\$2,220,182 / 4.60%	\$59,165 / 0.12%	0 / 0%	\$1,060 / 0.00%
T	\$-685,581	-\$51,945 / 7.58%	-\$27,914 / 4.07%	-\$24,031 / 3.51%	0 / 0%	0 / 0%	0 / 0%	0 / 0%
-TC	0	0 / 0%	0 / 0%	0 / 0%	0 / 0%	0 / 0%	0 / 0%	0 / 0%
	\$75,582,047	\$16,321,822 / 21.59%	\$2,932,080 / 3.88%	\$5,061,671 / 6.70%	\$7,750,474 / 10.25%	\$539,589 / 0.71%	0 / 0%	\$38,008 / 0.05%

*** DOLLARS REPORTED BUT NOT SHOWN IN THESE COLUMNS. T=TREASURY, N=NON-TREASURY, S=SUBCONTRACTOR FUNDS & PROCUREMENT CARD HUB PURCHASES, TC=TERM CONTRACT, I= INTER GOVERNMENTAL PAYMENTS.



TEXAS HISTORICALLY UNDERUTILIZED BUSINESS (HUB) ANNUAL REPORT RECEIVED FOR FISCAL YEAR 2024

SECTION VII - STATE AGENCY EXPENDITURE DATA

RECORD TYPE	TOTAL EXPENDITURE	TOTAL SPENT WITH HUBS AMOUNT / %	BLACK AMOUNT / %	HISPANIC AMOUNT / %	WOMAN AMOUNT / %	ASIAN PACIFIC AMOUNT / %	NATIVE AMERICAN AMOUNT / %	SERVICE-DISABLED VETERAN AMOUNT / %
710 - THE TEXAS A&M UNIVERSITY SYSTEM - HEAVY CONSTRUCTION UNADJUSTED GOAL IS 11.2%								
-I	0	0 / 0%	0 / 0%	0 / 0%	0 / 0%	0 / 0%	0 / 0%	0 / 0%
N	\$10,748,619	0 / 0%	0 / 0%	0 / 0%	0 / 0%	0 / 0%	0 / 0%	0 / 0%
S	***	\$2,836,267 / 26.39%	0 / 0%	\$2,359,966 / 21.96%	\$358,301 / 3.33%	\$4,397 / 0.04%	\$113,604 / 1.06%	0 / 0%
T	0	0 / 0%	0 / 0%	0 / 0%	0 / 0%	0 / 0%	0 / 0%	0 / 0%
-TC	0	0 / 0%	0 / 0%	0 / 0%	0 / 0%	0 / 0%	0 / 0%	0 / 0%
	\$10,748,619	\$2,836,267 / 26.39%	0 / 0%	\$2,359,966 / 21.96%	\$358,301 / 3.33%	\$4,397 / 0.04%	\$113,604 / 1.06%	0 / 0%

710 - THE TEXAS A&M UNIVERSITY SYSTEM - BUILDING CONSTRUCTION UNADJUSTED GOAL IS 21.1%								
-I	0	0 / 0%	0 / 0%	0 / 0%	0 / 0%	0 / 0%	0 / 0%	0 / 0%
N	\$405,976,330	\$49,566,734 / 12.21%	\$611,774 / 0.15%	\$46,747,532 / 11.51%	\$1,743,187 / 0.43%	\$309,150 / 0.08%	0 / 0%	\$155,091 / 0.04%
S	***	\$93,514,845 / 23.04%	\$6,217,803 / 1.53%	\$29,110,557 / 7.17%	\$54,625,599 / 13.46%	\$1,724,402 / 0.42%	\$1,130,234 / 0.28%	\$706,250 / 0.17%
T	\$9,252	\$9,252 / 100.00%	0 / 0%	\$9,252 / 100.00%	0 / 0%	0 / 0%	0 / 0%	0 / 0%
-TC	0	0 / 0%	0 / 0%	0 / 0%	0 / 0%	0 / 0%	0 / 0%	0 / 0%
	\$405,985,582	\$143,090,831 / 35.25%	\$6,829,576 / 1.68%	\$75,867,341 / 18.69%	\$56,368,786 / 13.88%	\$2,033,552 / 0.50%	\$1,130,234 / 0.28%	\$861,341 / 0.21%

710 - THE TEXAS A&M UNIVERSITY SYSTEM - SPECIAL TRADE UNADJUSTED GOAL IS 32.9%								
-I	0	0 / 0%	0 / 0%	0 / 0%	0 / 0%	0 / 0%	0 / 0%	0 / 0%
N	\$10,831,815	0 / 0%	0 / 0%	0 / 0%	0 / 0%	0 / 0%	0 / 0%	0 / 0%
S	***	\$114,427 / 36.62%	0 / 0%	0 / 0%	\$114,427 / 36.62%	0 / 0%	0 / 0%	0 / 0%
T	0	0 / 0%	0 / 0%	0 / 0%	0 / 0%	0 / 0%	0 / 0%	0 / 0%
-TC	0	0 / 0%	0 / 0%	0 / 0%	0 / 0%	0 / 0%	0 / 0%	0 / 0%
	\$10,831,815	\$114,427 / 1.06%	0 / 0%	0 / 0%	\$114,427 / 1.06%	0 / 0%	0 / 0%	0 / 0%

*** DOLLARS REPORTED BUT NOT SHOWN IN THESE COLUMNS. T=TREASURY, N=NON-TREASURY, S=SUBCONTRACTOR FUNDS & PROCUREMENT CARD HUB PURCHASES, TC=TERM CONTRACT, I= INTER GOVERNMENTAL PAYMENTS.



TEXAS HISTORICALLY UNDERUTILIZED BUSINESS (HUB) ANNUAL REPORT RECEIVED FOR FISCAL YEAR 2024

SECTION VII - STATE AGENCY EXPENDITURE DATA

RECORD TYPE	TOTAL EXPENDITURE	TOTAL SPENT WITH HUBS AMOUNT / %	BLACK AMOUNT / %	HISPANIC AMOUNT / %	WOMAN AMOUNT / %	ASIAN PACIFIC AMOUNT / %	NATIVE AMERICAN AMOUNT / %	SERVICE-DISABLED VETERAN AMOUNT / %
710 - THE TEXAS A&M UNIVERSITY SYSTEM - PROFESSIONAL SERVICES UNADJUSTED GOAL IS 23.7%								
-I	0	0 / 0%	0 / 0%	0 / 0%	0 / 0%	0 / 0%	0 / 0%	0 / 0%
N	\$55,376,297	\$4,851,751 / 8.76%	0 / 0%	\$4,674,228 / 8.44%	\$177,523 / 0.32%	0 / 0%	0 / 0%	0 / 0%
S	***	\$15,113,179 / 27.32%	\$1,781,148 / 3.22%	\$5,982,443 / 10.82%	\$3,798,688 / 6.87%	\$2,386,916 / 4.32%	\$309,490 / 0.56%	\$854,494 / 1.54%
T	0	0 / 0%	0 / 0%	0 / 0%	0 / 0%	0 / 0%	0 / 0%	0 / 0%
-TC	0	0 / 0%	0 / 0%	0 / 0%	0 / 0%	0 / 0%	0 / 0%	0 / 0%
	\$55,376,297	\$19,964,929 / 36.05%	\$1,781,148 / 3.22%	\$10,656,671 / 19.24%	\$3,976,211 / 7.18%	\$2,386,916 / 4.31%	\$309,490 / 0.56%	\$854,494 / 1.54%

710 - THE TEXAS A&M UNIVERSITY SYSTEM - OTHER SERVICES UNADJUSTED GOAL IS 26%								
-I	0	0 / 0%	0 / 0%	0 / 0%	0 / 0%	0 / 0%	0 / 0%	0 / 0%
N	\$47,768,754	\$2,211,177 / 4.63%	\$1,231,702 / 2.58%	\$5,652 / 0.01%	\$64,659 / 0.14%	\$711,164 / 1.49%	0 / 0%	\$198,000 / 0.41%
S	***	\$51 / 0.05%	0 / 0%	0 / 0%	\$51 / 0.05%	0 / 0%	0 / 0%	0 / 0%
T	\$-1,106,491	0 / 0%	0 / 0%	0 / 0%	0 / 0%	0 / 0%	0 / 0%	0 / 0%
-TC	0	0 / 0%	0 / 0%	0 / 0%	0 / 0%	0 / 0%	0 / 0%	0 / 0%
	\$46,662,262	\$2,211,228 / 4.74%	\$1,231,702 / 2.64%	\$5,652 / 0.01%	\$64,710 / 0.14%	\$711,164 / 1.52%	0 / 0%	\$198,000 / 0.42%

710 - THE TEXAS A&M UNIVERSITY SYSTEM - COMMODITY PURCHASING UNADJUSTED GOAL IS 21.1%								
-I	0	0 / 0%	0 / 0%	0 / 0%	0 / 0%	0 / 0%	0 / 0%	0 / 0%
N	\$24,021,257	\$15,150,987 / 63.07%	\$4,950,352 / 20.61%	\$4,642,538 / 19.33%	\$5,152,490 / 21.45%	\$405,607 / 1.69%	0 / 0%	0 / 0%
S	***	\$9,404 / 1.87%	0 / 0%	0 / 0%	\$9,404 / 1.87%	0 / 0%	0 / 0%	0 / 0%
T	\$3,716,883	-\$9,252 / -0.25%	0 / 0%	-\$9,252 / -0.25%	0 / 0%	0 / 0%	0 / 0%	0 / 0%
-TC	0	0 / 0%	0 / 0%	0 / 0%	0 / 0%	0 / 0%	0 / 0%	0 / 0%
	\$27,738,140	\$15,151,139 / 54.62%	\$4,950,352 / 17.85%	\$4,633,286 / 16.70%	\$5,161,894 / 18.61%	\$405,607 / 1.46%	0 / 0%	0 / 0%

*** DOLLARS REPORTED BUT NOT SHOWN IN THESE COLUMNS. T=TREASURY, N=NON-TREASURY, S=SUBCONTRACTOR FUNDS & PROCUREMENT CARD HUB PURCHASES, TC=TERM CONTRACT, I= INTER GOVERNMENTAL PAYMENTS.



TEXAS HISTORICALLY UNDERUTILIZED BUSINESS (HUB) ANNUAL REPORT RECEIVED FOR FISCAL YEAR 2024

SECTION VII - STATE AGENCY EXPENDITURE DATA

RECORD TYPE	TOTAL EXPENDITURE	TOTAL SPENT WITH HUBS AMOUNT / %	BLACK AMOUNT / %	HISPANIC AMOUNT / %	WOMAN AMOUNT / %	ASIAN PACIFIC AMOUNT / %	NATIVE AMERICAN AMOUNT / %	SERVICE-DISABLED VETERAN AMOUNT / %
710 - THE TEXAS A&M UNIVERSITY SYSTEM - Statewide Grand Total Expenditures								
-I	0	0 / 0%	0 / 0%	0 / 0%	0 / 0%	0 / 0%	0 / 0%	0 / 0%
N	\$554,723,070	\$71,780,648 / 12.94%	\$6,793,827 / 1.22%	\$56,069,950 / 10.11%	\$7,137,859 / 1.29%	\$1,425,922 / 0.26%	0 / 0%	\$353,091 / 0.06%
S	***	\$111,588,174 / 23.59%	\$7,998,951 / 1.69%	\$37,452,966 / 7.92%	\$58,906,471 / 12.46%	\$4,115,715 / 0.87%	\$1,553,328 / 0.33%	\$1,560,743 / 0.33%
T	\$2,619,644	0 / 0%	0 / 0%	0 / 0%	0 / 0%	0 / 0%	0 / 0%	0 / 0%
-TC	0	0 / 0%	0 / 0%	0 / 0%	0 / 0%	0 / 0%	0 / 0%	0 / 0%
	\$557,342,715	\$183,368,822 / 32.90%	\$14,792,778 / 2.65%	\$93,522,915 / 16.78%	\$66,044,330 / 11.85%	\$5,541,637 / 0.99%	\$1,553,328 / 0.28%	\$1,913,834 / 0.34%

*** DOLLARS REPORTED BUT NOT SHOWN IN THESE COLUMNS. T=TREASURY, N=NON-TREASURY, S=SUBCONTRACTOR FUNDS & PROCUREMENT CARD HUB PURCHASES, TC=TERM CONTRACT, I= INTER GOVERNMENTAL PAYMENTS.



TEXAS HISTORICALLY UNDERUTILIZED BUSINESS (HUB) REPORT RECEIVED FOR FISCAL YEAR

SECTION VII - STATE AGENCY EXPENDITURE DATA

RECORD TYPE	TOTAL EXPENDITURE	TOTAL SPENT WITH HUBS AMOUNT / %	BLACK AMOUNT / %	HISPANIC AMOUNT / %	WOMAN AMOUNT / %	ASIAN PACIFIC AMOUNT / %	NATIVE AMERICAN AMOUNT / %	SERVICE-DISABLED VETERAN AMOUNT / %
		0 / 0%	0 / 0%	0 / 0%	0 / 0%	0 / 0%	0 / 0%	0 / 0%
	0	0 / 0%	0 / 0%	0 / 0%	0 / 0%	0 / 0%	0 / 0%	0 / 0%

*** DOLLARS REPORTED BUT NOT SHOWN IN THESE COLUMNS. T=TREASURY, N=NON-TREASURY, S=SUBCONTRACTOR FUNDS & PROCUREMENT CARD HUB PURCHASES, TC=TERM CONTRACT, I= INTER GOVERNMENTAL PAYMENTS.



TEXAS HISTORICALLY UNDERUTILIZED BUSINESS (HUB) ANNUAL REPORT RECEIVED FOR FISCAL YEAR 2024

SECTION VII - STATE AGENCY EXPENDITURE DATA

RECORD TYPE	TOTAL EXPENDITURE	TOTAL SPENT WITH HUBS AMOUNT / %	BLACK AMOUNT / %	HISPANIC AMOUNT / %	WOMAN AMOUNT / %	ASIAN PACIFIC AMOUNT / %	NATIVE AMERICAN AMOUNT / %	SERVICE-DISABLED VETERAN AMOUNT / %
-------------	-------------------	----------------------------------	------------------	---------------------	------------------	--------------------------	----------------------------	-------------------------------------

712 - TEXAS A&M ENGINEERING EXPERIMENT STA - HEAVY CONSTRUCTION UNADJUSTED GOAL IS 11.2%

-I	0	0 / 0%	0 / 0%	0 / 0%	0 / 0%	0 / 0%	0 / 0%	0 / 0%
N	0	0 / 0%	0 / 0%	0 / 0%	0 / 0%	0 / 0%	0 / 0%	0 / 0%
S	***	0 / 0%	0 / 0%	0 / 0%	0 / 0%	0 / 0%	0 / 0%	0 / 0%
T	0	0 / 0%	0 / 0%	0 / 0%	0 / 0%	0 / 0%	0 / 0%	0 / 0%
-TC	0	0 / 0%	0 / 0%	0 / 0%	0 / 0%	0 / 0%	0 / 0%	0 / 0%
	0	0 / 0%	0 / 0%	0 / 0%	0 / 0%	0 / 0%	0 / 0%	0 / 0%

712 - TEXAS A&M ENGINEERING EXPERIMENT STA - BUILDING CONSTRUCTION UNADJUSTED GOAL IS 21.1%

-I	0	0 / 0%	0 / 0%	0 / 0%	0 / 0%	0 / 0%	0 / 0%	0 / 0%
N	\$5,299,715	\$161,986 / 3.06%	0 / 0%	0 / 0%	\$161,986 / 3.06%	0 / 0%	0 / 0%	0 / 0%
S	***	\$1,020,713 / 19.26%	0 / 0%	\$213,255 / 4.02%	\$807,458 / 15.24%	0 / 0%	0 / 0%	0 / 0%
T	0	0 / 0%	0 / 0%	0 / 0%	0 / 0%	0 / 0%	0 / 0%	0 / 0%
-TC	0	0 / 0%	0 / 0%	0 / 0%	0 / 0%	0 / 0%	0 / 0%	0 / 0%
	\$5,299,715	\$1,182,698 / 22.32%	0 / 0%	\$213,255 / 4.02%	\$969,444 / 18.29%	0 / 0%	0 / 0%	0 / 0%

712 - TEXAS A&M ENGINEERING EXPERIMENT STA - SPECIAL TRADE UNADJUSTED GOAL IS 32.9%

-I	0	0 / 0%	0 / 0%	0 / 0%	0 / 0%	0 / 0%	0 / 0%	0 / 0%
N	\$1,222,570	0 / 0%	0 / 0%	0 / 0%	0 / 0%	0 / 0%	0 / 0%	0 / 0%
S	***	\$813,194 / 66.95%	0 / 0%	\$14,460 / 1.19%	\$798,734 / 65.76%	0 / 0%	0 / 0%	0 / 0%
T	0	0 / 0%	0 / 0%	0 / 0%	0 / 0%	0 / 0%	0 / 0%	0 / 0%
-TC	0	0 / 0%	0 / 0%	0 / 0%	0 / 0%	0 / 0%	0 / 0%	0 / 0%
	\$1,222,570	\$813,194 / 66.52%	0 / 0%	\$14,460 / 1.18%	\$798,734 / 65.33%	0 / 0%	0 / 0%	0 / 0%

*** DOLLARS REPORTED BUT NOT SHOWN IN THESE COLUMNS. T=TREASURY, N=NON-TREASURY, S=SUBCONTRACTOR FUNDS & PROCUREMENT CARD HUB PURCHASES, TC=TERM CONTRACT, I= INTER GOVERNMENTAL PAYMENTS.



TEXAS HISTORICALLY UNDERUTILIZED BUSINESS (HUB) ANNUAL REPORT RECEIVED FOR FISCAL YEAR 2024

SECTION VII - STATE AGENCY EXPENDITURE DATA

RECORD TYPE	TOTAL EXPENDITURE	TOTAL SPENT WITH HUBS AMOUNT / %	BLACK AMOUNT / %	HISPANIC AMOUNT / %	WOMAN AMOUNT / %	ASIAN PACIFIC AMOUNT / %	NATIVE AMERICAN AMOUNT / %	SERVICE-DISABLED VETERAN AMOUNT / %
-------------	-------------------	----------------------------------	------------------	---------------------	------------------	--------------------------	----------------------------	-------------------------------------

712 - TEXAS A&M ENGINEERING EXPERIMENT STA - PROFESSIONAL SERVICES UNADJUSTED GOAL IS 23.7%

-I	0	0 / 0%	0 / 0%	0 / 0%	0 / 0%	0 / 0%	0 / 0%	0 / 0%
N	\$316,378	\$276,939 / 87.53%	0 / 0%	0 / 0%	\$276,939 / 87.53%	0 / 0%	0 / 0%	0 / 0%
S	***	0 / 0%	0 / 0%	0 / 0%	0 / 0%	0 / 0%	0 / 0%	0 / 0%
T	0	0 / 0%	0 / 0%	0 / 0%	0 / 0%	0 / 0%	0 / 0%	0 / 0%
-TC	0	0 / 0%	0 / 0%	0 / 0%	0 / 0%	0 / 0%	0 / 0%	0 / 0%
	\$316,378	\$276,939 / 87.53%	0 / 0%	0 / 0%	\$276,939 / 87.53%	0 / 0%	0 / 0%	0 / 0%

712 - TEXAS A&M ENGINEERING EXPERIMENT STA - OTHER SERVICES UNADJUSTED GOAL IS 26%

-I	0	0 / 0%	0 / 0%	0 / 0%	0 / 0%	0 / 0%	0 / 0%	0 / 0%
N	\$5,256,840	\$334,802 / 6.37%	\$167,177 / 3.18%	\$7,176 / 0.14%	\$151,289 / 2.88%	\$8,679 / 0.17%	0 / 0%	\$481 / 0.01%
S	***	\$7,989 / 0.20%	\$2,262 / 0.06%	\$198 / 0.00%	\$5,528 / 0.14%	0 / 0%	0 / 0%	0 / 0%
T	\$1,100	0 / 0%	0 / 0%	0 / 0%	0 / 0%	0 / 0%	0 / 0%	0 / 0%
-TC	0	0 / 0%	0 / 0%	0 / 0%	0 / 0%	0 / 0%	0 / 0%	0 / 0%
	\$5,257,940	\$342,791 / 6.52%	\$169,439 / 3.22%	\$7,374 / 0.14%	\$156,817 / 2.98%	\$8,679 / 0.17%	0 / 0%	\$481 / 0.01%

712 - TEXAS A&M ENGINEERING EXPERIMENT STA - COMMODITY PURCHASING UNADJUSTED GOAL IS 21.1%

-I	0	0 / 0%	0 / 0%	0 / 0%	0 / 0%	0 / 0%	0 / 0%	0 / 0%
N	\$20,597,378	\$3,936,612 / 19.11%	\$1,759,785 / 8.54%	\$740,757 / 3.60%	\$1,294,431 / 6.28%	\$120,942 / 0.59%	\$869 / 0.00%	\$19,828 / 0.10%
S	***	\$7,714 / 0.12%	0 / 0%	\$367 / 0.01%	\$7,346 / 0.12%	0 / 0%	0 / 0%	0 / 0%
T	-\$644	-\$170 / 26.44%	0 / 0%	-\$170 / 26.44%	0 / 0%	0 / 0%	0 / 0%	0 / 0%
-TC	\$24,383	0 / 0%	0 / 0%	0 / 0%	0 / 0%	0 / 0%	0 / 0%	0 / 0%
	\$20,572,351	\$3,944,155 / 19.17%	\$1,759,785 / 8.55%	\$740,954 / 3.60%	\$1,301,777 / 6.33%	\$120,942 / 0.59%	\$869 / 0.00%	\$19,828 / 0.10%

*** DOLLARS REPORTED BUT NOT SHOWN IN THESE COLUMNS. T=TREASURY, N=NON-TREASURY, S=SUBCONTRACTOR FUNDS & PROCUREMENT CARD HUB PURCHASES, TC=TERM CONTRACT, I= INTER GOVERNMENTAL PAYMENTS.



TEXAS HISTORICALLY UNDERUTILIZED BUSINESS (HUB) ANNUAL REPORT RECEIVED FOR FISCAL YEAR 2024

SECTION VII - STATE AGENCY EXPENDITURE DATA

RECORD TYPE	TOTAL EXPENDITURE	TOTAL SPENT WITH HUBS AMOUNT / %	BLACK AMOUNT / %	HISPANIC AMOUNT / %	WOMAN AMOUNT / %	ASIAN PACIFIC AMOUNT / %	NATIVE AMERICAN AMOUNT / %	SERVICE-DISABLED VETERAN AMOUNT / %
712 - TEXAS A&M ENGINEERING EXPERIMENT STA - Statewide Grand Total Expenditures								
-I	0	0 / 0%	0 / 0%	0 / 0%	0 / 0%	0 / 0%	0 / 0%	0 / 0%
N	\$32,692,880	\$4,710,339 / 14.41%	\$1,926,963 / 5.89%	\$747,933 / 2.29%	\$1,884,644 / 5.76%	\$129,621 / 0.40%	\$869 / 0.00%	\$20,309 / 0.06%
S	***	\$1,849,609 / 10.96%	\$2,262 / 0.01%	\$228,280 / 1.35%	\$1,619,067 / 9.59%	0 / 0%	0 / 0%	0 / 0%
T	\$456	-\$170 / -37.39%	0 / 0%	-\$170 / -37.39%	0 / 0%	0 / 0%	0 / 0%	0 / 0%
-TC	\$24,383	0 / 0%	0 / 0%	0 / 0%	0 / 0%	0 / 0%	0 / 0%	0 / 0%
	\$32,668,953	\$6,559,777 / 20.08%	\$1,929,225 / 5.91%	\$976,042 / 2.99%	\$3,503,711 / 10.72%	\$129,621 / 0.40%	\$869 / 0.00%	\$20,309 / 0.06%

*** DOLLARS REPORTED BUT NOT SHOWN IN THESE COLUMNS. T=TREASURY, N=NON-TREASURY, S=SUBCONTRACTOR FUNDS & PROCUREMENT CARD HUB PURCHASES, TC=TERM CONTRACT, I= INTER GOVERNMENTAL PAYMENTS.



TEXAS HISTORICALLY UNDERUTILIZED BUSINESS (HUB) ANNUAL REPORT RECEIVED FOR FISCAL YEAR 2024

SECTION VII - STATE AGENCY EXPENDITURE DATA

RECORD TYPE	TOTAL EXPENDITURE	TOTAL SPENT WITH HUBS AMOUNT / %	BLACK AMOUNT / %	HISPANIC AMOUNT / %	WOMAN AMOUNT / %	ASIAN PACIFIC AMOUNT / %	NATIVE AMERICAN AMOUNT / %	SERVICE-DISABLED VETERAN AMOUNT / %
713 - TARLETON STATE UNIVERSITY - HEAVY CONSTRUCTION UNADJUSTED GOAL IS 11.2%								
-I	0	0 / 0%	0 / 0%	0 / 0%	0 / 0%	0 / 0%	0 / 0%	0 / 0%
N	0	0 / 0%	0 / 0%	0 / 0%	0 / 0%	0 / 0%	0 / 0%	0 / 0%
S	***	0 / 0%	0 / 0%	0 / 0%	0 / 0%	0 / 0%	0 / 0%	0 / 0%
T	0	0 / 0%	0 / 0%	0 / 0%	0 / 0%	0 / 0%	0 / 0%	0 / 0%
-TC	0	0 / 0%	0 / 0%	0 / 0%	0 / 0%	0 / 0%	0 / 0%	0 / 0%
	0	0 / 0%	0 / 0%	0 / 0%	0 / 0%	0 / 0%	0 / 0%	0 / 0%
713 - TARLETON STATE UNIVERSITY - BUILDING CONSTRUCTION UNADJUSTED GOAL IS 21.1%								
-I	0	0 / 0%	0 / 0%	0 / 0%	0 / 0%	0 / 0%	0 / 0%	0 / 0%
N	0	0 / 0%	0 / 0%	0 / 0%	0 / 0%	0 / 0%	0 / 0%	0 / 0%
S	***	0 / 0%	0 / 0%	0 / 0%	0 / 0%	0 / 0%	0 / 0%	0 / 0%
T	0	0 / 0%	0 / 0%	0 / 0%	0 / 0%	0 / 0%	0 / 0%	0 / 0%
-TC	0	0 / 0%	0 / 0%	0 / 0%	0 / 0%	0 / 0%	0 / 0%	0 / 0%
	0	0 / 0%	0 / 0%	0 / 0%	0 / 0%	0 / 0%	0 / 0%	0 / 0%
713 - TARLETON STATE UNIVERSITY - SPECIAL TRADE UNADJUSTED GOAL IS 32.9%								
-I	0	0 / 0%	0 / 0%	0 / 0%	0 / 0%	0 / 0%	0 / 0%	0 / 0%
N	\$239,722	\$14,092 / 5.88%	0 / 0%	0 / 0%	\$14,092 / 5.88%	0 / 0%	0 / 0%	0 / 0%
S	***	0 / 0%	0 / 0%	0 / 0%	0 / 0%	0 / 0%	0 / 0%	0 / 0%
T	0	0 / 0%	0 / 0%	0 / 0%	0 / 0%	0 / 0%	0 / 0%	0 / 0%
-TC	0	0 / 0%	0 / 0%	0 / 0%	0 / 0%	0 / 0%	0 / 0%	0 / 0%
	\$239,722	\$14,092 / 5.88%	0 / 0%	0 / 0%	\$14,092 / 5.88%	0 / 0%	0 / 0%	0 / 0%

*** DOLLARS REPORTED BUT NOT SHOWN IN THESE COLUMNS. T=TREASURY, N=NON-TREASURY, S=SUBCONTRACTOR FUNDS & PROCUREMENT CARD HUB PURCHASES, TC=TERM CONTRACT, I= INTER GOVERNMENTAL PAYMENTS.



TEXAS HISTORICALLY UNDERUTILIZED BUSINESS (HUB) ANNUAL REPORT RECEIVED FOR FISCAL YEAR 2024

SECTION VII - STATE AGENCY EXPENDITURE DATA

RECORD TYPE	TOTAL EXPENDITURE	TOTAL SPENT WITH HUBS AMOUNT / %	BLACK AMOUNT / %	HISPANIC AMOUNT / %	WOMAN AMOUNT / %	ASIAN PACIFIC AMOUNT / %	NATIVE AMERICAN AMOUNT / %	SERVICE-DISABLED VETERAN AMOUNT / %
-------------	-------------------	----------------------------------	------------------	---------------------	------------------	--------------------------	----------------------------	-------------------------------------

713 - TARLETON STATE UNIVERSITY - PROFESSIONAL SERVICES UNADJUSTED GOAL IS 23.7%

-I	0	0 / 0%	0 / 0%	0 / 0%	0 / 0%	0 / 0%	0 / 0%	0 / 0%
N	\$523,594	0 / 0%	0 / 0%	0 / 0%	0 / 0%	0 / 0%	0 / 0%	0 / 0%
S	***	0 / 0%	0 / 0%	0 / 0%	0 / 0%	0 / 0%	0 / 0%	0 / 0%
T	0	0 / 0%	0 / 0%	0 / 0%	0 / 0%	0 / 0%	0 / 0%	0 / 0%
-TC	0	0 / 0%	0 / 0%	0 / 0%	0 / 0%	0 / 0%	0 / 0%	0 / 0%
	\$523,594	0 / 0%	0 / 0%	0 / 0%	0 / 0%	0 / 0%	0 / 0%	0 / 0%

713 - TARLETON STATE UNIVERSITY - OTHER SERVICES UNADJUSTED GOAL IS 26%

-I	0	0 / 0%	0 / 0%	0 / 0%	0 / 0%	0 / 0%	0 / 0%	0 / 0%
N	\$57,305,417	\$851,702 / 1.49%	\$718 / 0.00%	\$284,596 / 0.50%	\$437,744 / 0.76%	\$80,069 / 0.14%	0 / 0%	\$48,575 / 0.08%
S	***	\$4,467,208 / 9.04%	0 / 0%	\$1,735,651 / 3.51%	\$2,696,256 / 5.45%	\$35,300 / 0.07%	0 / 0%	0 / 0%
T	0	0 / 0%	0 / 0%	0 / 0%	0 / 0%	0 / 0%	0 / 0%	0 / 0%
-TC	0	0 / 0%	0 / 0%	0 / 0%	0 / 0%	0 / 0%	0 / 0%	0 / 0%
	\$57,305,417	\$5,318,910 / 9.28%	\$718 / 0.00%	\$2,020,247 / 3.53%	\$3,134,001 / 5.47%	\$115,369 / 0.20%	0 / 0%	\$48,575 / 0.08%

713 - TARLETON STATE UNIVERSITY - COMMODITY PURCHASING UNADJUSTED GOAL IS 21.1%

-I	0	0 / 0%	0 / 0%	0 / 0%	0 / 0%	0 / 0%	0 / 0%	0 / 0%
N	\$17,803,818	\$3,371,760 / 18.94%	\$871,602 / 4.90%	\$467,744 / 2.63%	\$1,869,682 / 10.50%	\$162,733 / 0.91%	0 / 0%	0 / 0%
S	***	\$99,385 / 1.77%	0 / 0%	\$26,994 / 0.48%	\$72,390 / 1.29%	0 / 0%	0 / 0%	0 / 0%
T	\$-922	-\$388 / 42.07%	-\$388 / 42.07%	0 / 0%	0 / 0%	0 / 0%	0 / 0%	0 / 0%
-TC	0	0 / 0%	0 / 0%	0 / 0%	0 / 0%	0 / 0%	0 / 0%	0 / 0%
	\$17,802,896	\$3,470,757 / 19.50%	\$871,214 / 4.89%	\$494,738 / 2.78%	\$1,942,073 / 10.91%	\$162,733 / 0.91%	0 / 0%	0 / 0%

*** DOLLARS REPORTED BUT NOT SHOWN IN THESE COLUMNS. T=TREASURY, N=NON-TREASURY, S=SUBCONTRACTOR FUNDS & PROCUREMENT CARD HUB PURCHASES, TC=TERM CONTRACT, I= INTER GOVERNMENTAL PAYMENTS.



TEXAS HISTORICALLY UNDERUTILIZED BUSINESS (HUB) ANNUAL REPORT RECEIVED FOR FISCAL YEAR 2024

SECTION VII - STATE AGENCY EXPENDITURE DATA

RECORD TYPE	TOTAL EXPENDITURE	TOTAL SPENT WITH HUBS AMOUNT / %	BLACK AMOUNT / %	HISPANIC AMOUNT / %	WOMAN AMOUNT / %	ASIAN PACIFIC AMOUNT / %	NATIVE AMERICAN AMOUNT / %	SERVICE-DISABLED VETERAN AMOUNT / %
713 - TARLETON STATE UNIVERSITY - Statewide Grand Total Expenditures								
-I	0	0 / 0%	0 / 0%	0 / 0%	0 / 0%	0 / 0%	0 / 0%	0 / 0%
N	\$75,872,550	\$4,237,555 / 5.59%	\$872,319 / 1.15%	\$752,340 / 0.99%	\$2,321,518 / 3.06%	\$242,802 / 0.32%	0 / 0%	\$48,575 / 0.06%
S	***	\$4,566,592 / 8.30%	0 / 0%	\$1,762,646 / 3.20%	\$2,768,647 / 5.03%	\$35,300 / 0.06%	0 / 0%	0 / 0%
T	\$-922	-\$388 / 42.07%	-\$388 / 42.07%	0 / 0%	0 / 0%	0 / 0%	0 / 0%	0 / 0%
-TC	0	0 / 0%	0 / 0%	0 / 0%	0 / 0%	0 / 0%	0 / 0%	0 / 0%
	\$75,871,629	\$8,803,759 / 11.60%	\$871,931 / 1.15%	\$2,514,986 / 3.31%	\$5,090,165 / 6.71%	\$278,102 / 0.37%	0 / 0%	\$48,575 / 0.06%

*** DOLLARS REPORTED BUT NOT SHOWN IN THESE COLUMNS. T=TREASURY, N=NON-TREASURY, S=SUBCONTRACTOR FUNDS & PROCUREMENT CARD HUB PURCHASES, TC=TERM CONTRACT, I= INTER GOVERNMENTAL PAYMENTS.



TEXAS HISTORICALLY UNDERUTILIZED BUSINESS (HUB) ANNUAL REPORT RECEIVED FOR FISCAL YEAR 2024

SECTION VII - STATE AGENCY EXPENDITURE DATA

RECORD TYPE	TOTAL EXPENDITURE	TOTAL SPENT WITH HUBS AMOUNT / %	BLACK AMOUNT / %	HISPANIC AMOUNT / %	WOMAN AMOUNT / %	ASIAN PACIFIC AMOUNT / %	NATIVE AMERICAN AMOUNT / %	SERVICE-DISABLED VETERAN AMOUNT / %
714 - UNIVERSITY OF TEXAS AT ARLINGTON - HEAVY CONSTRUCTION UNADJUSTED GOAL IS 11.2%								
-I	0	0 / 0%	0 / 0%	0 / 0%	0 / 0%	0 / 0%	0 / 0%	0 / 0%
N	\$3,685,754	0 / 0%	0 / 0%	0 / 0%	0 / 0%	0 / 0%	0 / 0%	0 / 0%
S	***	\$254,088 / 6.89%	\$90,792 / 2.46%	\$9,065 / 0.25%	\$154,231 / 4.18%	0 / 0%	0 / 0%	0 / 0%
T	0	0 / 0%	0 / 0%	0 / 0%	0 / 0%	0 / 0%	0 / 0%	0 / 0%
-TC	0	0 / 0%	0 / 0%	0 / 0%	0 / 0%	0 / 0%	0 / 0%	0 / 0%
	\$3,685,754	\$254,088 / 6.89%	\$90,792 / 2.46%	\$9,065 / 0.25%	\$154,231 / 4.18%	0 / 0%	0 / 0%	0 / 0%
714 - UNIVERSITY OF TEXAS AT ARLINGTON - BUILDING CONSTRUCTION UNADJUSTED GOAL IS 21.1%								
-I	0	0 / 0%	0 / 0%	0 / 0%	0 / 0%	0 / 0%	0 / 0%	0 / 0%
N	\$37,339,240	\$30,370 / 0.08%	0 / 0%	0 / 0%	\$22,370 / 0.06%	\$8,000 / 0.02%	0 / 0%	0 / 0%
S	***	\$3,009,493 / 8.06%	\$494,707 / 1.32%	\$523,312 / 1.40%	\$1,991,475 / 5.33%	0 / 0%	0 / 0%	0 / 0%
T	0	0 / 0%	0 / 0%	0 / 0%	0 / 0%	0 / 0%	0 / 0%	0 / 0%
-TC	0	0 / 0%	0 / 0%	0 / 0%	0 / 0%	0 / 0%	0 / 0%	0 / 0%
	\$37,339,240	\$3,039,863 / 8.14%	\$494,707 / 1.32%	\$523,312 / 1.40%	\$2,013,845 / 5.39%	\$8,000 / 0.02%	0 / 0%	0 / 0%
714 - UNIVERSITY OF TEXAS AT ARLINGTON - SPECIAL TRADE UNADJUSTED GOAL IS 32.9%								
-I	0	0 / 0%	0 / 0%	0 / 0%	0 / 0%	0 / 0%	0 / 0%	0 / 0%
N	\$18,403,094	\$6,603,301 / 35.88%	\$50,167 / 0.27%	\$566,996 / 3.08%	\$5,975,264 / 32.47%	\$10,875 / 0.06%	0 / 0%	0 / 0%
S	***	\$2,052,922 / 11.26%	0 / 0%	\$67,900 / 0.37%	\$1,975,522 / 10.84%	\$9,500 / 0.05%	0 / 0%	0 / 0%
T	0	0 / 0%	0 / 0%	0 / 0%	0 / 0%	0 / 0%	0 / 0%	0 / 0%
-TC	0	0 / 0%	0 / 0%	0 / 0%	0 / 0%	0 / 0%	0 / 0%	0 / 0%
	\$18,403,094	\$8,656,223 / 47.04%	\$50,167 / 0.27%	\$634,896 / 3.45%	\$7,950,785 / 43.20%	\$20,375 / 0.11%	0 / 0%	0 / 0%

*** DOLLARS REPORTED BUT NOT SHOWN IN THESE COLUMNS. T=TREASURY, N=NON-TREASURY, S=SUBCONTRACTOR FUNDS & PROCUREMENT CARD HUB PURCHASES, TC=TERM CONTRACT, I= INTER GOVERNMENTAL PAYMENTS.



TEXAS HISTORICALLY UNDERUTILIZED BUSINESS (HUB) ANNUAL REPORT RECEIVED FOR FISCAL YEAR 2024

SECTION VII - STATE AGENCY EXPENDITURE DATA

RECORD TYPE	TOTAL EXPENDITURE	TOTAL SPENT WITH HUBS AMOUNT / %	BLACK AMOUNT / %	HISPANIC AMOUNT / %	WOMAN AMOUNT / %	ASIAN PACIFIC AMOUNT / %	NATIVE AMERICAN AMOUNT / %	SERVICE-DISABLED VETERAN AMOUNT / %
714 - UNIVERSITY OF TEXAS AT ARLINGTON - PROFESSIONAL SERVICES UNADJUSTED GOAL IS 23.7%								
-I	0	0 / 0%	0 / 0%	0 / 0%	0 / 0%	0 / 0%	0 / 0%	0 / 0%
N	\$8,826,445	\$77,439 / 0.88%	0 / 0%	0 / 0%	\$57,839 / 0.66%	\$19,600 / 0.22%	0 / 0%	0 / 0%
S	***	\$408,174 / 5.93%	0 / 0%	\$149,200 / 2.17%	\$249,474 / 3.62%	\$9,500 / 0.14%	0 / 0%	0 / 0%
T	0	0 / 0%	0 / 0%	0 / 0%	0 / 0%	0 / 0%	0 / 0%	0 / 0%
-TC	0	0 / 0%	0 / 0%	0 / 0%	0 / 0%	0 / 0%	0 / 0%	0 / 0%
	\$8,826,445	\$485,613 / 5.50%	0 / 0%	\$149,200 / 1.69%	\$307,313 / 3.48%	\$29,100 / 0.33%	0 / 0%	0 / 0%

714 - UNIVERSITY OF TEXAS AT ARLINGTON - OTHER SERVICES UNADJUSTED GOAL IS 26%								
-I	0	0 / 0%	0 / 0%	0 / 0%	0 / 0%	0 / 0%	0 / 0%	0 / 0%
N	\$60,787,792	\$5,413,325 / 8.91%	\$142,766 / 0.23%	\$447,656 / 0.74%	\$4,718,459 / 7.76%	\$99,426 / 0.16%	\$5,018 / 0.01%	0 / 0%
S	***	\$6,513 / 0.21%	0 / 0%	0 / 0%	0 / 0%	\$6,513 / 0.21%	0 / 0%	0 / 0%
T	0	0 / 0%	0 / 0%	0 / 0%	0 / 0%	0 / 0%	0 / 0%	0 / 0%
-TC	0	0 / 0%	0 / 0%	0 / 0%	0 / 0%	0 / 0%	0 / 0%	0 / 0%
	\$60,787,792	\$5,419,838 / 8.92%	\$142,766 / 0.23%	\$447,656 / 0.74%	\$4,718,459 / 7.76%	\$105,939 / 0.17%	\$5,018 / 0.01%	0 / 0%

714 - UNIVERSITY OF TEXAS AT ARLINGTON - COMMODITY PURCHASING UNADJUSTED GOAL IS 21.1%								
-I	0	0 / 0%	0 / 0%	0 / 0%	0 / 0%	0 / 0%	0 / 0%	0 / 0%
N	\$61,761,400	\$16,353,864 / 26.48%	\$7,463,014 / 12.08%	\$2,136,629 / 3.46%	\$4,193,996 / 6.79%	\$2,548,600 / 4.13%	\$11,625 / 0.02%	0 / 0%
S	***	\$831,767 / 11.19%	\$660 / 0.01%	\$71,670 / 0.96%	\$368,231 / 4.95%	\$388,975 / 5.23%	\$2,231 / 0.03%	0 / 0%
T	0	0 / 0%	0 / 0%	0 / 0%	0 / 0%	0 / 0%	0 / 0%	0 / 0%
-TC	0	0 / 0%	0 / 0%	0 / 0%	0 / 0%	0 / 0%	0 / 0%	0 / 0%
	\$61,761,400	\$17,185,631 / 27.83%	\$7,463,674 / 12.08%	\$2,208,300 / 3.58%	\$4,562,227 / 7.39%	\$2,937,574 / 4.76%	\$13,856 / 0.02%	0 / 0%

*** DOLLARS REPORTED BUT NOT SHOWN IN THESE COLUMNS. T=TREASURY, N=NON-TREASURY, S=SUBCONTRACTOR FUNDS & PROCUREMENT CARD HUB PURCHASES, TC=TERM CONTRACT, I= INTER GOVERNMENTAL PAYMENTS.



TEXAS HISTORICALLY UNDERUTILIZED BUSINESS (HUB) ANNUAL REPORT RECEIVED FOR FISCAL YEAR 2024

SECTION VII - STATE AGENCY EXPENDITURE DATA

RECORD TYPE	TOTAL EXPENDITURE	TOTAL SPENT WITH HUBS AMOUNT / %	BLACK AMOUNT / %	HISPANIC AMOUNT / %	WOMAN AMOUNT / %	ASIAN PACIFIC AMOUNT / %	NATIVE AMERICAN AMOUNT / %	SERVICE-DISABLED VETERAN AMOUNT / %
714 - UNIVERSITY OF TEXAS AT ARLINGTON - Statewide Grand Total Expenditures								
-I	0	0 / 0%	0 / 0%	0 / 0%	0 / 0%	0 / 0%	0 / 0%	0 / 0%
N	\$190,803,725	\$28,478,299 / 14.93%	\$7,655,946 / 4.01%	\$3,151,281 / 1.65%	\$14,967,928 / 7.84%	\$2,686,501 / 1.41%	\$16,643 / 0.01%	0 / 0%
S	***	\$6,562,957 / 8.56%	\$586,159 / 0.76%	\$821,147 / 1.07%	\$4,738,932 / 6.18%	\$414,488 / 0.54%	\$2,231 / 0.00%	0 / 0%
T	0	0 / 0%	0 / 0%	0 / 0%	0 / 0%	0 / 0%	0 / 0%	0 / 0%
-TC	0	0 / 0%	0 / 0%	0 / 0%	0 / 0%	0 / 0%	0 / 0%	0 / 0%
	\$190,803,725	\$35,041,256 / 18.37%	\$8,242,105 / 4.32%	\$3,972,429 / 2.08%	\$19,706,860 / 10.33%	\$3,100,988 / 1.63%	\$18,874 / 0.01%	0 / 0%

*** DOLLARS REPORTED BUT NOT SHOWN IN THESE COLUMNS. T=TREASURY, N=NON-TREASURY, S=SUBCONTRACTOR FUNDS & PROCUREMENT CARD HUB PURCHASES, TC=TERM CONTRACT, I= INTER GOVERNMENTAL PAYMENTS.



TEXAS HISTORICALLY UNDERUTILIZED BUSINESS (HUB) ANNUAL REPORT RECEIVED FOR FISCAL YEAR 2024

SECTION VII - STATE AGENCY EXPENDITURE DATA

RECORD TYPE	TOTAL EXPENDITURE	TOTAL SPENT WITH HUBS AMOUNT / %	BLACK AMOUNT / %	HISPANIC AMOUNT / %	WOMAN AMOUNT / %	ASIAN PACIFIC AMOUNT / %	NATIVE AMERICAN AMOUNT / %	SERVICE-DISABLED VETERAN AMOUNT / %
715 - PRAIRIE VIEW A & M UNIVERSITY - HEAVY CONSTRUCTION UNADJUSTED GOAL IS 11.2%								
-I	0	0 / 0%	0 / 0%	0 / 0%	0 / 0%	0 / 0%	0 / 0%	0 / 0%
N	\$20,563	0 / 0%	0 / 0%	0 / 0%	0 / 0%	0 / 0%	0 / 0%	0 / 0%
S	***	0 / 0%	0 / 0%	0 / 0%	0 / 0%	0 / 0%	0 / 0%	0 / 0%
T	0	0 / 0%	0 / 0%	0 / 0%	0 / 0%	0 / 0%	0 / 0%	0 / 0%
-TC	0	0 / 0%	0 / 0%	0 / 0%	0 / 0%	0 / 0%	0 / 0%	0 / 0%
	\$20,563	0 / 0%	0 / 0%	0 / 0%	0 / 0%	0 / 0%	0 / 0%	0 / 0%
715 - PRAIRIE VIEW A & M UNIVERSITY - BUILDING CONSTRUCTION UNADJUSTED GOAL IS 21.1%								
-I	0	0 / 0%	0 / 0%	0 / 0%	0 / 0%	0 / 0%	0 / 0%	0 / 0%
N	\$4,742,193	\$121,268 / 2.56%	0 / 0%	\$56,567 / 1.19%	\$64,701 / 1.36%	0 / 0%	0 / 0%	0 / 0%
S	***	0 / 0%	0 / 0%	0 / 0%	0 / 0%	0 / 0%	0 / 0%	0 / 0%
T	0	0 / 0%	0 / 0%	0 / 0%	0 / 0%	0 / 0%	0 / 0%	0 / 0%
-TC	0	0 / 0%	0 / 0%	0 / 0%	0 / 0%	0 / 0%	0 / 0%	0 / 0%
	\$4,742,193	\$121,268 / 2.56%	0 / 0%	\$56,567 / 1.19%	\$64,701 / 1.36%	0 / 0%	0 / 0%	0 / 0%
715 - PRAIRIE VIEW A & M UNIVERSITY - SPECIAL TRADE UNADJUSTED GOAL IS 32.9%								
-I	0	0 / 0%	0 / 0%	0 / 0%	0 / 0%	0 / 0%	0 / 0%	0 / 0%
N	\$11,891,400	\$329,946 / 2.77%	0 / 0%	\$240,877 / 2.03%	\$39,120 / 0.33%	\$43,750 / 0.37%	\$6,200 / 0.05%	0 / 0%
S	***	\$3,667,357 / 34.63%	\$458,225 / 4.33%	\$45,090 / 0.43%	\$3,164,041 / 29.88%	0 / 0%	0 / 0%	0 / 0%
T	0	0 / 0%	0 / 0%	0 / 0%	0 / 0%	0 / 0%	0 / 0%	0 / 0%
-TC	0	0 / 0%	0 / 0%	0 / 0%	0 / 0%	0 / 0%	0 / 0%	0 / 0%
	\$11,891,400	\$3,997,303 / 33.62%	\$458,225 / 3.85%	\$285,967 / 2.40%	\$3,203,161 / 26.94%	\$43,750 / 0.37%	\$6,200 / 0.05%	0 / 0%

*** DOLLARS REPORTED BUT NOT SHOWN IN THESE COLUMNS. T=TREASURY, N=NON-TREASURY, S=SUBCONTRACTOR FUNDS & PROCUREMENT CARD HUB PURCHASES, TC=TERM CONTRACT, I= INTER GOVERNMENTAL PAYMENTS.



TEXAS HISTORICALLY UNDERUTILIZED BUSINESS (HUB) ANNUAL REPORT RECEIVED FOR FISCAL YEAR 2024

SECTION VII - STATE AGENCY EXPENDITURE DATA

RECORD TYPE	TOTAL EXPENDITURE	TOTAL SPENT WITH HUBS AMOUNT / %	BLACK AMOUNT / %	HISPANIC AMOUNT / %	WOMAN AMOUNT / %	ASIAN PACIFIC AMOUNT / %	NATIVE AMERICAN AMOUNT / %	SERVICE-DISABLED VETERAN AMOUNT / %
715 - PRAIRIE VIEW A & M UNIVERSITY - PROFESSIONAL SERVICES UNADJUSTED GOAL IS 23.7%								
-I	0	0 / 0%	0 / 0%	0 / 0%	0 / 0%	0 / 0%	0 / 0%	0 / 0%
N	\$485,546	0 / 0%	0 / 0%	0 / 0%	0 / 0%	0 / 0%	0 / 0%	0 / 0%
S	***	0 / 0%	0 / 0%	0 / 0%	0 / 0%	0 / 0%	0 / 0%	0 / 0%
T	0	0 / 0%	0 / 0%	0 / 0%	0 / 0%	0 / 0%	0 / 0%	0 / 0%
-TC	0	0 / 0%	0 / 0%	0 / 0%	0 / 0%	0 / 0%	0 / 0%	0 / 0%
	\$485,546	0 / 0%	0 / 0%	0 / 0%	0 / 0%	0 / 0%	0 / 0%	0 / 0%
715 - PRAIRIE VIEW A & M UNIVERSITY - OTHER SERVICES UNADJUSTED GOAL IS 26%								
-I	0	0 / 0%	0 / 0%	0 / 0%	0 / 0%	0 / 0%	0 / 0%	0 / 0%
N	\$42,667,685	\$5,218,976 / 12.23%	\$1,374,188 / 3.22%	\$743,304 / 1.74%	\$1,454,757 / 3.41%	\$1,618,162 / 3.79%	\$4,170 / 0.01%	\$24,396 / 0.06%
S	***	\$170,477 / 0.58%	\$169,177 / 0.57%	\$1,300 / 0.00%	0 / 0%	0 / 0%	0 / 0%	0 / 0%
T	\$1,198	0 / 0%	0 / 0%	0 / 0%	0 / 0%	0 / 0%	0 / 0%	0 / 0%
-TC	0	0 / 0%	0 / 0%	0 / 0%	0 / 0%	0 / 0%	0 / 0%	0 / 0%
	\$42,668,882	\$5,389,453 / 12.63%	\$1,543,365 / 3.62%	\$744,604 / 1.75%	\$1,454,757 / 3.41%	\$1,618,162 / 3.79%	\$4,170 / 0.01%	\$24,396 / 0.06%
715 - PRAIRIE VIEW A & M UNIVERSITY - COMMODITY PURCHASING UNADJUSTED GOAL IS 21.1%								
-I	0	0 / 0%	0 / 0%	0 / 0%	0 / 0%	0 / 0%	0 / 0%	0 / 0%
N	\$18,439,315	\$4,980,896 / 27.01%	\$1,634,049 / 8.86%	\$1,477,750 / 8.01%	\$851,256 / 4.62%	\$1,008,920 / 5.47%	\$8,920 / 0.05%	0 / 0%
S	***	\$72,052 / 7.65%	\$42,438 / 4.51%	\$29,614 / 3.15%	0 / 0%	0 / 0%	0 / 0%	0 / 0%
T	\$309	0 / 0%	0 / 0%	0 / 0%	0 / 0%	0 / 0%	0 / 0%	0 / 0%
-TC	0	0 / 0%	0 / 0%	0 / 0%	0 / 0%	0 / 0%	0 / 0%	0 / 0%
	\$18,439,624	\$5,052,949 / 27.40%	\$1,676,487 / 9.09%	\$1,507,365 / 8.17%	\$851,256 / 4.62%	\$1,008,920 / 5.47%	\$8,920 / 0.05%	0 / 0%

*** DOLLARS REPORTED BUT NOT SHOWN IN THESE COLUMNS. T=TREASURY, N=NON-TREASURY, S=SUBCONTRACTOR FUNDS & PROCUREMENT CARD HUB PURCHASES, TC=TERM CONTRACT, I= INTER GOVERNMENTAL PAYMENTS.



TEXAS HISTORICALLY UNDERUTILIZED BUSINESS (HUB) ANNUAL REPORT RECEIVED FOR FISCAL YEAR 2024

SECTION VII - STATE AGENCY EXPENDITURE DATA

RECORD TYPE	TOTAL EXPENDITURE	TOTAL SPENT WITH HUBS AMOUNT / %	BLACK AMOUNT / %	HISPANIC AMOUNT / %	WOMAN AMOUNT / %	ASIAN PACIFIC AMOUNT / %	NATIVE AMERICAN AMOUNT / %	SERVICE-DISABLED VETERAN AMOUNT / %
715 - PRAIRIE VIEW A & M UNIVERSITY - Statewide Grand Total Expenditures								
-I	0	0 / 0%	0 / 0%	0 / 0%	0 / 0%	0 / 0%	0 / 0%	0 / 0%
N	\$78,246,702	\$10,651,088 / 13.61%	\$3,008,238 / 3.84%	\$2,518,498 / 3.22%	\$2,409,834 / 3.08%	\$2,670,832 / 3.41%	\$19,290 / 0.02%	\$24,396 / 0.03%
S	***	\$3,909,886 / 9.53%	\$669,840 / 1.63%	\$76,005 / 0.19%	\$3,164,041 / 7.71%	0 / 0%	0 / 0%	0 / 0%
T	\$1,506	0 / 0%	0 / 0%	0 / 0%	0 / 0%	0 / 0%	0 / 0%	0 / 0%
-TC	0	0 / 0%	0 / 0%	0 / 0%	0 / 0%	0 / 0%	0 / 0%	0 / 0%
	\$78,248,209	\$14,560,974 / 18.61%	\$3,678,078 / 4.70%	\$2,594,503 / 3.32%	\$5,573,875 / 7.12%	\$2,670,832 / 3.41%	\$19,290 / 0.02%	\$24,396 / 0.03%

*** DOLLARS REPORTED BUT NOT SHOWN IN THESE COLUMNS. T=TREASURY, N=NON-TREASURY, S=SUBCONTRACTOR FUNDS & PROCUREMENT CARD HUB PURCHASES, TC=TERM CONTRACT, I= INTER GOVERNMENTAL PAYMENTS.



TEXAS HISTORICALLY UNDERUTILIZED BUSINESS (HUB) ANNUAL REPORT RECEIVED FOR FISCAL YEAR 2024

SECTION VII - STATE AGENCY EXPENDITURE DATA

RECORD TYPE	TOTAL EXPENDITURE	TOTAL SPENT WITH HUBS AMOUNT / %	BLACK AMOUNT / %	HISPANIC AMOUNT / %	WOMAN AMOUNT / %	ASIAN PACIFIC AMOUNT / %	NATIVE AMERICAN AMOUNT / %	SERVICE-DISABLED VETERAN AMOUNT / %
716 - TEXAS A&M ENGINEERING EXTENSION SERV - HEAVY CONSTRUCTION UNADJUSTED GOAL IS 11.2%								
-I	0	0 / 0%	0 / 0%	0 / 0%	0 / 0%	0 / 0%	0 / 0%	0 / 0%
N	\$30,524	\$3,248 / 10.64%	0 / 0%	0 / 0%	\$3,248 / 10.64%	0 / 0%	0 / 0%	0 / 0%
S	***	0 / 0%	0 / 0%	0 / 0%	0 / 0%	0 / 0%	0 / 0%	0 / 0%
T	0	0 / 0%	0 / 0%	0 / 0%	0 / 0%	0 / 0%	0 / 0%	0 / 0%
-TC	0	0 / 0%	0 / 0%	0 / 0%	0 / 0%	0 / 0%	0 / 0%	0 / 0%
	\$30,524	\$3,248 / 10.64%	0 / 0%	0 / 0%	\$3,248 / 10.64%	0 / 0%	0 / 0%	0 / 0%
716 - TEXAS A&M ENGINEERING EXTENSION SERV - BUILDING CONSTRUCTION UNADJUSTED GOAL IS 21.1%								
-I	0	0 / 0%	0 / 0%	0 / 0%	0 / 0%	0 / 0%	0 / 0%	0 / 0%
N	\$1,093,481	0 / 0%	0 / 0%	0 / 0%	0 / 0%	0 / 0%	0 / 0%	0 / 0%
S	***	\$42,216 / 3.86%	0 / 0%	0 / 0%	\$42,216 / 3.86%	0 / 0%	0 / 0%	0 / 0%
T	0	0 / 0%	0 / 0%	0 / 0%	0 / 0%	0 / 0%	0 / 0%	0 / 0%
-TC	0	0 / 0%	0 / 0%	0 / 0%	0 / 0%	0 / 0%	0 / 0%	0 / 0%
	\$1,093,481	\$42,216 / 3.86%	0 / 0%	0 / 0%	\$42,216 / 3.86%	0 / 0%	0 / 0%	0 / 0%
716 - TEXAS A&M ENGINEERING EXTENSION SERV - SPECIAL TRADE UNADJUSTED GOAL IS 32.9%								
-I	0	0 / 0%	0 / 0%	0 / 0%	0 / 0%	0 / 0%	0 / 0%	0 / 0%
N	\$751,322	\$136,678 / 18.19%	0 / 0%	\$109,040 / 14.51%	\$20,053 / 2.67%	0 / 0%	0 / 0%	\$7,585 / 1.01%
S	***	\$33,339 / 5.32%	0 / 0%	\$323 / 0.05%	\$33,016 / 5.27%	0 / 0%	0 / 0%	0 / 0%
T	0	0 / 0%	0 / 0%	0 / 0%	0 / 0%	0 / 0%	0 / 0%	0 / 0%
-TC	0	0 / 0%	0 / 0%	0 / 0%	0 / 0%	0 / 0%	0 / 0%	0 / 0%
	\$751,322	\$170,017 / 22.63%	0 / 0%	\$109,363 / 14.56%	\$53,069 / 7.06%	0 / 0%	0 / 0%	\$7,585 / 1.01%

*** DOLLARS REPORTED BUT NOT SHOWN IN THESE COLUMNS. T=TREASURY, N=NON-TREASURY, S=SUBCONTRACTOR FUNDS & PROCUREMENT CARD HUB PURCHASES, TC=TERM CONTRACT, I= INTER GOVERNMENTAL PAYMENTS.



TEXAS HISTORICALLY UNDERUTILIZED BUSINESS (HUB) ANNUAL REPORT RECEIVED FOR FISCAL YEAR 2024

SECTION VII - STATE AGENCY EXPENDITURE DATA

RECORD TYPE	TOTAL EXPENDITURE	TOTAL SPENT WITH HUBS AMOUNT / %	BLACK AMOUNT / %	HISPANIC AMOUNT / %	WOMAN AMOUNT / %	ASIAN PACIFIC AMOUNT / %	NATIVE AMERICAN AMOUNT / %	SERVICE-DISABLED VETERAN AMOUNT / %
-------------	-------------------	----------------------------------	------------------	---------------------	------------------	--------------------------	----------------------------	-------------------------------------

716 - TEXAS A&M ENGINEERING EXTENSION SERV - PROFESSIONAL SERVICES UNADJUSTED GOAL IS 23.7%

-I	0	0 / 0%	0 / 0%	0 / 0%	0 / 0%	0 / 0%	0 / 0%	0 / 0%
N	\$48,652	0 / 0%	0 / 0%	0 / 0%	0 / 0%	0 / 0%	0 / 0%	0 / 0%
S	***	0 / 0%	0 / 0%	0 / 0%	0 / 0%	0 / 0%	0 / 0%	0 / 0%
T	0	0 / 0%	0 / 0%	0 / 0%	0 / 0%	0 / 0%	0 / 0%	0 / 0%
-TC	0	0 / 0%	0 / 0%	0 / 0%	0 / 0%	0 / 0%	0 / 0%	0 / 0%
	\$48,652	0 / 0%	0 / 0%	0 / 0%	0 / 0%	0 / 0%	0 / 0%	0 / 0%

716 - TEXAS A&M ENGINEERING EXTENSION SERV - OTHER SERVICES UNADJUSTED GOAL IS 26%

-I	\$615	0 / 0%	0 / 0%	0 / 0%	0 / 0%	0 / 0%	0 / 0%	0 / 0%
N	\$5,708,671	\$409,614 / 7.18%	\$61,508 / 1.08%	\$99,742 / 1.75%	\$245,925 / 4.31%	0 / 0%	0 / 0%	\$2,439 / 0.04%
S	***	\$65,393 / 1.58%	0 / 0%	0 / 0%	\$65,393 / 1.58%	0 / 0%	0 / 0%	0 / 0%
T	\$615	0 / 0%	0 / 0%	0 / 0%	0 / 0%	0 / 0%	0 / 0%	0 / 0%
-TC	\$497,216	0 / 0%	0 / 0%	0 / 0%	0 / 0%	0 / 0%	0 / 0%	0 / 0%
	\$5,211,455	\$475,006 / 9.11%	\$61,508 / 1.18%	\$99,742 / 1.91%	\$311,317 / 5.97%	0 / 0%	0 / 0%	\$2,439 / 0.05%

716 - TEXAS A&M ENGINEERING EXTENSION SERV - COMMODITY PURCHASING UNADJUSTED GOAL IS 21.1%

-I	0	0 / 0%	0 / 0%	0 / 0%	0 / 0%	0 / 0%	0 / 0%	0 / 0%
N	\$14,570,151	\$2,423,624 / 16.63%	\$954,503 / 6.55%	\$622,444 / 4.27%	\$800,163 / 5.49%	\$40,162 / 0.28%	0 / 0%	\$6,352 / 0.04%
S	***	\$180,792 / 2.14%	0 / 0%	\$114,239 / 1.36%	\$64,737 / 0.77%	\$1,816 / 0.02%	0 / 0%	0 / 0%
T	\$69,726	\$92 / 0.13%	0 / 0%	0 / 0%	\$92 / 0.13%	0 / 0%	0 / 0%	0 / 0%
-TC	\$223,380	0 / 0%	0 / 0%	0 / 0%	0 / 0%	0 / 0%	0 / 0%	0 / 0%
	\$14,416,497	\$2,604,508 / 18.07%	\$954,503 / 6.62%	\$736,684 / 5.11%	\$864,992 / 6.00%	\$41,978 / 0.29%	0 / 0%	\$6,352 / 0.04%

*** DOLLARS REPORTED BUT NOT SHOWN IN THESE COLUMNS. T=TREASURY, N=NON-TREASURY, S=SUBCONTRACTOR FUNDS & PROCUREMENT CARD HUB PURCHASES, TC=TERM CONTRACT, I= INTER GOVERNMENTAL PAYMENTS.



TEXAS HISTORICALLY UNDERUTILIZED BUSINESS (HUB) ANNUAL REPORT RECEIVED FOR FISCAL YEAR 2024

SECTION VII - STATE AGENCY EXPENDITURE DATA

RECORD TYPE	TOTAL EXPENDITURE	TOTAL SPENT WITH HUBS AMOUNT / %	BLACK AMOUNT / %	HISPANIC AMOUNT / %	WOMAN AMOUNT / %	ASIAN PACIFIC AMOUNT / %	NATIVE AMERICAN AMOUNT / %	SERVICE-DISABLED VETERAN AMOUNT / %
716 - TEXAS A&M ENGINEERING EXTENSION SERV - Statewide Grand Total Expenditures								
-I	\$615	0 / 0%	0 / 0%	0 / 0%	0 / 0%	0 / 0%	0 / 0%	0 / 0%
N	\$22,202,801	\$2,973,163 / 13.39%	\$1,016,010 / 4.58%	\$831,227 / 3.74%	\$1,069,388 / 4.82%	\$40,162 / 0.18%	0 / 0%	\$16,376 / 0.07%
S	***	\$321,739 / 2.25%	0 / 0%	\$114,562 / 0.80%	\$205,361 / 1.44%	\$1,816 / 0.01%	0 / 0%	0 / 0%
T	\$70,340	\$92 / 0.13%	0 / 0%	0 / 0%	\$92 / 0.13%	0 / 0%	0 / 0%	0 / 0%
-TC	\$720,596	0 / 0%	0 / 0%	0 / 0%	0 / 0%	0 / 0%	0 / 0%	0 / 0%
	\$21,551,930	\$3,294,995 / 15.29%	\$1,016,010 / 4.71%	\$945,789 / 4.39%	\$1,274,842 / 5.92%	\$41,978 / 0.19%	0 / 0%	\$16,376 / 0.08%

*** DOLLARS REPORTED BUT NOT SHOWN IN THESE COLUMNS. T=TREASURY, N=NON-TREASURY, S=SUBCONTRACTOR FUNDS & PROCUREMENT CARD HUB PURCHASES, TC=TERM CONTRACT, I= INTER GOVERNMENTAL PAYMENTS.



TEXAS HISTORICALLY UNDERUTILIZED BUSINESS (HUB) ANNUAL REPORT RECEIVED FOR FISCAL YEAR 2024

SECTION VII - STATE AGENCY EXPENDITURE DATA

RECORD TYPE	TOTAL EXPENDITURE	TOTAL SPENT WITH HUBS AMOUNT / %	BLACK AMOUNT / %	HISPANIC AMOUNT / %	WOMAN AMOUNT / %	ASIAN PACIFIC AMOUNT / %	NATIVE AMERICAN AMOUNT / %	SERVICE-DISABLED VETERAN AMOUNT / %
717 - TEXAS SOUTHERN UNIVERSITY - HEAVY CONSTRUCTION UNADJUSTED GOAL IS 11.2%								
-I	0	0 / 0%	0 / 0%	0 / 0%	0 / 0%	0 / 0%	0 / 0%	0 / 0%
N	\$71,143	\$21,665 / 30.45%	\$21,665 / 30.45%	0 / 0%	0 / 0%	0 / 0%	0 / 0%	0 / 0%
S	***	\$131,084 / 47.13%	0 / 0%	\$131,084 / 47.13%	0 / 0%	0 / 0%	0 / 0%	0 / 0%
T	\$207,003	0 / 0%	0 / 0%	0 / 0%	0 / 0%	0 / 0%	0 / 0%	0 / 0%
-TC	0	0 / 0%	0 / 0%	0 / 0%	0 / 0%	0 / 0%	0 / 0%	0 / 0%
	\$278,146	\$152,749 / 54.92%	\$21,665 / 7.79%	\$131,084 / 47.13%	0 / 0%	0 / 0%	0 / 0%	0 / 0%

717 - TEXAS SOUTHERN UNIVERSITY - BUILDING CONSTRUCTION UNADJUSTED GOAL IS 21.1%								
-I	0	0 / 0%	0 / 0%	0 / 0%	0 / 0%	0 / 0%	0 / 0%	0 / 0%
N	\$1,656,189	\$508,998 / 30.73%	\$439,998 / 26.57%	\$69,000 / 4.17%	0 / 0%	0 / 0%	0 / 0%	0 / 0%
S	***	\$1,677,478 / 41.15%	0 / 0%	\$1,581,140 / 38.78%	\$96,339 / 2.36%	0 / 0%	0 / 0%	0 / 0%
T	\$3,179,118	0 / 0%	0 / 0%	0 / 0%	0 / 0%	0 / 0%	0 / 0%	0 / 0%
-TC	0	0 / 0%	0 / 0%	0 / 0%	0 / 0%	0 / 0%	0 / 0%	0 / 0%
	\$4,835,307	\$2,186,477 / 45.22%	\$439,998 / 9.10%	\$1,650,140 / 34.13%	\$96,339 / 1.99%	0 / 0%	0 / 0%	0 / 0%

717 - TEXAS SOUTHERN UNIVERSITY - SPECIAL TRADE UNADJUSTED GOAL IS 32.9%								
-I	0	0 / 0%	0 / 0%	0 / 0%	0 / 0%	0 / 0%	0 / 0%	0 / 0%
N	\$7,252,672	\$2,788,177 / 38.44%	\$2,065,278 / 28.48%	\$609,684 / 8.41%	\$98,951 / 1.36%	0 / 0%	\$14,265 / 0.20%	0 / 0%
S	***	\$528,106 / 5.77%	\$51,145 / 0.56%	\$476,961 / 5.21%	0 / 0%	0 / 0%	0 / 0%	0 / 0%
T	\$1,925,779	\$153,844 / 7.99%	\$1,038 / 0.05%	0 / 0%	\$99,134 / 5.15%	0 / 0%	\$53,671 / 2.79%	0 / 0%
-TC	0	0 / 0%	0 / 0%	0 / 0%	0 / 0%	0 / 0%	0 / 0%	0 / 0%
	\$9,178,451	\$3,470,127 / 37.81%	\$2,117,461 / 23.07%	\$1,086,644 / 11.84%	\$198,085 / 2.16%	0 / 0%	\$67,936 / 0.74%	0 / 0%

*** DOLLARS REPORTED BUT NOT SHOWN IN THESE COLUMNS. T=TREASURY, N=NON-TREASURY, S=SUBCONTRACTOR FUNDS & PROCUREMENT CARD HUB PURCHASES, TC=TERM CONTRACT, I= INTER GOVERNMENTAL PAYMENTS.



TEXAS HISTORICALLY UNDERUTILIZED BUSINESS (HUB) ANNUAL REPORT RECEIVED FOR FISCAL YEAR 2024

SECTION VII - STATE AGENCY EXPENDITURE DATA

RECORD TYPE	TOTAL EXPENDITURE	TOTAL SPENT WITH HUBS AMOUNT / %	BLACK AMOUNT / %	HISPANIC AMOUNT / %	WOMAN AMOUNT / %	ASIAN PACIFIC AMOUNT / %	NATIVE AMERICAN AMOUNT / %	SERVICE-DISABLED VETERAN AMOUNT / %
717 - TEXAS SOUTHERN UNIVERSITY - PROFESSIONAL SERVICES UNADJUSTED GOAL IS 23.7%								
-I	0	0 / 0%	0 / 0%	0 / 0%	0 / 0%	0 / 0%	0 / 0%	0 / 0%
N	\$736,086	\$229,886 / 31.23%	\$226,829 / 30.82%	\$3,058 / 0.42%	0 / 0%	0 / 0%	0 / 0%	0 / 0%
S	***	\$1,017 / 0.16%	0 / 0%	0 / 0%	\$1,017 / 0.16%	0 / 0%	0 / 0%	0 / 0%
T	\$155,818	0 / 0%	0 / 0%	0 / 0%	0 / 0%	0 / 0%	0 / 0%	0 / 0%
-TC	0	0 / 0%	0 / 0%	0 / 0%	0 / 0%	0 / 0%	0 / 0%	0 / 0%
	\$891,905	\$230,903 / 25.89%	\$226,829 / 25.43%	\$3,058 / 0.34%	\$1,017 / 0.11%	0 / 0%	0 / 0%	0 / 0%
717 - TEXAS SOUTHERN UNIVERSITY - OTHER SERVICES UNADJUSTED GOAL IS 26%								
-I	0	0 / 0%	0 / 0%	0 / 0%	0 / 0%	0 / 0%	0 / 0%	0 / 0%
N	\$25,701,473	\$1,036,943 / 4.03%	\$276,117 / 1.07%	\$427,974 / 1.67%	\$260,175 / 1.01%	\$72,677 / 0.28%	0 / 0%	0 / 0%
S	***	0 / 0%	0 / 0%	0 / 0%	0 / 0%	0 / 0%	0 / 0%	0 / 0%
T	\$3,274,378	\$595,809 / 18.20%	\$386,302 / 11.80%	\$183,115 / 5.59%	\$26,392 / 0.81%	0 / 0%	0 / 0%	0 / 0%
-TC	0	0 / 0%	0 / 0%	0 / 0%	0 / 0%	0 / 0%	0 / 0%	0 / 0%
	\$28,975,851	\$1,632,752 / 5.63%	\$662,419 / 2.29%	\$611,089 / 2.11%	\$286,567 / 0.99%	\$72,677 / 0.25%	0 / 0%	0 / 0%
717 - TEXAS SOUTHERN UNIVERSITY - COMMODITY PURCHASING UNADJUSTED GOAL IS 21.1%								
-I	0	0 / 0%	0 / 0%	0 / 0%	0 / 0%	0 / 0%	0 / 0%	0 / 0%
N	\$11,537,768	\$2,481,028 / 21.50%	\$1,091,879 / 9.46%	\$932,337 / 8.08%	\$124,363 / 1.08%	\$267,947 / 2.32%	0 / 0%	\$64,502 / 0.56%
S	***	0 / 0%	0 / 0%	0 / 0%	0 / 0%	0 / 0%	0 / 0%	0 / 0%
T	\$1,669,857	\$309,468 / 18.53%	\$5,660 / 0.34%	\$187,205 / 11.21%	0 / 0%	\$116,603 / 6.98%	0 / 0%	0 / 0%
-TC	0	0 / 0%	0 / 0%	0 / 0%	0 / 0%	0 / 0%	0 / 0%	0 / 0%
	\$13,207,625	\$2,790,496 / 21.13%	\$1,097,539 / 8.31%	\$1,119,542 / 8.48%	\$124,363 / 0.94%	\$384,550 / 2.91%	0 / 0%	\$64,502 / 0.49%

*** DOLLARS REPORTED BUT NOT SHOWN IN THESE COLUMNS. T=TREASURY, N=NON-TREASURY, S=SUBCONTRACTOR FUNDS & PROCUREMENT CARD HUB PURCHASES, TC=TERM CONTRACT, I= INTER GOVERNMENTAL PAYMENTS.



TEXAS HISTORICALLY UNDERUTILIZED BUSINESS (HUB) ANNUAL REPORT RECEIVED FOR FISCAL YEAR 2024

SECTION VII - STATE AGENCY EXPENDITURE DATA

RECORD TYPE	TOTAL EXPENDITURE	TOTAL SPENT WITH HUBS AMOUNT / %	BLACK AMOUNT / %	HISPANIC AMOUNT / %	WOMAN AMOUNT / %	ASIAN PACIFIC AMOUNT / %	NATIVE AMERICAN AMOUNT / %	SERVICE-DISABLED VETERAN AMOUNT / %
717 - TEXAS SOUTHERN UNIVERSITY - Statewide Grand Total Expenditures								
-I	0	0 / 0%	0 / 0%	0 / 0%	0 / 0%	0 / 0%	0 / 0%	0 / 0%
N	\$46,955,332	\$7,066,698 / 15.05%	\$4,121,765 / 8.78%	\$2,042,053 / 4.35%	\$483,489 / 1.03%	\$340,624 / 0.73%	\$14,265 / 0.03%	\$64,502 / 0.14%
S	***	\$2,337,684 / 5.93%	\$51,145 / 0.13%	\$2,189,184 / 5.55%	\$97,355 / 0.25%	0 / 0%	0 / 0%	0 / 0%
T	\$10,411,954	\$1,059,121 / 10.17%	\$393,000 / 3.77%	\$370,320 / 3.56%	\$125,526 / 1.21%	\$116,603 / 1.12%	\$53,671 / 0.52%	0 / 0%
-TC	0	0 / 0%	0 / 0%	0 / 0%	0 / 0%	0 / 0%	0 / 0%	0 / 0%
	\$57,367,286	\$10,463,503 / 18.24%	\$4,565,910 / 7.96%	\$4,601,557 / 8.02%	\$706,370 / 1.23%	\$457,227 / 0.80%	\$67,936 / 0.12%	\$64,502 / 0.11%

*** DOLLARS REPORTED BUT NOT SHOWN IN THESE COLUMNS. T=TREASURY, N=NON-TREASURY, S=SUBCONTRACTOR FUNDS & PROCUREMENT CARD HUB PURCHASES, TC=TERM CONTRACT, I= INTER GOVERNMENTAL PAYMENTS.



TEXAS HISTORICALLY UNDERUTILIZED BUSINESS (HUB) ANNUAL REPORT RECEIVED FOR FISCAL YEAR 2024

SECTION VII - STATE AGENCY EXPENDITURE DATA

RECORD TYPE	TOTAL EXPENDITURE	TOTAL SPENT WITH HUBS AMOUNT / %	BLACK AMOUNT / %	HISPANIC AMOUNT / %	WOMAN AMOUNT / %	ASIAN PACIFIC AMOUNT / %	NATIVE AMERICAN AMOUNT / %	SERVICE-DISABLED VETERAN AMOUNT / %
-------------	-------------------	----------------------------------	------------------	---------------------	------------------	--------------------------	----------------------------	-------------------------------------

718 - TEXAS A & M UNIVERSITY AT GALVESTON - HEAVY CONSTRUCTION UNADJUSTED GOAL IS 11.2%

-I	0	0 / 0%	0 / 0%	0 / 0%	0 / 0%	0 / 0%	0 / 0%	0 / 0%
N	0	0 / 0%	0 / 0%	0 / 0%	0 / 0%	0 / 0%	0 / 0%	0 / 0%
S	***	0 / 0%	0 / 0%	0 / 0%	0 / 0%	0 / 0%	0 / 0%	0 / 0%
T	0	0 / 0%	0 / 0%	0 / 0%	0 / 0%	0 / 0%	0 / 0%	0 / 0%
-TC	0	0 / 0%	0 / 0%	0 / 0%	0 / 0%	0 / 0%	0 / 0%	0 / 0%
	0	0 / 0%	0 / 0%	0 / 0%	0 / 0%	0 / 0%	0 / 0%	0 / 0%

718 - TEXAS A & M UNIVERSITY AT GALVESTON - BUILDING CONSTRUCTION UNADJUSTED GOAL IS 21.1%

-I	0	0 / 0%	0 / 0%	0 / 0%	0 / 0%	0 / 0%	0 / 0%	0 / 0%
N	\$9,740	0 / 0%	0 / 0%	0 / 0%	0 / 0%	0 / 0%	0 / 0%	0 / 0%
S	***	0 / 0%	0 / 0%	0 / 0%	0 / 0%	0 / 0%	0 / 0%	0 / 0%
T	0	0 / 0%	0 / 0%	0 / 0%	0 / 0%	0 / 0%	0 / 0%	0 / 0%
-TC	0	0 / 0%	0 / 0%	0 / 0%	0 / 0%	0 / 0%	0 / 0%	0 / 0%
	\$9,740	0 / 0%	0 / 0%	0 / 0%	0 / 0%	0 / 0%	0 / 0%	0 / 0%

718 - TEXAS A & M UNIVERSITY AT GALVESTON - SPECIAL TRADE UNADJUSTED GOAL IS 32.9%

-I	0	0 / 0%	0 / 0%	0 / 0%	0 / 0%	0 / 0%	0 / 0%	0 / 0%
N	\$1,251,017	\$14,255 / 1.14%	0 / 0%	0 / 0%	\$14,255 / 1.14%	0 / 0%	0 / 0%	0 / 0%
S	***	\$741,837 / 93.37%	\$9,182 / 1.16%	\$501,425 / 63.11%	\$80,711 / 10.16%	\$150,519 / 18.95%	0 / 0%	0 / 0%
T	0	0 / 0%	0 / 0%	0 / 0%	0 / 0%	0 / 0%	0 / 0%	0 / 0%
-TC	0	0 / 0%	0 / 0%	0 / 0%	0 / 0%	0 / 0%	0 / 0%	0 / 0%
	\$1,251,017	\$756,093 / 60.44%	\$9,182 / 0.73%	\$501,425 / 40.08%	\$94,966 / 7.59%	\$150,519 / 12.03%	0 / 0%	0 / 0%

*** DOLLARS REPORTED BUT NOT SHOWN IN THESE COLUMNS. T=TREASURY, N=NON-TREASURY, S=SUBCONTRACTOR FUNDS & PROCUREMENT CARD HUB PURCHASES, TC=TERM CONTRACT, I= INTER GOVERNMENTAL PAYMENTS.



TEXAS HISTORICALLY UNDERUTILIZED BUSINESS (HUB) ANNUAL REPORT RECEIVED FOR FISCAL YEAR 2024

SECTION VII - STATE AGENCY EXPENDITURE DATA

RECORD TYPE	TOTAL EXPENDITURE	TOTAL SPENT WITH HUBS AMOUNT / %	BLACK AMOUNT / %	HISPANIC AMOUNT / %	WOMAN AMOUNT / %	ASIAN PACIFIC AMOUNT / %	NATIVE AMERICAN AMOUNT / %	SERVICE-DISABLED VETERAN AMOUNT / %
-------------	-------------------	----------------------------------	------------------	---------------------	------------------	--------------------------	----------------------------	-------------------------------------

718 - TEXAS A & M UNIVERSITY AT GALVESTON - PROFESSIONAL SERVICES UNADJUSTED GOAL IS 23.7%

-I	0	0 / 0%	0 / 0%	0 / 0%	0 / 0%	0 / 0%	0 / 0%	0 / 0%
N	\$13,137	0 / 0%	0 / 0%	0 / 0%	0 / 0%	0 / 0%	0 / 0%	0 / 0%
S	***	0 / 0%	0 / 0%	0 / 0%	0 / 0%	0 / 0%	0 / 0%	0 / 0%
T	0	0 / 0%	0 / 0%	0 / 0%	0 / 0%	0 / 0%	0 / 0%	0 / 0%
-TC	0	0 / 0%	0 / 0%	0 / 0%	0 / 0%	0 / 0%	0 / 0%	0 / 0%
	\$13,137	0 / 0%	0 / 0%	0 / 0%	0 / 0%	0 / 0%	0 / 0%	0 / 0%

718 - TEXAS A & M UNIVERSITY AT GALVESTON - OTHER SERVICES UNADJUSTED GOAL IS 26%

-I	0	0 / 0%	0 / 0%	0 / 0%	0 / 0%	0 / 0%	0 / 0%	0 / 0%
N	\$17,138,460	\$2,841,788 / 16.58%	0 / 0%	\$17,225 / 0.10%	\$354,300 / 2.07%	\$2,470,263 / 14.41%	0 / 0%	0 / 0%
S	***	\$4,754,867 / 36.08%	\$29,620 / 0.22%	\$864,212 / 6.56%	\$2,111,858 / 16.02%	\$163,528 / 1.24%	\$1,583,985 / 12.02%	\$1,663 / 0.01%
T	\$-5,003	0 / 0%	0 / 0%	0 / 0%	0 / 0%	0 / 0%	0 / 0%	0 / 0%
-TC	0	0 / 0%	0 / 0%	0 / 0%	0 / 0%	0 / 0%	0 / 0%	0 / 0%
	\$17,133,457	\$7,596,654 / 44.34%	\$29,620 / 0.17%	\$881,437 / 5.14%	\$2,466,158 / 14.39%	\$2,633,791 / 15.37%	\$1,583,985 / 9.24%	\$1,663 / 0.01%

718 - TEXAS A & M UNIVERSITY AT GALVESTON - COMMODITY PURCHASING UNADJUSTED GOAL IS 21.1%

-I	0	0 / 0%	0 / 0%	0 / 0%	0 / 0%	0 / 0%	0 / 0%	0 / 0%
N	\$5,151,545	\$654,576 / 12.71%	\$277,313 / 5.38%	\$187,358 / 3.64%	\$182,209 / 3.54%	\$7,000 / 0.14%	0 / 0%	\$696 / 0.01%
S	***	\$11,062 / 0.64%	0 / 0%	\$11,062 / 0.64%	0 / 0%	0 / 0%	0 / 0%	0 / 0%
T	\$-7,822	0 / 0%	0 / 0%	0 / 0%	0 / 0%	0 / 0%	0 / 0%	0 / 0%
-TC	0	0 / 0%	0 / 0%	0 / 0%	0 / 0%	0 / 0%	0 / 0%	0 / 0%
	\$5,143,723	\$665,638 / 12.94%	\$277,313 / 5.39%	\$198,420 / 3.86%	\$182,209 / 3.54%	\$7,000 / 0.14%	0 / 0%	\$696 / 0.01%

*** DOLLARS REPORTED BUT NOT SHOWN IN THESE COLUMNS. T=TREASURY, N=NON-TREASURY, S=SUBCONTRACTOR FUNDS & PROCUREMENT CARD HUB PURCHASES, TC=TERM CONTRACT, I= INTER GOVERNMENTAL PAYMENTS.



TEXAS HISTORICALLY UNDERUTILIZED BUSINESS (HUB) ANNUAL REPORT RECEIVED FOR FISCAL YEAR 2024

SECTION VII - STATE AGENCY EXPENDITURE DATA

RECORD TYPE	TOTAL EXPENDITURE	TOTAL SPENT WITH HUBS AMOUNT / %	BLACK AMOUNT / %	HISPANIC AMOUNT / %	WOMAN AMOUNT / %	ASIAN PACIFIC AMOUNT / %	NATIVE AMERICAN AMOUNT / %	SERVICE-DISABLED VETERAN AMOUNT / %
718 - TEXAS A & M UNIVERSITY AT GALVESTON - Statewide Grand Total Expenditures								
-I	0	0 / 0%	0 / 0%	0 / 0%	0 / 0%	0 / 0%	0 / 0%	0 / 0%
N	\$23,563,899	\$3,510,619 / 14.90%	\$277,313 / 1.18%	\$204,583 / 0.87%	\$550,764 / 2.34%	\$2,477,263 / 10.51%	0 / 0%	\$696 / 0.00%
S	***	\$5,507,766 / 35.07%	\$38,802 / 0.25%	\$1,376,699 / 8.77%	\$2,192,569 / 13.96%	\$314,047 / 2.00%	\$1,583,985 / 10.09%	\$1,663 / 0.01%
T	\$-12,825	0 / 0%	0 / 0%	0 / 0%	0 / 0%	0 / 0%	0 / 0%	0 / 0%
-TC	0	0 / 0%	0 / 0%	0 / 0%	0 / 0%	0 / 0%	0 / 0%	0 / 0%
	\$23,551,074	\$9,018,385 / 38.29%	\$316,115 / 1.34%	\$1,581,282 / 6.71%	\$2,743,333 / 11.65%	\$2,791,310 / 11.85%	\$1,583,985 / 6.73%	\$2,359 / 0.01%

*** DOLLARS REPORTED BUT NOT SHOWN IN THESE COLUMNS. T=TREASURY, N=NON-TREASURY, S=SUBCONTRACTOR FUNDS & PROCUREMENT CARD HUB PURCHASES, TC=TERM CONTRACT, I= INTER GOVERNMENTAL PAYMENTS.



TEXAS HISTORICALLY UNDERUTILIZED BUSINESS (HUB) ANNUAL REPORT RECEIVED FOR FISCAL YEAR 2024

SECTION VII - STATE AGENCY EXPENDITURE DATA

RECORD TYPE	TOTAL EXPENDITURE	TOTAL SPENT WITH HUBS AMOUNT / %	BLACK AMOUNT / %	HISPANIC AMOUNT / %	WOMAN AMOUNT / %	ASIAN PACIFIC AMOUNT / %	NATIVE AMERICAN AMOUNT / %	SERVICE-DISABLED VETERAN AMOUNT / %
719 - TEXAS STATE TECHNICAL COLLEGE - HEAVY CONSTRUCTION UNADJUSTED GOAL IS 11.2%								
-I	0	0 / 0%	0 / 0%	0 / 0%	0 / 0%	0 / 0%	0 / 0%	0 / 0%
N	\$277,917	\$148,490 / 53.43%	0 / 0%	\$132,098 / 47.53%	\$16,393 / 5.90%	0 / 0%	0 / 0%	0 / 0%
S	***	0 / 0%	0 / 0%	0 / 0%	0 / 0%	0 / 0%	0 / 0%	0 / 0%
T	0	0 / 0%	0 / 0%	0 / 0%	0 / 0%	0 / 0%	0 / 0%	0 / 0%
-TC	0	0 / 0%	0 / 0%	0 / 0%	0 / 0%	0 / 0%	0 / 0%	0 / 0%
	\$277,917	\$148,490 / 53.43%	0 / 0%	\$132,098 / 47.53%	\$16,393 / 5.90%	0 / 0%	0 / 0%	0 / 0%
719 - TEXAS STATE TECHNICAL COLLEGE - BUILDING CONSTRUCTION UNADJUSTED GOAL IS 21.1%								
-I	0	0 / 0%	0 / 0%	0 / 0%	0 / 0%	0 / 0%	0 / 0%	0 / 0%
N	\$40,525,004	\$1,037,786 / 2.56%	\$284,363 / 0.70%	\$139,227 / 0.34%	\$264,105 / 0.65%	\$329,456 / 0.81%	\$20,635 / 0.05%	0 / 0%
S	***	\$3,174,637 / 7.77%	\$283,740 / 0.69%	\$234,437 / 0.57%	\$391,943 / 0.96%	\$736,227 / 1.80%	\$1,528,290 / 3.74%	0 / 0%
T	\$678,587	\$262,845 / 38.73%	0 / 0%	0 / 0%	\$257,845 / 38.00%	0 / 0%	\$5,000 / 0.74%	0 / 0%
-TC	0	0 / 0%	0 / 0%	0 / 0%	0 / 0%	0 / 0%	0 / 0%	0 / 0%
	\$41,203,590	\$4,475,269 / 10.86%	\$568,103 / 1.38%	\$373,664 / 0.91%	\$913,893 / 2.22%	\$1,065,683 / 2.59%	\$1,553,925 / 3.77%	0 / 0%
719 - TEXAS STATE TECHNICAL COLLEGE - SPECIAL TRADE UNADJUSTED GOAL IS 32.9%								
-I	0	0 / 0%	0 / 0%	0 / 0%	0 / 0%	0 / 0%	0 / 0%	0 / 0%
N	\$6,161,944	\$1,510,018 / 24.51%	\$273,631 / 4.44%	\$401,932 / 6.52%	\$624,434 / 10.13%	\$18,076 / 0.29%	\$191,945 / 3.12%	0 / 0%
S	***	\$6,184,731 / 97.81%	0 / 0%	\$775,251 / 12.26%	\$5,361,480 / 84.79%	0 / 0%	\$48,000 / 0.76%	0 / 0%
T	\$390,311	\$143,917 / 36.87%	0 / 0%	0 / 0%	\$41,610 / 10.66%	0 / 0%	\$102,307 / 26.21%	0 / 0%
-TC	0	0 / 0%	0 / 0%	0 / 0%	0 / 0%	0 / 0%	0 / 0%	0 / 0%
	\$6,552,255	\$7,838,666 / 119.63%	\$273,631 / 4.18%	\$1,177,183 / 17.97%	\$6,027,524 / 91.99%	\$18,076 / 0.28%	\$342,252 / 5.22%	0 / 0%

*** DOLLARS REPORTED BUT NOT SHOWN IN THESE COLUMNS. T=TREASURY, N=NON-TREASURY, S=SUBCONTRACTOR FUNDS & PROCUREMENT CARD HUB PURCHASES, TC=TERM CONTRACT, I= INTER GOVERNMENTAL PAYMENTS.



TEXAS HISTORICALLY UNDERUTILIZED BUSINESS (HUB) ANNUAL REPORT RECEIVED FOR FISCAL YEAR 2024

SECTION VII - STATE AGENCY EXPENDITURE DATA

RECORD TYPE	TOTAL EXPENDITURE	TOTAL SPENT WITH HUBS AMOUNT / %	BLACK AMOUNT / %	HISPANIC AMOUNT / %	WOMAN AMOUNT / %	ASIAN PACIFIC AMOUNT / %	NATIVE AMERICAN AMOUNT / %	SERVICE-DISABLED VETERAN AMOUNT / %
719 - TEXAS STATE TECHNICAL COLLEGE - PROFESSIONAL SERVICES UNADJUSTED GOAL IS 23.7%								
-I	0	0 / 0%	0 / 0%	0 / 0%	0 / 0%	0 / 0%	0 / 0%	0 / 0%
N	\$125,169	\$18,323 / 14.64%	\$5,503 / 4.40%	0 / 0%	\$4,900 / 3.91%	0 / 0%	\$7,920 / 6.33%	0 / 0%
S	***	0 / 0%	0 / 0%	0 / 0%	0 / 0%	0 / 0%	0 / 0%	0 / 0%
T	0	0 / 0%	0 / 0%	0 / 0%	0 / 0%	0 / 0%	0 / 0%	0 / 0%
-TC	0	0 / 0%	0 / 0%	0 / 0%	0 / 0%	0 / 0%	0 / 0%	0 / 0%
	\$125,169	\$18,323 / 14.64%	\$5,503 / 4.40%	0 / 0%	\$4,900 / 3.91%	0 / 0%	\$7,920 / 6.33%	0 / 0%

719 - TEXAS STATE TECHNICAL COLLEGE - OTHER SERVICES UNADJUSTED GOAL IS 26%								
-I	0	0 / 0%	0 / 0%	0 / 0%	0 / 0%	0 / 0%	0 / 0%	0 / 0%
N	\$15,182,654	\$4,095,514 / 26.97%	\$203 / 0.00%	\$428,477 / 2.82%	\$3,105,798 / 20.46%	\$152,740 / 1.01%	0 / 0%	\$408,296 / 2.69%
S	***	\$842,039 / 13.82%	0 / 0%	\$9,323 / 0.15%	\$832,716 / 13.67%	0 / 0%	0 / 0%	0 / 0%
T	\$83,347	\$44,596 / 53.51%	0 / 0%	\$44,596 / 53.51%	0 / 0%	0 / 0%	0 / 0%	0 / 0%
-TC	0	0 / 0%	0 / 0%	0 / 0%	0 / 0%	0 / 0%	0 / 0%	0 / 0%
	\$15,266,001	\$4,982,149 / 32.64%	\$203 / 0.00%	\$482,396 / 3.16%	\$3,938,514 / 25.80%	\$152,740 / 1.00%	0 / 0%	\$408,296 / 2.67%

719 - TEXAS STATE TECHNICAL COLLEGE - COMMODITY PURCHASING UNADJUSTED GOAL IS 21.1%								
-I	0	0 / 0%	0 / 0%	0 / 0%	0 / 0%	0 / 0%	0 / 0%	0 / 0%
N	\$982,944,785	\$2,394,805 / 0.24%	\$963,413 / 0.10%	\$356,954 / 0.04%	\$282,968 / 0.03%	\$787,961 / 0.08%	0 / 0%	\$3,509 / 0.00%
S	***	\$49,233,207 / 5.07%	\$12,893,540 / 1.33%	0 / 0%	\$36,339,667 / 3.74%	0 / 0%	0 / 0%	0 / 0%
T	\$423,510	\$68,477 / 16.17%	\$3,517 / 0.83%	\$63,092 / 14.90%	\$1,867 / 0.44%	0 / 0%	0 / 0%	0 / 0%
-TC	0	0 / 0%	0 / 0%	0 / 0%	0 / 0%	0 / 0%	0 / 0%	0 / 0%
	\$983,368,295	\$51,696,489 / 5.26%	\$13,860,470 / 1.41%	\$420,046 / 0.04%	\$36,624,502 / 3.72%	\$787,961 / 0.08%	0 / 0%	\$3,509 / 0.00%

*** DOLLARS REPORTED BUT NOT SHOWN IN THESE COLUMNS. T=TREASURY, N=NON-TREASURY, S=SUBCONTRACTOR FUNDS & PROCUREMENT CARD HUB PURCHASES, TC=TERM CONTRACT, I= INTER GOVERNMENTAL PAYMENTS.



TEXAS HISTORICALLY UNDERUTILIZED BUSINESS (HUB) ANNUAL REPORT RECEIVED FOR FISCAL YEAR 2024

SECTION VII - STATE AGENCY EXPENDITURE DATA

RECORD TYPE	TOTAL EXPENDITURE	TOTAL SPENT WITH HUBS AMOUNT / %	BLACK AMOUNT / %	HISPANIC AMOUNT / %	WOMAN AMOUNT / %	ASIAN PACIFIC AMOUNT / %	NATIVE AMERICAN AMOUNT / %	SERVICE-DISABLED VETERAN AMOUNT / %
719 - TEXAS STATE TECHNICAL COLLEGE - Statewide Grand Total Expenditures								
-I	0	0 / 0%	0 / 0%	0 / 0%	0 / 0%	0 / 0%	0 / 0%	0 / 0%
N	\$1,045,217,473	\$9,204,936 / 0.88%	\$1,527,112 / 0.15%	\$1,458,688 / 0.14%	\$4,298,598 / 0.41%	\$1,288,233 / 0.12%	\$220,499 / 0.02%	\$411,806 / 0.04%
S	***	\$59,434,614 / 5.80%	\$13,177,280 / 1.29%	\$1,019,010 / 0.10%	\$42,925,807 / 4.19%	\$736,227 / 0.07%	\$1,576,290 / 0.15%	0 / 0%
T	\$1,575,755	\$519,835 / 32.99%	\$3,517 / 0.22%	\$107,688 / 6.83%	\$301,322 / 19.12%	0 / 0%	\$107,307 / 6.81%	0 / 0%
-TC	0	0 / 0%	0 / 0%	0 / 0%	0 / 0%	0 / 0%	0 / 0%	0 / 0%
	\$1,046,793,228	\$69,159,385 / 6.61%	\$14,707,910 / 1.41%	\$2,585,386 / 0.25%	\$47,525,727 / 4.54%	\$2,024,460 / 0.19%	\$1,904,096 / 0.18%	\$411,806 / 0.04%

*** DOLLARS REPORTED BUT NOT SHOWN IN THESE COLUMNS. T=TREASURY, N=NON-TREASURY, S=SUBCONTRACTOR FUNDS & PROCUREMENT CARD HUB PURCHASES, TC=TERM CONTRACT, I= INTER GOVERNMENTAL PAYMENTS.



TEXAS HISTORICALLY UNDERUTILIZED BUSINESS (HUB) ANNUAL REPORT RECEIVED FOR FISCAL YEAR 2024

SECTION VII - STATE AGENCY EXPENDITURE DATA

RECORD TYPE	TOTAL EXPENDITURE	TOTAL SPENT WITH HUBS AMOUNT / %	BLACK AMOUNT / %	HISPANIC AMOUNT / %	WOMAN AMOUNT / %	ASIAN PACIFIC AMOUNT / %	NATIVE AMERICAN AMOUNT / %	SERVICE-DISABLED VETERAN AMOUNT / %
720 - UNIVERSITY OF TEXAS SYSTEM - HEAVY CONSTRUCTION UNADJUSTED GOAL IS 11.2%								
-I	0	0 / 0%	0 / 0%	0 / 0%	0 / 0%	0 / 0%	0 / 0%	0 / 0%
N	0	0 / 0%	0 / 0%	0 / 0%	0 / 0%	0 / 0%	0 / 0%	0 / 0%
S	***	0 / 0%	0 / 0%	0 / 0%	0 / 0%	0 / 0%	0 / 0%	0 / 0%
T	0	0 / 0%	0 / 0%	0 / 0%	0 / 0%	0 / 0%	0 / 0%	0 / 0%
-TC	0	0 / 0%	0 / 0%	0 / 0%	0 / 0%	0 / 0%	0 / 0%	0 / 0%
	0	0 / 0%	0 / 0%	0 / 0%	0 / 0%	0 / 0%	0 / 0%	0 / 0%

720 - UNIVERSITY OF TEXAS SYSTEM - BUILDING CONSTRUCTION UNADJUSTED GOAL IS 21.1%								
-I	0	0 / 0%	0 / 0%	0 / 0%	0 / 0%	0 / 0%	0 / 0%	0 / 0%
N	\$214,014,767	0 / 0%	0 / 0%	0 / 0%	0 / 0%	0 / 0%	0 / 0%	0 / 0%
S	***	\$51,145,502 / 23.90%	\$1,783,904 / 0.83%	\$34,403,556 / 16.08%	\$12,572,435 / 5.87%	\$809,252 / 0.38%	\$253,279 / 0.12%	\$1,323,075 / 0.62%
T	0	0 / 0%	0 / 0%	0 / 0%	0 / 0%	0 / 0%	0 / 0%	0 / 0%
-TC	0	0 / 0%	0 / 0%	0 / 0%	0 / 0%	0 / 0%	0 / 0%	0 / 0%
	\$214,014,767	\$51,145,502 / 23.90%	\$1,783,904 / 0.83%	\$34,403,556 / 16.08%	\$12,572,435 / 5.87%	\$809,252 / 0.38%	\$253,279 / 0.12%	\$1,323,075 / 0.62%

720 - UNIVERSITY OF TEXAS SYSTEM - SPECIAL TRADE UNADJUSTED GOAL IS 32.9%								
-I	0	0 / 0%	0 / 0%	0 / 0%	0 / 0%	0 / 0%	0 / 0%	0 / 0%
N	\$887,175	\$91,779 / 10.35%	\$39,251 / 4.42%	\$15,406 / 1.74%	\$22,556 / 2.54%	0 / 0%	0 / 0%	\$14,567 / 1.64%
S	***	0 / 0%	0 / 0%	0 / 0%	0 / 0%	0 / 0%	0 / 0%	0 / 0%
T	0	0 / 0%	0 / 0%	0 / 0%	0 / 0%	0 / 0%	0 / 0%	0 / 0%
-TC	0	0 / 0%	0 / 0%	0 / 0%	0 / 0%	0 / 0%	0 / 0%	0 / 0%
	\$887,175	\$91,779 / 10.35%	\$39,251 / 4.42%	\$15,406 / 1.74%	\$22,556 / 2.54%	0 / 0%	0 / 0%	\$14,567 / 1.64%

*** DOLLARS REPORTED BUT NOT SHOWN IN THESE COLUMNS. T=TREASURY, N=NON-TREASURY, S=SUBCONTRACTOR FUNDS & PROCUREMENT CARD HUB PURCHASES, TC=TERM CONTRACT, I= INTER GOVERNMENTAL PAYMENTS.



TEXAS HISTORICALLY UNDERUTILIZED BUSINESS (HUB) ANNUAL REPORT RECEIVED FOR FISCAL YEAR 2024

SECTION VII - STATE AGENCY EXPENDITURE DATA

RECORD TYPE	TOTAL EXPENDITURE	TOTAL SPENT WITH HUBS AMOUNT / %	BLACK AMOUNT / %	HISPANIC AMOUNT / %	WOMAN AMOUNT / %	ASIAN PACIFIC AMOUNT / %	NATIVE AMERICAN AMOUNT / %	SERVICE-DISABLED VETERAN AMOUNT / %
720 - UNIVERSITY OF TEXAS SYSTEM - PROFESSIONAL SERVICES UNADJUSTED GOAL IS 23.7%								
-I	0	0 / 0%	0 / 0%	0 / 0%	0 / 0%	0 / 0%	0 / 0%	0 / 0%
N	\$29,946,490	\$1,719,504 / 5.74%	0 / 0%	\$1,719,504 / 5.74%	0 / 0%	0 / 0%	0 / 0%	0 / 0%
S	***	\$7,261,462 / 24.25%	\$442,924 / 1.48%	\$3,355,684 / 11.21%	\$2,687,809 / 8.98%	\$532,294 / 1.78%	0 / 0%	\$242,751 / 0.81%
T	0	0 / 0%	0 / 0%	0 / 0%	0 / 0%	0 / 0%	0 / 0%	0 / 0%
-TC	0	0 / 0%	0 / 0%	0 / 0%	0 / 0%	0 / 0%	0 / 0%	0 / 0%
	\$29,946,490	\$8,980,966 / 29.99%	\$442,924 / 1.48%	\$5,075,188 / 16.95%	\$2,687,809 / 8.98%	\$532,294 / 1.78%	0 / 0%	\$242,751 / 0.81%
720 - UNIVERSITY OF TEXAS SYSTEM - OTHER SERVICES UNADJUSTED GOAL IS 26%								
-I	0	0 / 0%	0 / 0%	0 / 0%	0 / 0%	0 / 0%	0 / 0%	0 / 0%
N	\$120,430,032	\$4,711,788 / 3.91%	\$1,315,363 / 1.09%	\$2,842,210 / 2.36%	\$181,352 / 0.15%	\$330,933 / 0.27%	0 / 0%	\$41,930 / 0.03%
S	***	\$1,072,019 / 1.13%	\$441,342 / 0.46%	\$625,275 / 0.66%	\$2,613 / 0.00%	\$2,789 / 0.00%	0 / 0%	0 / 0%
T	0	0 / 0%	0 / 0%	0 / 0%	0 / 0%	0 / 0%	0 / 0%	0 / 0%
-TC	0	0 / 0%	0 / 0%	0 / 0%	0 / 0%	0 / 0%	0 / 0%	0 / 0%
	\$120,430,032	\$5,783,807 / 4.80%	\$1,756,705 / 1.46%	\$3,467,485 / 2.88%	\$183,965 / 0.15%	\$333,722 / 0.28%	0 / 0%	\$41,930 / 0.03%
720 - UNIVERSITY OF TEXAS SYSTEM - COMMODITY PURCHASING UNADJUSTED GOAL IS 21.1%								
-I	0	0 / 0%	0 / 0%	0 / 0%	0 / 0%	0 / 0%	0 / 0%	0 / 0%
N	\$23,801,844	\$10,294,635 / 43.25%	\$9,091,172 / 38.20%	\$110,995 / 0.47%	\$587,238 / 2.47%	\$505,057 / 2.12%	0 / 0%	\$173 / 0.00%
S	***	\$29,222 / 0.13%	0 / 0%	\$756 / 0.00%	\$9,359 / 0.04%	\$19,107 / 0.09%	0 / 0%	0 / 0%
T	0	0 / 0%	0 / 0%	0 / 0%	0 / 0%	0 / 0%	0 / 0%	0 / 0%
-TC	0	0 / 0%	0 / 0%	0 / 0%	0 / 0%	0 / 0%	0 / 0%	0 / 0%
	\$23,801,844	\$10,323,857 / 43.37%	\$9,091,172 / 38.20%	\$111,751 / 0.47%	\$596,597 / 2.51%	\$524,165 / 2.20%	0 / 0%	\$173 / 0.00%

*** DOLLARS REPORTED BUT NOT SHOWN IN THESE COLUMNS. T=TREASURY, N=NON-TREASURY, S=SUBCONTRACTOR FUNDS & PROCUREMENT CARD HUB PURCHASES, TC=TERM CONTRACT, I= INTER GOVERNMENTAL PAYMENTS.



TEXAS HISTORICALLY UNDERUTILIZED BUSINESS (HUB) ANNUAL REPORT RECEIVED FOR FISCAL YEAR 2024

SECTION VII - STATE AGENCY EXPENDITURE DATA

RECORD TYPE	TOTAL EXPENDITURE	TOTAL SPENT WITH HUBS AMOUNT / %	BLACK AMOUNT / %	HISPANIC AMOUNT / %	WOMAN AMOUNT / %	ASIAN PACIFIC AMOUNT / %	NATIVE AMERICAN AMOUNT / %	SERVICE-DISABLED VETERAN AMOUNT / %
720 - UNIVERSITY OF TEXAS SYSTEM - Statewide Grand Total Expenditures								
-I	0	0 / 0%	0 / 0%	0 / 0%	0 / 0%	0 / 0%	0 / 0%	0 / 0%
N	\$389,080,307	\$16,817,706 / 4.32%	\$10,445,786 / 2.68%	\$4,688,115 / 1.20%	\$791,146 / 0.20%	\$835,990 / 0.21%	0 / 0%	\$56,669 / 0.01%
S	***	\$59,508,205 / 16.45%	\$2,668,170 / 0.74%	\$38,385,271 / 10.61%	\$15,272,216 / 4.22%	\$1,363,443 / 0.38%	\$253,279 / 0.07%	\$1,565,826 / 0.43%
T	0	0 / 0%	0 / 0%	0 / 0%	0 / 0%	0 / 0%	0 / 0%	0 / 0%
-TC	0	0 / 0%	0 / 0%	0 / 0%	0 / 0%	0 / 0%	0 / 0%	0 / 0%
	\$389,080,307	\$76,325,912 / 19.62%	\$13,113,956 / 3.37%	\$43,073,387 / 11.07%	\$16,063,362 / 4.13%	\$2,199,433 / 0.57%	\$253,279 / 0.07%	\$1,622,495 / 0.42%

*** DOLLARS REPORTED BUT NOT SHOWN IN THESE COLUMNS. T=TREASURY, N=NON-TREASURY, S=SUBCONTRACTOR FUNDS & PROCUREMENT CARD HUB PURCHASES, TC=TERM CONTRACT, I= INTER GOVERNMENTAL PAYMENTS.



TEXAS HISTORICALLY UNDERUTILIZED BUSINESS (HUB) ANNUAL REPORT RECEIVED FOR FISCAL YEAR 2024

SECTION VII - STATE AGENCY EXPENDITURE DATA

RECORD TYPE	TOTAL EXPENDITURE	TOTAL SPENT WITH HUBS AMOUNT / %	BLACK AMOUNT / %	HISPANIC AMOUNT / %	WOMAN AMOUNT / %	ASIAN PACIFIC AMOUNT / %	NATIVE AMERICAN AMOUNT / %	SERVICE-DISABLED VETERAN AMOUNT / %
721 - UNIVERSITY OF TEXAS AT AUSTIN - HEAVY CONSTRUCTION UNADJUSTED GOAL IS 11.2%								
-I	0	0 / 0%	0 / 0%	0 / 0%	0 / 0%	0 / 0%	0 / 0%	0 / 0%
N	\$43,160	0 / 0%	0 / 0%	0 / 0%	0 / 0%	0 / 0%	0 / 0%	0 / 0%
S	***	0 / 0%	0 / 0%	0 / 0%	0 / 0%	0 / 0%	0 / 0%	0 / 0%
T	0	0 / 0%	0 / 0%	0 / 0%	0 / 0%	0 / 0%	0 / 0%	0 / 0%
-TC	0	0 / 0%	0 / 0%	0 / 0%	0 / 0%	0 / 0%	0 / 0%	0 / 0%
	\$43,160	0 / 0%	0 / 0%	0 / 0%	0 / 0%	0 / 0%	0 / 0%	0 / 0%

721 - UNIVERSITY OF TEXAS AT AUSTIN - BUILDING CONSTRUCTION UNADJUSTED GOAL IS 21.1%								
-I	0	0 / 0%	0 / 0%	0 / 0%	0 / 0%	0 / 0%	0 / 0%	0 / 0%
N	\$98,686,883	\$504,465 / 0.51%	0 / 0%	0 / 0%	\$485,149 / 0.49%	\$72 / 0.00%	0 / 0%	\$19,244 / 0.02%
S	***	\$12,891,026 / 13.06%	\$29,025 / 0.03%	\$5,943,359 / 6.02%	\$5,742,714 / 5.82%	\$104,855 / 0.11%	\$89,491 / 0.09%	\$981,582 / 0.99%
T	0	0 / 0%	0 / 0%	0 / 0%	0 / 0%	0 / 0%	0 / 0%	0 / 0%
-TC	0	0 / 0%	0 / 0%	0 / 0%	0 / 0%	0 / 0%	0 / 0%	0 / 0%
	\$98,686,883	\$13,395,491 / 13.57%	\$29,025 / 0.03%	\$5,943,359 / 6.02%	\$6,227,863 / 6.31%	\$104,927 / 0.11%	\$89,491 / 0.09%	\$1,000,825 / 1.01%

721 - UNIVERSITY OF TEXAS AT AUSTIN - SPECIAL TRADE UNADJUSTED GOAL IS 32.9%								
-I	0	0 / 0%	0 / 0%	0 / 0%	0 / 0%	0 / 0%	0 / 0%	0 / 0%
N	\$149,288,685	\$43,314,975 / 29.01%	\$2,790 / 0.00%	\$35,663,567 / 23.89%	\$5,974,844 / 4.00%	\$1,503,880 / 1.01%	\$142,897 / 0.10%	\$26,999 / 0.02%
S	***	\$13,664,162 / 9.15%	\$75,331 / 0.05%	\$8,875,951 / 5.95%	\$4,266,819 / 2.86%	\$423,482 / 0.28%	\$5,842 / 0.00%	\$16,736 / 0.01%
T	0	0 / 0%	0 / 0%	0 / 0%	0 / 0%	0 / 0%	0 / 0%	0 / 0%
-TC	0	0 / 0%	0 / 0%	0 / 0%	0 / 0%	0 / 0%	0 / 0%	0 / 0%
	\$149,288,685	\$56,979,137 / 38.17%	\$78,121 / 0.05%	\$44,539,517 / 29.83%	\$10,241,663 / 6.86%	\$1,927,362 / 1.29%	\$148,739 / 0.10%	\$43,735 / 0.03%

*** DOLLARS REPORTED BUT NOT SHOWN IN THESE COLUMNS. T=TREASURY, N=NON-TREASURY, S=SUBCONTRACTOR FUNDS & PROCUREMENT CARD HUB PURCHASES, TC=TERM CONTRACT, I= INTER GOVERNMENTAL PAYMENTS.



TEXAS HISTORICALLY UNDERUTILIZED BUSINESS (HUB) ANNUAL REPORT RECEIVED FOR FISCAL YEAR 2024

SECTION VII - STATE AGENCY EXPENDITURE DATA

RECORD TYPE	TOTAL EXPENDITURE	TOTAL SPENT WITH HUBS AMOUNT / %	BLACK AMOUNT / %	HISPANIC AMOUNT / %	WOMAN AMOUNT / %	ASIAN PACIFIC AMOUNT / %	NATIVE AMERICAN AMOUNT / %	SERVICE-DISABLED VETERAN AMOUNT / %
721 - UNIVERSITY OF TEXAS AT AUSTIN - PROFESSIONAL SERVICES UNADJUSTED GOAL IS 23.7%								
-I	0	0 / 0%	0 / 0%	0 / 0%	0 / 0%	0 / 0%	0 / 0%	0 / 0%
N	\$8,707,098	\$1,297,667 / 14.90%	0 / 0%	\$156,365 / 1.80%	\$582,090 / 6.69%	\$559,212 / 6.42%	0 / 0%	0 / 0%
S	***	\$859,076 / 11.35%	\$12,060 / 0.16%	\$643,945 / 8.51%	\$182,261 / 2.41%	\$4,560 / 0.06%	\$16,250 / 0.21%	0 / 0%
T	0	0 / 0%	0 / 0%	0 / 0%	0 / 0%	0 / 0%	0 / 0%	0 / 0%
-TC	0	0 / 0%	0 / 0%	0 / 0%	0 / 0%	0 / 0%	0 / 0%	0 / 0%
	\$8,707,098	\$2,156,743 / 24.77%	\$12,060 / 0.14%	\$800,310 / 9.19%	\$764,351 / 8.78%	\$563,772 / 6.47%	\$16,250 / 0.19%	0 / 0%

721 - UNIVERSITY OF TEXAS AT AUSTIN - OTHER SERVICES UNADJUSTED GOAL IS 26%								
-I	0	0 / 0%	0 / 0%	0 / 0%	0 / 0%	0 / 0%	0 / 0%	0 / 0%
N	\$342,026,518	\$21,892,499 / 6.40%	\$2,045,827 / 0.60%	\$2,354,937 / 0.69%	\$15,121,430 / 4.42%	\$2,308,923 / 0.68%	\$35,303 / 0.01%	\$26,079 / 0.01%
S	***	\$6,689,397 / 2.08%	\$36,181 / 0.01%	\$3,805,909 / 1.18%	\$1,967,776 / 0.61%	\$697,124 / 0.22%	\$182,406 / 0.06%	0 / 0%
T	0	0 / 0%	0 / 0%	0 / 0%	0 / 0%	0 / 0%	0 / 0%	0 / 0%
-TC	0	0 / 0%	0 / 0%	0 / 0%	0 / 0%	0 / 0%	0 / 0%	0 / 0%
	\$342,026,518	\$28,581,896 / 8.36%	\$2,082,008 / 0.61%	\$6,160,846 / 1.80%	\$17,089,206 / 5.00%	\$3,006,048 / 0.88%	\$217,709 / 0.06%	\$26,079 / 0.01%

721 - UNIVERSITY OF TEXAS AT AUSTIN - COMMODITY PURCHASING UNADJUSTED GOAL IS 21.1%								
-I	0	0 / 0%	0 / 0%	0 / 0%	0 / 0%	0 / 0%	0 / 0%	0 / 0%
N	\$263,206,645	\$41,778,597 / 15.87%	\$7,863,423 / 2.99%	\$22,871,110 / 8.69%	\$8,906,321 / 3.38%	\$2,008,409 / 0.76%	\$2,063 / 0.00%	\$127,273 / 0.05%
S	***	\$363,824 / 0.21%	\$6,635 / 0.00%	\$51,454 / 0.03%	\$303,755 / 0.18%	\$1,979 / 0.00%	0 / 0%	0 / 0%
T	0	0 / 0%	0 / 0%	0 / 0%	0 / 0%	0 / 0%	0 / 0%	0 / 0%
-TC	\$44,003	0 / 0%	0 / 0%	0 / 0%	0 / 0%	0 / 0%	0 / 0%	0 / 0%
	\$263,162,642	\$42,142,421 / 16.01%	\$7,870,058 / 2.99%	\$22,922,564 / 8.71%	\$9,210,076 / 3.50%	\$2,010,388 / 0.76%	\$2,063 / 0.00%	\$127,273 / 0.05%

*** DOLLARS REPORTED BUT NOT SHOWN IN THESE COLUMNS. T=TREASURY, N=NON-TREASURY, S=SUBCONTRACTOR FUNDS & PROCUREMENT CARD HUB PURCHASES, TC=TERM CONTRACT, I= INTER GOVERNMENTAL PAYMENTS.



TEXAS HISTORICALLY UNDERUTILIZED BUSINESS (HUB) ANNUAL REPORT RECEIVED FOR FISCAL YEAR 2024

SECTION VII - STATE AGENCY EXPENDITURE DATA

RECORD TYPE	TOTAL EXPENDITURE	TOTAL SPENT WITH HUBS AMOUNT / %	BLACK AMOUNT / %	HISPANIC AMOUNT / %	WOMAN AMOUNT / %	ASIAN PACIFIC AMOUNT / %	NATIVE AMERICAN AMOUNT / %	SERVICE-DISABLED VETERAN AMOUNT / %
721 - UNIVERSITY OF TEXAS AT AUSTIN - Statewide Grand Total Expenditures								
-I	0	0 / 0%	0 / 0%	0 / 0%	0 / 0%	0 / 0%	0 / 0%	0 / 0%
N	\$861,958,989	\$108,788,203 / 12.62%	\$9,912,040 / 1.15%	\$61,045,978 / 7.08%	\$31,069,833 / 3.60%	\$6,380,495 / 0.74%	\$180,262 / 0.02%	\$199,595 / 0.02%
S	***	\$34,467,484 / 4.60%	\$159,233 / 0.02%	\$19,320,618 / 2.58%	\$12,463,325 / 1.66%	\$1,232,000 / 0.16%	\$293,989 / 0.04%	\$998,318 / 0.13%
T	0	0 / 0%	0 / 0%	0 / 0%	0 / 0%	0 / 0%	0 / 0%	0 / 0%
-TC	\$44,003	0 / 0%	0 / 0%	0 / 0%	0 / 0%	0 / 0%	0 / 0%	0 / 0%
	\$861,914,986	\$143,255,687 / 16.62%	\$10,071,273 / 1.17%	\$80,366,596 / 9.32%	\$43,533,159 / 5.05%	\$7,612,495 / 0.88%	\$474,251 / 0.06%	\$1,197,913 / 0.14%

*** DOLLARS REPORTED BUT NOT SHOWN IN THESE COLUMNS. T=TREASURY, N=NON-TREASURY, S=SUBCONTRACTOR FUNDS & PROCUREMENT CARD HUB PURCHASES, TC=TERM CONTRACT, I= INTER GOVERNMENTAL PAYMENTS.



TEXAS HISTORICALLY UNDERUTILIZED BUSINESS (HUB) ANNUAL REPORT RECEIVED FOR FISCAL YEAR 2024

SECTION VII - STATE AGENCY EXPENDITURE DATA

RECORD TYPE	TOTAL EXPENDITURE	TOTAL SPENT WITH HUBS AMOUNT / %	BLACK AMOUNT / %	HISPANIC AMOUNT / %	WOMAN AMOUNT / %	ASIAN PACIFIC AMOUNT / %	NATIVE AMERICAN AMOUNT / %	SERVICE-DISABLED VETERAN AMOUNT / %
-------------	-------------------	----------------------------------	------------------	---------------------	------------------	--------------------------	----------------------------	-------------------------------------

723 - UNIVERSITY OF TEXAS MEDICAL BRANCH - HEAVY CONSTRUCTION UNADJUSTED GOAL IS 11.2%

-I	0	0 / 0%	0 / 0%	0 / 0%	0 / 0%	0 / 0%	0 / 0%	0 / 0%
N	0	0 / 0%	0 / 0%	0 / 0%	0 / 0%	0 / 0%	0 / 0%	0 / 0%
S	***	0 / 0%	0 / 0%	0 / 0%	0 / 0%	0 / 0%	0 / 0%	0 / 0%
T	0	0 / 0%	0 / 0%	0 / 0%	0 / 0%	0 / 0%	0 / 0%	0 / 0%
-TC	0	0 / 0%	0 / 0%	0 / 0%	0 / 0%	0 / 0%	0 / 0%	0 / 0%
	0	0 / 0%	0 / 0%	0 / 0%	0 / 0%	0 / 0%	0 / 0%	0 / 0%

723 - UNIVERSITY OF TEXAS MEDICAL BRANCH - BUILDING CONSTRUCTION UNADJUSTED GOAL IS 21.1%

-I	0	0 / 0%	0 / 0%	0 / 0%	0 / 0%	0 / 0%	0 / 0%	0 / 0%
N	0	0 / 0%	0 / 0%	0 / 0%	0 / 0%	0 / 0%	0 / 0%	0 / 0%
S	***	0 / 0%	0 / 0%	0 / 0%	0 / 0%	0 / 0%	0 / 0%	0 / 0%
T	0	0 / 0%	0 / 0%	0 / 0%	0 / 0%	0 / 0%	0 / 0%	0 / 0%
-TC	0	0 / 0%	0 / 0%	0 / 0%	0 / 0%	0 / 0%	0 / 0%	0 / 0%
	0	0 / 0%	0 / 0%	0 / 0%	0 / 0%	0 / 0%	0 / 0%	0 / 0%

723 - UNIVERSITY OF TEXAS MEDICAL BRANCH - SPECIAL TRADE UNADJUSTED GOAL IS 32.9%

-I	0	0 / 0%	0 / 0%	0 / 0%	0 / 0%	0 / 0%	0 / 0%	0 / 0%
N	\$124,843,488	\$12,218,452 / 9.79%	\$146,409 / 0.12%	\$9,167,855 / 7.34%	\$2,869,388 / 2.30%	\$34,800 / 0.03%	0 / 0%	0 / 0%
S	***	\$3,703,317 / 28.43%	\$64,800 / 0.50%	\$1,199,013 / 9.20%	\$1,495,899 / 11.48%	\$943,605 / 7.24%	0 / 0%	0 / 0%
T	0	0 / 0%	0 / 0%	0 / 0%	0 / 0%	0 / 0%	0 / 0%	0 / 0%
-TC	0	0 / 0%	0 / 0%	0 / 0%	0 / 0%	0 / 0%	0 / 0%	0 / 0%
	\$124,843,488	\$15,921,769 / 12.75%	\$211,209 / 0.17%	\$10,366,868 / 8.30%	\$4,365,287 / 3.50%	\$978,405 / 0.78%	0 / 0%	0 / 0%

*** DOLLARS REPORTED BUT NOT SHOWN IN THESE COLUMNS. T=TREASURY, N=NON-TREASURY, S=SUBCONTRACTOR FUNDS & PROCUREMENT CARD HUB PURCHASES, TC=TERM CONTRACT, I= INTER GOVERNMENTAL PAYMENTS.



TEXAS HISTORICALLY UNDERUTILIZED BUSINESS (HUB) ANNUAL REPORT RECEIVED FOR FISCAL YEAR 2024

SECTION VII - STATE AGENCY EXPENDITURE DATA

RECORD TYPE	TOTAL EXPENDITURE	TOTAL SPENT WITH HUBS AMOUNT / %	BLACK AMOUNT / %	HISPANIC AMOUNT / %	WOMAN AMOUNT / %	ASIAN PACIFIC AMOUNT / %	NATIVE AMERICAN AMOUNT / %	SERVICE-DISABLED VETERAN AMOUNT / %
723 - UNIVERSITY OF TEXAS MEDICAL BRANCH - PROFESSIONAL SERVICES UNADJUSTED GOAL IS 23.7%								
-I	0	0 / 0%	0 / 0%	0 / 0%	0 / 0%	0 / 0%	0 / 0%	0 / 0%
N	\$31,601,682	\$625,268 / 1.98%	\$188,369 / 0.60%	\$176,206 / 0.56%	\$260,694 / 0.82%	0 / 0%	0 / 0%	0 / 0%
S	***	\$692,654 / 8.39%	0 / 0%	\$166,094 / 2.01%	\$475,661 / 5.76%	\$16,750 / 0.20%	0 / 0%	\$34,150 / 0.41%
T	0	0 / 0%	0 / 0%	0 / 0%	0 / 0%	0 / 0%	0 / 0%	0 / 0%
-TC	0	0 / 0%	0 / 0%	0 / 0%	0 / 0%	0 / 0%	0 / 0%	0 / 0%
	\$31,601,682	\$1,317,922 / 4.17%	\$188,369 / 0.60%	\$342,299 / 1.08%	\$736,354 / 2.33%	\$16,750 / 0.05%	0 / 0%	\$34,150 / 0.11%

723 - UNIVERSITY OF TEXAS MEDICAL BRANCH - OTHER SERVICES UNADJUSTED GOAL IS 26%								
-I	0	0 / 0%	0 / 0%	0 / 0%	0 / 0%	0 / 0%	0 / 0%	0 / 0%
N	\$114,552,611	\$8,579,022 / 7.49%	\$2,291,694 / 2.00%	\$3,769,164 / 3.29%	\$1,277,422 / 1.12%	\$1,240,742 / 1.08%	0 / 0%	0 / 0%
S	***	\$564,439 / 0.99%	\$407,887 / 0.71%	\$9,500 / 0.02%	\$86,119 / 0.15%	\$19,053 / 0.03%	0 / 0%	\$41,880 / 0.07%
T	0	0 / 0%	0 / 0%	0 / 0%	0 / 0%	0 / 0%	0 / 0%	0 / 0%
-TC	0	0 / 0%	0 / 0%	0 / 0%	0 / 0%	0 / 0%	0 / 0%	0 / 0%
	\$114,552,611	\$9,143,461 / 7.98%	\$2,699,581 / 2.36%	\$3,778,664 / 3.30%	\$1,363,542 / 1.19%	\$1,259,794 / 1.10%	0 / 0%	\$41,880 / 0.04%

723 - UNIVERSITY OF TEXAS MEDICAL BRANCH - COMMODITY PURCHASING UNADJUSTED GOAL IS 21.1%								
-I	0	0 / 0%	0 / 0%	0 / 0%	0 / 0%	0 / 0%	0 / 0%	0 / 0%
N	\$585,292,651	\$34,866,444 / 5.96%	\$11,886,821 / 2.03%	\$16,318,049 / 2.79%	\$4,870,026 / 0.83%	\$1,720,796 / 0.29%	\$405 / 0.00%	\$70,348 / 0.01%
S	***	\$1,457,766 / 9.29%	0 / 0%	\$1,404,037 / 8.95%	\$53,729 / 0.34%	0 / 0%	0 / 0%	0 / 0%
T	0	0 / 0%	0 / 0%	0 / 0%	0 / 0%	0 / 0%	0 / 0%	0 / 0%
-TC	0	0 / 0%	0 / 0%	0 / 0%	0 / 0%	0 / 0%	0 / 0%	0 / 0%
	\$585,292,651	\$36,324,211 / 6.21%	\$11,886,821 / 2.03%	\$17,722,086 / 3.03%	\$4,923,756 / 0.84%	\$1,720,796 / 0.29%	\$405 / 0.00%	\$70,348 / 0.01%

*** DOLLARS REPORTED BUT NOT SHOWN IN THESE COLUMNS. T=TREASURY, N=NON-TREASURY, S=SUBCONTRACTOR FUNDS & PROCUREMENT CARD HUB PURCHASES, TC=TERM CONTRACT, I= INTER GOVERNMENTAL PAYMENTS.



TEXAS HISTORICALLY UNDERUTILIZED BUSINESS (HUB) ANNUAL REPORT RECEIVED FOR FISCAL YEAR 2024

SECTION VII - STATE AGENCY EXPENDITURE DATA

RECORD TYPE	TOTAL EXPENDITURE	TOTAL SPENT WITH HUBS AMOUNT / %	BLACK AMOUNT / %	HISPANIC AMOUNT / %	WOMAN AMOUNT / %	ASIAN PACIFIC AMOUNT / %	NATIVE AMERICAN AMOUNT / %	SERVICE-DISABLED VETERAN AMOUNT / %
723 - UNIVERSITY OF TEXAS MEDICAL BRANCH - Statewide Grand Total Expenditures								
-I	0	0 / 0%	0 / 0%	0 / 0%	0 / 0%	0 / 0%	0 / 0%	0 / 0%
N	\$856,290,431	\$56,289,187 / 6.57%	\$14,513,292 / 1.69%	\$29,431,274 / 3.44%	\$9,277,531 / 1.08%	\$2,996,337 / 0.35%	\$405 / 0.00%	\$70,348 / 0.01%
S	***	\$6,418,176 / 6.82%	\$472,687 / 0.50%	\$2,778,644 / 2.95%	\$2,111,408 / 2.24%	\$979,408 / 1.04%	0 / 0%	\$76,030 / 0.08%
T	0	0 / 0%	0 / 0%	0 / 0%	0 / 0%	0 / 0%	0 / 0%	0 / 0%
-TC	0	0 / 0%	0 / 0%	0 / 0%	0 / 0%	0 / 0%	0 / 0%	0 / 0%
	\$856,290,431	\$62,707,363 / 7.32%	\$14,985,979 / 1.75%	\$32,209,917 / 3.76%	\$11,388,939 / 1.33%	\$3,975,745 / 0.46%	\$405 / 0.00%	\$146,378 / 0.02%

*** DOLLARS REPORTED BUT NOT SHOWN IN THESE COLUMNS. T=TREASURY, N=NON-TREASURY, S=SUBCONTRACTOR FUNDS & PROCUREMENT CARD HUB PURCHASES, TC=TERM CONTRACT, I= INTER GOVERNMENTAL PAYMENTS.



TEXAS HISTORICALLY UNDERUTILIZED BUSINESS (HUB) ANNUAL REPORT RECEIVED FOR FISCAL YEAR 2024

SECTION VII - STATE AGENCY EXPENDITURE DATA

RECORD TYPE	TOTAL EXPENDITURE	TOTAL SPENT WITH HUBS AMOUNT / %	BLACK AMOUNT / %	HISPANIC AMOUNT / %	WOMAN AMOUNT / %	ASIAN PACIFIC AMOUNT / %	NATIVE AMERICAN AMOUNT / %	SERVICE-DISABLED VETERAN AMOUNT / %
-------------	-------------------	----------------------------------	------------------	---------------------	------------------	--------------------------	----------------------------	-------------------------------------

724 - UNIVERSITY OF TEXAS AT EL PASO - HEAVY CONSTRUCTION UNADJUSTED GOAL IS 11.2%

-I	0	0 / 0%	0 / 0%	0 / 0%	0 / 0%	0 / 0%	0 / 0%	0 / 0%
N	0	0 / 0%	0 / 0%	0 / 0%	0 / 0%	0 / 0%	0 / 0%	0 / 0%
S	***	0 / 0%	0 / 0%	0 / 0%	0 / 0%	0 / 0%	0 / 0%	0 / 0%
T	0	0 / 0%	0 / 0%	0 / 0%	0 / 0%	0 / 0%	0 / 0%	0 / 0%
-TC	0	0 / 0%	0 / 0%	0 / 0%	0 / 0%	0 / 0%	0 / 0%	0 / 0%
	0	0 / 0%	0 / 0%	0 / 0%	0 / 0%	0 / 0%	0 / 0%	0 / 0%

724 - UNIVERSITY OF TEXAS AT EL PASO - BUILDING CONSTRUCTION UNADJUSTED GOAL IS 21.1%

-I	0	0 / 0%	0 / 0%	0 / 0%	0 / 0%	0 / 0%	0 / 0%	0 / 0%
N	\$3,511,343	\$940,213 / 26.78%	0 / 0%	\$875,551 / 24.93%	\$64,662 / 1.84%	0 / 0%	0 / 0%	0 / 0%
S	***	0 / 0%	0 / 0%	0 / 0%	0 / 0%	0 / 0%	0 / 0%	0 / 0%
T	0	0 / 0%	0 / 0%	0 / 0%	0 / 0%	0 / 0%	0 / 0%	0 / 0%
-TC	0	0 / 0%	0 / 0%	0 / 0%	0 / 0%	0 / 0%	0 / 0%	0 / 0%
	\$3,511,343	\$940,213 / 26.78%	0 / 0%	\$875,551 / 24.93%	\$64,662 / 1.84%	0 / 0%	0 / 0%	0 / 0%

724 - UNIVERSITY OF TEXAS AT EL PASO - SPECIAL TRADE UNADJUSTED GOAL IS 32.9%

-I	0	0 / 0%	0 / 0%	0 / 0%	0 / 0%	0 / 0%	0 / 0%	0 / 0%
N	\$12,403,914	\$5,640,767 / 45.48%	\$2,001 / 0.02%	\$3,824,200 / 30.83%	\$1,297,996 / 10.46%	0 / 0%	\$516,570 / 4.16%	0 / 0%
S	***	0 / 0%	0 / 0%	0 / 0%	0 / 0%	0 / 0%	0 / 0%	0 / 0%
T	0	0 / 0%	0 / 0%	0 / 0%	0 / 0%	0 / 0%	0 / 0%	0 / 0%
-TC	0	0 / 0%	0 / 0%	0 / 0%	0 / 0%	0 / 0%	0 / 0%	0 / 0%
	\$12,403,914	\$5,640,767 / 45.48%	\$2,001 / 0.02%	\$3,824,200 / 30.83%	\$1,297,996 / 10.46%	0 / 0%	\$516,570 / 4.16%	0 / 0%

*** DOLLARS REPORTED BUT NOT SHOWN IN THESE COLUMNS. T=TREASURY, N=NON-TREASURY, S=SUBCONTRACTOR FUNDS & PROCUREMENT CARD HUB PURCHASES, TC=TERM CONTRACT, I= INTER GOVERNMENTAL PAYMENTS.



TEXAS HISTORICALLY UNDERUTILIZED BUSINESS (HUB) ANNUAL REPORT RECEIVED FOR FISCAL YEAR 2024

SECTION VII - STATE AGENCY EXPENDITURE DATA

RECORD TYPE	TOTAL EXPENDITURE	TOTAL SPENT WITH HUBS AMOUNT / %	BLACK AMOUNT / %	HISPANIC AMOUNT / %	WOMAN AMOUNT / %	ASIAN PACIFIC AMOUNT / %	NATIVE AMERICAN AMOUNT / %	SERVICE-DISABLED VETERAN AMOUNT / %
724 - UNIVERSITY OF TEXAS AT EL PASO - PROFESSIONAL SERVICES UNADJUSTED GOAL IS 23.7%								
-I	0	0 / 0%	0 / 0%	0 / 0%	0 / 0%	0 / 0%	0 / 0%	0 / 0%
N	\$724,233	\$69,943 / 9.66%	0 / 0%	\$69,943 / 9.66%	0 / 0%	0 / 0%	0 / 0%	0 / 0%
S	***	0 / 0%	0 / 0%	0 / 0%	0 / 0%	0 / 0%	0 / 0%	0 / 0%
T	0	0 / 0%	0 / 0%	0 / 0%	0 / 0%	0 / 0%	0 / 0%	0 / 0%
-TC	0	0 / 0%	0 / 0%	0 / 0%	0 / 0%	0 / 0%	0 / 0%	0 / 0%
	\$724,233	\$69,943 / 9.66%	0 / 0%	\$69,943 / 9.66%	0 / 0%	0 / 0%	0 / 0%	0 / 0%
724 - UNIVERSITY OF TEXAS AT EL PASO - OTHER SERVICES UNADJUSTED GOAL IS 26%								
-I	0	0 / 0%	0 / 0%	0 / 0%	0 / 0%	0 / 0%	0 / 0%	0 / 0%
N	\$26,664,356	\$2,455,268 / 9.21%	\$15,952 / 0.06%	\$1,020,421 / 3.83%	\$1,384,660 / 5.19%	\$34,235 / 0.13%	0 / 0%	0 / 0%
S	***	0 / 0%	0 / 0%	0 / 0%	0 / 0%	0 / 0%	0 / 0%	0 / 0%
T	0	0 / 0%	0 / 0%	0 / 0%	0 / 0%	0 / 0%	0 / 0%	0 / 0%
-TC	0	0 / 0%	0 / 0%	0 / 0%	0 / 0%	0 / 0%	0 / 0%	0 / 0%
	\$26,664,356	\$2,455,268 / 9.21%	\$15,952 / 0.06%	\$1,020,421 / 3.83%	\$1,384,660 / 5.19%	\$34,235 / 0.13%	0 / 0%	0 / 0%
724 - UNIVERSITY OF TEXAS AT EL PASO - COMMODITY PURCHASING UNADJUSTED GOAL IS 21.1%								
-I	0	0 / 0%	0 / 0%	0 / 0%	0 / 0%	0 / 0%	0 / 0%	0 / 0%
N	\$39,777,618	\$10,795,126 / 27.14%	\$754,270 / 1.90%	\$8,972,070 / 22.56%	\$1,034,547 / 2.60%	\$4,446 / 0.01%	0 / 0%	\$29,794 / 0.07%
S	***	\$5,186 / 0.02%	0 / 0%	\$4,517 / 0.01%	\$669 / 0.00%	0 / 0%	0 / 0%	0 / 0%
T	0	0 / 0%	0 / 0%	0 / 0%	0 / 0%	0 / 0%	0 / 0%	0 / 0%
-TC	0	0 / 0%	0 / 0%	0 / 0%	0 / 0%	0 / 0%	0 / 0%	0 / 0%
	\$39,777,618	\$10,800,312 / 27.15%	\$754,270 / 1.90%	\$8,976,587 / 22.57%	\$1,035,216 / 2.60%	\$4,446 / 0.01%	0 / 0%	\$29,794 / 0.07%

*** DOLLARS REPORTED BUT NOT SHOWN IN THESE COLUMNS. T=TREASURY, N=NON-TREASURY, S=SUBCONTRACTOR FUNDS & PROCUREMENT CARD HUB PURCHASES, TC=TERM CONTRACT, I= INTER GOVERNMENTAL PAYMENTS.



TEXAS HISTORICALLY UNDERUTILIZED BUSINESS (HUB) ANNUAL REPORT RECEIVED FOR FISCAL YEAR 2024

SECTION VII - STATE AGENCY EXPENDITURE DATA

RECORD TYPE	TOTAL EXPENDITURE	TOTAL SPENT WITH HUBS AMOUNT / %	BLACK AMOUNT / %	HISPANIC AMOUNT / %	WOMAN AMOUNT / %	ASIAN PACIFIC AMOUNT / %	NATIVE AMERICAN AMOUNT / %	SERVICE-DISABLED VETERAN AMOUNT / %
724 - UNIVERSITY OF TEXAS AT EL PASO - Statewide Grand Total Expenditures								
-I	0	0 / 0%	0 / 0%	0 / 0%	0 / 0%	0 / 0%	0 / 0%	0 / 0%
N	\$83,081,464	\$19,901,317 / 23.95%	\$772,222 / 0.93%	\$14,762,185 / 17.77%	\$3,781,865 / 4.55%	\$38,681 / 0.05%	\$516,570 / 0.62%	\$29,794 / 0.04%
S	***	\$5,186 / 0.01%	0 / 0%	\$4,517 / 0.01%	\$669 / 0.00%	0 / 0%	0 / 0%	0 / 0%
T	0	0 / 0%	0 / 0%	0 / 0%	0 / 0%	0 / 0%	0 / 0%	0 / 0%
-TC	0	0 / 0%	0 / 0%	0 / 0%	0 / 0%	0 / 0%	0 / 0%	0 / 0%
	\$83,081,464	\$19,906,503 / 23.96%	\$772,222 / 0.93%	\$14,766,702 / 17.77%	\$3,782,534 / 4.55%	\$38,681 / 0.05%	\$516,570 / 0.62%	\$29,794 / 0.04%

*** DOLLARS REPORTED BUT NOT SHOWN IN THESE COLUMNS. T=TREASURY, N=NON-TREASURY, S=SUBCONTRACTOR FUNDS & PROCUREMENT CARD HUB PURCHASES, TC=TERM CONTRACT, I= INTER GOVERNMENTAL PAYMENTS.



TEXAS HISTORICALLY UNDERUTILIZED BUSINESS (HUB) ANNUAL REPORT RECEIVED FOR FISCAL YEAR 2024

SECTION VII - STATE AGENCY EXPENDITURE DATA

RECORD TYPE	TOTAL EXPENDITURE	TOTAL SPENT WITH HUBS AMOUNT / %	BLACK AMOUNT / %	HISPANIC AMOUNT / %	WOMAN AMOUNT / %	ASIAN PACIFIC AMOUNT / %	NATIVE AMERICAN AMOUNT / %	SERVICE-DISABLED VETERAN AMOUNT / %
727 - TEXAS A&M TRANSPORTATION INSTITUTE - HEAVY CONSTRUCTION UNADJUSTED GOAL IS 11.2%								
-I	0	0 / 0%	0 / 0%	0 / 0%	0 / 0%	0 / 0%	0 / 0%	0 / 0%
N	0	0 / 0%	0 / 0%	0 / 0%	0 / 0%	0 / 0%	0 / 0%	0 / 0%
S	***	0 / 0%	0 / 0%	0 / 0%	0 / 0%	0 / 0%	0 / 0%	0 / 0%
T	0	0 / 0%	0 / 0%	0 / 0%	0 / 0%	0 / 0%	0 / 0%	0 / 0%
-TC	0	0 / 0%	0 / 0%	0 / 0%	0 / 0%	0 / 0%	0 / 0%	0 / 0%
	0	0 / 0%	0 / 0%	0 / 0%	0 / 0%	0 / 0%	0 / 0%	0 / 0%
727 - TEXAS A&M TRANSPORTATION INSTITUTE - BUILDING CONSTRUCTION UNADJUSTED GOAL IS 21.1%								
-I	0	0 / 0%	0 / 0%	0 / 0%	0 / 0%	0 / 0%	0 / 0%	0 / 0%
N	0	0 / 0%	0 / 0%	0 / 0%	0 / 0%	0 / 0%	0 / 0%	0 / 0%
S	***	0 / 0%	0 / 0%	0 / 0%	0 / 0%	0 / 0%	0 / 0%	0 / 0%
T	0	0 / 0%	0 / 0%	0 / 0%	0 / 0%	0 / 0%	0 / 0%	0 / 0%
-TC	0	0 / 0%	0 / 0%	0 / 0%	0 / 0%	0 / 0%	0 / 0%	0 / 0%
	0	0 / 0%	0 / 0%	0 / 0%	0 / 0%	0 / 0%	0 / 0%	0 / 0%
727 - TEXAS A&M TRANSPORTATION INSTITUTE - SPECIAL TRADE UNADJUSTED GOAL IS 32.9%								
-I	0	0 / 0%	0 / 0%	0 / 0%	0 / 0%	0 / 0%	0 / 0%	0 / 0%
N	\$62,043	\$2,400 / 3.87%	0 / 0%	0 / 0%	\$2,400 / 3.87%	0 / 0%	0 / 0%	0 / 0%
S	***	0 / 0%	0 / 0%	0 / 0%	0 / 0%	0 / 0%	0 / 0%	0 / 0%
T	0	0 / 0%	0 / 0%	0 / 0%	0 / 0%	0 / 0%	0 / 0%	0 / 0%
-TC	0	0 / 0%	0 / 0%	0 / 0%	0 / 0%	0 / 0%	0 / 0%	0 / 0%
	\$62,043	\$2,400 / 3.87%	0 / 0%	0 / 0%	\$2,400 / 3.87%	0 / 0%	0 / 0%	0 / 0%

*** DOLLARS REPORTED BUT NOT SHOWN IN THESE COLUMNS. T=TREASURY, N=NON-TREASURY, S=SUBCONTRACTOR FUNDS & PROCUREMENT CARD HUB PURCHASES, TC=TERM CONTRACT, I= INTER GOVERNMENTAL PAYMENTS.



TEXAS HISTORICALLY UNDERUTILIZED BUSINESS (HUB) ANNUAL REPORT RECEIVED FOR FISCAL YEAR 2024

SECTION VII - STATE AGENCY EXPENDITURE DATA

RECORD TYPE	TOTAL EXPENDITURE	TOTAL SPENT WITH HUBS AMOUNT / %	BLACK AMOUNT / %	HISPANIC AMOUNT / %	WOMAN AMOUNT / %	ASIAN PACIFIC AMOUNT / %	NATIVE AMERICAN AMOUNT / %	SERVICE-DISABLED VETERAN AMOUNT / %
727 - TEXAS A&M TRANSPORTATION INSTITUTE - PROFESSIONAL SERVICES UNADJUSTED GOAL IS 23.7%								
-I	0	0 / 0%	0 / 0%	0 / 0%	0 / 0%	0 / 0%	0 / 0%	0 / 0%
N	\$850	0 / 0%	0 / 0%	0 / 0%	0 / 0%	0 / 0%	0 / 0%	0 / 0%
S	***	0 / 0%	0 / 0%	0 / 0%	0 / 0%	0 / 0%	0 / 0%	0 / 0%
T	0	0 / 0%	0 / 0%	0 / 0%	0 / 0%	0 / 0%	0 / 0%	0 / 0%
-TC	0	0 / 0%	0 / 0%	0 / 0%	0 / 0%	0 / 0%	0 / 0%	0 / 0%
	\$850	0 / 0%	0 / 0%	0 / 0%	0 / 0%	0 / 0%	0 / 0%	0 / 0%

727 - TEXAS A&M TRANSPORTATION INSTITUTE - OTHER SERVICES UNADJUSTED GOAL IS 26%								
-I	0	0 / 0%	0 / 0%	0 / 0%	0 / 0%	0 / 0%	0 / 0%	0 / 0%
N	\$2,332,438	\$148,497 / 6.37%	0 / 0%	\$85,117 / 3.65%	\$63,381 / 2.72%	0 / 0%	0 / 0%	0 / 0%
S	***	0 / 0%	0 / 0%	0 / 0%	0 / 0%	0 / 0%	0 / 0%	0 / 0%
T	\$-375	0 / 0%	0 / 0%	0 / 0%	0 / 0%	0 / 0%	0 / 0%	0 / 0%
-TC	0	0 / 0%	0 / 0%	0 / 0%	0 / 0%	0 / 0%	0 / 0%	0 / 0%
	\$2,332,063	\$148,497 / 6.37%	0 / 0%	\$85,117 / 3.65%	\$63,381 / 2.72%	0 / 0%	0 / 0%	0 / 0%

727 - TEXAS A&M TRANSPORTATION INSTITUTE - COMMODITY PURCHASING UNADJUSTED GOAL IS 21.1%								
-I	0	0 / 0%	0 / 0%	0 / 0%	0 / 0%	0 / 0%	0 / 0%	0 / 0%
N	\$9,099,073	\$3,046,481 / 33.48%	\$946,590 / 10.40%	\$231,383 / 2.54%	\$1,833,749 / 20.15%	\$34,593 / 0.38%	\$165 / 0.00%	0 / 0%
S	***	\$7,630 / 0.39%	0 / 0%	0 / 0%	\$7,630 / 0.39%	0 / 0%	0 / 0%	0 / 0%
T	0	0 / 0%	0 / 0%	0 / 0%	0 / 0%	0 / 0%	0 / 0%	0 / 0%
-TC	0	0 / 0%	0 / 0%	0 / 0%	0 / 0%	0 / 0%	0 / 0%	0 / 0%
	\$9,099,073	\$3,054,111 / 33.57%	\$946,590 / 10.40%	\$231,383 / 2.54%	\$1,841,379 / 20.24%	\$34,593 / 0.38%	\$165 / 0.00%	0 / 0%

*** DOLLARS REPORTED BUT NOT SHOWN IN THESE COLUMNS. T=TREASURY, N=NON-TREASURY, S=SUBCONTRACTOR FUNDS & PROCUREMENT CARD HUB PURCHASES, TC=TERM CONTRACT, I= INTER GOVERNMENTAL PAYMENTS.



TEXAS HISTORICALLY UNDERUTILIZED BUSINESS (HUB) ANNUAL REPORT RECEIVED FOR FISCAL YEAR 2024

SECTION VII - STATE AGENCY EXPENDITURE DATA

RECORD TYPE	TOTAL EXPENDITURE	TOTAL SPENT WITH HUBS AMOUNT / %	BLACK AMOUNT / %	HISPANIC AMOUNT / %	WOMAN AMOUNT / %	ASIAN PACIFIC AMOUNT / %	NATIVE AMERICAN AMOUNT / %	SERVICE-DISABLED VETERAN AMOUNT / %
727 - TEXAS A&M TRANSPORTATION INSTITUTE - Statewide Grand Total Expenditures								
-I	0	0 / 0%	0 / 0%	0 / 0%	0 / 0%	0 / 0%	0 / 0%	0 / 0%
N	\$11,494,404	\$3,197,378 / 27.82%	\$946,590 / 8.24%	\$316,500 / 2.75%	\$1,899,530 / 16.53%	\$34,593 / 0.30%	\$165 / 0.00%	0 / 0%
S	***	\$7,630 / 0.39%	0 / 0%	0 / 0%	\$7,630 / 0.39%	0 / 0%	0 / 0%	0 / 0%
T	\$-375	0 / 0%	0 / 0%	0 / 0%	0 / 0%	0 / 0%	0 / 0%	0 / 0%
-TC	0	0 / 0%	0 / 0%	0 / 0%	0 / 0%	0 / 0%	0 / 0%	0 / 0%
	\$11,494,029	\$3,205,008 / 27.88%	\$946,590 / 8.24%	\$316,500 / 2.75%	\$1,907,160 / 16.59%	\$34,593 / 0.30%	\$165 / 0.00%	0 / 0%

*** DOLLARS REPORTED BUT NOT SHOWN IN THESE COLUMNS. T=TREASURY, N=NON-TREASURY, S=SUBCONTRACTOR FUNDS & PROCUREMENT CARD HUB PURCHASES, TC=TERM CONTRACT, I= INTER GOVERNMENTAL PAYMENTS.



TEXAS HISTORICALLY UNDERUTILIZED BUSINESS (HUB) ANNUAL REPORT RECEIVED FOR FISCAL YEAR 2024

SECTION VII - STATE AGENCY EXPENDITURE DATA

RECORD TYPE	TOTAL EXPENDITURE	TOTAL SPENT WITH HUBS AMOUNT / %	BLACK AMOUNT / %	HISPANIC AMOUNT / %	WOMAN AMOUNT / %	ASIAN PACIFIC AMOUNT / %	NATIVE AMERICAN AMOUNT / %	SERVICE-DISABLED VETERAN AMOUNT / %
729 - UT SOUTHWESTERN MEDICAL CENTER - HEAVY CONSTRUCTION UNADJUSTED GOAL IS 11.2%								
-I	0	0 / 0%	0 / 0%	0 / 0%	0 / 0%	0 / 0%	0 / 0%	0 / 0%
N	0	0 / 0%	0 / 0%	0 / 0%	0 / 0%	0 / 0%	0 / 0%	0 / 0%
S	***	0 / 0%	0 / 0%	0 / 0%	0 / 0%	0 / 0%	0 / 0%	0 / 0%
T	0	0 / 0%	0 / 0%	0 / 0%	0 / 0%	0 / 0%	0 / 0%	0 / 0%
-TC	0	0 / 0%	0 / 0%	0 / 0%	0 / 0%	0 / 0%	0 / 0%	0 / 0%
	0	0 / 0%	0 / 0%	0 / 0%	0 / 0%	0 / 0%	0 / 0%	0 / 0%

729 - UT SOUTHWESTERN MEDICAL CENTER - BUILDING CONSTRUCTION UNADJUSTED GOAL IS 21.1%								
-I	0	0 / 0%	0 / 0%	0 / 0%	0 / 0%	0 / 0%	0 / 0%	0 / 0%
N	\$244,026,732	\$516,204 / 0.21%	0 / 0%	\$303,123 / 0.12%	\$203,601 / 0.08%	\$9,480 / 0.00%	0 / 0%	0 / 0%
S	***	\$39,625,985 / 16.24%	\$10,227,664 / 4.19%	\$3,005,735 / 1.23%	\$25,669,341 / 10.52%	\$33,191 / 0.01%	\$690,055 / 0.28%	0 / 0%
T	0	0 / 0%	0 / 0%	0 / 0%	0 / 0%	0 / 0%	0 / 0%	0 / 0%
-TC	0	0 / 0%	0 / 0%	0 / 0%	0 / 0%	0 / 0%	0 / 0%	0 / 0%
	\$244,026,732	\$40,142,189 / 16.45%	\$10,227,664 / 4.19%	\$3,308,858 / 1.36%	\$25,872,941 / 10.60%	\$42,671 / 0.02%	\$690,055 / 0.28%	0 / 0%

729 - UT SOUTHWESTERN MEDICAL CENTER - SPECIAL TRADE UNADJUSTED GOAL IS 32.9%								
-I	0	0 / 0%	0 / 0%	0 / 0%	0 / 0%	0 / 0%	0 / 0%	0 / 0%
N	\$170,538,030	\$20,248,413 / 11.87%	\$48,880 / 0.03%	\$14,022,545 / 8.22%	\$5,526,815 / 3.24%	\$91,655 / 0.05%	\$558,518 / 0.33%	0 / 0%
S	***	\$23,364,651 / 13.70%	\$1,294,747 / 0.76%	\$9,554,468 / 5.60%	\$11,908,000 / 6.98%	\$384,424 / 0.23%	\$223,013 / 0.13%	0 / 0%
T	0	0 / 0%	0 / 0%	0 / 0%	0 / 0%	0 / 0%	0 / 0%	0 / 0%
-TC	0	0 / 0%	0 / 0%	0 / 0%	0 / 0%	0 / 0%	0 / 0%	0 / 0%
	\$170,538,030	\$43,613,065 / 25.57%	\$1,343,627 / 0.79%	\$23,577,012 / 13.83%	\$17,434,815 / 10.22%	\$476,079 / 0.28%	\$781,531 / 0.46%	0 / 0%

*** DOLLARS REPORTED BUT NOT SHOWN IN THESE COLUMNS. T=TREASURY, N=NON-TREASURY, S=SUBCONTRACTOR FUNDS & PROCUREMENT CARD HUB PURCHASES, TC=TERM CONTRACT, I= INTER GOVERNMENTAL PAYMENTS.



TEXAS HISTORICALLY UNDERUTILIZED BUSINESS (HUB) ANNUAL REPORT RECEIVED FOR FISCAL YEAR 2024

SECTION VII - STATE AGENCY EXPENDITURE DATA

RECORD TYPE	TOTAL EXPENDITURE	TOTAL SPENT WITH HUBS AMOUNT / %	BLACK AMOUNT / %	HISPANIC AMOUNT / %	WOMAN AMOUNT / %	ASIAN PACIFIC AMOUNT / %	NATIVE AMERICAN AMOUNT / %	SERVICE-DISABLED VETERAN AMOUNT / %
729 - UT SOUTHWESTERN MEDICAL CENTER - PROFESSIONAL SERVICES UNADJUSTED GOAL IS 23.7%								
-I	0	0 / 0%	0 / 0%	0 / 0%	0 / 0%	0 / 0%	0 / 0%	0 / 0%
N	\$21,647,407	\$113,419 / 0.52%	\$75,652 / 0.35%	\$35,396 / 0.16%	\$2,371 / 0.01%	0 / 0%	0 / 0%	0 / 0%
S	***	\$2,993,028 / 30.10%	\$42,900 / 0.43%	\$503,330 / 5.06%	\$2,427,963 / 24.42%	0 / 0%	\$18,835 / 0.19%	0 / 0%
T	0	0 / 0%	0 / 0%	0 / 0%	0 / 0%	0 / 0%	0 / 0%	0 / 0%
-TC	0	0 / 0%	0 / 0%	0 / 0%	0 / 0%	0 / 0%	0 / 0%	0 / 0%
	\$21,647,407	\$3,106,447 / 14.35%	\$118,552 / 0.55%	\$538,725 / 2.49%	\$2,430,335 / 11.23%	0 / 0%	\$18,835 / 0.09%	0 / 0%

729 - UT SOUTHWESTERN MEDICAL CENTER - OTHER SERVICES UNADJUSTED GOAL IS 26%								
-I	0	0 / 0%	0 / 0%	0 / 0%	0 / 0%	0 / 0%	0 / 0%	0 / 0%
N	\$302,281,979	\$20,558,631 / 6.80%	\$3,531,894 / 1.17%	\$7,392,557 / 2.45%	\$5,671,042 / 1.88%	\$3,798,220 / 1.26%	\$163,118 / 0.05%	\$1,800 / 0.00%
S	***	\$2,847,331 / 1.64%	\$2,773,017 / 1.60%	0 / 0%	\$74,314 / 0.04%	0 / 0%	0 / 0%	0 / 0%
T	\$-29,905	0 / 0%	0 / 0%	0 / 0%	0 / 0%	0 / 0%	0 / 0%	0 / 0%
-TC	0	0 / 0%	0 / 0%	0 / 0%	0 / 0%	0 / 0%	0 / 0%	0 / 0%
	\$302,252,073	\$23,405,962 / 7.74%	\$6,304,911 / 2.09%	\$7,392,557 / 2.45%	\$5,745,356 / 1.90%	\$3,798,220 / 1.26%	\$163,118 / 0.05%	\$1,800 / 0.00%

729 - UT SOUTHWESTERN MEDICAL CENTER - COMMODITY PURCHASING UNADJUSTED GOAL IS 21.1%								
-I	0	0 / 0%	0 / 0%	0 / 0%	0 / 0%	0 / 0%	0 / 0%	0 / 0%
N	\$1,235,972,105	\$45,342,158 / 3.67%	\$3,338,275 / 0.27%	\$29,704,556 / 2.40%	\$8,339,618 / 0.67%	\$3,959,709 / 0.32%	0 / 0%	0 / 0%
S	***	\$137,465 / 0.01%	0 / 0%	\$173 / 0.00%	\$137,197 / 0.01%	\$95 / 0.00%	0 / 0%	0 / 0%
T	\$-14,544	-\$48 / 0.33%	0 / 0%	-\$48 / 0.33%	0 / 0%	0 / 0%	0 / 0%	0 / 0%
-TC	0	0 / 0%	0 / 0%	0 / 0%	0 / 0%	0 / 0%	0 / 0%	0 / 0%
	\$1,235,957,560	\$45,479,575 / 3.68%	\$3,338,275 / 0.27%	\$29,704,682 / 2.40%	\$8,476,815 / 0.69%	\$3,959,803 / 0.32%	0 / 0%	0 / 0%

*** DOLLARS REPORTED BUT NOT SHOWN IN THESE COLUMNS. T=TREASURY, N=NON-TREASURY, S=SUBCONTRACTOR FUNDS & PROCUREMENT CARD HUB PURCHASES, TC=TERM CONTRACT, I= INTER GOVERNMENTAL PAYMENTS.



TEXAS HISTORICALLY UNDERUTILIZED BUSINESS (HUB) ANNUAL REPORT RECEIVED FOR FISCAL YEAR 2024

SECTION VII - STATE AGENCY EXPENDITURE DATA

RECORD TYPE	TOTAL EXPENDITURE	TOTAL SPENT WITH HUBS AMOUNT / %	BLACK AMOUNT / %	HISPANIC AMOUNT / %	WOMAN AMOUNT / %	ASIAN PACIFIC AMOUNT / %	NATIVE AMERICAN AMOUNT / %	SERVICE-DISABLED VETERAN AMOUNT / %
729 - UT SOUTHWESTERN MEDICAL CENTER - Statewide Grand Total Expenditures								
-I	0	0 / 0%	0 / 0%	0 / 0%	0 / 0%	0 / 0%	0 / 0%	0 / 0%
N	\$1,974,466,252	\$86,778,826 / 4.40%	\$6,994,701 / 0.35%	\$51,458,178 / 2.61%	\$19,743,447 / 1.00%	\$7,859,064 / 0.40%	\$721,635 / 0.04%	\$1,800 / 0.00%
S	***	\$68,968,460 / 3.85%	\$14,338,328 / 0.80%	\$13,063,705 / 0.73%	\$40,216,815 / 2.24%	\$417,709 / 0.02%	\$931,903 / 0.05%	0 / 0%
T	-\$44,450	-\$48 / 0.11%	0 / 0%	-\$48 / 0.11%	0 / 0%	0 / 0%	0 / 0%	0 / 0%
-TC	0	0 / 0%	0 / 0%	0 / 0%	0 / 0%	0 / 0%	0 / 0%	0 / 0%
	\$1,974,421,803	\$155,747,238 / 7.89%	\$21,333,029 / 1.08%	\$64,521,835 / 3.27%	\$59,960,262 / 3.04%	\$8,276,773 / 0.42%	\$1,653,539 / 0.08%	\$1,800 / 0.00%

*** DOLLARS REPORTED BUT NOT SHOWN IN THESE COLUMNS. T=TREASURY, N=NON-TREASURY, S=SUBCONTRACTOR FUNDS & PROCUREMENT CARD HUB PURCHASES, TC=TERM CONTRACT, I= INTER GOVERNMENTAL PAYMENTS.



TEXAS HISTORICALLY UNDERUTILIZED BUSINESS (HUB) ANNUAL REPORT RECEIVED FOR FISCAL YEAR 2024

SECTION VII - STATE AGENCY EXPENDITURE DATA

RECORD TYPE	TOTAL EXPENDITURE	TOTAL SPENT WITH HUBS AMOUNT / %	BLACK AMOUNT / %	HISPANIC AMOUNT / %	WOMAN AMOUNT / %	ASIAN PACIFIC AMOUNT / %	NATIVE AMERICAN AMOUNT / %	SERVICE-DISABLED VETERAN AMOUNT / %
-------------	-------------------	----------------------------------	------------------	---------------------	------------------	--------------------------	----------------------------	-------------------------------------

730 - UNIVERSITY OF HOUSTON - HEAVY CONSTRUCTION UNADJUSTED GOAL IS 11.2%

-I	0	0 / 0%	0 / 0%	0 / 0%	0 / 0%	0 / 0%	0 / 0%	0 / 0%
N	0	0 / 0%	0 / 0%	0 / 0%	0 / 0%	0 / 0%	0 / 0%	0 / 0%
S	***	0 / 0%	0 / 0%	0 / 0%	0 / 0%	0 / 0%	0 / 0%	0 / 0%
T	0	0 / 0%	0 / 0%	0 / 0%	0 / 0%	0 / 0%	0 / 0%	0 / 0%
-TC	0	0 / 0%	0 / 0%	0 / 0%	0 / 0%	0 / 0%	0 / 0%	0 / 0%
	0	0 / 0%	0 / 0%	0 / 0%	0 / 0%	0 / 0%	0 / 0%	0 / 0%

730 - UNIVERSITY OF HOUSTON - BUILDING CONSTRUCTION UNADJUSTED GOAL IS 21.1%

-I	0	0 / 0%	0 / 0%	0 / 0%	0 / 0%	0 / 0%	0 / 0%	0 / 0%
N	\$113,039,878	\$3,773,011 / 3.34%	\$66,659 / 0.06%	\$506,962 / 0.45%	\$823,964 / 0.73%	\$2,305,339 / 2.04%	0 / 0%	\$70,087 / 0.06%
S	***	\$14,416,935 / 11.89%	\$6,385,020 / 5.27%	\$2,473,938 / 2.04%	\$4,709,931 / 3.88%	\$848,045 / 0.70%	0 / 0%	0 / 0%
T	\$8,205,021	\$764,562 / 9.32%	\$31,474 / 0.38%	\$259,319 / 3.16%	\$411,414 / 5.01%	\$62,356 / 0.76%	0 / 0%	0 / 0%
-TC	0	0 / 0%	0 / 0%	0 / 0%	0 / 0%	0 / 0%	0 / 0%	0 / 0%
	\$121,244,900	\$18,954,508 / 15.63%	\$6,483,152 / 5.35%	\$3,240,219 / 2.67%	\$5,945,310 / 4.90%	\$3,215,740 / 2.65%	0 / 0%	\$70,087 / 0.06%

730 - UNIVERSITY OF HOUSTON - SPECIAL TRADE UNADJUSTED GOAL IS 32.9%

-I	0	0 / 0%	0 / 0%	0 / 0%	0 / 0%	0 / 0%	0 / 0%	0 / 0%
N	\$29,113,729	\$8,325,942 / 28.60%	\$272,210 / 0.93%	\$2,938,187 / 10.09%	\$3,008,479 / 10.33%	\$2,076,233 / 7.13%	0 / 0%	\$30,833 / 0.11%
S	***	\$1,059,415 / 4.65%	0 / 0%	\$1,059,415 / 4.65%	0 / 0%	0 / 0%	0 / 0%	0 / 0%
T	\$7,043,574	\$3,381,428 / 48.01%	\$114,753 / 1.63%	\$2,193,822 / 31.15%	\$863,730 / 12.26%	\$209,122 / 2.97%	0 / 0%	0 / 0%
-TC	0	0 / 0%	0 / 0%	0 / 0%	0 / 0%	0 / 0%	0 / 0%	0 / 0%
	\$36,157,303	\$12,766,785 / 35.31%	\$386,963 / 1.07%	\$6,191,425 / 17.12%	\$3,872,208 / 10.71%	\$2,285,355 / 6.32%	0 / 0%	\$30,833 / 0.09%

*** DOLLARS REPORTED BUT NOT SHOWN IN THESE COLUMNS. T=TREASURY, N=NON-TREASURY, S=SUBCONTRACTOR FUNDS & PROCUREMENT CARD HUB PURCHASES, TC=TERM CONTRACT, I= INTER GOVERNMENTAL PAYMENTS.



TEXAS HISTORICALLY UNDERUTILIZED BUSINESS (HUB) ANNUAL REPORT RECEIVED FOR FISCAL YEAR 2024

SECTION VII - STATE AGENCY EXPENDITURE DATA

RECORD TYPE	TOTAL EXPENDITURE	TOTAL SPENT WITH HUBS AMOUNT / %	BLACK AMOUNT / %	HISPANIC AMOUNT / %	WOMAN AMOUNT / %	ASIAN PACIFIC AMOUNT / %	NATIVE AMERICAN AMOUNT / %	SERVICE-DISABLED VETERAN AMOUNT / %
730 - UNIVERSITY OF HOUSTON - PROFESSIONAL SERVICES UNADJUSTED GOAL IS 23.7%								
-I	0	0 / 0%	0 / 0%	0 / 0%	0 / 0%	0 / 0%	0 / 0%	0 / 0%
N	\$3,589,812	\$15,748 / 0.44%	0 / 0%	0 / 0%	\$4,726 / 0.13%	\$11,022 / 0.31%	0 / 0%	0 / 0%
S	***	\$1,006,969 / 45.96%	0 / 0%	\$906,620 / 41.38%	\$81,549 / 3.72%	\$18,800 / 0.86%	0 / 0%	0 / 0%
T	\$392,146	\$326 / 0.08%	0 / 0%	0 / 0%	\$326 / 0.08%	0 / 0%	0 / 0%	0 / 0%
-TC	0	0 / 0%	0 / 0%	0 / 0%	0 / 0%	0 / 0%	0 / 0%	0 / 0%
	\$3,981,959	\$1,023,044 / 25.69%	0 / 0%	\$906,620 / 22.77%	\$86,602 / 2.17%	\$29,822 / 0.75%	0 / 0%	0 / 0%
730 - UNIVERSITY OF HOUSTON - OTHER SERVICES UNADJUSTED GOAL IS 26%								
-I	0	0 / 0%	0 / 0%	0 / 0%	0 / 0%	0 / 0%	0 / 0%	0 / 0%
N	\$143,061,568	\$12,239,418 / 8.56%	\$657,619 / 0.46%	\$2,181,422 / 1.52%	\$8,356,386 / 5.84%	\$583,282 / 0.41%	\$38,096 / 0.03%	\$422,613 / 0.30%
S	***	\$2,119,755 / 3.07%	\$90,472 / 0.13%	\$1,737,802 / 2.51%	\$234,956 / 0.34%	\$56,525 / 0.08%	0 / 0%	0 / 0%
T	\$5,699,250	\$1,592,953 / 27.95%	\$24,114 / 0.42%	\$585,748 / 10.28%	\$965,829 / 16.95%	\$17,262 / 0.30%	0 / 0%	0 / 0%
-TC	0	0 / 0%	0 / 0%	0 / 0%	0 / 0%	0 / 0%	0 / 0%	0 / 0%
	\$148,760,818	\$15,952,126 / 10.72%	\$772,205 / 0.52%	\$4,504,972 / 3.03%	\$9,557,171 / 6.42%	\$657,069 / 0.44%	\$38,096 / 0.03%	\$422,613 / 0.28%
730 - UNIVERSITY OF HOUSTON - COMMODITY PURCHASING UNADJUSTED GOAL IS 21.1%								
-I	0	0 / 0%	0 / 0%	0 / 0%	0 / 0%	0 / 0%	0 / 0%	0 / 0%
N	\$99,155,807	\$21,112,926 / 21.29%	\$4,551,076 / 4.59%	\$6,522,122 / 6.58%	\$9,261,192 / 9.34%	\$572,180 / 0.58%	0 / 0%	\$206,356 / 0.21%
S	***	\$252,625 / 0.33%	0 / 0%	\$204,179 / 0.27%	\$48,447 / 0.06%	0 / 0%	0 / 0%	0 / 0%
T	\$11,754,699	\$2,738,868 / 23.30%	\$166,041 / 1.41%	\$1,149,793 / 9.78%	\$1,369,375 / 11.65%	\$53,660 / 0.46%	0 / 0%	0 / 0%
-TC	0	0 / 0%	0 / 0%	0 / 0%	0 / 0%	0 / 0%	0 / 0%	0 / 0%
	\$110,910,506	\$24,104,420 / 21.73%	\$4,717,117 / 4.25%	\$7,876,094 / 7.10%	\$10,679,013 / 9.63%	\$625,840 / 0.56%	0 / 0%	\$206,356 / 0.19%

*** DOLLARS REPORTED BUT NOT SHOWN IN THESE COLUMNS. T=TREASURY, N=NON-TREASURY, S=SUBCONTRACTOR FUNDS & PROCUREMENT CARD HUB PURCHASES, TC=TERM CONTRACT, I= INTER GOVERNMENTAL PAYMENTS.



TEXAS HISTORICALLY UNDERUTILIZED BUSINESS (HUB) ANNUAL REPORT RECEIVED FOR FISCAL YEAR 2024

SECTION VII - STATE AGENCY EXPENDITURE DATA

RECORD TYPE	TOTAL EXPENDITURE	TOTAL SPENT WITH HUBS AMOUNT / %	BLACK AMOUNT / %	HISPANIC AMOUNT / %	WOMAN AMOUNT / %	ASIAN PACIFIC AMOUNT / %	NATIVE AMERICAN AMOUNT / %	SERVICE-DISABLED VETERAN AMOUNT / %
730 - UNIVERSITY OF HOUSTON - Statewide Grand Total Expenditures								
-I	0	0 / 0%	0 / 0%	0 / 0%	0 / 0%	0 / 0%	0 / 0%	0 / 0%
N	\$387,960,795	\$45,467,045 / 11.72%	\$5,547,564 / 1.43%	\$12,148,694 / 3.13%	\$21,454,747 / 5.53%	\$5,548,055 / 1.43%	\$38,096 / 0.01%	\$729,890 / 0.19%
S	***	\$18,855,700 / 6.48%	\$6,475,492 / 2.22%	\$6,381,955 / 2.19%	\$5,074,883 / 1.74%	\$923,370 / 0.32%	0 / 0%	0 / 0%
T	\$33,094,690	\$8,478,137 / 25.62%	\$336,381 / 1.02%	\$4,188,682 / 12.66%	\$3,610,673 / 10.91%	\$342,401 / 1.03%	0 / 0%	0 / 0%
-TC	0	0 / 0%	0 / 0%	0 / 0%	0 / 0%	0 / 0%	0 / 0%	0 / 0%
	\$421,055,485	\$72,800,882 / 17.29%	\$12,359,437 / 2.94%	\$22,719,330 / 5.40%	\$30,140,304 / 7.16%	\$6,813,826 / 1.62%	\$38,096 / 0.01%	\$729,890 / 0.17%

*** DOLLARS REPORTED BUT NOT SHOWN IN THESE COLUMNS. T=TREASURY, N=NON-TREASURY, S=SUBCONTRACTOR FUNDS & PROCUREMENT CARD HUB PURCHASES, TC=TERM CONTRACT, I= INTER GOVERNMENTAL PAYMENTS.



TEXAS HISTORICALLY UNDERUTILIZED BUSINESS (HUB) ANNUAL REPORT RECEIVED FOR FISCAL YEAR 2024

SECTION VII - STATE AGENCY EXPENDITURE DATA

RECORD TYPE	TOTAL EXPENDITURE	TOTAL SPENT WITH HUBS AMOUNT / %	BLACK AMOUNT / %	HISPANIC AMOUNT / %	WOMAN AMOUNT / %	ASIAN PACIFIC AMOUNT / %	NATIVE AMERICAN AMOUNT / %	SERVICE-DISABLED VETERAN AMOUNT / %
731 - TEXAS WOMAN'S UNIVERSITY - HEAVY CONSTRUCTION UNADJUSTED GOAL IS 11.2%								
-I	0	0 / 0%	0 / 0%	0 / 0%	0 / 0%	0 / 0%	0 / 0%	0 / 0%
N	\$252,503	\$108,529 / 42.98%	0 / 0%	\$108,529 / 42.98%	0 / 0%	0 / 0%	0 / 0%	0 / 0%
S	***	0 / 0%	0 / 0%	0 / 0%	0 / 0%	0 / 0%	0 / 0%	0 / 0%
T	0	0 / 0%	0 / 0%	0 / 0%	0 / 0%	0 / 0%	0 / 0%	0 / 0%
-TC	0	0 / 0%	0 / 0%	0 / 0%	0 / 0%	0 / 0%	0 / 0%	0 / 0%
	\$252,503	\$108,529 / 42.98%	0 / 0%	\$108,529 / 42.98%	0 / 0%	0 / 0%	0 / 0%	0 / 0%

731 - TEXAS WOMAN'S UNIVERSITY - BUILDING CONSTRUCTION UNADJUSTED GOAL IS 21.1%								
-I	0	0 / 0%	0 / 0%	0 / 0%	0 / 0%	0 / 0%	0 / 0%	0 / 0%
N	\$47,728,858	\$2,971,235 / 6.23%	\$147,482 / 0.31%	\$98,932 / 0.21%	\$2,475,642 / 5.19%	\$224,580 / 0.47%	0 / 0%	\$24,600 / 0.05%
S	***	\$2,535,810 / 5.31%	0 / 0%	\$1,718,924 / 3.60%	\$667,518 / 1.40%	\$149,368 / 0.31%	0 / 0%	0 / 0%
T	0	0 / 0%	0 / 0%	0 / 0%	0 / 0%	0 / 0%	0 / 0%	0 / 0%
-TC	0	0 / 0%	0 / 0%	0 / 0%	0 / 0%	0 / 0%	0 / 0%	0 / 0%
	\$47,728,858	\$5,507,045 / 11.54%	\$147,482 / 0.31%	\$1,817,856 / 3.81%	\$3,143,160 / 6.59%	\$373,948 / 0.78%	0 / 0%	\$24,600 / 0.05%

731 - TEXAS WOMAN'S UNIVERSITY - SPECIAL TRADE UNADJUSTED GOAL IS 32.9%								
-I	0	0 / 0%	0 / 0%	0 / 0%	0 / 0%	0 / 0%	0 / 0%	0 / 0%
N	\$4,965,997	\$1,394,489 / 28.08%	0 / 0%	\$278,226 / 5.60%	\$1,079,831 / 21.74%	0 / 0%	0 / 0%	\$36,431 / 0.73%
S	***	\$7,201 / 0.15%	0 / 0%	0 / 0%	\$7,201 / 0.15%	0 / 0%	0 / 0%	0 / 0%
T	0	0 / 0%	0 / 0%	0 / 0%	0 / 0%	0 / 0%	0 / 0%	0 / 0%
-TC	0	0 / 0%	0 / 0%	0 / 0%	0 / 0%	0 / 0%	0 / 0%	0 / 0%
	\$4,965,997	\$1,401,690 / 28.23%	0 / 0%	\$278,226 / 5.60%	\$1,087,033 / 21.89%	0 / 0%	0 / 0%	\$36,431 / 0.73%

*** DOLLARS REPORTED BUT NOT SHOWN IN THESE COLUMNS. T=TREASURY, N=NON-TREASURY, S=SUBCONTRACTOR FUNDS & PROCUREMENT CARD HUB PURCHASES, TC=TERM CONTRACT, I= INTER GOVERNMENTAL PAYMENTS.



TEXAS HISTORICALLY UNDERUTILIZED BUSINESS (HUB) ANNUAL REPORT RECEIVED FOR FISCAL YEAR 2024

SECTION VII - STATE AGENCY EXPENDITURE DATA

RECORD TYPE	TOTAL EXPENDITURE	TOTAL SPENT WITH HUBS AMOUNT / %	BLACK AMOUNT / %	HISPANIC AMOUNT / %	WOMAN AMOUNT / %	ASIAN PACIFIC AMOUNT / %	NATIVE AMERICAN AMOUNT / %	SERVICE-DISABLED VETERAN AMOUNT / %
731 - TEXAS WOMAN'S UNIVERSITY - PROFESSIONAL SERVICES UNADJUSTED GOAL IS 23.7%								
-I	0	0 / 0%	0 / 0%	0 / 0%	0 / 0%	0 / 0%	0 / 0%	0 / 0%
N	\$396,727	\$15,443 / 3.89%	0 / 0%	0 / 0%	\$15,443 / 3.89%	0 / 0%	0 / 0%	0 / 0%
S	***	0 / 0%	0 / 0%	0 / 0%	0 / 0%	0 / 0%	0 / 0%	0 / 0%
T	0	0 / 0%	0 / 0%	0 / 0%	0 / 0%	0 / 0%	0 / 0%	0 / 0%
-TC	0	0 / 0%	0 / 0%	0 / 0%	0 / 0%	0 / 0%	0 / 0%	0 / 0%
	\$396,727	\$15,443 / 3.89%	0 / 0%	0 / 0%	\$15,443 / 3.89%	0 / 0%	0 / 0%	0 / 0%

731 - TEXAS WOMAN'S UNIVERSITY - OTHER SERVICES UNADJUSTED GOAL IS 26%								
-I	0	0 / 0%	0 / 0%	0 / 0%	0 / 0%	0 / 0%	0 / 0%	0 / 0%
N	\$28,361,098	\$3,552,171 / 12.52%	\$63,595 / 0.22%	\$331,885 / 1.17%	\$396,956 / 1.40%	\$2,680,537 / 9.45%	0 / 0%	\$79,198 / 0.28%
S	***	\$42,668 / 0.22%	\$260 / 0.00%	0 / 0%	\$27,199 / 0.14%	\$15,209 / 0.08%	0 / 0%	0 / 0%
T	0	0 / 0%	0 / 0%	0 / 0%	0 / 0%	0 / 0%	0 / 0%	0 / 0%
-TC	0	0 / 0%	0 / 0%	0 / 0%	0 / 0%	0 / 0%	0 / 0%	0 / 0%
	\$28,361,098	\$3,594,839 / 12.68%	\$63,854 / 0.23%	\$331,885 / 1.17%	\$424,155 / 1.50%	\$2,695,746 / 9.51%	0 / 0%	\$79,198 / 0.28%

731 - TEXAS WOMAN'S UNIVERSITY - COMMODITY PURCHASING UNADJUSTED GOAL IS 21.1%								
-I	0	0 / 0%	0 / 0%	0 / 0%	0 / 0%	0 / 0%	0 / 0%	0 / 0%
N	\$17,382,254	\$2,715,037 / 15.62%	\$284,529 / 1.64%	\$469,999 / 2.70%	\$926,639 / 5.33%	\$985,367 / 5.67%	0 / 0%	\$48,502 / 0.28%
S	***	\$147,495 / 1.00%	\$132,396 / 0.90%	0 / 0%	\$14,871 / 0.10%	\$227 / 0.00%	0 / 0%	0 / 0%
T	-\$1,478	0 / 0%	0 / 0%	0 / 0%	0 / 0%	0 / 0%	0 / 0%	0 / 0%
-TC	0	0 / 0%	0 / 0%	0 / 0%	0 / 0%	0 / 0%	0 / 0%	0 / 0%
	\$17,380,777	\$2,862,531 / 16.47%	\$416,925 / 2.40%	\$469,999 / 2.70%	\$941,510 / 5.42%	\$985,595 / 5.67%	0 / 0%	\$48,502 / 0.28%

*** DOLLARS REPORTED BUT NOT SHOWN IN THESE COLUMNS. T=TREASURY, N=NON-TREASURY, S=SUBCONTRACTOR FUNDS & PROCUREMENT CARD HUB PURCHASES, TC=TERM CONTRACT, I= INTER GOVERNMENTAL PAYMENTS.



TEXAS HISTORICALLY UNDERUTILIZED BUSINESS (HUB) ANNUAL REPORT RECEIVED FOR FISCAL YEAR 2024

SECTION VII - STATE AGENCY EXPENDITURE DATA

RECORD TYPE	TOTAL EXPENDITURE	TOTAL SPENT WITH HUBS AMOUNT / %	BLACK AMOUNT / %	HISPANIC AMOUNT / %	WOMAN AMOUNT / %	ASIAN PACIFIC AMOUNT / %	NATIVE AMERICAN AMOUNT / %	SERVICE-DISABLED VETERAN AMOUNT / %
731 - TEXAS WOMAN'S UNIVERSITY - Statewide Grand Total Expenditures								
-I	0	0 / 0%	0 / 0%	0 / 0%	0 / 0%	0 / 0%	0 / 0%	0 / 0%
N	\$99,087,437	\$10,756,905 / 10.86%	\$495,605 / 0.50%	\$1,287,572 / 1.30%	\$4,894,511 / 4.94%	\$3,890,485 / 3.93%	0 / 0%	\$188,732 / 0.19%
S	***	\$2,733,174 / 3.15%	\$132,656 / 0.15%	\$1,718,924 / 1.98%	\$716,789 / 0.83%	\$164,804 / 0.19%	0 / 0%	0 / 0%
T	\$-1,478	0 / 0%	0 / 0%	0 / 0%	0 / 0%	0 / 0%	0 / 0%	0 / 0%
-TC	0	0 / 0%	0 / 0%	0 / 0%	0 / 0%	0 / 0%	0 / 0%	0 / 0%
	\$99,085,960	\$13,490,078 / 13.61%	\$628,261 / 0.63%	\$3,006,496 / 3.03%	\$5,611,301 / 5.66%	\$4,055,289 / 4.09%	0 / 0%	\$188,732 / 0.19%

*** DOLLARS REPORTED BUT NOT SHOWN IN THESE COLUMNS. T=TREASURY, N=NON-TREASURY, S=SUBCONTRACTOR FUNDS & PROCUREMENT CARD HUB PURCHASES, TC=TERM CONTRACT, I= INTER GOVERNMENTAL PAYMENTS.



TEXAS HISTORICALLY UNDERUTILIZED BUSINESS (HUB) ANNUAL REPORT RECEIVED FOR FISCAL YEAR 2024

SECTION VII - STATE AGENCY EXPENDITURE DATA

RECORD TYPE	TOTAL EXPENDITURE	TOTAL SPENT WITH HUBS AMOUNT / %	BLACK AMOUNT / %	HISPANIC AMOUNT / %	WOMAN AMOUNT / %	ASIAN PACIFIC AMOUNT / %	NATIVE AMERICAN AMOUNT / %	SERVICE-DISABLED VETERAN AMOUNT / %
732 - TEXAS A & M UNIVERSITY - KINGSVILLE - HEAVY CONSTRUCTION UNADJUSTED GOAL IS 11.2%								
-I	0	0 / 0%	0 / 0%	0 / 0%	0 / 0%	0 / 0%	0 / 0%	0 / 0%
N	0	0 / 0%	0 / 0%	0 / 0%	0 / 0%	0 / 0%	0 / 0%	0 / 0%
S	***	0 / 0%	0 / 0%	0 / 0%	0 / 0%	0 / 0%	0 / 0%	0 / 0%
T	0	0 / 0%	0 / 0%	0 / 0%	0 / 0%	0 / 0%	0 / 0%	0 / 0%
-TC	0	0 / 0%	0 / 0%	0 / 0%	0 / 0%	0 / 0%	0 / 0%	0 / 0%
	0	0 / 0%	0 / 0%	0 / 0%	0 / 0%	0 / 0%	0 / 0%	0 / 0%

732 - TEXAS A & M UNIVERSITY - KINGSVILLE - BUILDING CONSTRUCTION UNADJUSTED GOAL IS 21.1%								
-I	0	0 / 0%	0 / 0%	0 / 0%	0 / 0%	0 / 0%	0 / 0%	0 / 0%
N	\$8,193,475	\$4,757,954 / 58.07%	0 / 0%	\$3,351,743 / 40.91%	\$1,406,211 / 17.16%	0 / 0%	0 / 0%	0 / 0%
S	***	0 / 0%	0 / 0%	0 / 0%	0 / 0%	0 / 0%	0 / 0%	0 / 0%
T	\$-70,000	0 / 0%	0 / 0%	0 / 0%	0 / 0%	0 / 0%	0 / 0%	0 / 0%
-TC	0	0 / 0%	0 / 0%	0 / 0%	0 / 0%	0 / 0%	0 / 0%	0 / 0%
	\$8,123,475	\$4,757,954 / 58.57%	0 / 0%	\$3,351,743 / 41.26%	\$1,406,211 / 17.31%	0 / 0%	0 / 0%	0 / 0%

732 - TEXAS A & M UNIVERSITY - KINGSVILLE - SPECIAL TRADE UNADJUSTED GOAL IS 32.9%								
-I	0	0 / 0%	0 / 0%	0 / 0%	0 / 0%	0 / 0%	0 / 0%	0 / 0%
N	\$1,933,721	\$1,443,889 / 74.67%	0 / 0%	\$1,348,647 / 69.74%	\$95,242 / 4.93%	0 / 0%	0 / 0%	0 / 0%
S	***	\$97,945 / 6.02%	0 / 0%	0 / 0%	\$97,945 / 6.02%	0 / 0%	0 / 0%	0 / 0%
T	0	0 / 0%	0 / 0%	0 / 0%	0 / 0%	0 / 0%	0 / 0%	0 / 0%
-TC	0	0 / 0%	0 / 0%	0 / 0%	0 / 0%	0 / 0%	0 / 0%	0 / 0%
	\$1,933,721	\$1,541,834 / 79.73%	0 / 0%	\$1,348,647 / 69.74%	\$193,187 / 9.99%	0 / 0%	0 / 0%	0 / 0%

*** DOLLARS REPORTED BUT NOT SHOWN IN THESE COLUMNS. T=TREASURY, N=NON-TREASURY, S=SUBCONTRACTOR FUNDS & PROCUREMENT CARD HUB PURCHASES, TC=TERM CONTRACT, I= INTER GOVERNMENTAL PAYMENTS.



TEXAS HISTORICALLY UNDERUTILIZED BUSINESS (HUB) ANNUAL REPORT RECEIVED FOR FISCAL YEAR 2024

SECTION VII - STATE AGENCY EXPENDITURE DATA

RECORD TYPE	TOTAL EXPENDITURE	TOTAL SPENT WITH HUBS AMOUNT / %	BLACK AMOUNT / %	HISPANIC AMOUNT / %	WOMAN AMOUNT / %	ASIAN PACIFIC AMOUNT / %	NATIVE AMERICAN AMOUNT / %	SERVICE-DISABLED VETERAN AMOUNT / %
732 - TEXAS A & M UNIVERSITY - KINGSVILLE - PROFESSIONAL SERVICES UNADJUSTED GOAL IS 23.7%								
-I	0	0 / 0%	0 / 0%	0 / 0%	0 / 0%	0 / 0%	0 / 0%	0 / 0%
N	\$1,149,741	\$162,748 / 14.16%	0 / 0%	\$162,748 / 14.16%	0 / 0%	0 / 0%	0 / 0%	0 / 0%
S	***	0 / 0%	0 / 0%	0 / 0%	0 / 0%	0 / 0%	0 / 0%	0 / 0%
T	0	0 / 0%	0 / 0%	0 / 0%	0 / 0%	0 / 0%	0 / 0%	0 / 0%
-TC	0	0 / 0%	0 / 0%	0 / 0%	0 / 0%	0 / 0%	0 / 0%	0 / 0%
	\$1,149,741	\$162,748 / 14.16%	0 / 0%	\$162,748 / 14.16%	0 / 0%	0 / 0%	0 / 0%	0 / 0%

732 - TEXAS A & M UNIVERSITY - KINGSVILLE - OTHER SERVICES UNADJUSTED GOAL IS 26%								
-I	0	0 / 0%	0 / 0%	0 / 0%	0 / 0%	0 / 0%	0 / 0%	0 / 0%
N	\$26,115,588	\$2,677,233 / 10.25%	\$12,406 / 0.05%	\$2,479,821 / 9.50%	\$150,109 / 0.57%	\$34,897 / 0.13%	0 / 0%	0 / 0%
S	***	\$1,074,471 / 4.99%	\$9,940 / 0.05%	\$885,032 / 4.11%	\$160,100 / 0.74%	\$19,400 / 0.09%	0 / 0%	0 / 0%
T	\$-613	0 / 0%	0 / 0%	0 / 0%	0 / 0%	0 / 0%	0 / 0%	0 / 0%
-TC	0	0 / 0%	0 / 0%	0 / 0%	0 / 0%	0 / 0%	0 / 0%	0 / 0%
	\$26,114,974	\$3,751,704 / 14.37%	\$22,346 / 0.09%	\$3,364,853 / 12.88%	\$310,208 / 1.19%	\$54,297 / 0.21%	0 / 0%	0 / 0%

732 - TEXAS A & M UNIVERSITY - KINGSVILLE - COMMODITY PURCHASING UNADJUSTED GOAL IS 21.1%								
-I	0	0 / 0%	0 / 0%	0 / 0%	0 / 0%	0 / 0%	0 / 0%	0 / 0%
N	\$14,799,334	\$4,844,554 / 32.73%	\$905,926 / 6.12%	\$2,034,956 / 13.75%	\$1,696,920 / 11.47%	\$199,423 / 1.35%	\$565 / 0.00%	\$6,764 / 0.05%
S	***	\$119,286 / 2.27%	\$66,715 / 1.27%	\$36,659 / 0.70%	\$15,652 / 0.30%	\$260 / 0.00%	0 / 0%	0 / 0%
T	\$-3,495	-\$2,379 / 68.08%	-\$104 / 2.97%	-\$177 / 5.06%	-\$2,099 / 60.06%	0 / 0%	0 / 0%	0 / 0%
-TC	0	0 / 0%	0 / 0%	0 / 0%	0 / 0%	0 / 0%	0 / 0%	0 / 0%
	\$14,795,839	\$4,961,460 / 33.53%	\$972,537 / 6.57%	\$2,071,438 / 14.00%	\$1,710,473 / 11.56%	\$199,683 / 1.35%	\$565 / 0.00%	\$6,764 / 0.05%

*** DOLLARS REPORTED BUT NOT SHOWN IN THESE COLUMNS. T=TREASURY, N=NON-TREASURY, S=SUBCONTRACTOR FUNDS & PROCUREMENT CARD HUB PURCHASES, TC=TERM CONTRACT, I= INTER GOVERNMENTAL PAYMENTS.



TEXAS HISTORICALLY UNDERUTILIZED BUSINESS (HUB) ANNUAL REPORT RECEIVED FOR FISCAL YEAR 2024

SECTION VII - STATE AGENCY EXPENDITURE DATA

RECORD TYPE	TOTAL EXPENDITURE	TOTAL SPENT WITH HUBS AMOUNT / %	BLACK AMOUNT / %	HISPANIC AMOUNT / %	WOMAN AMOUNT / %	ASIAN PACIFIC AMOUNT / %	NATIVE AMERICAN AMOUNT / %	SERVICE-DISABLED VETERAN AMOUNT / %
732 - TEXAS A & M UNIVERSITY - KINGSVILLE - Statewide Grand Total Expenditures								
-I	0	0 / 0%	0 / 0%	0 / 0%	0 / 0%	0 / 0%	0 / 0%	0 / 0%
N	\$52,191,859	\$13,886,378 / 26.61%	\$918,332 / 1.76%	\$9,377,916 / 17.97%	\$3,348,481 / 6.42%	\$234,320 / 0.45%	\$565 / 0.00%	\$6,764 / 0.01%
S	***	\$1,291,702 / 4.55%	\$76,654 / 0.27%	\$921,690 / 3.25%	\$273,697 / 0.96%	\$19,660 / 0.07%	0 / 0%	0 / 0%
T	\$-74,108	-\$2,379 / 3.21%	-\$104 / 0.14%	-\$177 / 0.24%	-\$2,099 / 2.83%	0 / 0%	0 / 0%	0 / 0%
-TC	0	0 / 0%	0 / 0%	0 / 0%	0 / 0%	0 / 0%	0 / 0%	0 / 0%
	\$52,117,751	\$15,175,701 / 29.12%	\$994,883 / 1.91%	\$10,299,430 / 19.76%	\$3,620,079 / 6.95%	\$253,980 / 0.49%	\$565 / 0.00%	\$6,764 / 0.01%

*** DOLLARS REPORTED BUT NOT SHOWN IN THESE COLUMNS. T=TREASURY, N=NON-TREASURY, S=SUBCONTRACTOR FUNDS & PROCUREMENT CARD HUB PURCHASES, TC=TERM CONTRACT, I= INTER GOVERNMENTAL PAYMENTS.



TEXAS HISTORICALLY UNDERUTILIZED BUSINESS (HUB) ANNUAL REPORT RECEIVED FOR FISCAL YEAR 2024

SECTION VII - STATE AGENCY EXPENDITURE DATA

RECORD TYPE	TOTAL EXPENDITURE	TOTAL SPENT WITH HUBS AMOUNT / %	BLACK AMOUNT / %	HISPANIC AMOUNT / %	WOMAN AMOUNT / %	ASIAN PACIFIC AMOUNT / %	NATIVE AMERICAN AMOUNT / %	SERVICE-DISABLED VETERAN AMOUNT / %
733 - TEXAS TECH UNIVERSITY - HEAVY CONSTRUCTION UNADJUSTED GOAL IS 11.2%								
-I	0	0 / 0%	0 / 0%	0 / 0%	0 / 0%	0 / 0%	0 / 0%	0 / 0%
N	\$579,305	\$339,681 / 58.64%	0 / 0%	\$231,340 / 39.93%	\$108,341 / 18.70%	0 / 0%	0 / 0%	0 / 0%
S	***	0 / 0%	0 / 0%	0 / 0%	0 / 0%	0 / 0%	0 / 0%	0 / 0%
T	\$-89,061	\$105,277 / -118.21%	0 / 0%	0 / 0%	\$88,036 / -98.85%	0 / 0%	\$17,240 / -19.36%	0 / 0%
-TC	0	0 / 0%	0 / 0%	0 / 0%	0 / 0%	0 / 0%	0 / 0%	0 / 0%
	\$490,245	\$444,958 / 90.76%	0 / 0%	\$231,340 / 47.19%	\$196,377 / 40.06%	0 / 0%	\$17,240 / 3.52%	0 / 0%
733 - TEXAS TECH UNIVERSITY - BUILDING CONSTRUCTION UNADJUSTED GOAL IS 21.1%								
-I	0	0 / 0%	0 / 0%	0 / 0%	0 / 0%	0 / 0%	0 / 0%	0 / 0%
N	\$34,356,061	\$630,466 / 1.84%	0 / 0%	\$531,327 / 1.55%	\$99,139 / 0.29%	0 / 0%	0 / 0%	0 / 0%
S	***	\$1,952,651 / 5.68%	\$79,654 / 0.23%	\$851,211 / 2.47%	\$1,013,936 / 2.95%	\$7,850 / 0.02%	0 / 0%	0 / 0%
T	\$1,135,661	\$205,430 / 18.09%	0 / 0%	\$159,946 / 14.08%	\$45,484 / 4.01%	0 / 0%	0 / 0%	0 / 0%
-TC	0	0 / 0%	0 / 0%	0 / 0%	0 / 0%	0 / 0%	0 / 0%	0 / 0%
	\$35,491,722	\$2,788,548 / 7.86%	\$79,654 / 0.22%	\$1,542,485 / 4.35%	\$1,158,559 / 3.26%	\$7,850 / 0.02%	0 / 0%	0 / 0%
733 - TEXAS TECH UNIVERSITY - SPECIAL TRADE UNADJUSTED GOAL IS 32.9%								
-I	0	0 / 0%	0 / 0%	0 / 0%	0 / 0%	0 / 0%	0 / 0%	0 / 0%
N	\$47,074,628	\$6,705,690 / 14.24%	\$45,788 / 0.10%	\$937,404 / 1.99%	\$5,361,201 / 11.39%	0 / 0%	\$361,298 / 0.77%	0 / 0%
S	***	\$2,398,034 / 4.08%	\$42,109 / 0.07%	\$756,757 / 1.29%	\$1,599,168 / 2.72%	0 / 0%	0 / 0%	0 / 0%
T	\$15,385,260	\$5,067,371 / 32.94%	\$130,863 / 0.85%	\$966,170 / 6.28%	\$3,961,821 / 25.75%	0 / 0%	\$8,517 / 0.06%	0 / 0%
-TC	0	0 / 0%	0 / 0%	0 / 0%	0 / 0%	0 / 0%	0 / 0%	0 / 0%
	\$62,459,888	\$14,171,096 / 22.69%	\$218,759 / 0.35%	\$2,660,331 / 4.26%	\$10,922,190 / 17.49%	0 / 0%	\$369,815 / 0.59%	0 / 0%

*** DOLLARS REPORTED BUT NOT SHOWN IN THESE COLUMNS. T=TREASURY, N=NON-TREASURY, S=SUBCONTRACTOR FUNDS & PROCUREMENT CARD HUB PURCHASES, TC=TERM CONTRACT, I= INTER GOVERNMENTAL PAYMENTS.



TEXAS HISTORICALLY UNDERUTILIZED BUSINESS (HUB) ANNUAL REPORT RECEIVED FOR FISCAL YEAR 2024

SECTION VII - STATE AGENCY EXPENDITURE DATA

RECORD TYPE	TOTAL EXPENDITURE	TOTAL SPENT WITH HUBS AMOUNT / %	BLACK AMOUNT / %	HISPANIC AMOUNT / %	WOMAN AMOUNT / %	ASIAN PACIFIC AMOUNT / %	NATIVE AMERICAN AMOUNT / %	SERVICE-DISABLED VETERAN AMOUNT / %
733 - TEXAS TECH UNIVERSITY - PROFESSIONAL SERVICES UNADJUSTED GOAL IS 23.7%								
-I	0	0 / 0%	0 / 0%	0 / 0%	0 / 0%	0 / 0%	0 / 0%	0 / 0%
N	\$691,403	\$75,000 / 10.85%	0 / 0%	0 / 0%	\$75,000 / 10.85%	0 / 0%	0 / 0%	0 / 0%
S	***	0 / 0%	0 / 0%	0 / 0%	0 / 0%	0 / 0%	0 / 0%	0 / 0%
T	\$45,793	0 / 0%	0 / 0%	0 / 0%	0 / 0%	0 / 0%	0 / 0%	0 / 0%
-TC	0	0 / 0%	0 / 0%	0 / 0%	0 / 0%	0 / 0%	0 / 0%	0 / 0%
	\$737,196	\$75,000 / 10.17%	0 / 0%	0 / 0%	\$75,000 / 10.17%	0 / 0%	0 / 0%	0 / 0%
733 - TEXAS TECH UNIVERSITY - OTHER SERVICES UNADJUSTED GOAL IS 26%								
-I	0	0 / 0%	0 / 0%	0 / 0%	0 / 0%	0 / 0%	0 / 0%	0 / 0%
N	\$55,037,983	\$5,429,191 / 9.86%	\$1,747,485 / 3.18%	\$716,398 / 1.30%	\$2,720,967 / 4.94%	\$242,610 / 0.44%	\$1,732 / 0.00%	0 / 0%
S	***	\$5,582 / 0.04%	0 / 0%	0 / 0%	\$5,582 / 0.04%	0 / 0%	0 / 0%	0 / 0%
T	\$1,798,937	\$55,420 / 3.08%	\$32,829 / 1.82%	\$16,856 / 0.94%	\$5,735 / 0.32%	0 / 0%	0 / 0%	0 / 0%
-TC	0	0 / 0%	0 / 0%	0 / 0%	0 / 0%	0 / 0%	0 / 0%	0 / 0%
	\$56,836,920	\$5,490,193 / 9.66%	\$1,780,314 / 3.13%	\$733,253 / 1.29%	\$2,732,283 / 4.81%	\$242,610 / 0.43%	\$1,732 / 0.00%	0 / 0%
733 - TEXAS TECH UNIVERSITY - COMMODITY PURCHASING UNADJUSTED GOAL IS 21.1%								
-I	0	0 / 0%	0 / 0%	0 / 0%	0 / 0%	0 / 0%	0 / 0%	0 / 0%
N	\$87,688,382	\$29,638,658 / 33.80%	\$9,572,081 / 10.92%	\$12,517,688 / 14.28%	\$6,721,981 / 7.67%	\$750,631 / 0.86%	\$76,278 / 0.09%	0 / 0%
S	***	\$29,107 / 0.08%	\$397 / 0.00%	0 / 0%	\$25,407 / 0.07%	0 / 0%	\$3,302 / 0.01%	0 / 0%
T	\$15,329,859	\$7,627,787 / 49.76%	\$3,514,566 / 22.93%	\$3,685,223 / 24.04%	\$331,182 / 2.16%	\$96,817 / 0.63%	0 / 0%	0 / 0%
-TC	0	0 / 0%	0 / 0%	0 / 0%	0 / 0%	0 / 0%	0 / 0%	0 / 0%
	\$103,018,242	\$37,295,552 / 36.20%	\$13,087,044 / 12.70%	\$16,202,911 / 15.73%	\$7,078,570 / 6.87%	\$847,448 / 0.82%	\$79,580 / 0.08%	0 / 0%

*** DOLLARS REPORTED BUT NOT SHOWN IN THESE COLUMNS. T=TREASURY, N=NON-TREASURY, S=SUBCONTRACTOR FUNDS & PROCUREMENT CARD HUB PURCHASES, TC=TERM CONTRACT, I= INTER GOVERNMENTAL PAYMENTS.



TEXAS HISTORICALLY UNDERUTILIZED BUSINESS (HUB) ANNUAL REPORT RECEIVED FOR FISCAL YEAR 2024

SECTION VII - STATE AGENCY EXPENDITURE DATA

RECORD TYPE	TOTAL EXPENDITURE	TOTAL SPENT WITH HUBS AMOUNT / %	BLACK AMOUNT / %	HISPANIC AMOUNT / %	WOMAN AMOUNT / %	ASIAN PACIFIC AMOUNT / %	NATIVE AMERICAN AMOUNT / %	SERVICE-DISABLED VETERAN AMOUNT / %
733 - TEXAS TECH UNIVERSITY - Statewide Grand Total Expenditures								
-I	0	0 / 0%	0 / 0%	0 / 0%	0 / 0%	0 / 0%	0 / 0%	0 / 0%
N	\$225,427,763	\$42,818,688 / 18.99%	\$11,365,353 / 5.04%	\$14,934,158 / 6.62%	\$15,086,628 / 6.69%	\$993,241 / 0.44%	\$439,308 / 0.19%	0 / 0%
S	***	\$4,385,374 / 3.09%	\$122,160 / 0.09%	\$1,607,968 / 1.13%	\$2,644,093 / 1.86%	\$7,850 / 0.01%	\$3,302 / 0.00%	0 / 0%
T	\$33,606,449	\$13,061,285 / 38.87%	\$3,678,258 / 10.95%	\$4,828,195 / 14.37%	\$4,432,258 / 13.19%	\$96,817 / 0.29%	\$25,758 / 0.08%	0 / 0%
-TC	0	0 / 0%	0 / 0%	0 / 0%	0 / 0%	0 / 0%	0 / 0%	0 / 0%
	\$259,034,212	\$60,265,346 / 23.27%	\$15,165,770 / 5.85%	\$21,370,321 / 8.25%	\$22,162,979 / 8.56%	\$1,097,908 / 0.42%	\$468,368 / 0.18%	0 / 0%

*** DOLLARS REPORTED BUT NOT SHOWN IN THESE COLUMNS. T=TREASURY, N=NON-TREASURY, S=SUBCONTRACTOR FUNDS & PROCUREMENT CARD HUB PURCHASES, TC=TERM CONTRACT, I= INTER GOVERNMENTAL PAYMENTS.



TEXAS HISTORICALLY UNDERUTILIZED BUSINESS (HUB) ANNUAL REPORT RECEIVED FOR FISCAL YEAR 2024

SECTION VII - STATE AGENCY EXPENDITURE DATA

RECORD TYPE	TOTAL EXPENDITURE	TOTAL SPENT WITH HUBS AMOUNT / %	BLACK AMOUNT / %	HISPANIC AMOUNT / %	WOMAN AMOUNT / %	ASIAN PACIFIC AMOUNT / %	NATIVE AMERICAN AMOUNT / %	SERVICE-DISABLED VETERAN AMOUNT / %
734 - LAMAR UNIVERSITY - BEAUMONT - HEAVY CONSTRUCTION UNADJUSTED GOAL IS 11.2%								
-I	0	0 / 0%	0 / 0%	0 / 0%	0 / 0%	0 / 0%	0 / 0%	0 / 0%
N	0	0 / 0%	0 / 0%	0 / 0%	0 / 0%	0 / 0%	0 / 0%	0 / 0%
S	***	0 / 0%	0 / 0%	0 / 0%	0 / 0%	0 / 0%	0 / 0%	0 / 0%
T	0	0 / 0%	0 / 0%	0 / 0%	0 / 0%	0 / 0%	0 / 0%	0 / 0%
-TC	0	0 / 0%	0 / 0%	0 / 0%	0 / 0%	0 / 0%	0 / 0%	0 / 0%
	0	0 / 0%	0 / 0%	0 / 0%	0 / 0%	0 / 0%	0 / 0%	0 / 0%

734 - LAMAR UNIVERSITY - BEAUMONT - BUILDING CONSTRUCTION UNADJUSTED GOAL IS 21.1%								
-I	0	0 / 0%	0 / 0%	0 / 0%	0 / 0%	0 / 0%	0 / 0%	0 / 0%
N	\$519,899	\$519,791 / 99.98%	0 / 0%	\$519,791 / 99.98%	0 / 0%	0 / 0%	0 / 0%	0 / 0%
S	***	\$78,186 / 2.18%	0 / 0%	0 / 0%	\$78,186 / 2.18%	0 / 0%	0 / 0%	0 / 0%
T	\$3,066,133	\$2,494,108 / 81.34%	0 / 0%	\$2,494,108 / 81.34%	0 / 0%	0 / 0%	0 / 0%	0 / 0%
-TC	0	0 / 0%	0 / 0%	0 / 0%	0 / 0%	0 / 0%	0 / 0%	0 / 0%
	\$3,586,032	\$3,092,085 / 86.23%	0 / 0%	\$3,013,899 / 84.05%	\$78,186 / 2.18%	0 / 0%	0 / 0%	0 / 0%

734 - LAMAR UNIVERSITY - BEAUMONT - SPECIAL TRADE UNADJUSTED GOAL IS 32.9%								
-I	0	0 / 0%	0 / 0%	0 / 0%	0 / 0%	0 / 0%	0 / 0%	0 / 0%
N	\$2,496,856	\$794,977 / 31.84%	0 / 0%	\$788,970 / 31.60%	\$6,007 / 0.24%	0 / 0%	0 / 0%	0 / 0%
S	***	\$26,475 / 0.57%	0 / 0%	0 / 0%	\$26,475 / 0.57%	0 / 0%	0 / 0%	0 / 0%
T	\$3,135,558	\$773,769 / 24.68%	0 / 0%	\$739,511 / 23.58%	\$34,258 / 1.09%	0 / 0%	0 / 0%	0 / 0%
-TC	0	0 / 0%	0 / 0%	0 / 0%	0 / 0%	0 / 0%	0 / 0%	0 / 0%
	\$5,632,415	\$1,595,221 / 28.32%	0 / 0%	\$1,528,481 / 27.14%	\$66,740 / 1.18%	0 / 0%	0 / 0%	0 / 0%

*** DOLLARS REPORTED BUT NOT SHOWN IN THESE COLUMNS. T=TREASURY, N=NON-TREASURY, S=SUBCONTRACTOR FUNDS & PROCUREMENT CARD HUB PURCHASES, TC=TERM CONTRACT, I= INTER GOVERNMENTAL PAYMENTS.



TEXAS HISTORICALLY UNDERUTILIZED BUSINESS (HUB) ANNUAL REPORT RECEIVED FOR FISCAL YEAR 2024

SECTION VII - STATE AGENCY EXPENDITURE DATA

RECORD TYPE	TOTAL EXPENDITURE	TOTAL SPENT WITH HUBS AMOUNT / %	BLACK AMOUNT / %	HISPANIC AMOUNT / %	WOMAN AMOUNT / %	ASIAN PACIFIC AMOUNT / %	NATIVE AMERICAN AMOUNT / %	SERVICE-DISABLED VETERAN AMOUNT / %
734 - LAMAR UNIVERSITY - BEAUMONT - PROFESSIONAL SERVICES UNADJUSTED GOAL IS 23.7%								
-I	0	0 / 0%	0 / 0%	0 / 0%	0 / 0%	0 / 0%	0 / 0%	0 / 0%
N	\$1,777,354	0 / 0%	0 / 0%	0 / 0%	0 / 0%	0 / 0%	0 / 0%	0 / 0%
S	***	\$1,270,714 / 40.99%	0 / 0%	\$547,076 / 17.65%	\$227,617 / 7.34%	\$495,032 / 15.97%	\$988 / 0.03%	0 / 0%
T	\$1,377,136	\$8,471 / 0.62%	0 / 0%	\$3,130 / 0.23%	0 / 0%	\$5,341 / 0.39%	0 / 0%	0 / 0%
-TC	0	0 / 0%	0 / 0%	0 / 0%	0 / 0%	0 / 0%	0 / 0%	0 / 0%
	\$3,154,489	\$1,279,185 / 40.55%	0 / 0%	\$550,206 / 17.44%	\$227,617 / 7.22%	\$500,374 / 15.86%	\$988 / 0.03%	0 / 0%
734 - LAMAR UNIVERSITY - BEAUMONT - OTHER SERVICES UNADJUSTED GOAL IS 26%								
-I	0	0 / 0%	0 / 0%	0 / 0%	0 / 0%	0 / 0%	0 / 0%	0 / 0%
N	\$6,365,638	\$930,142 / 14.61%	\$62,388 / 0.98%	\$157,959 / 2.48%	\$412,610 / 6.48%	\$297,185 / 4.67%	0 / 0%	0 / 0%
S	***	\$134,888 / 12.55%	0 / 0%	0 / 0%	\$134,888 / 12.55%	0 / 0%	0 / 0%	0 / 0%
T	\$1,439,792	\$76,972 / 5.35%	\$7,220 / 0.50%	\$17,785 / 1.24%	\$51,669 / 3.59%	\$298 / 0.02%	0 / 0%	0 / 0%
-TC	\$5,520	0 / 0%	0 / 0%	0 / 0%	0 / 0%	0 / 0%	0 / 0%	0 / 0%
	\$7,799,911	\$1,142,002 / 14.64%	\$69,608 / 0.89%	\$175,744 / 2.25%	\$599,167 / 7.68%	\$297,483 / 3.81%	0 / 0%	0 / 0%
734 - LAMAR UNIVERSITY - BEAUMONT - COMMODITY PURCHASING UNADJUSTED GOAL IS 21.1%								
-I	0	0 / 0%	0 / 0%	0 / 0%	0 / 0%	0 / 0%	0 / 0%	0 / 0%
N	\$12,950,123	\$1,324,043 / 10.22%	\$227,216 / 1.75%	\$469,223 / 3.62%	\$553,814 / 4.28%	\$73,790 / 0.57%	0 / 0%	0 / 0%
S	***	\$8,074 / 1.37%	0 / 0%	\$8,074 / 1.37%	0 / 0%	0 / 0%	0 / 0%	0 / 0%
T	\$4,011,254	\$1,473,626 / 36.74%	\$856,566 / 21.35%	\$238,956 / 5.96%	\$368,046 / 9.18%	\$10,058 / 0.25%	0 / 0%	0 / 0%
-TC	\$18,572	0 / 0%	0 / 0%	0 / 0%	0 / 0%	0 / 0%	0 / 0%	0 / 0%
	\$16,942,805	\$2,805,743 / 16.56%	\$1,083,782 / 6.40%	\$716,253 / 4.23%	\$921,861 / 5.44%	\$83,847 / 0.49%	0 / 0%	0 / 0%

*** DOLLARS REPORTED BUT NOT SHOWN IN THESE COLUMNS. T=TREASURY, N=NON-TREASURY, S=SUBCONTRACTOR FUNDS & PROCUREMENT CARD HUB PURCHASES, TC=TERM CONTRACT, I= INTER GOVERNMENTAL PAYMENTS.



TEXAS HISTORICALLY UNDERUTILIZED BUSINESS (HUB) ANNUAL REPORT RECEIVED FOR FISCAL YEAR 2024

SECTION VII - STATE AGENCY EXPENDITURE DATA

RECORD TYPE	TOTAL EXPENDITURE	TOTAL SPENT WITH HUBS AMOUNT / %	BLACK AMOUNT / %	HISPANIC AMOUNT / %	WOMAN AMOUNT / %	ASIAN PACIFIC AMOUNT / %	NATIVE AMERICAN AMOUNT / %	SERVICE-DISABLED VETERAN AMOUNT / %
734 - LAMAR UNIVERSITY - BEAUMONT - Statewide Grand Total Expenditures								
-I	0	0 / 0%	0 / 0%	0 / 0%	0 / 0%	0 / 0%	0 / 0%	0 / 0%
N	\$24,109,870	\$3,568,952 / 14.80%	\$289,604 / 1.20%	\$1,935,943 / 8.03%	\$972,431 / 4.03%	\$370,974 / 1.54%	0 / 0%	0 / 0%
S	***	\$1,518,337 / 11.65%	0 / 0%	\$555,150 / 4.26%	\$467,166 / 3.58%	\$495,032 / 3.80%	\$988 / 0.01%	0 / 0%
T	\$13,029,873	\$4,826,947 / 37.05%	\$863,786 / 6.63%	\$3,493,490 / 26.81%	\$453,974 / 3.48%	\$15,697 / 0.12%	0 / 0%	0 / 0%
-TC	\$24,092	0 / 0%	0 / 0%	0 / 0%	0 / 0%	0 / 0%	0 / 0%	0 / 0%
	\$37,115,652	\$9,914,236 / 26.71%	\$1,153,390 / 3.11%	\$5,984,583 / 16.12%	\$1,893,571 / 5.10%	\$881,704 / 2.38%	\$988 / 0.00%	0 / 0%

*** DOLLARS REPORTED BUT NOT SHOWN IN THESE COLUMNS. T=TREASURY, N=NON-TREASURY, S=SUBCONTRACTOR FUNDS & PROCUREMENT CARD HUB PURCHASES, TC=TERM CONTRACT, I= INTER GOVERNMENTAL PAYMENTS.



TEXAS HISTORICALLY UNDERUTILIZED BUSINESS (HUB) ANNUAL REPORT RECEIVED FOR FISCAL YEAR 2024

SECTION VII - STATE AGENCY EXPENDITURE DATA

RECORD TYPE	TOTAL EXPENDITURE	TOTAL SPENT WITH HUBS AMOUNT / %	BLACK AMOUNT / %	HISPANIC AMOUNT / %	WOMAN AMOUNT / %	ASIAN PACIFIC AMOUNT / %	NATIVE AMERICAN AMOUNT / %	SERVICE-DISABLED VETERAN AMOUNT / %
735 - MIDWESTERN STATE UNIVERSITY - HEAVY CONSTRUCTION UNADJUSTED GOAL IS 11.2%								
-I	\$17,257	0 / 0%	0 / 0%	0 / 0%	0 / 0%	0 / 0%	0 / 0%	0 / 0%
N	\$18,966	0 / 0%	0 / 0%	0 / 0%	0 / 0%	0 / 0%	0 / 0%	0 / 0%
S	***	0 / 0%	0 / 0%	0 / 0%	0 / 0%	0 / 0%	0 / 0%	0 / 0%
T	\$17,257	0 / 0%	0 / 0%	0 / 0%	0 / 0%	0 / 0%	0 / 0%	0 / 0%
-TC	0	0 / 0%	0 / 0%	0 / 0%	0 / 0%	0 / 0%	0 / 0%	0 / 0%
	\$18,966	0 / 0%	0 / 0%	0 / 0%	0 / 0%	0 / 0%	0 / 0%	0 / 0%
735 - MIDWESTERN STATE UNIVERSITY - BUILDING CONSTRUCTION UNADJUSTED GOAL IS 21.1%								
-I	0	0 / 0%	0 / 0%	0 / 0%	0 / 0%	0 / 0%	0 / 0%	0 / 0%
N	\$9,946,866	\$912,146 / 9.17%	0 / 0%	\$36,713 / 0.37%	0 / 0%	0 / 0%	0 / 0%	\$875,433 / 8.80%
S	***	\$1,060,426 / 10.66%	0 / 0%	\$620,130 / 6.23%	\$78,336 / 0.79%	0 / 0%	\$361,960 / 3.64%	0 / 0%
T	\$636	0 / 0%	0 / 0%	0 / 0%	0 / 0%	0 / 0%	0 / 0%	0 / 0%
-TC	0	0 / 0%	0 / 0%	0 / 0%	0 / 0%	0 / 0%	0 / 0%	0 / 0%
	\$9,947,501	\$1,972,572 / 19.83%	0 / 0%	\$656,843 / 6.60%	\$78,336 / 0.79%	0 / 0%	\$361,960 / 3.64%	\$875,433 / 8.80%
735 - MIDWESTERN STATE UNIVERSITY - SPECIAL TRADE UNADJUSTED GOAL IS 32.9%								
-I	0	0 / 0%	0 / 0%	0 / 0%	0 / 0%	0 / 0%	0 / 0%	0 / 0%
N	\$748,222	0 / 0%	0 / 0%	0 / 0%	0 / 0%	0 / 0%	0 / 0%	0 / 0%
S	***	0 / 0%	0 / 0%	0 / 0%	0 / 0%	0 / 0%	0 / 0%	0 / 0%
T	\$625,326	\$87,765 / 14.04%	0 / 0%	0 / 0%	\$87,765 / 14.04%	0 / 0%	0 / 0%	0 / 0%
-TC	0	0 / 0%	0 / 0%	0 / 0%	0 / 0%	0 / 0%	0 / 0%	0 / 0%
	\$1,373,548	\$87,765 / 6.39%	0 / 0%	0 / 0%	\$87,765 / 6.39%	0 / 0%	0 / 0%	0 / 0%

*** DOLLARS REPORTED BUT NOT SHOWN IN THESE COLUMNS. T=TREASURY, N=NON-TREASURY, S=SUBCONTRACTOR FUNDS & PROCUREMENT CARD HUB PURCHASES, TC=TERM CONTRACT, I= INTER GOVERNMENTAL PAYMENTS.



TEXAS HISTORICALLY UNDERUTILIZED BUSINESS (HUB) ANNUAL REPORT RECEIVED FOR FISCAL YEAR 2024

SECTION VII - STATE AGENCY EXPENDITURE DATA

RECORD TYPE	TOTAL EXPENDITURE	TOTAL SPENT WITH HUBS AMOUNT / %	BLACK AMOUNT / %	HISPANIC AMOUNT / %	WOMAN AMOUNT / %	ASIAN PACIFIC AMOUNT / %	NATIVE AMERICAN AMOUNT / %	SERVICE-DISABLED VETERAN AMOUNT / %
735 - MIDWESTERN STATE UNIVERSITY - PROFESSIONAL SERVICES UNADJUSTED GOAL IS 23.7%								
-I	0	0 / 0%	0 / 0%	0 / 0%	0 / 0%	0 / 0%	0 / 0%	0 / 0%
N	\$545,732	0 / 0%	0 / 0%	0 / 0%	0 / 0%	0 / 0%	0 / 0%	0 / 0%
S	***	0 / 0%	0 / 0%	0 / 0%	0 / 0%	0 / 0%	0 / 0%	0 / 0%
T	\$11,417	0 / 0%	0 / 0%	0 / 0%	0 / 0%	0 / 0%	0 / 0%	0 / 0%
-TC	0	0 / 0%	0 / 0%	0 / 0%	0 / 0%	0 / 0%	0 / 0%	0 / 0%
	\$557,148	0 / 0%	0 / 0%	0 / 0%	0 / 0%	0 / 0%	0 / 0%	0 / 0%
735 - MIDWESTERN STATE UNIVERSITY - OTHER SERVICES UNADJUSTED GOAL IS 26%								
-I	\$38,128	0 / 0%	0 / 0%	0 / 0%	0 / 0%	0 / 0%	0 / 0%	0 / 0%
N	\$3,887,455	\$59,757 / 1.54%	0 / 0%	0 / 0%	\$59,757 / 1.54%	0 / 0%	0 / 0%	0 / 0%
S	***	\$92 / 0.00%	0 / 0%	0 / 0%	\$92 / 0.00%	0 / 0%	0 / 0%	0 / 0%
T	\$1,541,365	0 / 0%	0 / 0%	0 / 0%	0 / 0%	0 / 0%	0 / 0%	0 / 0%
-TC	0	0 / 0%	0 / 0%	0 / 0%	0 / 0%	0 / 0%	0 / 0%	0 / 0%
	\$5,390,692	\$59,848 / 1.11%	0 / 0%	0 / 0%	\$59,848 / 1.11%	0 / 0%	0 / 0%	0 / 0%
735 - MIDWESTERN STATE UNIVERSITY - COMMODITY PURCHASING UNADJUSTED GOAL IS 21.1%								
-I	\$69,297	0 / 0%	0 / 0%	0 / 0%	0 / 0%	0 / 0%	0 / 0%	0 / 0%
N	\$4,006,590	\$301,724 / 7.53%	\$142,131 / 3.55%	\$1,563 / 0.04%	\$91,371 / 2.28%	\$66,325 / 1.66%	0 / 0%	\$334 / 0.01%
S	***	\$39,898 / 0.78%	0 / 0%	\$1,944 / 0.04%	\$37,954 / 0.74%	0 / 0%	0 / 0%	0 / 0%
T	\$2,836,818	\$427,559 / 15.07%	\$305,263 / 10.76%	\$6,130 / 0.22%	\$107,240 / 3.78%	\$8,926 / 0.31%	0 / 0%	0 / 0%
-TC	\$58,764	0 / 0%	0 / 0%	0 / 0%	0 / 0%	0 / 0%	0 / 0%	0 / 0%
	\$6,715,347	\$769,181 / 11.45%	\$447,393 / 6.66%	\$9,637 / 0.14%	\$236,565 / 3.52%	\$75,252 / 1.12%	0 / 0%	\$334 / 0.00%

*** DOLLARS REPORTED BUT NOT SHOWN IN THESE COLUMNS. T=TREASURY, N=NON-TREASURY, S=SUBCONTRACTOR FUNDS & PROCUREMENT CARD HUB PURCHASES, TC=TERM CONTRACT, I= INTER GOVERNMENTAL PAYMENTS.



TEXAS HISTORICALLY UNDERUTILIZED BUSINESS (HUB) ANNUAL REPORT RECEIVED FOR FISCAL YEAR 2024

SECTION VII - STATE AGENCY EXPENDITURE DATA

RECORD TYPE	TOTAL EXPENDITURE	TOTAL SPENT WITH HUBS AMOUNT / %	BLACK AMOUNT / %	HISPANIC AMOUNT / %	WOMAN AMOUNT / %	ASIAN PACIFIC AMOUNT / %	NATIVE AMERICAN AMOUNT / %	SERVICE-DISABLED VETERAN AMOUNT / %
735 - MIDWESTERN STATE UNIVERSITY - Statewide Grand Total Expenditures								
-I	\$124,682	0 / 0%	0 / 0%	0 / 0%	0 / 0%	0 / 0%	0 / 0%	0 / 0%
N	\$19,153,829	\$1,273,627 / 6.65%	\$142,131 / 0.74%	\$38,276 / 0.20%	\$151,128 / 0.79%	\$66,325 / 0.35%	0 / 0%	\$875,768 / 4.57%
S	***	\$1,100,416 / 5.46%	0 / 0%	\$622,074 / 3.09%	\$116,382 / 0.58%	0 / 0%	\$361,960 / 1.80%	0 / 0%
T	\$5,032,819	\$515,323 / 10.24%	\$305,263 / 6.07%	\$6,130 / 0.12%	\$195,004 / 3.87%	\$8,926 / 0.18%	0 / 0%	0 / 0%
-TC	\$58,764	0 / 0%	0 / 0%	0 / 0%	0 / 0%	0 / 0%	0 / 0%	0 / 0%
	\$24,003,202	\$2,889,366 / 12.04%	\$447,393 / 1.86%	\$666,479 / 2.78%	\$462,514 / 1.93%	\$75,252 / 0.31%	\$361,960 / 1.51%	\$875,768 / 3.65%

*** DOLLARS REPORTED BUT NOT SHOWN IN THESE COLUMNS. T=TREASURY, N=NON-TREASURY, S=SUBCONTRACTOR FUNDS & PROCUREMENT CARD HUB PURCHASES, TC=TERM CONTRACT, I= INTER GOVERNMENTAL PAYMENTS.



TEXAS HISTORICALLY UNDERUTILIZED BUSINESS (HUB) ANNUAL REPORT RECEIVED FOR FISCAL YEAR 2024

SECTION VII - STATE AGENCY EXPENDITURE DATA

RECORD TYPE	TOTAL EXPENDITURE	TOTAL SPENT WITH HUBS AMOUNT / %	BLACK AMOUNT / %	HISPANIC AMOUNT / %	WOMAN AMOUNT / %	ASIAN PACIFIC AMOUNT / %	NATIVE AMERICAN AMOUNT / %	SERVICE-DISABLED VETERAN AMOUNT / %
737 - ANGELO STATE UNIVERSITY - HEAVY CONSTRUCTION UNADJUSTED GOAL IS 11.2%								
-I	0	0 / 0%	0 / 0%	0 / 0%	0 / 0%	0 / 0%	0 / 0%	0 / 0%
N	\$479,962	0 / 0%	0 / 0%	0 / 0%	0 / 0%	0 / 0%	0 / 0%	0 / 0%
S	***	0 / 0%	0 / 0%	0 / 0%	0 / 0%	0 / 0%	0 / 0%	0 / 0%
T	\$874,261	0 / 0%	0 / 0%	0 / 0%	0 / 0%	0 / 0%	0 / 0%	0 / 0%
-TC	0	0 / 0%	0 / 0%	0 / 0%	0 / 0%	0 / 0%	0 / 0%	0 / 0%
	\$1,354,223	0 / 0%	0 / 0%	0 / 0%	0 / 0%	0 / 0%	0 / 0%	0 / 0%
737 - ANGELO STATE UNIVERSITY - BUILDING CONSTRUCTION UNADJUSTED GOAL IS 21.1%								
-I	0	0 / 0%	0 / 0%	0 / 0%	0 / 0%	0 / 0%	0 / 0%	0 / 0%
N	\$21,389,634	\$538,884 / 2.52%	0 / 0%	\$278,604 / 1.30%	\$260,281 / 1.22%	0 / 0%	0 / 0%	0 / 0%
S	***	\$1,919,705 / 10.06%	0 / 0%	\$814,180 / 4.27%	\$992,661 / 5.20%	0 / 0%	0 / 0%	\$112,864 / 0.59%
T	\$191,552	\$147,792 / 77.15%	0 / 0%	\$147,792 / 77.15%	0 / 0%	0 / 0%	0 / 0%	0 / 0%
-TC	0	0 / 0%	0 / 0%	0 / 0%	0 / 0%	0 / 0%	0 / 0%	0 / 0%
	\$21,581,186	\$2,606,381 / 12.08%	0 / 0%	\$1,240,576 / 5.75%	\$1,252,942 / 5.81%	0 / 0%	0 / 0%	\$112,864 / 0.52%
737 - ANGELO STATE UNIVERSITY - SPECIAL TRADE UNADJUSTED GOAL IS 32.9%								
-I	\$6,575	0 / 0%	0 / 0%	0 / 0%	0 / 0%	0 / 0%	0 / 0%	0 / 0%
N	\$6,595,790	\$470,478 / 7.13%	0 / 0%	\$57,891 / 0.88%	\$412,587 / 6.26%	0 / 0%	0 / 0%	0 / 0%
S	***	\$46,075 / 1.65%	\$1,238 / 0.04%	\$12,920 / 0.46%	\$31,917 / 1.14%	0 / 0%	0 / 0%	0 / 0%
T	\$655,788	\$347,337 / 52.96%	0 / 0%	\$76,026 / 11.59%	\$271,310 / 41.37%	0 / 0%	0 / 0%	0 / 0%
-TC	\$450,968	0 / 0%	0 / 0%	0 / 0%	0 / 0%	0 / 0%	0 / 0%	0 / 0%
	\$6,794,035	\$863,890 / 12.72%	\$1,238 / 0.02%	\$146,838 / 2.16%	\$715,814 / 10.54%	0 / 0%	0 / 0%	0 / 0%

*** DOLLARS REPORTED BUT NOT SHOWN IN THESE COLUMNS. T=TREASURY, N=NON-TREASURY, S=SUBCONTRACTOR FUNDS & PROCUREMENT CARD HUB PURCHASES, TC=TERM CONTRACT, I= INTER GOVERNMENTAL PAYMENTS.



TEXAS HISTORICALLY UNDERUTILIZED BUSINESS (HUB) ANNUAL REPORT RECEIVED FOR FISCAL YEAR 2024

SECTION VII - STATE AGENCY EXPENDITURE DATA

RECORD TYPE	TOTAL EXPENDITURE	TOTAL SPENT WITH HUBS AMOUNT / %	BLACK AMOUNT / %	HISPANIC AMOUNT / %	WOMAN AMOUNT / %	ASIAN PACIFIC AMOUNT / %	NATIVE AMERICAN AMOUNT / %	SERVICE-DISABLED VETERAN AMOUNT / %
737 - ANGELO STATE UNIVERSITY - PROFESSIONAL SERVICES UNADJUSTED GOAL IS 23.7%								
-I	0	0 / 0%	0 / 0%	0 / 0%	0 / 0%	0 / 0%	0 / 0%	0 / 0%
N	\$2,913,907	\$514,868 / 17.67%	0 / 0%	\$414,653 / 14.23%	\$100,215 / 3.44%	0 / 0%	0 / 0%	0 / 0%
S	***	\$1,545,646 / 57.54%	\$65,600 / 2.44%	\$33,583 / 1.25%	\$1,417,513 / 52.77%	\$28,950 / 1.08%	0 / 0%	0 / 0%
T	0	0 / 0%	0 / 0%	0 / 0%	0 / 0%	0 / 0%	0 / 0%	0 / 0%
-TC	0	0 / 0%	0 / 0%	0 / 0%	0 / 0%	0 / 0%	0 / 0%	0 / 0%
	\$2,913,907	\$2,060,514 / 70.71%	\$65,600 / 2.25%	\$448,235 / 15.38%	\$1,517,729 / 52.09%	\$28,950 / 0.99%	0 / 0%	0 / 0%
737 - ANGELO STATE UNIVERSITY - OTHER SERVICES UNADJUSTED GOAL IS 26%								
-I	\$5,973,683	0 / 0%	0 / 0%	0 / 0%	0 / 0%	0 / 0%	0 / 0%	0 / 0%
N	\$8,345,991	\$1,083,180 / 12.98%	\$307,625 / 3.69%	\$78,498 / 0.94%	\$436,364 / 5.23%	\$260,693 / 3.12%	0 / 0%	0 / 0%
S	***	\$260,116 / 4.35%	\$13,500 / 0.23%	\$228,089 / 3.81%	\$1,940 / 0.03%	\$16,587 / 0.28%	0 / 0%	0 / 0%
T	\$8,230,853	\$285,455 / 3.47%	\$128,395 / 1.56%	\$65,706 / 0.80%	\$27,001 / 0.33%	\$64,353 / 0.78%	0 / 0%	0 / 0%
-TC	\$1,254	0 / 0%	0 / 0%	0 / 0%	0 / 0%	0 / 0%	0 / 0%	0 / 0%
	\$10,601,908	\$1,628,751 / 15.36%	\$449,520 / 4.24%	\$372,293 / 3.51%	\$465,305 / 4.39%	\$341,632 / 3.22%	0 / 0%	0 / 0%
737 - ANGELO STATE UNIVERSITY - COMMODITY PURCHASING UNADJUSTED GOAL IS 21.1%								
-I	\$-15,654	0 / 0%	0 / 0%	0 / 0%	0 / 0%	0 / 0%	0 / 0%	0 / 0%
N	\$15,093,104	\$2,838,920 / 18.81%	\$777,024 / 5.15%	\$77,727 / 0.51%	\$1,445,470 / 9.58%	\$538,699 / 3.57%	0 / 0%	0 / 0%
S	***	\$29,441 / 0.31%	\$1,758 / 0.02%	\$1,050 / 0.01%	\$24,710 / 0.26%	\$1,923 / 0.02%	0 / 0%	0 / 0%
T	\$3,783,653	\$1,140,996 / 30.16%	\$692,884 / 18.31%	\$51,600 / 1.36%	\$268,408 / 7.09%	\$128,103 / 3.39%	0 / 0%	0 / 0%
-TC	\$53,028	\$24,170 / 45.58%	0 / 0%	0 / 0%	\$24,170 / 45.58%	0 / 0%	0 / 0%	0 / 0%
	\$18,839,384	\$3,985,186 / 21.15%	\$1,471,667 / 7.81%	\$130,377 / 0.69%	\$1,714,417 / 9.10%	\$668,726 / 3.55%	0 / 0%	0 / 0%

*** DOLLARS REPORTED BUT NOT SHOWN IN THESE COLUMNS. T=TREASURY, N=NON-TREASURY, S=SUBCONTRACTOR FUNDS & PROCUREMENT CARD HUB PURCHASES, TC=TERM CONTRACT, I= INTER GOVERNMENTAL PAYMENTS.



TEXAS HISTORICALLY UNDERUTILIZED BUSINESS (HUB) ANNUAL REPORT RECEIVED FOR FISCAL YEAR 2024

SECTION VII - STATE AGENCY EXPENDITURE DATA

RECORD TYPE	TOTAL EXPENDITURE	TOTAL SPENT WITH HUBS AMOUNT / %	BLACK AMOUNT / %	HISPANIC AMOUNT / %	WOMAN AMOUNT / %	ASIAN PACIFIC AMOUNT / %	NATIVE AMERICAN AMOUNT / %	SERVICE-DISABLED VETERAN AMOUNT / %
737 - ANGELO STATE UNIVERSITY - Statewide Grand Total Expenditures								
-I	\$5,964,603	0 / 0%	0 / 0%	0 / 0%	0 / 0%	0 / 0%	0 / 0%	0 / 0%
N	\$54,818,388	\$5,446,331 / 9.94%	\$1,084,649 / 1.98%	\$907,373 / 1.66%	\$2,654,917 / 4.84%	\$799,392 / 1.46%	0 / 0%	0 / 0%
S	***	\$3,800,983 / 9.48%	\$82,096 / 0.20%	\$1,089,822 / 2.72%	\$2,468,741 / 6.16%	\$47,460 / 0.12%	0 / 0%	\$112,864 / 0.28%
T	\$13,736,108	\$1,921,579 / 13.99%	\$821,279 / 5.98%	\$341,124 / 2.48%	\$566,720 / 4.13%	\$192,456 / 1.40%	0 / 0%	0 / 0%
-TC	\$505,250	\$24,170 / 4.78%	0 / 0%	0 / 0%	\$24,170 / 4.78%	0 / 0%	0 / 0%	0 / 0%
	\$62,084,643	\$11,144,723 / 17.95%	\$1,988,024 / 3.20%	\$2,338,319 / 3.77%	\$5,666,208 / 9.13%	\$1,039,308 / 1.67%	0 / 0%	\$112,864 / 0.18%

*** DOLLARS REPORTED BUT NOT SHOWN IN THESE COLUMNS. T=TREASURY, N=NON-TREASURY, S=SUBCONTRACTOR FUNDS & PROCUREMENT CARD HUB PURCHASES, TC=TERM CONTRACT, I= INTER GOVERNMENTAL PAYMENTS.



TEXAS HISTORICALLY UNDERUTILIZED BUSINESS (HUB) ANNUAL REPORT RECEIVED FOR FISCAL YEAR 2024

SECTION VII - STATE AGENCY EXPENDITURE DATA

RECORD TYPE	TOTAL EXPENDITURE	TOTAL SPENT WITH HUBS AMOUNT / %	BLACK AMOUNT / %	HISPANIC AMOUNT / %	WOMAN AMOUNT / %	ASIAN PACIFIC AMOUNT / %	NATIVE AMERICAN AMOUNT / %	SERVICE-DISABLED VETERAN AMOUNT / %
738 - UNIVERSITY OF TEXAS AT DALLAS - HEAVY CONSTRUCTION UNADJUSTED GOAL IS 11.2%								
-I	0	0 / 0%	0 / 0%	0 / 0%	0 / 0%	0 / 0%	0 / 0%	0 / 0%
N	\$39,001	\$6,265 / 16.06%	0 / 0%	0 / 0%	\$6,265 / 16.06%	0 / 0%	0 / 0%	0 / 0%
S	***	0 / 0%	0 / 0%	0 / 0%	0 / 0%	0 / 0%	0 / 0%	0 / 0%
T	0	0 / 0%	0 / 0%	0 / 0%	0 / 0%	0 / 0%	0 / 0%	0 / 0%
-TC	0	0 / 0%	0 / 0%	0 / 0%	0 / 0%	0 / 0%	0 / 0%	0 / 0%
	\$39,001	\$6,265 / 16.06%	0 / 0%	0 / 0%	\$6,265 / 16.06%	0 / 0%	0 / 0%	0 / 0%

738 - UNIVERSITY OF TEXAS AT DALLAS - BUILDING CONSTRUCTION UNADJUSTED GOAL IS 21.1%								
-I	0	0 / 0%	0 / 0%	0 / 0%	0 / 0%	0 / 0%	0 / 0%	0 / 0%
N	\$25,123,314	\$3,236,225 / 12.88%	\$301,929 / 1.20%	\$633,665 / 2.52%	\$424,886 / 1.69%	\$56,850 / 0.23%	\$1,818,895 / 7.24%	0 / 0%
S	***	\$6,617 / 0.03%	\$6,617 / 0.03%	0 / 0%	0 / 0%	0 / 0%	0 / 0%	0 / 0%
T	0	0 / 0%	0 / 0%	0 / 0%	0 / 0%	0 / 0%	0 / 0%	0 / 0%
-TC	0	0 / 0%	0 / 0%	0 / 0%	0 / 0%	0 / 0%	0 / 0%	0 / 0%
	\$25,123,314	\$3,242,843 / 12.91%	\$308,546 / 1.23%	\$633,665 / 2.52%	\$424,886 / 1.69%	\$56,850 / 0.23%	\$1,818,895 / 7.24%	0 / 0%

738 - UNIVERSITY OF TEXAS AT DALLAS - SPECIAL TRADE UNADJUSTED GOAL IS 32.9%								
-I	0	0 / 0%	0 / 0%	0 / 0%	0 / 0%	0 / 0%	0 / 0%	0 / 0%
N	\$14,898,690	\$4,270,660 / 28.66%	\$1,041,484 / 6.99%	\$557,103 / 3.74%	\$1,383,287 / 9.28%	\$42,858 / 0.29%	\$1,245,927 / 8.36%	0 / 0%
S	***	\$934,997 / 6.28%	0 / 0%	\$187,232 / 1.26%	\$747,765 / 5.02%	0 / 0%	0 / 0%	0 / 0%
T	0	0 / 0%	0 / 0%	0 / 0%	0 / 0%	0 / 0%	0 / 0%	0 / 0%
-TC	0	0 / 0%	0 / 0%	0 / 0%	0 / 0%	0 / 0%	0 / 0%	0 / 0%
	\$14,898,690	\$5,205,656 / 34.94%	\$1,041,484 / 6.99%	\$744,334 / 5.00%	\$2,131,052 / 14.30%	\$42,858 / 0.29%	\$1,245,927 / 8.36%	0 / 0%

*** DOLLARS REPORTED BUT NOT SHOWN IN THESE COLUMNS. T=TREASURY, N=NON-TREASURY, S=SUBCONTRACTOR FUNDS & PROCUREMENT CARD HUB PURCHASES, TC=TERM CONTRACT, I= INTER GOVERNMENTAL PAYMENTS.



TEXAS HISTORICALLY UNDERUTILIZED BUSINESS (HUB) ANNUAL REPORT RECEIVED FOR FISCAL YEAR 2024

SECTION VII - STATE AGENCY EXPENDITURE DATA

RECORD TYPE	TOTAL EXPENDITURE	TOTAL SPENT WITH HUBS AMOUNT / %	BLACK AMOUNT / %	HISPANIC AMOUNT / %	WOMAN AMOUNT / %	ASIAN PACIFIC AMOUNT / %	NATIVE AMERICAN AMOUNT / %	SERVICE-DISABLED VETERAN AMOUNT / %
738 - UNIVERSITY OF TEXAS AT DALLAS - PROFESSIONAL SERVICES UNADJUSTED GOAL IS 23.7%								
-I	0	0 / 0%	0 / 0%	0 / 0%	0 / 0%	0 / 0%	0 / 0%	0 / 0%
N	\$49,422	\$20,000 / 40.47%	0 / 0%	\$20,000 / 40.47%	0 / 0%	0 / 0%	0 / 0%	0 / 0%
S	***	0 / 0%	0 / 0%	0 / 0%	0 / 0%	0 / 0%	0 / 0%	0 / 0%
T	0	0 / 0%	0 / 0%	0 / 0%	0 / 0%	0 / 0%	0 / 0%	0 / 0%
-TC	0	0 / 0%	0 / 0%	0 / 0%	0 / 0%	0 / 0%	0 / 0%	0 / 0%
	\$49,422	\$20,000 / 40.47%	0 / 0%	\$20,000 / 40.47%	0 / 0%	0 / 0%	0 / 0%	0 / 0%

738 - UNIVERSITY OF TEXAS AT DALLAS - OTHER SERVICES UNADJUSTED GOAL IS 26%								
-I	0	0 / 0%	0 / 0%	0 / 0%	0 / 0%	0 / 0%	0 / 0%	0 / 0%
N	\$46,141,121	\$7,826,834 / 16.96%	\$343,303 / 0.74%	\$596,317 / 1.29%	\$5,796,240 / 12.56%	\$1,015,338 / 2.20%	\$75,637 / 0.16%	0 / 0%
S	***	\$23,677 / 0.11%	\$1,750 / 0.01%	0 / 0%	\$21,927 / 0.10%	0 / 0%	0 / 0%	0 / 0%
T	0	0 / 0%	0 / 0%	0 / 0%	0 / 0%	0 / 0%	0 / 0%	0 / 0%
-TC	0	0 / 0%	0 / 0%	0 / 0%	0 / 0%	0 / 0%	0 / 0%	0 / 0%
	\$46,141,121	\$7,850,511 / 17.01%	\$345,053 / 0.75%	\$596,317 / 1.29%	\$5,818,167 / 12.61%	\$1,015,338 / 2.20%	\$75,637 / 0.16%	0 / 0%

738 - UNIVERSITY OF TEXAS AT DALLAS - COMMODITY PURCHASING UNADJUSTED GOAL IS 21.1%								
-I	0	0 / 0%	0 / 0%	0 / 0%	0 / 0%	0 / 0%	0 / 0%	0 / 0%
N	\$55,646,182	\$16,244,670 / 29.19%	\$7,206,014 / 12.95%	\$4,619,892 / 8.30%	\$2,866,385 / 5.15%	\$1,509,006 / 2.71%	\$43,373 / 0.08%	0 / 0%
S	***	\$100,447 / 0.53%	\$0 / 0.00%	\$3,381 / 0.02%	\$94,864 / 0.50%	\$2,203 / 0.01%	0 / 0%	0 / 0%
T	0	0 / 0%	0 / 0%	0 / 0%	0 / 0%	0 / 0%	0 / 0%	0 / 0%
-TC	0	0 / 0%	0 / 0%	0 / 0%	0 / 0%	0 / 0%	0 / 0%	0 / 0%
	\$55,646,182	\$16,345,117 / 29.37%	\$7,206,014 / 12.95%	\$4,623,273 / 8.31%	\$2,961,248 / 5.32%	\$1,511,209 / 2.72%	\$43,373 / 0.08%	0 / 0%

*** DOLLARS REPORTED BUT NOT SHOWN IN THESE COLUMNS. T=TREASURY, N=NON-TREASURY, S=SUBCONTRACTOR FUNDS & PROCUREMENT CARD HUB PURCHASES, TC=TERM CONTRACT, I= INTER GOVERNMENTAL PAYMENTS.



TEXAS HISTORICALLY UNDERUTILIZED BUSINESS (HUB) ANNUAL REPORT RECEIVED FOR FISCAL YEAR 2024

SECTION VII - STATE AGENCY EXPENDITURE DATA

RECORD TYPE	TOTAL EXPENDITURE	TOTAL SPENT WITH HUBS AMOUNT / %	BLACK AMOUNT / %	HISPANIC AMOUNT / %	WOMAN AMOUNT / %	ASIAN PACIFIC AMOUNT / %	NATIVE AMERICAN AMOUNT / %	SERVICE-DISABLED VETERAN AMOUNT / %
738 - UNIVERSITY OF TEXAS AT DALLAS - Statewide Grand Total Expenditures								
-I	0	0 / 0%	0 / 0%	0 / 0%	0 / 0%	0 / 0%	0 / 0%	0 / 0%
N	\$141,897,729	\$31,604,654 / 22.27%	\$8,892,730 / 6.27%	\$6,426,977 / 4.53%	\$10,477,063 / 7.38%	\$2,624,052 / 1.85%	\$3,183,832 / 2.24%	0 / 0%
S	***	\$1,065,739 / 1.33%	\$8,367 / 0.01%	\$190,613 / 0.24%	\$864,556 / 1.08%	\$2,203 / 0.00%	0 / 0%	0 / 0%
T	0	0 / 0%	0 / 0%	0 / 0%	0 / 0%	0 / 0%	0 / 0%	0 / 0%
-TC	0	0 / 0%	0 / 0%	0 / 0%	0 / 0%	0 / 0%	0 / 0%	0 / 0%
	\$141,897,729	\$32,670,392 / 23.02%	\$8,901,098 / 6.27%	\$6,617,589 / 4.66%	\$11,341,619 / 7.99%	\$2,626,254 / 1.85%	\$3,183,832 / 2.24%	0 / 0%

*** DOLLARS REPORTED BUT NOT SHOWN IN THESE COLUMNS. T=TREASURY, N=NON-TREASURY, S=SUBCONTRACTOR FUNDS & PROCUREMENT CARD HUB PURCHASES, TC=TERM CONTRACT, I= INTER GOVERNMENTAL PAYMENTS.



TEXAS HISTORICALLY UNDERUTILIZED BUSINESS (HUB) ANNUAL REPORT RECEIVED FOR FISCAL YEAR 2024

SECTION VII - STATE AGENCY EXPENDITURE DATA

RECORD TYPE	TOTAL EXPENDITURE	TOTAL SPENT WITH HUBS AMOUNT / %	BLACK AMOUNT / %	HISPANIC AMOUNT / %	WOMAN AMOUNT / %	ASIAN PACIFIC AMOUNT / %	NATIVE AMERICAN AMOUNT / %	SERVICE-DISABLED VETERAN AMOUNT / %
739 - TX TECH UNIV HEALTH SCIENCES CENTER - HEAVY CONSTRUCTION UNADJUSTED GOAL IS 11.2%								
-I	0	0 / 0%	0 / 0%	0 / 0%	0 / 0%	0 / 0%	0 / 0%	0 / 0%
N	0	0 / 0%	0 / 0%	0 / 0%	0 / 0%	0 / 0%	0 / 0%	0 / 0%
S	***	0 / 0%	0 / 0%	0 / 0%	0 / 0%	0 / 0%	0 / 0%	0 / 0%
T	0	0 / 0%	0 / 0%	0 / 0%	0 / 0%	0 / 0%	0 / 0%	0 / 0%
-TC	0	0 / 0%	0 / 0%	0 / 0%	0 / 0%	0 / 0%	0 / 0%	0 / 0%
	0	0 / 0%	0 / 0%	0 / 0%	0 / 0%	0 / 0%	0 / 0%	0 / 0%

739 - TX TECH UNIV HEALTH SCIENCES CENTER - BUILDING CONSTRUCTION UNADJUSTED GOAL IS 21.1%								
-I	0	0 / 0%	0 / 0%	0 / 0%	0 / 0%	0 / 0%	0 / 0%	0 / 0%
N	\$3,987,830	\$447,604 / 11.22%	0 / 0%	0 / 0%	\$447,604 / 11.22%	0 / 0%	0 / 0%	0 / 0%
S	***	\$1,041,001 / 12.99%	\$118,701 / 1.48%	\$87,269 / 1.09%	\$835,031 / 10.42%	0 / 0%	0 / 0%	0 / 0%
T	\$4,162,755	0 / 0%	0 / 0%	0 / 0%	0 / 0%	0 / 0%	0 / 0%	0 / 0%
-TC	0	0 / 0%	0 / 0%	0 / 0%	0 / 0%	0 / 0%	0 / 0%	0 / 0%
	\$8,150,585	\$1,488,605 / 18.26%	\$118,701 / 1.46%	\$87,269 / 1.07%	\$1,282,635 / 15.74%	0 / 0%	0 / 0%	0 / 0%

739 - TX TECH UNIV HEALTH SCIENCES CENTER - SPECIAL TRADE UNADJUSTED GOAL IS 32.9%								
-I	0	0 / 0%	0 / 0%	0 / 0%	0 / 0%	0 / 0%	0 / 0%	0 / 0%
N	\$7,041,288	\$2,088,074 / 29.65%	\$26,662 / 0.38%	\$117,568 / 1.67%	\$1,916,629 / 27.22%	0 / 0%	\$27,215 / 0.39%	0 / 0%
S	***	\$92 / 0.00%	0 / 0%	0 / 0%	\$92 / 0.00%	0 / 0%	0 / 0%	0 / 0%
T	\$7,314,118	\$2,719,772 / 37.19%	0 / 0%	\$25,944 / 0.35%	\$2,693,828 / 36.83%	0 / 0%	0 / 0%	0 / 0%
-TC	0	0 / 0%	0 / 0%	0 / 0%	0 / 0%	0 / 0%	0 / 0%	0 / 0%
	\$14,355,406	\$4,807,939 / 33.49%	\$26,662 / 0.19%	\$143,512 / 1.00%	\$4,610,549 / 32.12%	0 / 0%	\$27,215 / 0.19%	0 / 0%

*** DOLLARS REPORTED BUT NOT SHOWN IN THESE COLUMNS. T=TREASURY, N=NON-TREASURY, S=SUBCONTRACTOR FUNDS & PROCUREMENT CARD HUB PURCHASES, TC=TERM CONTRACT, I= INTER GOVERNMENTAL PAYMENTS.



TEXAS HISTORICALLY UNDERUTILIZED BUSINESS (HUB) ANNUAL REPORT RECEIVED FOR FISCAL YEAR 2024

SECTION VII - STATE AGENCY EXPENDITURE DATA

RECORD TYPE	TOTAL EXPENDITURE	TOTAL SPENT WITH HUBS AMOUNT / %	BLACK AMOUNT / %	HISPANIC AMOUNT / %	WOMAN AMOUNT / %	ASIAN PACIFIC AMOUNT / %	NATIVE AMERICAN AMOUNT / %	SERVICE-DISABLED VETERAN AMOUNT / %
739 - TX TECH UNIV HEALTH SCIENCES CENTER - PROFESSIONAL SERVICES UNADJUSTED GOAL IS 23.7%								
-I	0	0 / 0%	0 / 0%	0 / 0%	0 / 0%	0 / 0%	0 / 0%	0 / 0%
N	\$9,266,611	\$67,527 / 0.73%	\$49,350 / 0.53%	0 / 0%	\$6,000 / 0.06%	\$12,177 / 0.13%	0 / 0%	0 / 0%
S	***	0 / 0%	0 / 0%	0 / 0%	0 / 0%	0 / 0%	0 / 0%	0 / 0%
T	\$1,055,465	\$4,000 / 0.38%	0 / 0%	0 / 0%	\$4,000 / 0.38%	0 / 0%	0 / 0%	0 / 0%
-TC	0	0 / 0%	0 / 0%	0 / 0%	0 / 0%	0 / 0%	0 / 0%	0 / 0%
	\$10,322,076	\$71,527 / 0.69%	\$49,350 / 0.48%	0 / 0%	\$10,000 / 0.10%	\$12,177 / 0.12%	0 / 0%	0 / 0%
739 - TX TECH UNIV HEALTH SCIENCES CENTER - OTHER SERVICES UNADJUSTED GOAL IS 26%								
-I	\$21,030	0 / 0%	0 / 0%	0 / 0%	0 / 0%	0 / 0%	0 / 0%	0 / 0%
N	\$31,200,645	\$1,255,598 / 4.02%	\$159,024 / 0.51%	\$216,031 / 0.69%	\$673,402 / 2.16%	\$205,310 / 0.66%	\$1,832 / 0.01%	0 / 0%
S	***	\$224,608 / 4.85%	\$201,625 / 4.36%	\$641 / 0.01%	\$22,342 / 0.48%	0 / 0%	0 / 0%	0 / 0%
T	\$8,187,661	\$2,025,700 / 24.74%	\$980,179 / 11.97%	\$250,222 / 3.06%	\$752,212 / 9.19%	\$43,087 / 0.53%	0 / 0%	0 / 0%
-TC	0	0 / 0%	0 / 0%	0 / 0%	0 / 0%	0 / 0%	0 / 0%	0 / 0%
	\$39,367,275	\$3,505,906 / 8.91%	\$1,340,829 / 3.41%	\$466,894 / 1.19%	\$1,447,955 / 3.68%	\$248,397 / 0.63%	\$1,832 / 0.00%	0 / 0%
739 - TX TECH UNIV HEALTH SCIENCES CENTER - COMMODITY PURCHASING UNADJUSTED GOAL IS 21.1%								
-I	0	0 / 0%	0 / 0%	0 / 0%	0 / 0%	0 / 0%	0 / 0%	0 / 0%
N	\$53,966,439	\$13,054,909 / 24.19%	\$9,620,753 / 17.83%	\$1,762,446 / 3.27%	\$1,350,106 / 2.50%	\$321,605 / 0.60%	0 / 0%	0 / 0%
S	***	\$2,902 / 0.01%	0 / 0%	0 / 0%	\$2,902 / 0.01%	0 / 0%	0 / 0%	0 / 0%
T	\$11,545,961	\$6,810,156 / 58.98%	\$3,881,545 / 33.62%	\$483,011 / 4.18%	\$2,076,577 / 17.99%	\$369,023 / 3.20%	0 / 0%	0 / 0%
-TC	0	0 / 0%	0 / 0%	0 / 0%	0 / 0%	0 / 0%	0 / 0%	0 / 0%
	\$65,512,401	\$19,867,968 / 30.33%	\$13,502,298 / 20.61%	\$2,245,457 / 3.43%	\$3,429,585 / 5.24%	\$690,628 / 1.05%	0 / 0%	0 / 0%

*** DOLLARS REPORTED BUT NOT SHOWN IN THESE COLUMNS. T=TREASURY, N=NON-TREASURY, S=SUBCONTRACTOR FUNDS & PROCUREMENT CARD HUB PURCHASES, TC=TERM CONTRACT, I= INTER GOVERNMENTAL PAYMENTS.



TEXAS HISTORICALLY UNDERUTILIZED BUSINESS (HUB) ANNUAL REPORT RECEIVED FOR FISCAL YEAR 2024

SECTION VII - STATE AGENCY EXPENDITURE DATA

RECORD TYPE	TOTAL EXPENDITURE	TOTAL SPENT WITH HUBS AMOUNT / %	BLACK AMOUNT / %	HISPANIC AMOUNT / %	WOMAN AMOUNT / %	ASIAN PACIFIC AMOUNT / %	NATIVE AMERICAN AMOUNT / %	SERVICE-DISABLED VETERAN AMOUNT / %
739 - TX TECH UNIV HEALTH SCIENCES CENTER - Statewide Grand Total Expenditures								
-I	\$21,030	0 / 0%	0 / 0%	0 / 0%	0 / 0%	0 / 0%	0 / 0%	0 / 0%
N	\$105,462,813	\$16,913,713 / 16.04%	\$9,855,789 / 9.35%	\$2,096,044 / 1.99%	\$4,393,740 / 4.17%	\$539,092 / 0.51%	\$29,047 / 0.03%	0 / 0%
S	***	\$1,268,604 / 2.98%	\$320,326 / 0.75%	\$87,911 / 0.21%	\$860,367 / 2.02%	0 / 0%	0 / 0%	0 / 0%
T	\$32,265,960	\$11,559,629 / 35.83%	\$4,861,724 / 15.07%	\$759,177 / 2.35%	\$5,526,617 / 17.13%	\$412,110 / 1.28%	0 / 0%	0 / 0%
-TC	0	0 / 0%	0 / 0%	0 / 0%	0 / 0%	0 / 0%	0 / 0%	0 / 0%
	\$137,707,743	\$29,741,945 / 21.60%	\$15,037,839 / 10.92%	\$2,943,132 / 2.14%	\$10,780,725 / 7.83%	\$951,202 / 0.69%	\$29,047 / 0.02%	0 / 0%

*** DOLLARS REPORTED BUT NOT SHOWN IN THESE COLUMNS. T=TREASURY, N=NON-TREASURY, S=SUBCONTRACTOR FUNDS & PROCUREMENT CARD HUB PURCHASES, TC=TERM CONTRACT, I= INTER GOVERNMENTAL PAYMENTS.



TEXAS HISTORICALLY UNDERUTILIZED BUSINESS (HUB) ANNUAL REPORT RECEIVED FOR FISCAL YEAR 2024

SECTION VII - STATE AGENCY EXPENDITURE DATA

RECORD TYPE	TOTAL EXPENDITURE	TOTAL SPENT WITH HUBS AMOUNT / %	BLACK AMOUNT / %	HISPANIC AMOUNT / %	WOMAN AMOUNT / %	ASIAN PACIFIC AMOUNT / %	NATIVE AMERICAN AMOUNT / %	SERVICE-DISABLED VETERAN AMOUNT / %
742 - UNIV OF TEX OF THE PERMIAN BASIN - HEAVY CONSTRUCTION UNADJUSTED GOAL IS 11.2%								
-I	0	0 / 0%	0 / 0%	0 / 0%	0 / 0%	0 / 0%	0 / 0%	0 / 0%
N	0	0 / 0%	0 / 0%	0 / 0%	0 / 0%	0 / 0%	0 / 0%	0 / 0%
S	***	0 / 0%	0 / 0%	0 / 0%	0 / 0%	0 / 0%	0 / 0%	0 / 0%
T	0	0 / 0%	0 / 0%	0 / 0%	0 / 0%	0 / 0%	0 / 0%	0 / 0%
-TC	0	0 / 0%	0 / 0%	0 / 0%	0 / 0%	0 / 0%	0 / 0%	0 / 0%
	0	0 / 0%	0 / 0%	0 / 0%	0 / 0%	0 / 0%	0 / 0%	0 / 0%
742 - UNIV OF TEX OF THE PERMIAN BASIN - BUILDING CONSTRUCTION UNADJUSTED GOAL IS 21.1%								
-I	0	0 / 0%	0 / 0%	0 / 0%	0 / 0%	0 / 0%	0 / 0%	0 / 0%
N	\$62,514	0 / 0%	0 / 0%	0 / 0%	0 / 0%	0 / 0%	0 / 0%	0 / 0%
S	***	0 / 0%	0 / 0%	0 / 0%	0 / 0%	0 / 0%	0 / 0%	0 / 0%
T	0	0 / 0%	0 / 0%	0 / 0%	0 / 0%	0 / 0%	0 / 0%	0 / 0%
-TC	0	0 / 0%	0 / 0%	0 / 0%	0 / 0%	0 / 0%	0 / 0%	0 / 0%
	\$62,514	0 / 0%	0 / 0%	0 / 0%	0 / 0%	0 / 0%	0 / 0%	0 / 0%
742 - UNIV OF TEX OF THE PERMIAN BASIN - SPECIAL TRADE UNADJUSTED GOAL IS 32.9%								
-I	0	0 / 0%	0 / 0%	0 / 0%	0 / 0%	0 / 0%	0 / 0%	0 / 0%
N	\$7,776,482	\$825,070 / 10.61%	0 / 0%	\$410,329 / 5.28%	\$2,650 / 0.03%	0 / 0%	\$406,842 / 5.23%	\$5,250 / 0.07%
S	***	0 / 0%	0 / 0%	0 / 0%	0 / 0%	0 / 0%	0 / 0%	0 / 0%
T	0	0 / 0%	0 / 0%	0 / 0%	0 / 0%	0 / 0%	0 / 0%	0 / 0%
-TC	0	0 / 0%	0 / 0%	0 / 0%	0 / 0%	0 / 0%	0 / 0%	0 / 0%
	\$7,776,482	\$825,070 / 10.61%	0 / 0%	\$410,329 / 5.28%	\$2,650 / 0.03%	0 / 0%	\$406,842 / 5.23%	\$5,250 / 0.07%

*** DOLLARS REPORTED BUT NOT SHOWN IN THESE COLUMNS. T=TREASURY, N=NON-TREASURY, S=SUBCONTRACTOR FUNDS & PROCUREMENT CARD HUB PURCHASES, TC=TERM CONTRACT, I= INTER GOVERNMENTAL PAYMENTS.



TEXAS HISTORICALLY UNDERUTILIZED BUSINESS (HUB) ANNUAL REPORT RECEIVED FOR FISCAL YEAR 2024

SECTION VII - STATE AGENCY EXPENDITURE DATA

RECORD TYPE	TOTAL EXPENDITURE	TOTAL SPENT WITH HUBS AMOUNT / %	BLACK AMOUNT / %	HISPANIC AMOUNT / %	WOMAN AMOUNT / %	ASIAN PACIFIC AMOUNT / %	NATIVE AMERICAN AMOUNT / %	SERVICE-DISABLED VETERAN AMOUNT / %
742 - UNIV OF TEX OF THE PERMIAN BASIN - PROFESSIONAL SERVICES UNADJUSTED GOAL IS 23.7%								
-I	0	0 / 0%	0 / 0%	0 / 0%	0 / 0%	0 / 0%	0 / 0%	0 / 0%
N	\$521,101	0 / 0%	0 / 0%	0 / 0%	0 / 0%	0 / 0%	0 / 0%	0 / 0%
S	***	0 / 0%	0 / 0%	0 / 0%	0 / 0%	0 / 0%	0 / 0%	0 / 0%
T	0	0 / 0%	0 / 0%	0 / 0%	0 / 0%	0 / 0%	0 / 0%	0 / 0%
-TC	0	0 / 0%	0 / 0%	0 / 0%	0 / 0%	0 / 0%	0 / 0%	0 / 0%
	\$521,101	0 / 0%	0 / 0%	0 / 0%	0 / 0%	0 / 0%	0 / 0%	0 / 0%
742 - UNIV OF TEX OF THE PERMIAN BASIN - OTHER SERVICES UNADJUSTED GOAL IS 26%								
-I	0	0 / 0%	0 / 0%	0 / 0%	0 / 0%	0 / 0%	0 / 0%	0 / 0%
N	\$13,378,816	\$1,405,917 / 10.51%	0 / 0%	\$1,378,155 / 10.30%	\$3,584 / 0.03%	0 / 0%	\$24,178 / 0.18%	0 / 0%
S	***	0 / 0%	0 / 0%	0 / 0%	0 / 0%	0 / 0%	0 / 0%	0 / 0%
T	0	0 / 0%	0 / 0%	0 / 0%	0 / 0%	0 / 0%	0 / 0%	0 / 0%
-TC	0	0 / 0%	0 / 0%	0 / 0%	0 / 0%	0 / 0%	0 / 0%	0 / 0%
	\$13,378,816	\$1,405,917 / 10.51%	0 / 0%	\$1,378,155 / 10.30%	\$3,584 / 0.03%	0 / 0%	\$24,178 / 0.18%	0 / 0%
742 - UNIV OF TEX OF THE PERMIAN BASIN - COMMODITY PURCHASING UNADJUSTED GOAL IS 21.1%								
-I	0	0 / 0%	0 / 0%	0 / 0%	0 / 0%	0 / 0%	0 / 0%	0 / 0%
N	\$5,836,038	\$760,905 / 13.04%	\$231,013 / 3.96%	\$252,303 / 4.32%	\$84,700 / 1.45%	\$3,176 / 0.05%	\$189,713 / 3.25%	0 / 0%
S	***	\$4,067 / 0.09%	0 / 0%	0 / 0%	\$4,067 / 0.09%	0 / 0%	0 / 0%	0 / 0%
T	0	0 / 0%	0 / 0%	0 / 0%	0 / 0%	0 / 0%	0 / 0%	0 / 0%
-TC	0	0 / 0%	0 / 0%	0 / 0%	0 / 0%	0 / 0%	0 / 0%	0 / 0%
	\$5,836,038	\$764,971 / 13.11%	\$231,013 / 3.96%	\$252,303 / 4.32%	\$88,767 / 1.52%	\$3,176 / 0.05%	\$189,713 / 3.25%	0 / 0%

*** DOLLARS REPORTED BUT NOT SHOWN IN THESE COLUMNS. T=TREASURY, N=NON-TREASURY, S=SUBCONTRACTOR FUNDS & PROCUREMENT CARD HUB PURCHASES, TC=TERM CONTRACT, I= INTER GOVERNMENTAL PAYMENTS.



TEXAS HISTORICALLY UNDERUTILIZED BUSINESS (HUB) ANNUAL REPORT RECEIVED FOR FISCAL YEAR 2024

SECTION VII - STATE AGENCY EXPENDITURE DATA

RECORD TYPE	TOTAL EXPENDITURE	TOTAL SPENT WITH HUBS AMOUNT / %	BLACK AMOUNT / %	HISPANIC AMOUNT / %	WOMAN AMOUNT / %	ASIAN PACIFIC AMOUNT / %	NATIVE AMERICAN AMOUNT / %	SERVICE-DISABLED VETERAN AMOUNT / %
742 - UNIV OF TEX OF THE PERMIAN BASIN - Statewide Grand Total Expenditures								
-I	0	0 / 0%	0 / 0%	0 / 0%	0 / 0%	0 / 0%	0 / 0%	0 / 0%
N	\$27,574,951	\$2,991,892 / 10.85%	\$231,013 / 0.84%	\$2,040,786 / 7.40%	\$90,934 / 0.33%	\$3,176 / 0.01%	\$620,732 / 2.25%	\$5,250 / 0.02%
S	***	\$4,067 / 0.03%	0 / 0%	0 / 0%	\$4,067 / 0.03%	0 / 0%	0 / 0%	0 / 0%
T	0	0 / 0%	0 / 0%	0 / 0%	0 / 0%	0 / 0%	0 / 0%	0 / 0%
-TC	0	0 / 0%	0 / 0%	0 / 0%	0 / 0%	0 / 0%	0 / 0%	0 / 0%
	\$27,574,951	\$2,995,958 / 10.86%	\$231,013 / 0.84%	\$2,040,786 / 7.40%	\$95,001 / 0.34%	\$3,176 / 0.01%	\$620,732 / 2.25%	\$5,250 / 0.02%

*** DOLLARS REPORTED BUT NOT SHOWN IN THESE COLUMNS. T=TREASURY, N=NON-TREASURY, S=SUBCONTRACTOR FUNDS & PROCUREMENT CARD HUB PURCHASES, TC=TERM CONTRACT, I= INTER GOVERNMENTAL PAYMENTS.



TEXAS HISTORICALLY UNDERUTILIZED BUSINESS (HUB) ANNUAL REPORT RECEIVED FOR FISCAL YEAR 2024

SECTION VII - STATE AGENCY EXPENDITURE DATA

RECORD TYPE	TOTAL EXPENDITURE	TOTAL SPENT WITH HUBS AMOUNT / %	BLACK AMOUNT / %	HISPANIC AMOUNT / %	WOMAN AMOUNT / %	ASIAN PACIFIC AMOUNT / %	NATIVE AMERICAN AMOUNT / %	SERVICE-DISABLED VETERAN AMOUNT / %
743 - UNIVERSITY OF TEXAS AT SAN ANTONIO - HEAVY CONSTRUCTION UNADJUSTED GOAL IS 11.2%								
-I	0	0 / 0%	0 / 0%	0 / 0%	0 / 0%	0 / 0%	0 / 0%	0 / 0%
N	\$1,607,196	\$539,710 / 33.58%	0 / 0%	\$4,844 / 0.30%	\$534,866 / 33.28%	0 / 0%	0 / 0%	0 / 0%
S	***	0 / 0%	0 / 0%	0 / 0%	0 / 0%	0 / 0%	0 / 0%	0 / 0%
T	0	0 / 0%	0 / 0%	0 / 0%	0 / 0%	0 / 0%	0 / 0%	0 / 0%
-TC	0	0 / 0%	0 / 0%	0 / 0%	0 / 0%	0 / 0%	0 / 0%	0 / 0%
	\$1,607,196	\$539,710 / 33.58%	0 / 0%	\$4,844 / 0.30%	\$534,866 / 33.28%	0 / 0%	0 / 0%	0 / 0%
743 - UNIVERSITY OF TEXAS AT SAN ANTONIO - BUILDING CONSTRUCTION UNADJUSTED GOAL IS 21.1%								
-I	0	0 / 0%	0 / 0%	0 / 0%	0 / 0%	0 / 0%	0 / 0%	0 / 0%
N	\$47,035,304	\$1,607,109 / 3.42%	0 / 0%	\$154,651 / 0.33%	\$1,070,728 / 2.28%	\$256,192 / 0.54%	0 / 0%	\$125,538 / 0.27%
S	***	\$4,515,131 / 9.62%	0 / 0%	\$3,322,213 / 7.08%	\$1,192,918 / 2.54%	0 / 0%	0 / 0%	0 / 0%
T	0	0 / 0%	0 / 0%	0 / 0%	0 / 0%	0 / 0%	0 / 0%	0 / 0%
-TC	0	0 / 0%	0 / 0%	0 / 0%	0 / 0%	0 / 0%	0 / 0%	0 / 0%
	\$47,035,304	\$6,122,240 / 13.02%	0 / 0%	\$3,476,864 / 7.39%	\$2,263,646 / 4.81%	\$256,192 / 0.54%	0 / 0%	\$125,538 / 0.27%
743 - UNIVERSITY OF TEXAS AT SAN ANTONIO - SPECIAL TRADE UNADJUSTED GOAL IS 32.9%								
-I	0	0 / 0%	0 / 0%	0 / 0%	0 / 0%	0 / 0%	0 / 0%	0 / 0%
N	\$21,434,359	\$5,635,357 / 26.29%	0 / 0%	\$5,278,610 / 24.63%	\$356,746 / 1.66%	0 / 0%	0 / 0%	0 / 0%
S	***	\$4,707,287 / 25.65%	0 / 0%	\$4,322,909 / 23.56%	\$384,378 / 2.09%	0 / 0%	0 / 0%	0 / 0%
T	0	0 / 0%	0 / 0%	0 / 0%	0 / 0%	0 / 0%	0 / 0%	0 / 0%
-TC	0	0 / 0%	0 / 0%	0 / 0%	0 / 0%	0 / 0%	0 / 0%	0 / 0%
	\$21,434,359	\$10,342,644 / 48.25%	0 / 0%	\$9,601,520 / 44.79%	\$741,124 / 3.46%	0 / 0%	0 / 0%	0 / 0%

*** DOLLARS REPORTED BUT NOT SHOWN IN THESE COLUMNS. T=TREASURY, N=NON-TREASURY, S=SUBCONTRACTOR FUNDS & PROCUREMENT CARD HUB PURCHASES, TC=TERM CONTRACT, I= INTER GOVERNMENTAL PAYMENTS.



TEXAS HISTORICALLY UNDERUTILIZED BUSINESS (HUB) ANNUAL REPORT RECEIVED FOR FISCAL YEAR 2024

SECTION VII - STATE AGENCY EXPENDITURE DATA

RECORD TYPE	TOTAL EXPENDITURE	TOTAL SPENT WITH HUBS AMOUNT / %	BLACK AMOUNT / %	HISPANIC AMOUNT / %	WOMAN AMOUNT / %	ASIAN PACIFIC AMOUNT / %	NATIVE AMERICAN AMOUNT / %	SERVICE-DISABLED VETERAN AMOUNT / %
743 - UNIVERSITY OF TEXAS AT SAN ANTONIO - PROFESSIONAL SERVICES UNADJUSTED GOAL IS 23.7%								
-I	0	0 / 0%	0 / 0%	0 / 0%	0 / 0%	0 / 0%	0 / 0%	0 / 0%
N	\$8,524,687	\$1,394,594 / 16.36%	\$120,985 / 1.42%	\$919,625 / 10.79%	\$353,984 / 4.15%	0 / 0%	0 / 0%	0 / 0%
S	***	\$2,734,972 / 32.47%	0 / 0%	\$751,399 / 8.92%	\$459,825 / 5.46%	\$621,539 / 7.38%	\$761,877 / 9.04%	\$140,332 / 1.67%
T	0	0 / 0%	0 / 0%	0 / 0%	0 / 0%	0 / 0%	0 / 0%	0 / 0%
-TC	0	0 / 0%	0 / 0%	0 / 0%	0 / 0%	0 / 0%	0 / 0%	0 / 0%
	\$8,524,687	\$4,129,565 / 48.44%	\$120,985 / 1.42%	\$1,671,024 / 19.60%	\$813,809 / 9.55%	\$621,539 / 7.29%	\$761,877 / 8.94%	\$140,332 / 1.65%

743 - UNIVERSITY OF TEXAS AT SAN ANTONIO - OTHER SERVICES UNADJUSTED GOAL IS 26%								
-I	0	0 / 0%	0 / 0%	0 / 0%	0 / 0%	0 / 0%	0 / 0%	0 / 0%
N	\$25,072,297	\$9,743,536 / 38.86%	\$289,759 / 1.16%	\$1,201,911 / 4.79%	\$7,400,107 / 29.52%	\$729,051 / 2.91%	\$99,723 / 0.40%	\$22,985 / 0.09%
S	***	\$35,857 / 0.80%	0 / 0%	\$2,952 / 0.07%	\$165 / 0.00%	\$32,740 / 0.73%	0 / 0%	0 / 0%
T	0	0 / 0%	0 / 0%	0 / 0%	0 / 0%	0 / 0%	0 / 0%	0 / 0%
-TC	0	0 / 0%	0 / 0%	0 / 0%	0 / 0%	0 / 0%	0 / 0%	0 / 0%
	\$25,072,297	\$9,779,393 / 39.00%	\$289,759 / 1.16%	\$1,204,863 / 4.81%	\$7,400,272 / 29.52%	\$761,791 / 3.04%	\$99,723 / 0.40%	\$22,985 / 0.09%

743 - UNIVERSITY OF TEXAS AT SAN ANTONIO - COMMODITY PURCHASING UNADJUSTED GOAL IS 21.1%								
-I	0	0 / 0%	0 / 0%	0 / 0%	0 / 0%	0 / 0%	0 / 0%	0 / 0%
N	\$36,854,671	\$16,498,003 / 44.77%	\$3,947,976 / 10.71%	\$5,328,660 / 14.46%	\$6,802,497 / 18.46%	\$406,959 / 1.10%	0 / 0%	\$11,911 / 0.03%
S	***	\$35,749 / 0.27%	\$1,271 / 0.01%	\$10,391 / 0.08%	\$24,087 / 0.18%	0 / 0%	0 / 0%	0 / 0%
T	0	0 / 0%	0 / 0%	0 / 0%	0 / 0%	0 / 0%	0 / 0%	0 / 0%
-TC	0	0 / 0%	0 / 0%	0 / 0%	0 / 0%	0 / 0%	0 / 0%	0 / 0%
	\$36,854,671	\$16,533,752 / 44.86%	\$3,949,247 / 10.72%	\$5,339,051 / 14.49%	\$6,826,585 / 18.52%	\$406,959 / 1.10%	0 / 0%	\$11,911 / 0.03%

*** DOLLARS REPORTED BUT NOT SHOWN IN THESE COLUMNS. T=TREASURY, N=NON-TREASURY, S=SUBCONTRACTOR FUNDS & PROCUREMENT CARD HUB PURCHASES, TC=TERM CONTRACT, I= INTER GOVERNMENTAL PAYMENTS.



TEXAS HISTORICALLY UNDERUTILIZED BUSINESS (HUB) ANNUAL REPORT RECEIVED FOR FISCAL YEAR 2024

SECTION VII - STATE AGENCY EXPENDITURE DATA

RECORD TYPE	TOTAL EXPENDITURE	TOTAL SPENT WITH HUBS AMOUNT / %	BLACK AMOUNT / %	HISPANIC AMOUNT / %	WOMAN AMOUNT / %	ASIAN PACIFIC AMOUNT / %	NATIVE AMERICAN AMOUNT / %	SERVICE-DISABLED VETERAN AMOUNT / %
743 - UNIVERSITY OF TEXAS AT SAN ANTONIO - Statewide Grand Total Expenditures								
-I	0	0 / 0%	0 / 0%	0 / 0%	0 / 0%	0 / 0%	0 / 0%	0 / 0%
N	\$140,528,513	\$35,418,309 / 25.20%	\$4,358,720 / 3.10%	\$12,888,302 / 9.17%	\$16,518,928 / 11.75%	\$1,392,202 / 0.99%	\$99,723 / 0.07%	\$160,434 / 0.11%
S	***	\$12,028,996 / 13.18%	\$1,271 / 0.00%	\$8,409,864 / 9.21%	\$2,061,374 / 2.26%	\$654,278 / 0.72%	\$761,877 / 0.83%	\$140,332 / 0.15%
T	0	0 / 0%	0 / 0%	0 / 0%	0 / 0%	0 / 0%	0 / 0%	0 / 0%
-TC	0	0 / 0%	0 / 0%	0 / 0%	0 / 0%	0 / 0%	0 / 0%	0 / 0%
	\$140,528,513	\$47,447,305 / 33.76%	\$4,359,991 / 3.10%	\$21,298,166 / 15.16%	\$18,580,301 / 13.22%	\$2,046,480 / 1.46%	\$861,600 / 0.61%	\$300,767 / 0.21%

*** DOLLARS REPORTED BUT NOT SHOWN IN THESE COLUMNS. T=TREASURY, N=NON-TREASURY, S=SUBCONTRACTOR FUNDS & PROCUREMENT CARD HUB PURCHASES, TC=TERM CONTRACT, I= INTER GOVERNMENTAL PAYMENTS.



TEXAS HISTORICALLY UNDERUTILIZED BUSINESS (HUB) ANNUAL REPORT RECEIVED FOR FISCAL YEAR 2024

SECTION VII - STATE AGENCY EXPENDITURE DATA

RECORD TYPE	TOTAL EXPENDITURE	TOTAL SPENT WITH HUBS AMOUNT / %	BLACK AMOUNT / %	HISPANIC AMOUNT / %	WOMAN AMOUNT / %	ASIAN PACIFIC AMOUNT / %	NATIVE AMERICAN AMOUNT / %	SERVICE-DISABLED VETERAN AMOUNT / %
-------------	-------------------	----------------------------------	------------------	---------------------	------------------	--------------------------	----------------------------	-------------------------------------

744 - UT HEALTH SCIENCE CENTER - HOUSTON - HEAVY CONSTRUCTION UNADJUSTED GOAL IS 11.2%

-I	0	0 / 0%	0 / 0%	0 / 0%	0 / 0%	0 / 0%	0 / 0%	0 / 0%
N	0	0 / 0%	0 / 0%	0 / 0%	0 / 0%	0 / 0%	0 / 0%	0 / 0%
S	***	0 / 0%	0 / 0%	0 / 0%	0 / 0%	0 / 0%	0 / 0%	0 / 0%
T	0	0 / 0%	0 / 0%	0 / 0%	0 / 0%	0 / 0%	0 / 0%	0 / 0%
-TC	0	0 / 0%	0 / 0%	0 / 0%	0 / 0%	0 / 0%	0 / 0%	0 / 0%
	0	0 / 0%	0 / 0%	0 / 0%	0 / 0%	0 / 0%	0 / 0%	0 / 0%

744 - UT HEALTH SCIENCE CENTER - HOUSTON - BUILDING CONSTRUCTION UNADJUSTED GOAL IS 21.1%

-I	0	0 / 0%	0 / 0%	0 / 0%	0 / 0%	0 / 0%	0 / 0%	0 / 0%
N	\$69,539,642	\$908,455 / 1.31%	\$45,000 / 0.06%	\$311,931 / 0.45%	\$170,336 / 0.24%	\$381,189 / 0.55%	0 / 0%	0 / 0%
S	***	\$12,176,561 / 17.51%	\$1,167,862 / 1.68%	\$3,108,802 / 4.47%	\$7,290,690 / 10.49%	0 / 0%	\$609,207 / 0.88%	0 / 0%
T	0	0 / 0%	0 / 0%	0 / 0%	0 / 0%	0 / 0%	0 / 0%	0 / 0%
-TC	\$250,875	0 / 0%	0 / 0%	0 / 0%	0 / 0%	0 / 0%	0 / 0%	0 / 0%
	\$69,288,767	\$13,085,016 / 18.88%	\$1,212,862 / 1.75%	\$3,420,732 / 4.94%	\$7,461,026 / 10.77%	\$381,189 / 0.55%	\$609,207 / 0.88%	0 / 0%

744 - UT HEALTH SCIENCE CENTER - HOUSTON - SPECIAL TRADE UNADJUSTED GOAL IS 32.9%

-I	0	0 / 0%	0 / 0%	0 / 0%	0 / 0%	0 / 0%	0 / 0%	0 / 0%
N	\$28,462,064	\$3,001,272 / 10.54%	\$50,982 / 0.18%	\$1,866,730 / 6.56%	\$1,078,457 / 3.79%	\$5,102 / 0.02%	0 / 0%	0 / 0%
S	***	\$166,665 / 0.59%	\$337 / 0.00%	\$159,614 / 0.56%	\$6,714 / 0.02%	0 / 0%	0 / 0%	0 / 0%
T	0	0 / 0%	0 / 0%	0 / 0%	0 / 0%	0 / 0%	0 / 0%	0 / 0%
-TC	\$522,342	0 / 0%	0 / 0%	0 / 0%	0 / 0%	0 / 0%	0 / 0%	0 / 0%
	\$27,939,722	\$3,167,937 / 11.34%	\$51,320 / 0.18%	\$2,026,344 / 7.25%	\$1,085,171 / 3.88%	\$5,102 / 0.02%	0 / 0%	0 / 0%

*** DOLLARS REPORTED BUT NOT SHOWN IN THESE COLUMNS. T=TREASURY, N=NON-TREASURY, S=SUBCONTRACTOR FUNDS & PROCUREMENT CARD HUB PURCHASES, TC=TERM CONTRACT, I= INTER GOVERNMENTAL PAYMENTS.



TEXAS HISTORICALLY UNDERUTILIZED BUSINESS (HUB) ANNUAL REPORT RECEIVED FOR FISCAL YEAR 2024

SECTION VII - STATE AGENCY EXPENDITURE DATA

RECORD TYPE	TOTAL EXPENDITURE	TOTAL SPENT WITH HUBS AMOUNT / %	BLACK AMOUNT / %	HISPANIC AMOUNT / %	WOMAN AMOUNT / %	ASIAN PACIFIC AMOUNT / %	NATIVE AMERICAN AMOUNT / %	SERVICE-DISABLED VETERAN AMOUNT / %
744 - UT HEALTH SCIENCE CENTER - HOUSTON - PROFESSIONAL SERVICES UNADJUSTED GOAL IS 23.7%								
-I	0	0 / 0%	0 / 0%	0 / 0%	0 / 0%	0 / 0%	0 / 0%	0 / 0%
N	\$1,994,682	\$50,068 / 2.51%	\$1,610 / 0.08%	\$33,775 / 1.69%	\$13,728 / 0.69%	\$955 / 0.05%	0 / 0%	0 / 0%
S	***	0 / 0%	0 / 0%	0 / 0%	0 / 0%	0 / 0%	0 / 0%	0 / 0%
T	0	0 / 0%	0 / 0%	0 / 0%	0 / 0%	0 / 0%	0 / 0%	0 / 0%
-TC	\$6,966	0 / 0%	0 / 0%	0 / 0%	0 / 0%	0 / 0%	0 / 0%	0 / 0%
	\$1,987,716	\$50,068 / 2.52%	\$1,610 / 0.08%	\$33,775 / 1.70%	\$13,728 / 0.69%	\$955 / 0.05%	0 / 0%	0 / 0%
744 - UT HEALTH SCIENCE CENTER - HOUSTON - OTHER SERVICES UNADJUSTED GOAL IS 26%								
-I	0	0 / 0%	0 / 0%	0 / 0%	0 / 0%	0 / 0%	0 / 0%	0 / 0%
N	\$82,998,099	\$12,383,235 / 14.92%	\$661,301 / 0.80%	\$4,378,386 / 5.28%	\$4,149,295 / 5.00%	\$1,928,824 / 2.32%	\$115,631 / 0.14%	\$1,149,798 / 1.39%
S	***	\$748,992 / 1.98%	\$214 / 0.00%	\$291 / 0.00%	\$748,487 / 1.98%	0 / 0%	0 / 0%	0 / 0%
T	0	0 / 0%	0 / 0%	0 / 0%	0 / 0%	0 / 0%	0 / 0%	0 / 0%
-TC	\$1,847,418	0 / 0%	0 / 0%	0 / 0%	0 / 0%	0 / 0%	0 / 0%	0 / 0%
	\$81,150,682	\$13,132,226 / 16.18%	\$661,515 / 0.82%	\$4,378,677 / 5.40%	\$4,897,782 / 6.04%	\$1,928,824 / 2.38%	\$115,631 / 0.14%	\$1,149,798 / 1.42%
744 - UT HEALTH SCIENCE CENTER - HOUSTON - COMMODITY PURCHASING UNADJUSTED GOAL IS 21.1%								
-I	0	0 / 0%	0 / 0%	0 / 0%	0 / 0%	0 / 0%	0 / 0%	0 / 0%
N	\$243,704,582	\$22,415,055 / 9.20%	\$9,505,186 / 3.90%	\$8,260,884 / 3.39%	\$2,429,647 / 1.00%	\$2,126,547 / 0.87%	\$10,478 / 0.00%	\$82,313 / 0.03%
S	***	\$6,115,006 / 3.90%	\$6,114,022 / 3.90%	\$892 / 0.00%	\$92 / 0.00%	0 / 0%	0 / 0%	0 / 0%
T	0	0 / 0%	0 / 0%	0 / 0%	0 / 0%	0 / 0%	0 / 0%	0 / 0%
-TC	\$4,680,439	0 / 0%	0 / 0%	0 / 0%	0 / 0%	0 / 0%	0 / 0%	0 / 0%
	\$239,024,142	\$28,530,061 / 11.94%	\$15,619,208 / 6.53%	\$8,261,776 / 3.46%	\$2,429,739 / 1.02%	\$2,126,547 / 0.89%	\$10,478 / 0.00%	\$82,313 / 0.03%

*** DOLLARS REPORTED BUT NOT SHOWN IN THESE COLUMNS. T=TREASURY, N=NON-TREASURY, S=SUBCONTRACTOR FUNDS & PROCUREMENT CARD HUB PURCHASES, TC=TERM CONTRACT, I= INTER GOVERNMENTAL PAYMENTS.



TEXAS HISTORICALLY UNDERUTILIZED BUSINESS (HUB) ANNUAL REPORT RECEIVED FOR FISCAL YEAR 2024

SECTION VII - STATE AGENCY EXPENDITURE DATA

RECORD TYPE	TOTAL EXPENDITURE	TOTAL SPENT WITH HUBS AMOUNT / %	BLACK AMOUNT / %	HISPANIC AMOUNT / %	WOMAN AMOUNT / %	ASIAN PACIFIC AMOUNT / %	NATIVE AMERICAN AMOUNT / %	SERVICE-DISABLED VETERAN AMOUNT / %
744 - UT HEALTH SCIENCE CENTER - HOUSTON - Statewide Grand Total Expenditures								
-I	0	0 / 0%	0 / 0%	0 / 0%	0 / 0%	0 / 0%	0 / 0%	0 / 0%
N	\$426,699,069	\$38,758,085 / 9.08%	\$10,264,080 / 2.41%	\$14,851,705 / 3.48%	\$7,841,463 / 1.84%	\$4,442,617 / 1.04%	\$126,110 / 0.03%	\$1,232,111 / 0.29%
S	***	\$19,207,224 / 6.57%	\$7,282,435 / 2.49%	\$3,269,599 / 1.12%	\$8,045,983 / 2.75%	0 / 0%	\$609,207 / 0.21%	0 / 0%
T	0	0 / 0%	0 / 0%	0 / 0%	0 / 0%	0 / 0%	0 / 0%	0 / 0%
-TC	\$7,308,039	0 / 0%	0 / 0%	0 / 0%	0 / 0%	0 / 0%	0 / 0%	0 / 0%
	\$419,391,029	\$57,965,308 / 13.82%	\$17,546,514 / 4.18%	\$18,121,304 / 4.32%	\$15,887,446 / 3.79%	\$4,442,617 / 1.06%	\$735,317 / 0.18%	\$1,232,111 / 0.29%

*** DOLLARS REPORTED BUT NOT SHOWN IN THESE COLUMNS. T=TREASURY, N=NON-TREASURY, S=SUBCONTRACTOR FUNDS & PROCUREMENT CARD HUB PURCHASES, TC=TERM CONTRACT, I= INTER GOVERNMENTAL PAYMENTS.



TEXAS HISTORICALLY UNDERUTILIZED BUSINESS (HUB) ANNUAL REPORT RECEIVED FOR FISCAL YEAR 2024

SECTION VII - STATE AGENCY EXPENDITURE DATA

RECORD TYPE	TOTAL EXPENDITURE	TOTAL SPENT WITH HUBS AMOUNT / %	BLACK AMOUNT / %	HISPANIC AMOUNT / %	WOMAN AMOUNT / %	ASIAN PACIFIC AMOUNT / %	NATIVE AMERICAN AMOUNT / %	SERVICE-DISABLED VETERAN AMOUNT / %
-------------	-------------------	----------------------------------	------------------	---------------------	------------------	--------------------------	----------------------------	-------------------------------------

745 - UT HEALTH SCIENCE CENTER-SAN ANTONIO - HEAVY CONSTRUCTION UNADJUSTED GOAL IS 11.2%

-I	0	0 / 0%	0 / 0%	0 / 0%	0 / 0%	0 / 0%	0 / 0%	0 / 0%
N	0	0 / 0%	0 / 0%	0 / 0%	0 / 0%	0 / 0%	0 / 0%	0 / 0%
S	***	0 / 0%	0 / 0%	0 / 0%	0 / 0%	0 / 0%	0 / 0%	0 / 0%
T	0	0 / 0%	0 / 0%	0 / 0%	0 / 0%	0 / 0%	0 / 0%	0 / 0%
-TC	0	0 / 0%	0 / 0%	0 / 0%	0 / 0%	0 / 0%	0 / 0%	0 / 0%
	0	0 / 0%	0 / 0%	0 / 0%	0 / 0%	0 / 0%	0 / 0%	0 / 0%

745 - UT HEALTH SCIENCE CENTER-SAN ANTONIO - BUILDING CONSTRUCTION UNADJUSTED GOAL IS 21.1%

-I	0	0 / 0%	0 / 0%	0 / 0%	0 / 0%	0 / 0%	0 / 0%	0 / 0%
N	\$201,248,410	\$20,291 / 0.01%	0 / 0%	\$6,281 / 0.00%	\$14,010 / 0.01%	0 / 0%	0 / 0%	0 / 0%
S	***	\$56,622,998 / 28.14%	\$8,519,836 / 4.23%	\$20,156,500 / 10.02%	\$23,976,431 / 11.91%	\$3,967,644 / 1.97%	\$2,587 / 0.00%	0 / 0%
T	0	0 / 0%	0 / 0%	0 / 0%	0 / 0%	0 / 0%	0 / 0%	0 / 0%
-TC	0	0 / 0%	0 / 0%	0 / 0%	0 / 0%	0 / 0%	0 / 0%	0 / 0%
	\$201,248,410	\$56,643,289 / 28.15%	\$8,519,836 / 4.23%	\$20,162,781 / 10.02%	\$23,990,441 / 11.92%	\$3,967,644 / 1.97%	\$2,587 / 0.00%	0 / 0%

745 - UT HEALTH SCIENCE CENTER-SAN ANTONIO - SPECIAL TRADE UNADJUSTED GOAL IS 32.9%

-I	0	0 / 0%	0 / 0%	0 / 0%	0 / 0%	0 / 0%	0 / 0%	0 / 0%
N	\$10,259,465	\$538,408 / 5.25%	0 / 0%	\$380,541 / 3.71%	\$117,096 / 1.14%	0 / 0%	\$39,564 / 0.39%	\$1,207 / 0.01%
S	***	\$1,163,435 / 11.48%	0 / 0%	\$660,201 / 6.51%	\$109,524 / 1.08%	\$328,701 / 3.24%	0 / 0%	\$65,010 / 0.64%
T	0	0 / 0%	0 / 0%	0 / 0%	0 / 0%	0 / 0%	0 / 0%	0 / 0%
-TC	0	0 / 0%	0 / 0%	0 / 0%	0 / 0%	0 / 0%	0 / 0%	0 / 0%
	\$10,259,465	\$1,701,843 / 16.59%	0 / 0%	\$1,040,742 / 10.14%	\$226,620 / 2.21%	\$328,701 / 3.20%	\$39,564 / 0.39%	\$66,217 / 0.65%

*** DOLLARS REPORTED BUT NOT SHOWN IN THESE COLUMNS. T=TREASURY, N=NON-TREASURY, S=SUBCONTRACTOR FUNDS & PROCUREMENT CARD HUB PURCHASES, TC=TERM CONTRACT, I= INTER GOVERNMENTAL PAYMENTS.



TEXAS HISTORICALLY UNDERUTILIZED BUSINESS (HUB) ANNUAL REPORT RECEIVED FOR FISCAL YEAR 2024

SECTION VII - STATE AGENCY EXPENDITURE DATA

RECORD TYPE	TOTAL EXPENDITURE	TOTAL SPENT WITH HUBS AMOUNT / %	BLACK AMOUNT / %	HISPANIC AMOUNT / %	WOMAN AMOUNT / %	ASIAN PACIFIC AMOUNT / %	NATIVE AMERICAN AMOUNT / %	SERVICE-DISABLED VETERAN AMOUNT / %
745 - UT HEALTH SCIENCE CENTER-SAN ANTONIO - PROFESSIONAL SERVICES UNADJUSTED GOAL IS 23.7%								
-I	0	0 / 0%	0 / 0%	0 / 0%	0 / 0%	0 / 0%	0 / 0%	0 / 0%
N	\$18,840,237	\$105,292 / 0.56%	0 / 0%	\$81,707 / 0.43%	\$23,585 / 0.13%	0 / 0%	0 / 0%	0 / 0%
S	***	\$2,630,607 / 29.83%	0 / 0%	\$2,009,000 / 22.78%	\$415,844 / 4.72%	\$205,763 / 2.33%	0 / 0%	0 / 0%
T	0	0 / 0%	0 / 0%	0 / 0%	0 / 0%	0 / 0%	0 / 0%	0 / 0%
-TC	0	0 / 0%	0 / 0%	0 / 0%	0 / 0%	0 / 0%	0 / 0%	0 / 0%
	\$18,840,237	\$2,735,899 / 14.52%	0 / 0%	\$2,090,707 / 11.10%	\$439,429 / 2.33%	\$205,763 / 1.09%	0 / 0%	0 / 0%

745 - UT HEALTH SCIENCE CENTER-SAN ANTONIO - OTHER SERVICES UNADJUSTED GOAL IS 26%								
-I	0	0 / 0%	0 / 0%	0 / 0%	0 / 0%	0 / 0%	0 / 0%	0 / 0%
N	\$103,176,322	\$9,930,572 / 9.62%	\$35,229 / 0.03%	\$4,320,668 / 4.19%	\$4,112,532 / 3.99%	\$1,370,717 / 1.33%	\$13,262 / 0.01%	\$78,164 / 0.08%
S	***	0 / 0%	0 / 0%	0 / 0%	0 / 0%	0 / 0%	0 / 0%	0 / 0%
T	-\$55	-\$55 / 100.00%	0 / 0%	0 / 0%	0 / 0%	-\$55 / 100.00%	0 / 0%	0 / 0%
-TC	0	0 / 0%	0 / 0%	0 / 0%	0 / 0%	0 / 0%	0 / 0%	0 / 0%
	\$103,176,267	\$9,930,517 / 9.62%	\$35,229 / 0.03%	\$4,320,668 / 4.19%	\$4,112,532 / 3.99%	\$1,370,662 / 1.33%	\$13,262 / 0.01%	\$78,164 / 0.08%

745 - UT HEALTH SCIENCE CENTER-SAN ANTONIO - COMMODITY PURCHASING UNADJUSTED GOAL IS 21.1%								
-I	0	0 / 0%	0 / 0%	0 / 0%	0 / 0%	0 / 0%	0 / 0%	0 / 0%
N	\$270,000,901	\$25,713,888 / 9.52%	\$958,958 / 0.36%	\$14,591,221 / 5.40%	\$8,032,105 / 2.97%	\$1,997,248 / 0.74%	\$88,865 / 0.03%	\$45,491 / 0.02%
S	***	\$23,716 / 0.14%	0 / 0%	\$6,111 / 0.03%	\$15,877 / 0.09%	\$1,728 / 0.01%	0 / 0%	0 / 0%
T	-\$5,961	-\$4,902 / 82.24%	0 / 0%	-\$4,902 / 82.24%	0 / 0%	0 / 0%	0 / 0%	0 / 0%
-TC	0	0 / 0%	0 / 0%	0 / 0%	0 / 0%	0 / 0%	0 / 0%	0 / 0%
	\$269,994,940	\$25,732,702 / 9.53%	\$958,958 / 0.36%	\$14,592,429 / 5.40%	\$8,047,982 / 2.98%	\$1,998,977 / 0.74%	\$88,865 / 0.03%	\$45,491 / 0.02%

*** DOLLARS REPORTED BUT NOT SHOWN IN THESE COLUMNS. T=TREASURY, N=NON-TREASURY, S=SUBCONTRACTOR FUNDS & PROCUREMENT CARD HUB PURCHASES, TC=TERM CONTRACT, I= INTER GOVERNMENTAL PAYMENTS.



TEXAS HISTORICALLY UNDERUTILIZED BUSINESS (HUB) ANNUAL REPORT RECEIVED FOR FISCAL YEAR 2024

SECTION VII - STATE AGENCY EXPENDITURE DATA

RECORD TYPE	TOTAL EXPENDITURE	TOTAL SPENT WITH HUBS AMOUNT / %	BLACK AMOUNT / %	HISPANIC AMOUNT / %	WOMAN AMOUNT / %	ASIAN PACIFIC AMOUNT / %	NATIVE AMERICAN AMOUNT / %	SERVICE-DISABLED VETERAN AMOUNT / %
745 - UT HEALTH SCIENCE CENTER-SAN ANTONIO - Statewide Grand Total Expenditures								
-I	0	0 / 0%	0 / 0%	0 / 0%	0 / 0%	0 / 0%	0 / 0%	0 / 0%
N	\$603,525,334	\$36,308,451 / 6.02%	\$994,187 / 0.16%	\$19,380,418 / 3.21%	\$12,299,328 / 2.04%	\$3,367,965 / 0.56%	\$141,691 / 0.02%	\$124,862 / 0.02%
S	***	\$60,440,757 / 25.43%	\$8,519,836 / 3.58%	\$22,831,812 / 9.61%	\$24,517,676 / 10.31%	\$4,503,836 / 1.89%	\$2,587 / 0.00%	\$65,010 / 0.03%
T	-\$6,016	-\$4,957 / 82.40%	0 / 0%	-\$4,902 / 81.48%	0 / 0%	-\$55 / 0.91%	0 / 0%	0 / 0%
-TC	0	0 / 0%	0 / 0%	0 / 0%	0 / 0%	0 / 0%	0 / 0%	0 / 0%
	\$603,519,318	\$96,744,250 / 16.03%	\$9,514,023 / 1.58%	\$42,207,327 / 6.99%	\$36,817,004 / 6.10%	\$7,871,746 / 1.30%	\$144,278 / 0.02%	\$189,872 / 0.03%

*** DOLLARS REPORTED BUT NOT SHOWN IN THESE COLUMNS. T=TREASURY, N=NON-TREASURY, S=SUBCONTRACTOR FUNDS & PROCUREMENT CARD HUB PURCHASES, TC=TERM CONTRACT, I= INTER GOVERNMENTAL PAYMENTS.



TEXAS HISTORICALLY UNDERUTILIZED BUSINESS (HUB) ANNUAL REPORT RECEIVED FOR FISCAL YEAR 2024

SECTION VII - STATE AGENCY EXPENDITURE DATA

RECORD TYPE	TOTAL EXPENDITURE	TOTAL SPENT WITH HUBS AMOUNT / %	BLACK AMOUNT / %	HISPANIC AMOUNT / %	WOMAN AMOUNT / %	ASIAN PACIFIC AMOUNT / %	NATIVE AMERICAN AMOUNT / %	SERVICE-DISABLED VETERAN AMOUNT / %
746 - UT RIO GRANDE VALLEY - HEAVY CONSTRUCTION UNADJUSTED GOAL IS 11.2%								
-I	0	0 / 0%	0 / 0%	0 / 0%	0 / 0%	0 / 0%	0 / 0%	0 / 0%
N	0	0 / 0%	0 / 0%	0 / 0%	0 / 0%	0 / 0%	0 / 0%	0 / 0%
S	***	0 / 0%	0 / 0%	0 / 0%	0 / 0%	0 / 0%	0 / 0%	0 / 0%
T	0	0 / 0%	0 / 0%	0 / 0%	0 / 0%	0 / 0%	0 / 0%	0 / 0%
-TC	0	0 / 0%	0 / 0%	0 / 0%	0 / 0%	0 / 0%	0 / 0%	0 / 0%
	0	0 / 0%	0 / 0%	0 / 0%	0 / 0%	0 / 0%	0 / 0%	0 / 0%
746 - UT RIO GRANDE VALLEY - BUILDING CONSTRUCTION UNADJUSTED GOAL IS 21.1%								
-I	0	0 / 0%	0 / 0%	0 / 0%	0 / 0%	0 / 0%	0 / 0%	0 / 0%
N	\$18,877,514	\$684,800 / 3.63%	\$87 / 0.00%	\$521,113 / 2.76%	\$146,792 / 0.78%	0 / 0%	0 / 0%	\$16,808 / 0.09%
S	***	\$2,586,047 / 27.52%	0 / 0%	\$2,556,470 / 27.20%	\$29,577 / 0.31%	0 / 0%	0 / 0%	0 / 0%
T	0	0 / 0%	0 / 0%	0 / 0%	0 / 0%	0 / 0%	0 / 0%	0 / 0%
-TC	0	0 / 0%	0 / 0%	0 / 0%	0 / 0%	0 / 0%	0 / 0%	0 / 0%
	\$18,877,514	\$3,270,847 / 17.33%	\$87 / 0.00%	\$3,077,583 / 16.30%	\$176,369 / 0.93%	0 / 0%	0 / 0%	\$16,808 / 0.09%
746 - UT RIO GRANDE VALLEY - SPECIAL TRADE UNADJUSTED GOAL IS 32.9%								
-I	0	0 / 0%	0 / 0%	0 / 0%	0 / 0%	0 / 0%	0 / 0%	0 / 0%
N	\$11,868,044	\$2,590,472 / 21.83%	\$1,459 / 0.01%	\$2,404,594 / 20.26%	\$108,693 / 0.92%	\$58,327 / 0.49%	0 / 0%	\$17,400 / 0.15%
S	***	\$470,765 / 4.87%	0 / 0%	\$432,388 / 4.47%	\$38,378 / 0.40%	0 / 0%	0 / 0%	0 / 0%
T	-\$6,474	-\$6,474 / 100.00%	0 / 0%	-\$9 / 0.13%	-\$6,465 / 99.87%	0 / 0%	0 / 0%	0 / 0%
-TC	0	0 / 0%	0 / 0%	0 / 0%	0 / 0%	0 / 0%	0 / 0%	0 / 0%
	\$11,861,570	\$3,054,764 / 25.75%	\$1,459 / 0.01%	\$2,836,974 / 23.92%	\$140,605 / 1.19%	\$58,327 / 0.49%	0 / 0%	\$17,400 / 0.15%

*** DOLLARS REPORTED BUT NOT SHOWN IN THESE COLUMNS. T=TREASURY, N=NON-TREASURY, S=SUBCONTRACTOR FUNDS & PROCUREMENT CARD HUB PURCHASES, TC=TERM CONTRACT, I= INTER GOVERNMENTAL PAYMENTS.



TEXAS HISTORICALLY UNDERUTILIZED BUSINESS (HUB) ANNUAL REPORT RECEIVED FOR FISCAL YEAR 2024

SECTION VII - STATE AGENCY EXPENDITURE DATA

RECORD TYPE	TOTAL EXPENDITURE	TOTAL SPENT WITH HUBS AMOUNT / %	BLACK AMOUNT / %	HISPANIC AMOUNT / %	WOMAN AMOUNT / %	ASIAN PACIFIC AMOUNT / %	NATIVE AMERICAN AMOUNT / %	SERVICE-DISABLED VETERAN AMOUNT / %
746 - UT RIO GRANDE VALLEY - PROFESSIONAL SERVICES UNADJUSTED GOAL IS 23.7%								
-I	0	0 / 0%	0 / 0%	0 / 0%	0 / 0%	0 / 0%	0 / 0%	0 / 0%
N	\$168,377	\$24,365 / 14.47%	0 / 0%	\$24,365 / 14.47%	0 / 0%	0 / 0%	0 / 0%	0 / 0%
S	***	0 / 0%	0 / 0%	0 / 0%	0 / 0%	0 / 0%	0 / 0%	0 / 0%
T	0	0 / 0%	0 / 0%	0 / 0%	0 / 0%	0 / 0%	0 / 0%	0 / 0%
-TC	0	0 / 0%	0 / 0%	0 / 0%	0 / 0%	0 / 0%	0 / 0%	0 / 0%
	\$168,377	\$24,365 / 14.47%	0 / 0%	\$24,365 / 14.47%	0 / 0%	0 / 0%	0 / 0%	0 / 0%
746 - UT RIO GRANDE VALLEY - OTHER SERVICES UNADJUSTED GOAL IS 26%								
-I	0	0 / 0%	0 / 0%	0 / 0%	0 / 0%	0 / 0%	0 / 0%	0 / 0%
N	\$9,924,197	\$1,398,077 / 14.09%	\$12,800 / 0.13%	\$971,490 / 9.79%	\$299,411 / 3.02%	\$86,650 / 0.87%	0 / 0%	\$27,727 / 0.28%
S	***	0 / 0%	0 / 0%	0 / 0%	0 / 0%	0 / 0%	0 / 0%	0 / 0%
T	\$-5,463	0 / 0%	0 / 0%	0 / 0%	0 / 0%	0 / 0%	0 / 0%	0 / 0%
-TC	\$111,182	0 / 0%	0 / 0%	0 / 0%	0 / 0%	0 / 0%	0 / 0%	0 / 0%
	\$9,807,552	\$1,398,077 / 14.26%	\$12,800 / 0.13%	\$971,490 / 9.91%	\$299,411 / 3.05%	\$86,650 / 0.88%	0 / 0%	\$27,727 / 0.28%
746 - UT RIO GRANDE VALLEY - COMMODITY PURCHASING UNADJUSTED GOAL IS 21.1%								
-I	0	0 / 0%	0 / 0%	0 / 0%	0 / 0%	0 / 0%	0 / 0%	0 / 0%
N	\$30,553,692	\$9,980,974 / 32.67%	\$1,939,071 / 6.35%	\$3,519,537 / 11.52%	\$1,351,417 / 4.42%	\$3,110,431 / 10.18%	0 / 0%	\$60,518 / 0.20%
S	***	0 / 0%	0 / 0%	0 / 0%	0 / 0%	0 / 0%	0 / 0%	0 / 0%
T	\$-516,063	-\$90,382 / 17.51%	-\$50,752 / 9.83%	-\$9,388 / 1.82%	0 / 0%	\$286 / -0.06%	0 / 0%	-\$30,527 / 5.92%
-TC	\$315	0 / 0%	0 / 0%	0 / 0%	0 / 0%	0 / 0%	0 / 0%	0 / 0%
	\$30,037,315	\$9,890,592 / 32.93%	\$1,888,319 / 6.29%	\$3,510,149 / 11.69%	\$1,351,417 / 4.50%	\$3,110,717 / 10.36%	0 / 0%	\$29,991 / 0.10%

*** DOLLARS REPORTED BUT NOT SHOWN IN THESE COLUMNS. T=TREASURY, N=NON-TREASURY, S=SUBCONTRACTOR FUNDS & PROCUREMENT CARD HUB PURCHASES, TC=TERM CONTRACT, I= INTER GOVERNMENTAL PAYMENTS.



TEXAS HISTORICALLY UNDERUTILIZED BUSINESS (HUB) ANNUAL REPORT RECEIVED FOR FISCAL YEAR 2024

SECTION VII - STATE AGENCY EXPENDITURE DATA

RECORD TYPE	TOTAL EXPENDITURE	TOTAL SPENT WITH HUBS AMOUNT / %	BLACK AMOUNT / %	HISPANIC AMOUNT / %	WOMAN AMOUNT / %	ASIAN PACIFIC AMOUNT / %	NATIVE AMERICAN AMOUNT / %	SERVICE-DISABLED VETERAN AMOUNT / %
746 - UT RIO GRANDE VALLEY - Statewide Grand Total Expenditures								
-I	0	0 / 0%	0 / 0%	0 / 0%	0 / 0%	0 / 0%	0 / 0%	0 / 0%
N	\$71,391,824	\$14,678,689 / 20.56%	\$1,953,417 / 2.74%	\$7,441,099 / 10.42%	\$1,906,312 / 2.67%	\$3,255,408 / 4.56%	0 / 0%	\$122,453 / 0.17%
S	***	\$3,056,812 / 16.03%	0 / 0%	\$2,988,858 / 15.68%	\$67,954 / 0.36%	0 / 0%	0 / 0%	0 / 0%
T	\$-527,999	-\$96,855 / 18.34%	-\$50,752 / 9.61%	-\$9,397 / 1.78%	-\$6,465 / 1.22%	\$286 / -0.05%	0 / 0%	-\$30,527 / 5.78%
-TC	\$111,497	0 / 0%	0 / 0%	0 / 0%	0 / 0%	0 / 0%	0 / 0%	0 / 0%
	\$70,752,328	\$17,638,646 / 24.93%	\$1,902,664 / 2.69%	\$10,420,560 / 14.73%	\$1,967,801 / 2.78%	\$3,255,694 / 4.60%	0 / 0%	\$91,926 / 0.13%

*** DOLLARS REPORTED BUT NOT SHOWN IN THESE COLUMNS. T=TREASURY, N=NON-TREASURY, S=SUBCONTRACTOR FUNDS & PROCUREMENT CARD HUB PURCHASES, TC=TERM CONTRACT, I= INTER GOVERNMENTAL PAYMENTS.



TEXAS HISTORICALLY UNDERUTILIZED BUSINESS (HUB) ANNUAL REPORT RECEIVED FOR FISCAL YEAR 2024

SECTION VII - STATE AGENCY EXPENDITURE DATA

RECORD TYPE	TOTAL EXPENDITURE	TOTAL SPENT WITH HUBS AMOUNT / %	BLACK AMOUNT / %	HISPANIC AMOUNT / %	WOMAN AMOUNT / %	ASIAN PACIFIC AMOUNT / %	NATIVE AMERICAN AMOUNT / %	SERVICE-DISABLED VETERAN AMOUNT / %
749 - TEXAS A&M UNIVERSITY - SAN ANTONIO - HEAVY CONSTRUCTION UNADJUSTED GOAL IS 11.2%								
-I	0	0 / 0%	0 / 0%	0 / 0%	0 / 0%	0 / 0%	0 / 0%	0 / 0%
N	0	0 / 0%	0 / 0%	0 / 0%	0 / 0%	0 / 0%	0 / 0%	0 / 0%
S	***	0 / 0%	0 / 0%	0 / 0%	0 / 0%	0 / 0%	0 / 0%	0 / 0%
T	0	0 / 0%	0 / 0%	0 / 0%	0 / 0%	0 / 0%	0 / 0%	0 / 0%
-TC	0	0 / 0%	0 / 0%	0 / 0%	0 / 0%	0 / 0%	0 / 0%	0 / 0%
	0	0 / 0%	0 / 0%	0 / 0%	0 / 0%	0 / 0%	0 / 0%	0 / 0%

749 - TEXAS A&M UNIVERSITY - SAN ANTONIO - BUILDING CONSTRUCTION UNADJUSTED GOAL IS 21.1%								
-I	0	0 / 0%	0 / 0%	0 / 0%	0 / 0%	0 / 0%	0 / 0%	0 / 0%
N	\$618,932	\$109,324 / 17.66%	0 / 0%	\$88,494 / 14.30%	0 / 0%	0 / 0%	0 / 0%	\$20,830 / 3.37%
S	***	\$30,605 / 4.94%	0 / 0%	\$30,605 / 4.94%	0 / 0%	0 / 0%	0 / 0%	0 / 0%
T	0	0 / 0%	0 / 0%	0 / 0%	0 / 0%	0 / 0%	0 / 0%	0 / 0%
-TC	0	0 / 0%	0 / 0%	0 / 0%	0 / 0%	0 / 0%	0 / 0%	0 / 0%
	\$618,932	\$139,930 / 22.61%	0 / 0%	\$119,100 / 19.24%	0 / 0%	0 / 0%	0 / 0%	\$20,830 / 3.37%

749 - TEXAS A&M UNIVERSITY - SAN ANTONIO - SPECIAL TRADE UNADJUSTED GOAL IS 32.9%								
-I	0	0 / 0%	0 / 0%	0 / 0%	0 / 0%	0 / 0%	0 / 0%	0 / 0%
N	\$112,592	\$740 / 0.66%	\$740 / 0.66%	0 / 0%	0 / 0%	0 / 0%	0 / 0%	0 / 0%
S	***	\$9,055 / 80.84%	0 / 0%	\$9,055 / 80.84%	0 / 0%	0 / 0%	0 / 0%	0 / 0%
T	0	0 / 0%	0 / 0%	0 / 0%	0 / 0%	0 / 0%	0 / 0%	0 / 0%
-TC	0	0 / 0%	0 / 0%	0 / 0%	0 / 0%	0 / 0%	0 / 0%	0 / 0%
	\$112,592	\$9,795 / 8.70%	\$740 / 0.66%	\$9,055 / 8.04%	0 / 0%	0 / 0%	0 / 0%	0 / 0%

*** DOLLARS REPORTED BUT NOT SHOWN IN THESE COLUMNS. T=TREASURY, N=NON-TREASURY, S=SUBCONTRACTOR FUNDS & PROCUREMENT CARD HUB PURCHASES, TC=TERM CONTRACT, I= INTER GOVERNMENTAL PAYMENTS.



TEXAS HISTORICALLY UNDERUTILIZED BUSINESS (HUB) ANNUAL REPORT RECEIVED FOR FISCAL YEAR 2024

SECTION VII - STATE AGENCY EXPENDITURE DATA

RECORD TYPE	TOTAL EXPENDITURE	TOTAL SPENT WITH HUBS AMOUNT / %	BLACK AMOUNT / %	HISPANIC AMOUNT / %	WOMAN AMOUNT / %	ASIAN PACIFIC AMOUNT / %	NATIVE AMERICAN AMOUNT / %	SERVICE-DISABLED VETERAN AMOUNT / %
749 - TEXAS A&M UNIVERSITY - SAN ANTONIO - PROFESSIONAL SERVICES UNADJUSTED GOAL IS 23.7%								
-I	0	0 / 0%	0 / 0%	0 / 0%	0 / 0%	0 / 0%	0 / 0%	0 / 0%
N	\$5,196	\$4,000 / 76.98%	0 / 0%	\$4,000 / 76.98%	0 / 0%	0 / 0%	0 / 0%	0 / 0%
S	***	0 / 0%	0 / 0%	0 / 0%	0 / 0%	0 / 0%	0 / 0%	0 / 0%
T	0	0 / 0%	0 / 0%	0 / 0%	0 / 0%	0 / 0%	0 / 0%	0 / 0%
-TC	0	0 / 0%	0 / 0%	0 / 0%	0 / 0%	0 / 0%	0 / 0%	0 / 0%
	\$5,196	\$4,000 / 76.98%	0 / 0%	\$4,000 / 76.98%	0 / 0%	0 / 0%	0 / 0%	0 / 0%

749 - TEXAS A&M UNIVERSITY - SAN ANTONIO - OTHER SERVICES UNADJUSTED GOAL IS 26%								
-I	0	0 / 0%	0 / 0%	0 / 0%	0 / 0%	0 / 0%	0 / 0%	0 / 0%
N	\$12,218,179	\$927,333 / 7.59%	\$27,566 / 0.23%	\$633,429 / 5.18%	\$261,149 / 2.14%	\$2,400 / 0.02%	\$1,290 / 0.01%	\$1,500 / 0.01%
S	***	\$1,730,869 / 19.47%	\$950 / 0.01%	\$1,656,396 / 18.63%	\$60,927 / 0.69%	\$178 / 0.00%	\$12,418 / 0.14%	0 / 0%
T	0	0 / 0%	0 / 0%	0 / 0%	0 / 0%	0 / 0%	0 / 0%	0 / 0%
-TC	0	0 / 0%	0 / 0%	0 / 0%	0 / 0%	0 / 0%	0 / 0%	0 / 0%
	\$12,218,179	\$2,658,202 / 21.76%	\$28,516 / 0.23%	\$2,289,825 / 18.74%	\$322,077 / 2.64%	\$2,578 / 0.02%	\$13,707 / 0.11%	\$1,500 / 0.01%

749 - TEXAS A&M UNIVERSITY - SAN ANTONIO - COMMODITY PURCHASING UNADJUSTED GOAL IS 21.1%								
-I	0	0 / 0%	0 / 0%	0 / 0%	0 / 0%	0 / 0%	0 / 0%	0 / 0%
N	\$13,960,140	\$7,463,508 / 53.46%	\$1,725,665 / 12.36%	\$5,223,898 / 37.42%	\$373,895 / 2.68%	\$140,050 / 1.00%	0 / 0%	0 / 0%
S	***	\$25,019 / 0.93%	0 / 0%	\$8,338 / 0.31%	\$15,034 / 0.56%	\$1,647 / 0.06%	0 / 0%	0 / 0%
T	0	0 / 0%	0 / 0%	0 / 0%	0 / 0%	0 / 0%	0 / 0%	0 / 0%
-TC	0	0 / 0%	0 / 0%	0 / 0%	0 / 0%	0 / 0%	0 / 0%	0 / 0%
	\$13,960,140	\$7,488,527 / 53.64%	\$1,725,665 / 12.36%	\$5,232,236 / 37.48%	\$388,928 / 2.79%	\$141,698 / 1.02%	0 / 0%	0 / 0%

*** DOLLARS REPORTED BUT NOT SHOWN IN THESE COLUMNS. T=TREASURY, N=NON-TREASURY, S=SUBCONTRACTOR FUNDS & PROCUREMENT CARD HUB PURCHASES, TC=TERM CONTRACT, I= INTER GOVERNMENTAL PAYMENTS.



TEXAS HISTORICALLY UNDERUTILIZED BUSINESS (HUB) ANNUAL REPORT RECEIVED FOR FISCAL YEAR 2024

SECTION VII - STATE AGENCY EXPENDITURE DATA

RECORD TYPE	TOTAL EXPENDITURE	TOTAL SPENT WITH HUBS AMOUNT / %	BLACK AMOUNT / %	HISPANIC AMOUNT / %	WOMAN AMOUNT / %	ASIAN PACIFIC AMOUNT / %	NATIVE AMERICAN AMOUNT / %	SERVICE-DISABLED VETERAN AMOUNT / %
749 - TEXAS A&M UNIVERSITY - SAN ANTONIO - Statewide Grand Total Expenditures								
-I	0	0 / 0%	0 / 0%	0 / 0%	0 / 0%	0 / 0%	0 / 0%	0 / 0%
N	\$26,915,039	\$8,504,906 / 31.60%	\$1,753,971 / 6.52%	\$5,949,821 / 22.11%	\$635,044 / 2.36%	\$142,450 / 0.53%	\$1,290 / 0.00%	\$22,330 / 0.08%
S	***	\$1,795,549 / 14.69%	\$950 / 0.01%	\$1,704,395 / 13.94%	\$75,961 / 0.62%	\$1,825 / 0.01%	\$12,418 / 0.10%	0 / 0%
T	0	0 / 0%	0 / 0%	0 / 0%	0 / 0%	0 / 0%	0 / 0%	0 / 0%
-TC	0	0 / 0%	0 / 0%	0 / 0%	0 / 0%	0 / 0%	0 / 0%	0 / 0%
	\$26,915,039	\$10,300,454 / 38.27%	\$1,754,921 / 6.52%	\$7,654,216 / 28.44%	\$711,005 / 2.64%	\$144,276 / 0.54%	\$13,707 / 0.05%	\$22,330 / 0.08%

*** DOLLARS REPORTED BUT NOT SHOWN IN THESE COLUMNS. T=TREASURY, N=NON-TREASURY, S=SUBCONTRACTOR FUNDS & PROCUREMENT CARD HUB PURCHASES, TC=TERM CONTRACT, I= INTER GOVERNMENTAL PAYMENTS.



TEXAS HISTORICALLY UNDERUTILIZED BUSINESS (HUB) ANNUAL REPORT RECEIVED FOR FISCAL YEAR 2024

SECTION VII - STATE AGENCY EXPENDITURE DATA

RECORD TYPE	TOTAL EXPENDITURE	TOTAL SPENT WITH HUBS AMOUNT / %	BLACK AMOUNT / %	HISPANIC AMOUNT / %	WOMAN AMOUNT / %	ASIAN PACIFIC AMOUNT / %	NATIVE AMERICAN AMOUNT / %	SERVICE-DISABLED VETERAN AMOUNT / %
-------------	-------------------	----------------------------------	------------------	---------------------	------------------	--------------------------	----------------------------	-------------------------------------

750 - UNIVERSITY OF TEXAS AT TYLER - HEAVY CONSTRUCTION UNADJUSTED GOAL IS 11.2%

-I	0	0 / 0%	0 / 0%	0 / 0%	0 / 0%	0 / 0%	0 / 0%	0 / 0%
N	0	0 / 0%	0 / 0%	0 / 0%	0 / 0%	0 / 0%	0 / 0%	0 / 0%
S	***	0 / 0%	0 / 0%	0 / 0%	0 / 0%	0 / 0%	0 / 0%	0 / 0%
T	0	0 / 0%	0 / 0%	0 / 0%	0 / 0%	0 / 0%	0 / 0%	0 / 0%
-TC	0	0 / 0%	0 / 0%	0 / 0%	0 / 0%	0 / 0%	0 / 0%	0 / 0%
	0	0 / 0%	0 / 0%	0 / 0%	0 / 0%	0 / 0%	0 / 0%	0 / 0%

750 - UNIVERSITY OF TEXAS AT TYLER - BUILDING CONSTRUCTION UNADJUSTED GOAL IS 21.1%

-I	0	0 / 0%	0 / 0%	0 / 0%	0 / 0%	0 / 0%	0 / 0%	0 / 0%
N	0	0 / 0%	0 / 0%	0 / 0%	0 / 0%	0 / 0%	0 / 0%	0 / 0%
S	***	0 / 0%	0 / 0%	0 / 0%	0 / 0%	0 / 0%	0 / 0%	0 / 0%
T	0	0 / 0%	0 / 0%	0 / 0%	0 / 0%	0 / 0%	0 / 0%	0 / 0%
-TC	0	0 / 0%	0 / 0%	0 / 0%	0 / 0%	0 / 0%	0 / 0%	0 / 0%
	0	0 / 0%	0 / 0%	0 / 0%	0 / 0%	0 / 0%	0 / 0%	0 / 0%

750 - UNIVERSITY OF TEXAS AT TYLER - SPECIAL TRADE UNADJUSTED GOAL IS 32.9%

-I	0	0 / 0%	0 / 0%	0 / 0%	0 / 0%	0 / 0%	0 / 0%	0 / 0%
N	\$12,026,777	\$337,322 / 2.80%	\$54,168 / 0.45%	0 / 0%	\$157,314 / 1.31%	\$125,840 / 1.05%	0 / 0%	0 / 0%
S	***	0 / 0%	0 / 0%	0 / 0%	0 / 0%	0 / 0%	0 / 0%	0 / 0%
T	0	0 / 0%	0 / 0%	0 / 0%	0 / 0%	0 / 0%	0 / 0%	0 / 0%
-TC	0	0 / 0%	0 / 0%	0 / 0%	0 / 0%	0 / 0%	0 / 0%	0 / 0%
	\$12,026,777	\$337,322 / 2.80%	\$54,168 / 0.45%	0 / 0%	\$157,314 / 1.31%	\$125,840 / 1.05%	0 / 0%	0 / 0%

*** DOLLARS REPORTED BUT NOT SHOWN IN THESE COLUMNS. T=TREASURY, N=NON-TREASURY, S=SUBCONTRACTOR FUNDS & PROCUREMENT CARD HUB PURCHASES, TC=TERM CONTRACT, I= INTER GOVERNMENTAL PAYMENTS.



TEXAS HISTORICALLY UNDERUTILIZED BUSINESS (HUB) ANNUAL REPORT RECEIVED FOR FISCAL YEAR 2024

SECTION VII - STATE AGENCY EXPENDITURE DATA

RECORD TYPE	TOTAL EXPENDITURE	TOTAL SPENT WITH HUBS AMOUNT / %	BLACK AMOUNT / %	HISPANIC AMOUNT / %	WOMAN AMOUNT / %	ASIAN PACIFIC AMOUNT / %	NATIVE AMERICAN AMOUNT / %	SERVICE-DISABLED VETERAN AMOUNT / %
750 - UNIVERSITY OF TEXAS AT TYLER - PROFESSIONAL SERVICES UNADJUSTED GOAL IS 23.7%								
-I	0	0 / 0%	0 / 0%	0 / 0%	0 / 0%	0 / 0%	0 / 0%	0 / 0%
N	\$1,285,397	\$16,429 / 1.28%	0 / 0%	0 / 0%	\$3,420 / 0.27%	\$13,009 / 1.01%	0 / 0%	0 / 0%
S	***	0 / 0%	0 / 0%	0 / 0%	0 / 0%	0 / 0%	0 / 0%	0 / 0%
T	0	0 / 0%	0 / 0%	0 / 0%	0 / 0%	0 / 0%	0 / 0%	0 / 0%
-TC	0	0 / 0%	0 / 0%	0 / 0%	0 / 0%	0 / 0%	0 / 0%	0 / 0%
	\$1,285,397	\$16,429 / 1.28%	0 / 0%	0 / 0%	\$3,420 / 0.27%	\$13,009 / 1.01%	0 / 0%	0 / 0%
750 - UNIVERSITY OF TEXAS AT TYLER - OTHER SERVICES UNADJUSTED GOAL IS 26%								
-I	0	0 / 0%	0 / 0%	0 / 0%	0 / 0%	0 / 0%	0 / 0%	0 / 0%
N	\$14,828,278	\$1,133,405 / 7.64%	\$80,658 / 0.54%	\$88,600 / 0.60%	\$881,243 / 5.94%	\$80,103 / 0.54%	0 / 0%	\$2,800 / 0.02%
S	***	0 / 0%	0 / 0%	0 / 0%	0 / 0%	0 / 0%	0 / 0%	0 / 0%
T	0	0 / 0%	0 / 0%	0 / 0%	0 / 0%	0 / 0%	0 / 0%	0 / 0%
-TC	0	0 / 0%	0 / 0%	0 / 0%	0 / 0%	0 / 0%	0 / 0%	0 / 0%
	\$14,828,278	\$1,133,405 / 7.64%	\$80,658 / 0.54%	\$88,600 / 0.60%	\$881,243 / 5.94%	\$80,103 / 0.54%	0 / 0%	\$2,800 / 0.02%
750 - UNIVERSITY OF TEXAS AT TYLER - COMMODITY PURCHASING UNADJUSTED GOAL IS 21.1%								
-I	0	0 / 0%	0 / 0%	0 / 0%	0 / 0%	0 / 0%	0 / 0%	0 / 0%
N	\$14,204,047	\$2,931,984 / 20.64%	\$1,175,429 / 8.28%	\$436,721 / 3.07%	\$635,024 / 4.47%	\$684,811 / 4.82%	0 / 0%	0 / 0%
S	***	\$7,805 / 0.50%	0 / 0%	0 / 0%	\$7,805 / 0.50%	0 / 0%	0 / 0%	0 / 0%
T	0	0 / 0%	0 / 0%	0 / 0%	0 / 0%	0 / 0%	0 / 0%	0 / 0%
-TC	0	0 / 0%	0 / 0%	0 / 0%	0 / 0%	0 / 0%	0 / 0%	0 / 0%
	\$14,204,047	\$2,939,789 / 20.70%	\$1,175,429 / 8.28%	\$436,721 / 3.07%	\$642,829 / 4.53%	\$684,811 / 4.82%	0 / 0%	0 / 0%

*** DOLLARS REPORTED BUT NOT SHOWN IN THESE COLUMNS. T=TREASURY, N=NON-TREASURY, S=SUBCONTRACTOR FUNDS & PROCUREMENT CARD HUB PURCHASES, TC=TERM CONTRACT, I= INTER GOVERNMENTAL PAYMENTS.



TEXAS HISTORICALLY UNDERUTILIZED BUSINESS (HUB) ANNUAL REPORT RECEIVED FOR FISCAL YEAR 2024

SECTION VII - STATE AGENCY EXPENDITURE DATA

RECORD TYPE	TOTAL EXPENDITURE	TOTAL SPENT WITH HUBS AMOUNT / %	BLACK AMOUNT / %	HISPANIC AMOUNT / %	WOMAN AMOUNT / %	ASIAN PACIFIC AMOUNT / %	NATIVE AMERICAN AMOUNT / %	SERVICE-DISABLED VETERAN AMOUNT / %
750 - UNIVERSITY OF TEXAS AT TYLER - Statewide Grand Total Expenditures								
-I	0	0 / 0%	0 / 0%	0 / 0%	0 / 0%	0 / 0%	0 / 0%	0 / 0%
N	\$42,344,498	\$4,419,140 / 10.44%	\$1,310,255 / 3.09%	\$525,321 / 1.24%	\$1,677,001 / 3.96%	\$903,763 / 2.13%	0 / 0%	\$2,800 / 0.01%
S	***	\$7,805 / 0.50%	0 / 0%	0 / 0%	\$7,805 / 0.50%	0 / 0%	0 / 0%	0 / 0%
T	0	0 / 0%	0 / 0%	0 / 0%	0 / 0%	0 / 0%	0 / 0%	0 / 0%
-TC	0	0 / 0%	0 / 0%	0 / 0%	0 / 0%	0 / 0%	0 / 0%	0 / 0%
	\$42,344,498	\$4,426,945 / 10.45%	\$1,310,255 / 3.09%	\$525,321 / 1.24%	\$1,684,806 / 3.98%	\$903,763 / 2.13%	0 / 0%	\$2,800 / 0.01%

*** DOLLARS REPORTED BUT NOT SHOWN IN THESE COLUMNS. T=TREASURY, N=NON-TREASURY, S=SUBCONTRACTOR FUNDS & PROCUREMENT CARD HUB PURCHASES, TC=TERM CONTRACT, I= INTER GOVERNMENTAL PAYMENTS.



TEXAS HISTORICALLY UNDERUTILIZED BUSINESS (HUB) ANNUAL REPORT RECEIVED FOR FISCAL YEAR 2024

SECTION VII - STATE AGENCY EXPENDITURE DATA

RECORD TYPE	TOTAL EXPENDITURE	TOTAL SPENT WITH HUBS AMOUNT / %	BLACK AMOUNT / %	HISPANIC AMOUNT / %	WOMAN AMOUNT / %	ASIAN PACIFIC AMOUNT / %	NATIVE AMERICAN AMOUNT / %	SERVICE-DISABLED VETERAN AMOUNT / %
751 - TEXAS A & M UNIVERSITY - COMMERCE - HEAVY CONSTRUCTION UNADJUSTED GOAL IS 11.2%								
-I	0	0 / 0%	0 / 0%	0 / 0%	0 / 0%	0 / 0%	0 / 0%	0 / 0%
N	\$46,501	0 / 0%	0 / 0%	0 / 0%	0 / 0%	0 / 0%	0 / 0%	0 / 0%
S	***	0 / 0%	0 / 0%	0 / 0%	0 / 0%	0 / 0%	0 / 0%	0 / 0%
T	0	0 / 0%	0 / 0%	0 / 0%	0 / 0%	0 / 0%	0 / 0%	0 / 0%
-TC	0	0 / 0%	0 / 0%	0 / 0%	0 / 0%	0 / 0%	0 / 0%	0 / 0%
	\$46,501	0 / 0%	0 / 0%	0 / 0%	0 / 0%	0 / 0%	0 / 0%	0 / 0%
751 - TEXAS A & M UNIVERSITY - COMMERCE - BUILDING CONSTRUCTION UNADJUSTED GOAL IS 21.1%								
-I	0	0 / 0%	0 / 0%	0 / 0%	0 / 0%	0 / 0%	0 / 0%	0 / 0%
N	\$8,226,813	\$39,645 / 0.48%	0 / 0%	0 / 0%	\$20,474 / 0.25%	0 / 0%	0 / 0%	\$19,171 / 0.23%
S	***	0 / 0%	0 / 0%	0 / 0%	0 / 0%	0 / 0%	0 / 0%	0 / 0%
T	\$117,544	0 / 0%	0 / 0%	0 / 0%	0 / 0%	0 / 0%	0 / 0%	0 / 0%
-TC	0	0 / 0%	0 / 0%	0 / 0%	0 / 0%	0 / 0%	0 / 0%	0 / 0%
	\$8,344,357	\$39,645 / 0.48%	0 / 0%	0 / 0%	\$20,474 / 0.25%	0 / 0%	0 / 0%	\$19,171 / 0.23%
751 - TEXAS A & M UNIVERSITY - COMMERCE - SPECIAL TRADE UNADJUSTED GOAL IS 32.9%								
-I	0	0 / 0%	0 / 0%	0 / 0%	0 / 0%	0 / 0%	0 / 0%	0 / 0%
N	\$3,490,848	\$250,586 / 7.18%	0 / 0%	0 / 0%	\$37,320 / 1.07%	0 / 0%	\$213,266 / 6.11%	0 / 0%
S	***	0 / 0%	0 / 0%	0 / 0%	0 / 0%	0 / 0%	0 / 0%	0 / 0%
T	\$-154,166	0 / 0%	0 / 0%	0 / 0%	0 / 0%	0 / 0%	0 / 0%	0 / 0%
-TC	0	0 / 0%	0 / 0%	0 / 0%	0 / 0%	0 / 0%	0 / 0%	0 / 0%
	\$3,336,682	\$250,586 / 7.51%	0 / 0%	0 / 0%	\$37,320 / 1.12%	0 / 0%	\$213,266 / 6.39%	0 / 0%

*** DOLLARS REPORTED BUT NOT SHOWN IN THESE COLUMNS. T=TREASURY, N=NON-TREASURY, S=SUBCONTRACTOR FUNDS & PROCUREMENT CARD HUB PURCHASES, TC=TERM CONTRACT, I= INTER GOVERNMENTAL PAYMENTS.



TEXAS HISTORICALLY UNDERUTILIZED BUSINESS (HUB) ANNUAL REPORT RECEIVED FOR FISCAL YEAR 2024

SECTION VII - STATE AGENCY EXPENDITURE DATA

RECORD TYPE	TOTAL EXPENDITURE	TOTAL SPENT WITH HUBS AMOUNT / %	BLACK AMOUNT / %	HISPANIC AMOUNT / %	WOMAN AMOUNT / %	ASIAN PACIFIC AMOUNT / %	NATIVE AMERICAN AMOUNT / %	SERVICE-DISABLED VETERAN AMOUNT / %
751 - TEXAS A & M UNIVERSITY - COMMERCE - PROFESSIONAL SERVICES UNADJUSTED GOAL IS 23.7%								
-I	0	0 / 0%	0 / 0%	0 / 0%	0 / 0%	0 / 0%	0 / 0%	0 / 0%
N	\$529,922	0 / 0%	0 / 0%	0 / 0%	0 / 0%	0 / 0%	0 / 0%	0 / 0%
S	***	0 / 0%	0 / 0%	0 / 0%	0 / 0%	0 / 0%	0 / 0%	0 / 0%
T	\$42,879	0 / 0%	0 / 0%	0 / 0%	0 / 0%	0 / 0%	0 / 0%	0 / 0%
-TC	0	0 / 0%	0 / 0%	0 / 0%	0 / 0%	0 / 0%	0 / 0%	0 / 0%
	\$572,802	0 / 0%	0 / 0%	0 / 0%	0 / 0%	0 / 0%	0 / 0%	0 / 0%
751 - TEXAS A & M UNIVERSITY - COMMERCE - OTHER SERVICES UNADJUSTED GOAL IS 26%								
-I	0	0 / 0%	0 / 0%	0 / 0%	0 / 0%	0 / 0%	0 / 0%	0 / 0%
N	\$16,968,527	\$414,269 / 2.44%	0 / 0%	\$101,232 / 0.60%	\$197,906 / 1.17%	\$71,620 / 0.42%	\$43,511 / 0.26%	0 / 0%
S	***	\$6,811,691 / 59.54%	\$128,375 / 1.12%	\$185,059 / 1.62%	\$6,498,257 / 56.80%	0 / 0%	0 / 0%	0 / 0%
T	\$-23,564	0 / 0%	0 / 0%	0 / 0%	0 / 0%	0 / 0%	0 / 0%	0 / 0%
-TC	0	0 / 0%	0 / 0%	0 / 0%	0 / 0%	0 / 0%	0 / 0%	0 / 0%
	\$16,944,962	\$7,225,960 / 42.64%	\$128,375 / 0.76%	\$286,291 / 1.69%	\$6,696,163 / 39.52%	\$71,620 / 0.42%	\$43,511 / 0.26%	0 / 0%
751 - TEXAS A & M UNIVERSITY - COMMERCE - COMMODITY PURCHASING UNADJUSTED GOAL IS 21.1%								
-I	0	0 / 0%	0 / 0%	0 / 0%	0 / 0%	0 / 0%	0 / 0%	0 / 0%
N	\$11,137,772	\$1,709,113 / 15.35%	\$596,157 / 5.35%	\$189,704 / 1.70%	\$358,732 / 3.22%	\$202,936 / 1.82%	\$361,585 / 3.25%	0 / 0%
S	***	\$155,319 / 5.99%	0 / 0%	\$8,235 / 0.32%	\$147,084 / 5.67%	0 / 0%	0 / 0%	0 / 0%
T	\$-16,853	-\$13,425 / 79.66%	-\$13,425 / 79.66%	0 / 0%	0 / 0%	0 / 0%	0 / 0%	0 / 0%
-TC	\$15,526	0 / 0%	0 / 0%	0 / 0%	0 / 0%	0 / 0%	0 / 0%	0 / 0%
	\$11,105,393	\$1,851,008 / 16.67%	\$582,733 / 5.25%	\$197,938 / 1.78%	\$505,816 / 4.55%	\$202,936 / 1.83%	\$361,585 / 3.26%	0 / 0%

*** DOLLARS REPORTED BUT NOT SHOWN IN THESE COLUMNS. T=TREASURY, N=NON-TREASURY, S=SUBCONTRACTOR FUNDS & PROCUREMENT CARD HUB PURCHASES, TC=TERM CONTRACT, I= INTER GOVERNMENTAL PAYMENTS.



TEXAS HISTORICALLY UNDERUTILIZED BUSINESS (HUB) ANNUAL REPORT RECEIVED FOR FISCAL YEAR 2024

SECTION VII - STATE AGENCY EXPENDITURE DATA

RECORD TYPE	TOTAL EXPENDITURE	TOTAL SPENT WITH HUBS AMOUNT / %	BLACK AMOUNT / %	HISPANIC AMOUNT / %	WOMAN AMOUNT / %	ASIAN PACIFIC AMOUNT / %	NATIVE AMERICAN AMOUNT / %	SERVICE-DISABLED VETERAN AMOUNT / %
751 - TEXAS A & M UNIVERSITY - COMMERCE - Statewide Grand Total Expenditures								
-I	0	0 / 0%	0 / 0%	0 / 0%	0 / 0%	0 / 0%	0 / 0%	0 / 0%
N	\$40,400,383	\$2,413,614 / 5.97%	\$596,157 / 1.48%	\$290,936 / 0.72%	\$614,432 / 1.52%	\$274,556 / 0.68%	\$618,363 / 1.53%	\$19,171 / 0.05%
S	***	\$6,967,010 / 48.85%	\$128,375 / 0.90%	\$193,294 / 1.36%	\$6,645,342 / 46.59%	0 / 0%	0 / 0%	0 / 0%
T	-\$34,160	-\$13,425 / 39.30%	-\$13,425 / 39.30%	0 / 0%	0 / 0%	0 / 0%	0 / 0%	0 / 0%
-TC	\$15,526	0 / 0%	0 / 0%	0 / 0%	0 / 0%	0 / 0%	0 / 0%	0 / 0%
	\$40,350,697	\$9,367,199 / 23.21%	\$711,107 / 1.76%	\$484,229 / 1.20%	\$7,259,773 / 17.99%	\$274,556 / 0.68%	\$618,363 / 1.53%	\$19,171 / 0.05%

*** DOLLARS REPORTED BUT NOT SHOWN IN THESE COLUMNS. T=TREASURY, N=NON-TREASURY, S=SUBCONTRACTOR FUNDS & PROCUREMENT CARD HUB PURCHASES, TC=TERM CONTRACT, I= INTER GOVERNMENTAL PAYMENTS.



TEXAS HISTORICALLY UNDERUTILIZED BUSINESS (HUB) ANNUAL REPORT RECEIVED FOR FISCAL YEAR 2024

SECTION VII - STATE AGENCY EXPENDITURE DATA

RECORD TYPE	TOTAL EXPENDITURE	TOTAL SPENT WITH HUBS AMOUNT / %	BLACK AMOUNT / %	HISPANIC AMOUNT / %	WOMAN AMOUNT / %	ASIAN PACIFIC AMOUNT / %	NATIVE AMERICAN AMOUNT / %	SERVICE-DISABLED VETERAN AMOUNT / %
-------------	-------------------	----------------------------------	------------------	---------------------	------------------	--------------------------	----------------------------	-------------------------------------

752 - UNIVERSITY OF NORTH TEXAS - HEAVY CONSTRUCTION UNADJUSTED GOAL IS 11.2%

-I	0	0 / 0%	0 / 0%	0 / 0%	0 / 0%	0 / 0%	0 / 0%	0 / 0%
N	\$35	0 / 0%	0 / 0%	0 / 0%	0 / 0%	0 / 0%	0 / 0%	0 / 0%
S	***	0 / 0%	0 / 0%	0 / 0%	0 / 0%	0 / 0%	0 / 0%	0 / 0%
T	0	0 / 0%	0 / 0%	0 / 0%	0 / 0%	0 / 0%	0 / 0%	0 / 0%
-TC	0	0 / 0%	0 / 0%	0 / 0%	0 / 0%	0 / 0%	0 / 0%	0 / 0%
	\$35	0 / 0%	0 / 0%	0 / 0%	0 / 0%	0 / 0%	0 / 0%	0 / 0%

752 - UNIVERSITY OF NORTH TEXAS - BUILDING CONSTRUCTION UNADJUSTED GOAL IS 21.1%

-I	0	0 / 0%	0 / 0%	0 / 0%	0 / 0%	0 / 0%	0 / 0%	0 / 0%
N	\$19,549,341	\$3,395,247 / 17.37%	\$16,584 / 0.08%	\$495,924 / 2.54%	\$2,659,046 / 13.60%	0 / 0%	\$223,693 / 1.14%	0 / 0%
S	***	\$5,586,892 / 28.45%	\$169,386 / 0.86%	\$180,060 / 0.92%	\$5,173,108 / 26.34%	\$47,118 / 0.24%	\$17,220 / 0.09%	0 / 0%
T	\$89,615	\$255 / 0.28%	0 / 0%	0 / 0%	\$255 / 0.28%	0 / 0%	0 / 0%	0 / 0%
-TC	0	0 / 0%	0 / 0%	0 / 0%	0 / 0%	0 / 0%	0 / 0%	0 / 0%
	\$19,638,955	\$8,982,394 / 45.74%	\$185,970 / 0.95%	\$675,984 / 3.44%	\$7,832,409 / 39.88%	\$47,118 / 0.24%	\$240,913 / 1.23%	0 / 0%

752 - UNIVERSITY OF NORTH TEXAS - SPECIAL TRADE UNADJUSTED GOAL IS 32.9%

-I	0	0 / 0%	0 / 0%	0 / 0%	0 / 0%	0 / 0%	0 / 0%	0 / 0%
N	\$36,297,960	\$11,504,714 / 31.70%	\$15,820 / 0.04%	\$4,783,768 / 13.18%	\$5,956,060 / 16.41%	\$12,977 / 0.04%	\$736,090 / 2.03%	0 / 0%
S	***	\$12,880 / 0.04%	0 / 0%	0 / 0%	0 / 0%	0 / 0%	\$12,880 / 0.04%	0 / 0%
T	\$115,292	\$22,877 / 19.84%	0 / 0%	\$10,690 / 9.27%	\$12,187 / 10.57%	0 / 0%	0 / 0%	0 / 0%
-TC	0	0 / 0%	0 / 0%	0 / 0%	0 / 0%	0 / 0%	0 / 0%	0 / 0%
	\$36,413,252	\$11,540,471 / 31.69%	\$15,820 / 0.04%	\$4,794,458 / 13.17%	\$5,968,247 / 16.39%	\$12,977 / 0.04%	\$748,970 / 2.06%	0 / 0%

*** DOLLARS REPORTED BUT NOT SHOWN IN THESE COLUMNS. T=TREASURY, N=NON-TREASURY, S=SUBCONTRACTOR FUNDS & PROCUREMENT CARD HUB PURCHASES, TC=TERM CONTRACT, I= INTER GOVERNMENTAL PAYMENTS.



TEXAS HISTORICALLY UNDERUTILIZED BUSINESS (HUB) ANNUAL REPORT RECEIVED FOR FISCAL YEAR 2024

SECTION VII - STATE AGENCY EXPENDITURE DATA

RECORD TYPE	TOTAL EXPENDITURE	TOTAL SPENT WITH HUBS AMOUNT / %	BLACK AMOUNT / %	HISPANIC AMOUNT / %	WOMAN AMOUNT / %	ASIAN PACIFIC AMOUNT / %	NATIVE AMERICAN AMOUNT / %	SERVICE-DISABLED VETERAN AMOUNT / %
752 - UNIVERSITY OF NORTH TEXAS - PROFESSIONAL SERVICES UNADJUSTED GOAL IS 23.7%								
-I	0	0 / 0%	0 / 0%	0 / 0%	0 / 0%	0 / 0%	0 / 0%	0 / 0%
N	\$1,849,175	\$526,954 / 28.50%	0 / 0%	\$324,381 / 17.54%	\$194,380 / 10.51%	\$8,193 / 0.44%	0 / 0%	0 / 0%
S	***	\$24,087 / 1.95%	0 / 0%	\$9,812 / 0.80%	\$14,275 / 1.16%	0 / 0%	0 / 0%	0 / 0%
T	\$20,657	\$13,194 / 63.87%	0 / 0%	\$12,114 / 58.64%	\$1,080 / 5.23%	0 / 0%	0 / 0%	0 / 0%
-TC	0	0 / 0%	0 / 0%	0 / 0%	0 / 0%	0 / 0%	0 / 0%	0 / 0%
	\$1,869,832	\$564,235 / 30.18%	0 / 0%	\$346,307 / 18.52%	\$209,735 / 11.22%	\$8,193 / 0.44%	0 / 0%	0 / 0%
752 - UNIVERSITY OF NORTH TEXAS - OTHER SERVICES UNADJUSTED GOAL IS 26%								
-I	0	0 / 0%	0 / 0%	0 / 0%	0 / 0%	0 / 0%	0 / 0%	0 / 0%
N	\$50,522,982	\$1,427,428 / 2.83%	\$255,686 / 0.51%	\$86,738 / 0.17%	\$700,319 / 1.39%	\$384,685 / 0.76%	0 / 0%	0 / 0%
S	***	\$409,764 / 1.50%	\$4,595 / 0.02%	\$49,444 / 0.18%	\$254,636 / 0.93%	\$101,089 / 0.37%	0 / 0%	0 / 0%
T	\$235,931	\$111,974 / 47.46%	0 / 0%	\$2,400 / 1.02%	\$74,908 / 31.75%	\$34,666 / 14.69%	0 / 0%	0 / 0%
-TC	0	0 / 0%	0 / 0%	0 / 0%	0 / 0%	0 / 0%	0 / 0%	0 / 0%
	\$50,758,912	\$1,949,166 / 3.84%	\$260,280 / 0.51%	\$138,582 / 0.27%	\$1,029,864 / 2.03%	\$520,440 / 1.03%	0 / 0%	0 / 0%
752 - UNIVERSITY OF NORTH TEXAS - COMMODITY PURCHASING UNADJUSTED GOAL IS 21.1%								
-I	0	0 / 0%	0 / 0%	0 / 0%	0 / 0%	0 / 0%	0 / 0%	0 / 0%
N	\$75,243,132	\$13,782,220 / 18.32%	\$6,008,095 / 7.98%	\$5,139,671 / 6.83%	\$1,858,083 / 2.47%	\$760,789 / 1.01%	\$15,580 / 0.02%	0 / 0%
S	***	\$780,518 / 3.40%	\$81,542 / 0.36%	\$330,209 / 1.44%	\$320,263 / 1.40%	\$8,781 / 0.04%	\$39,722 / 0.17%	0 / 0%
T	\$4,230,093	\$1,511,810 / 35.74%	\$1,172,653 / 27.72%	\$203,770 / 4.82%	\$120,852 / 2.86%	\$14,535 / 0.34%	0 / 0%	0 / 0%
-TC	0	0 / 0%	0 / 0%	0 / 0%	0 / 0%	0 / 0%	0 / 0%	0 / 0%
	\$79,473,225	\$16,074,547 / 20.23%	\$7,262,291 / 9.14%	\$5,673,650 / 7.14%	\$2,299,198 / 2.89%	\$784,105 / 0.99%	\$55,303 / 0.07%	0 / 0%

*** DOLLARS REPORTED BUT NOT SHOWN IN THESE COLUMNS. T=TREASURY, N=NON-TREASURY, S=SUBCONTRACTOR FUNDS & PROCUREMENT CARD HUB PURCHASES, TC=TERM CONTRACT, I= INTER GOVERNMENTAL PAYMENTS.



TEXAS HISTORICALLY UNDERUTILIZED BUSINESS (HUB) ANNUAL REPORT RECEIVED FOR FISCAL YEAR 2024

SECTION VII - STATE AGENCY EXPENDITURE DATA

RECORD TYPE	TOTAL EXPENDITURE	TOTAL SPENT WITH HUBS AMOUNT / %	BLACK AMOUNT / %	HISPANIC AMOUNT / %	WOMAN AMOUNT / %	ASIAN PACIFIC AMOUNT / %	NATIVE AMERICAN AMOUNT / %	SERVICE-DISABLED VETERAN AMOUNT / %
752 - UNIVERSITY OF NORTH TEXAS - Statewide Grand Total Expenditures								
-I	0	0 / 0%	0 / 0%	0 / 0%	0 / 0%	0 / 0%	0 / 0%	0 / 0%
N	\$183,462,625	\$30,636,563 / 16.70%	\$6,296,185 / 3.43%	\$10,830,482 / 5.90%	\$11,367,889 / 6.20%	\$1,166,644 / 0.64%	\$975,363 / 0.53%	0 / 0%
S	***	\$6,814,141 / 6.55%	\$255,523 / 0.25%	\$569,525 / 0.55%	\$5,762,282 / 5.54%	\$156,988 / 0.15%	\$69,822 / 0.07%	0 / 0%
T	\$4,691,587	\$1,660,110 / 35.38%	\$1,172,653 / 24.99%	\$228,974 / 4.88%	\$209,282 / 4.46%	\$49,201 / 1.05%	0 / 0%	0 / 0%
-TC	0	0 / 0%	0 / 0%	0 / 0%	0 / 0%	0 / 0%	0 / 0%	0 / 0%
	\$188,154,212	\$39,110,814 / 20.79%	\$7,724,362 / 4.11%	\$11,628,981 / 6.18%	\$17,339,453 / 9.22%	\$1,372,833 / 0.73%	\$1,045,185 / 0.56%	0 / 0%

*** DOLLARS REPORTED BUT NOT SHOWN IN THESE COLUMNS. T=TREASURY, N=NON-TREASURY, S=SUBCONTRACTOR FUNDS & PROCUREMENT CARD HUB PURCHASES, TC=TERM CONTRACT, I= INTER GOVERNMENTAL PAYMENTS.



TEXAS HISTORICALLY UNDERUTILIZED BUSINESS (HUB) ANNUAL REPORT RECEIVED FOR FISCAL YEAR 2024

SECTION VII - STATE AGENCY EXPENDITURE DATA

RECORD TYPE	TOTAL EXPENDITURE	TOTAL SPENT WITH HUBS AMOUNT / %	BLACK AMOUNT / %	HISPANIC AMOUNT / %	WOMAN AMOUNT / %	ASIAN PACIFIC AMOUNT / %	NATIVE AMERICAN AMOUNT / %	SERVICE-DISABLED VETERAN AMOUNT / %
-------------	-------------------	----------------------------------	------------------	---------------------	------------------	--------------------------	----------------------------	-------------------------------------

753 - SAM HOUSTON STATE UNIVERSITY - HEAVY CONSTRUCTION UNADJUSTED GOAL IS 11.2%

-I	0	0 / 0%	0 / 0%	0 / 0%	0 / 0%	0 / 0%	0 / 0%	0 / 0%
N	0	0 / 0%	0 / 0%	0 / 0%	0 / 0%	0 / 0%	0 / 0%	0 / 0%
S	***	0 / 0%	0 / 0%	0 / 0%	0 / 0%	0 / 0%	0 / 0%	0 / 0%
T	0	0 / 0%	0 / 0%	0 / 0%	0 / 0%	0 / 0%	0 / 0%	0 / 0%
-TC	0	0 / 0%	0 / 0%	0 / 0%	0 / 0%	0 / 0%	0 / 0%	0 / 0%
	0	0 / 0%	0 / 0%	0 / 0%	0 / 0%	0 / 0%	0 / 0%	0 / 0%

753 - SAM HOUSTON STATE UNIVERSITY - BUILDING CONSTRUCTION UNADJUSTED GOAL IS 21.1%

-I	0	0 / 0%	0 / 0%	0 / 0%	0 / 0%	0 / 0%	0 / 0%	0 / 0%
N	\$16,202,196	\$3,564,117 / 22.00%	0 / 0%	\$260,135 / 1.61%	\$3,299,138 / 20.36%	\$4,844 / 0.03%	0 / 0%	0 / 0%
S	***	0 / 0%	0 / 0%	0 / 0%	0 / 0%	0 / 0%	0 / 0%	0 / 0%
T	0	0 / 0%	0 / 0%	0 / 0%	0 / 0%	0 / 0%	0 / 0%	0 / 0%
-TC	0	0 / 0%	0 / 0%	0 / 0%	0 / 0%	0 / 0%	0 / 0%	0 / 0%
	\$16,202,196	\$3,564,117 / 22.00%	0 / 0%	\$260,135 / 1.61%	\$3,299,138 / 20.36%	\$4,844 / 0.03%	0 / 0%	0 / 0%

753 - SAM HOUSTON STATE UNIVERSITY - SPECIAL TRADE UNADJUSTED GOAL IS 32.9%

-I	0	0 / 0%	0 / 0%	0 / 0%	0 / 0%	0 / 0%	0 / 0%	0 / 0%
N	\$1,976,582	\$181,146 / 9.16%	0 / 0%	\$26,247 / 1.33%	\$149,382 / 7.56%	\$5,517 / 0.28%	0 / 0%	0 / 0%
S	***	0 / 0%	0 / 0%	0 / 0%	0 / 0%	0 / 0%	0 / 0%	0 / 0%
T	\$789,639	\$115,127 / 14.58%	0 / 0%	\$15,830 / 2.00%	\$99,297 / 12.57%	0 / 0%	0 / 0%	0 / 0%
-TC	0	0 / 0%	0 / 0%	0 / 0%	0 / 0%	0 / 0%	0 / 0%	0 / 0%
	\$2,766,221	\$296,273 / 10.71%	0 / 0%	\$42,077 / 1.52%	\$248,679 / 8.99%	\$5,517 / 0.20%	0 / 0%	0 / 0%

*** DOLLARS REPORTED BUT NOT SHOWN IN THESE COLUMNS. T=TREASURY, N=NON-TREASURY, S=SUBCONTRACTOR FUNDS & PROCUREMENT CARD HUB PURCHASES, TC=TERM CONTRACT, I= INTER GOVERNMENTAL PAYMENTS.



TEXAS HISTORICALLY UNDERUTILIZED BUSINESS (HUB) ANNUAL REPORT RECEIVED FOR FISCAL YEAR 2024

SECTION VII - STATE AGENCY EXPENDITURE DATA

RECORD TYPE	TOTAL EXPENDITURE	TOTAL SPENT WITH HUBS AMOUNT / %	BLACK AMOUNT / %	HISPANIC AMOUNT / %	WOMAN AMOUNT / %	ASIAN PACIFIC AMOUNT / %	NATIVE AMERICAN AMOUNT / %	SERVICE-DISABLED VETERAN AMOUNT / %
753 - SAM HOUSTON STATE UNIVERSITY - PROFESSIONAL SERVICES UNADJUSTED GOAL IS 23.7%								
-I	0	0 / 0%	0 / 0%	0 / 0%	0 / 0%	0 / 0%	0 / 0%	0 / 0%
N	\$51,288	\$42,011 / 81.91%	0 / 0%	0 / 0%	\$25,776 / 50.26%	\$16,235 / 31.65%	0 / 0%	0 / 0%
S	***	0 / 0%	0 / 0%	0 / 0%	0 / 0%	0 / 0%	0 / 0%	0 / 0%
T	0	0 / 0%	0 / 0%	0 / 0%	0 / 0%	0 / 0%	0 / 0%	0 / 0%
-TC	0	0 / 0%	0 / 0%	0 / 0%	0 / 0%	0 / 0%	0 / 0%	0 / 0%
	\$51,288	\$42,011 / 81.91%	0 / 0%	0 / 0%	\$25,776 / 50.26%	\$16,235 / 31.65%	0 / 0%	0 / 0%
753 - SAM HOUSTON STATE UNIVERSITY - OTHER SERVICES UNADJUSTED GOAL IS 26%								
-I	0	0 / 0%	0 / 0%	0 / 0%	0 / 0%	0 / 0%	0 / 0%	0 / 0%
N	\$9,889,710	\$1,855,951 / 18.77%	\$1,077 / 0.01%	\$529,554 / 5.35%	\$1,039,656 / 10.51%	\$9,547 / 0.10%	0 / 0%	\$276,117 / 2.79%
S	***	0 / 0%	0 / 0%	0 / 0%	0 / 0%	0 / 0%	0 / 0%	0 / 0%
T	\$2,936,175	\$141,437 / 4.82%	\$3,265 / 0.11%	\$34,942 / 1.19%	\$102,383 / 3.49%	0 / 0%	0 / 0%	\$846 / 0.03%
-TC	0	0 / 0%	0 / 0%	0 / 0%	0 / 0%	0 / 0%	0 / 0%	0 / 0%
	\$12,825,885	\$1,997,388 / 15.57%	\$4,343 / 0.03%	\$564,496 / 4.40%	\$1,142,039 / 8.90%	\$9,547 / 0.07%	0 / 0%	\$276,963 / 2.16%
753 - SAM HOUSTON STATE UNIVERSITY - COMMODITY PURCHASING UNADJUSTED GOAL IS 21.1%								
-I	0	0 / 0%	0 / 0%	0 / 0%	0 / 0%	0 / 0%	0 / 0%	0 / 0%
N	\$10,203,883	\$3,447,771 / 33.79%	\$1,020,347 / 10.00%	\$1,196,304 / 11.72%	\$578,051 / 5.67%	\$647,465 / 6.35%	0 / 0%	\$5,605 / 0.05%
S	***	0 / 0%	0 / 0%	0 / 0%	0 / 0%	0 / 0%	0 / 0%	0 / 0%
T	\$4,590,187	\$1,883,396 / 41.03%	\$1,415,736 / 30.84%	\$253,759 / 5.53%	\$203,223 / 4.43%	\$2,214 / 0.05%	0 / 0%	\$8,463 / 0.18%
-TC	0	0 / 0%	0 / 0%	0 / 0%	0 / 0%	0 / 0%	0 / 0%	0 / 0%
	\$14,794,069	\$5,331,167 / 36.04%	\$2,436,083 / 16.47%	\$1,450,062 / 9.80%	\$781,275 / 5.28%	\$649,679 / 4.39%	0 / 0%	\$14,068 / 0.10%

*** DOLLARS REPORTED BUT NOT SHOWN IN THESE COLUMNS. T=TREASURY, N=NON-TREASURY, S=SUBCONTRACTOR FUNDS & PROCUREMENT CARD HUB PURCHASES, TC=TERM CONTRACT, I= INTER GOVERNMENTAL PAYMENTS.



TEXAS HISTORICALLY UNDERUTILIZED BUSINESS (HUB) ANNUAL REPORT RECEIVED FOR FISCAL YEAR 2024

SECTION VII - STATE AGENCY EXPENDITURE DATA

RECORD TYPE	TOTAL EXPENDITURE	TOTAL SPENT WITH HUBS AMOUNT / %	BLACK AMOUNT / %	HISPANIC AMOUNT / %	WOMAN AMOUNT / %	ASIAN PACIFIC AMOUNT / %	NATIVE AMERICAN AMOUNT / %	SERVICE-DISABLED VETERAN AMOUNT / %
753 - SAM HOUSTON STATE UNIVERSITY - Statewide Grand Total Expenditures								
-I	0	0 / 0%	0 / 0%	0 / 0%	0 / 0%	0 / 0%	0 / 0%	0 / 0%
N	\$38,323,659	\$9,090,996 / 23.72%	\$1,021,424 / 2.67%	\$2,012,239 / 5.25%	\$5,092,003 / 13.29%	\$683,608 / 1.78%	0 / 0%	\$281,722 / 0.74%
S	***	0 / 0%	0 / 0%	0 / 0%	0 / 0%	0 / 0%	0 / 0%	0 / 0%
T	\$8,316,000	\$2,139,959 / 25.73%	\$1,419,002 / 17.06%	\$304,531 / 3.66%	\$404,903 / 4.87%	\$2,214 / 0.03%	0 / 0%	\$9,310 / 0.11%
-TC	0	0 / 0%	0 / 0%	0 / 0%	0 / 0%	0 / 0%	0 / 0%	0 / 0%
	\$46,639,659	\$11,230,955 / 24.08%	\$2,440,426 / 5.23%	\$2,316,770 / 4.97%	\$5,496,906 / 11.79%	\$685,822 / 1.47%	0 / 0%	\$291,032 / 0.62%

*** DOLLARS REPORTED BUT NOT SHOWN IN THESE COLUMNS. T=TREASURY, N=NON-TREASURY, S=SUBCONTRACTOR FUNDS & PROCUREMENT CARD HUB PURCHASES, TC=TERM CONTRACT, I= INTER GOVERNMENTAL PAYMENTS.



TEXAS HISTORICALLY UNDERUTILIZED BUSINESS (HUB) ANNUAL REPORT RECEIVED FOR FISCAL YEAR 2024

SECTION VII - STATE AGENCY EXPENDITURE DATA

RECORD TYPE	TOTAL EXPENDITURE	TOTAL SPENT WITH HUBS AMOUNT / %	BLACK AMOUNT / %	HISPANIC AMOUNT / %	WOMAN AMOUNT / %	ASIAN PACIFIC AMOUNT / %	NATIVE AMERICAN AMOUNT / %	SERVICE-DISABLED VETERAN AMOUNT / %
754 - TEXAS STATE UNIVERSITY - HEAVY CONSTRUCTION UNADJUSTED GOAL IS 11.2%								
-I	0	0 / 0%	0 / 0%	0 / 0%	0 / 0%	0 / 0%	0 / 0%	0 / 0%
N	0	0 / 0%	0 / 0%	0 / 0%	0 / 0%	0 / 0%	0 / 0%	0 / 0%
S	***	0 / 0%	0 / 0%	0 / 0%	0 / 0%	0 / 0%	0 / 0%	0 / 0%
T	0	0 / 0%	0 / 0%	0 / 0%	0 / 0%	0 / 0%	0 / 0%	0 / 0%
-TC	0	0 / 0%	0 / 0%	0 / 0%	0 / 0%	0 / 0%	0 / 0%	0 / 0%
	0	0 / 0%	0 / 0%	0 / 0%	0 / 0%	0 / 0%	0 / 0%	0 / 0%

754 - TEXAS STATE UNIVERSITY - BUILDING CONSTRUCTION UNADJUSTED GOAL IS 21.1%								
-I	0	0 / 0%	0 / 0%	0 / 0%	0 / 0%	0 / 0%	0 / 0%	0 / 0%
N	\$111,334,365	\$8,257,284 / 7.42%	\$34,782 / 0.03%	\$4,730,836 / 4.25%	\$3,440,096 / 3.09%	\$3,520 / 0.00%	0 / 0%	\$48,050 / 0.04%
S	***	\$19,459,862 / 15.30%	\$106,241 / 0.08%	\$13,408,433 / 10.54%	\$3,012,432 / 2.37%	\$1,384,215 / 1.09%	\$71,276 / 0.06%	\$1,477,267 / 1.16%
T	\$15,825,509	\$4,736,763 / 29.93%	\$54,235 / 0.34%	\$3,937,838 / 24.88%	\$719,292 / 4.55%	\$25,398 / 0.16%	0 / 0%	0 / 0%
-TC	0	0 / 0%	0 / 0%	0 / 0%	0 / 0%	0 / 0%	0 / 0%	0 / 0%
	\$127,159,874	\$32,453,909 / 25.52%	\$195,257 / 0.15%	\$22,077,107 / 17.36%	\$7,171,820 / 5.64%	\$1,413,132 / 1.11%	\$71,276 / 0.06%	\$1,525,317 / 1.20%

754 - TEXAS STATE UNIVERSITY - SPECIAL TRADE UNADJUSTED GOAL IS 32.9%								
-I	0	0 / 0%	0 / 0%	0 / 0%	0 / 0%	0 / 0%	0 / 0%	0 / 0%
N	\$5,080,471	\$1,527,302 / 30.06%	\$37,527 / 0.74%	\$718,447 / 14.14%	\$771,328 / 15.18%	0 / 0%	0 / 0%	0 / 0%
S	***	\$189,524 / 3.87%	0 / 0%	\$189,524 / 3.87%	0 / 0%	0 / 0%	0 / 0%	0 / 0%
T	\$151,269	\$12,100 / 8.00%	0 / 0%	\$12,100 / 8.00%	0 / 0%	0 / 0%	0 / 0%	0 / 0%
-TC	0	0 / 0%	0 / 0%	0 / 0%	0 / 0%	0 / 0%	0 / 0%	0 / 0%
	\$5,231,740	\$1,728,926 / 33.05%	\$37,527 / 0.72%	\$920,071 / 17.59%	\$771,328 / 14.74%	0 / 0%	0 / 0%	0 / 0%

*** DOLLARS REPORTED BUT NOT SHOWN IN THESE COLUMNS. T=TREASURY, N=NON-TREASURY, S=SUBCONTRACTOR FUNDS & PROCUREMENT CARD HUB PURCHASES, TC=TERM CONTRACT, I= INTER GOVERNMENTAL PAYMENTS.



TEXAS HISTORICALLY UNDERUTILIZED BUSINESS (HUB) ANNUAL REPORT RECEIVED FOR FISCAL YEAR 2024

SECTION VII - STATE AGENCY EXPENDITURE DATA

RECORD TYPE	TOTAL EXPENDITURE	TOTAL SPENT WITH HUBS AMOUNT / %	BLACK AMOUNT / %	HISPANIC AMOUNT / %	WOMAN AMOUNT / %	ASIAN PACIFIC AMOUNT / %	NATIVE AMERICAN AMOUNT / %	SERVICE-DISABLED VETERAN AMOUNT / %
754 - TEXAS STATE UNIVERSITY - PROFESSIONAL SERVICES UNADJUSTED GOAL IS 23.7%								
-I	0	0 / 0%	0 / 0%	0 / 0%	0 / 0%	0 / 0%	0 / 0%	0 / 0%
N	\$7,906,161	\$1,346,118 / 17.03%	0 / 0%	\$1,293,627 / 16.36%	\$41,296 / 0.52%	\$11,195 / 0.14%	0 / 0%	0 / 0%
S	***	0 / 0%	0 / 0%	0 / 0%	0 / 0%	0 / 0%	0 / 0%	0 / 0%
T	\$59,272	\$23,148 / 39.05%	0 / 0%	0 / 0%	0 / 0%	\$23,148 / 39.05%	0 / 0%	0 / 0%
-TC	0	0 / 0%	0 / 0%	0 / 0%	0 / 0%	0 / 0%	0 / 0%	0 / 0%
	\$7,965,433	\$1,369,266 / 17.19%	0 / 0%	\$1,293,627 / 16.24%	\$41,296 / 0.52%	\$34,343 / 0.43%	0 / 0%	0 / 0%
754 - TEXAS STATE UNIVERSITY - OTHER SERVICES UNADJUSTED GOAL IS 26%								
-I	\$263,150	0 / 0%	0 / 0%	0 / 0%	0 / 0%	0 / 0%	0 / 0%	0 / 0%
N	\$38,046,630	\$2,543,443 / 6.69%	\$454,879 / 1.20%	\$246,211 / 0.65%	\$1,738,292 / 4.57%	\$104,061 / 0.27%	0 / 0%	0 / 0%
S	***	\$763,316 / 2.59%	\$749,886 / 2.55%	\$2,261 / 0.01%	\$9,067 / 0.03%	\$749 / 0.00%	0 / 0%	\$1,354 / 0.00%
T	\$4,328,075	\$71,644 / 1.66%	\$6,347 / 0.15%	\$1,481 / 0.03%	\$62,803 / 1.45%	\$1,013 / 0.02%	0 / 0%	0 / 0%
-TC	0	0 / 0%	0 / 0%	0 / 0%	0 / 0%	0 / 0%	0 / 0%	0 / 0%
	\$42,111,556	\$3,378,404 / 8.02%	\$1,211,112 / 2.88%	\$249,953 / 0.59%	\$1,810,162 / 4.30%	\$105,823 / 0.25%	0 / 0%	\$1,354 / 0.00%
754 - TEXAS STATE UNIVERSITY - COMMODITY PURCHASING UNADJUSTED GOAL IS 21.1%								
-I	\$25,975	0 / 0%	0 / 0%	0 / 0%	0 / 0%	0 / 0%	0 / 0%	0 / 0%
N	\$82,488,844	\$10,398,985 / 12.61%	\$4,952,275 / 6.00%	\$2,196,270 / 2.66%	\$665,117 / 0.81%	\$2,550,956 / 3.09%	\$593 / 0.00%	\$33,774 / 0.04%
S	***	\$123,840 / 0.67%	0 / 0%	\$1,551 / 0.01%	\$122,289 / 0.66%	0 / 0%	0 / 0%	0 / 0%
T	\$5,759,723	\$1,304,966 / 22.66%	\$562,145 / 9.76%	\$399,604 / 6.94%	\$334,519 / 5.81%	\$8,698 / 0.15%	0 / 0%	0 / 0%
-TC	0	0 / 0%	0 / 0%	0 / 0%	0 / 0%	0 / 0%	0 / 0%	0 / 0%
	\$88,222,592	\$11,827,791 / 13.41%	\$5,514,420 / 6.25%	\$2,597,425 / 2.94%	\$1,121,926 / 1.27%	\$2,559,654 / 2.90%	\$593 / 0.00%	\$33,774 / 0.04%

*** DOLLARS REPORTED BUT NOT SHOWN IN THESE COLUMNS. T=TREASURY, N=NON-TREASURY, S=SUBCONTRACTOR FUNDS & PROCUREMENT CARD HUB PURCHASES, TC=TERM CONTRACT, I= INTER GOVERNMENTAL PAYMENTS.



TEXAS HISTORICALLY UNDERUTILIZED BUSINESS (HUB) ANNUAL REPORT RECEIVED FOR FISCAL YEAR 2024

SECTION VII - STATE AGENCY EXPENDITURE DATA

RECORD TYPE	TOTAL EXPENDITURE	TOTAL SPENT WITH HUBS AMOUNT / %	BLACK AMOUNT / %	HISPANIC AMOUNT / %	WOMAN AMOUNT / %	ASIAN PACIFIC AMOUNT / %	NATIVE AMERICAN AMOUNT / %	SERVICE-DISABLED VETERAN AMOUNT / %
754 - TEXAS STATE UNIVERSITY - Statewide Grand Total Expenditures								
-I	\$289,125	0 / 0%	0 / 0%	0 / 0%	0 / 0%	0 / 0%	0 / 0%	0 / 0%
N	\$244,856,471	\$24,073,132 / 9.83%	\$5,479,462 / 2.24%	\$9,185,391 / 3.75%	\$6,656,130 / 2.72%	\$2,669,732 / 1.09%	\$593 / 0.00%	\$81,824 / 0.03%
S	***	\$20,536,543 / 11.41%	\$856,126 / 0.48%	\$13,601,769 / 7.56%	\$3,143,788 / 1.75%	\$1,384,964 / 0.77%	\$71,276 / 0.04%	\$1,478,621 / 0.82%
T	\$26,123,848	\$6,148,622 / 23.54%	\$622,727 / 2.38%	\$4,351,024 / 16.66%	\$1,116,614 / 4.27%	\$58,257 / 0.22%	0 / 0%	0 / 0%
-TC	0	0 / 0%	0 / 0%	0 / 0%	0 / 0%	0 / 0%	0 / 0%	0 / 0%
	\$270,691,195	\$50,758,296 / 18.75%	\$6,958,315 / 2.57%	\$27,138,183 / 10.03%	\$10,916,532 / 4.03%	\$4,112,952 / 1.52%	\$71,868 / 0.03%	\$1,560,445 / 0.58%

*** DOLLARS REPORTED BUT NOT SHOWN IN THESE COLUMNS. T=TREASURY, N=NON-TREASURY, S=SUBCONTRACTOR FUNDS & PROCUREMENT CARD HUB PURCHASES, TC=TERM CONTRACT, I= INTER GOVERNMENTAL PAYMENTS.



TEXAS HISTORICALLY UNDERUTILIZED BUSINESS (HUB) ANNUAL REPORT RECEIVED FOR FISCAL YEAR 2024

SECTION VII - STATE AGENCY EXPENDITURE DATA

RECORD TYPE	TOTAL EXPENDITURE	TOTAL SPENT WITH HUBS AMOUNT / %	BLACK AMOUNT / %	HISPANIC AMOUNT / %	WOMAN AMOUNT / %	ASIAN PACIFIC AMOUNT / %	NATIVE AMERICAN AMOUNT / %	SERVICE-DISABLED VETERAN AMOUNT / %
755 - STEPHEN F AUSTIN STATE UNIVERSITY - HEAVY CONSTRUCTION UNADJUSTED GOAL IS 11.2%								
-I	0	0 / 0%	0 / 0%	0 / 0%	0 / 0%	0 / 0%	0 / 0%	0 / 0%
N	\$66,700	\$21,240 / 31.84%	0 / 0%	\$21,240 / 31.84%	0 / 0%	0 / 0%	0 / 0%	0 / 0%
S	***	0 / 0%	0 / 0%	0 / 0%	0 / 0%	0 / 0%	0 / 0%	0 / 0%
T	0	0 / 0%	0 / 0%	0 / 0%	0 / 0%	0 / 0%	0 / 0%	0 / 0%
-TC	0	0 / 0%	0 / 0%	0 / 0%	0 / 0%	0 / 0%	0 / 0%	0 / 0%
	\$66,700	\$21,240 / 31.84%	0 / 0%	\$21,240 / 31.84%	0 / 0%	0 / 0%	0 / 0%	0 / 0%

755 - STEPHEN F AUSTIN STATE UNIVERSITY - BUILDING CONSTRUCTION UNADJUSTED GOAL IS 21.1%								
-I	0	0 / 0%	0 / 0%	0 / 0%	0 / 0%	0 / 0%	0 / 0%	0 / 0%
N	\$13,157,940	\$275,304 / 2.09%	0 / 0%	\$101,057 / 0.77%	\$174,247 / 1.32%	0 / 0%	0 / 0%	0 / 0%
S	***	\$147,132 / 1.19%	0 / 0%	\$72,840 / 0.59%	\$40,218 / 0.32%	\$34,075 / 0.27%	0 / 0%	0 / 0%
T	0	0 / 0%	0 / 0%	0 / 0%	0 / 0%	0 / 0%	0 / 0%	0 / 0%
-TC	0	0 / 0%	0 / 0%	0 / 0%	0 / 0%	0 / 0%	0 / 0%	0 / 0%
	\$13,157,940	\$422,436 / 3.21%	0 / 0%	\$173,896 / 1.32%	\$214,465 / 1.63%	\$34,075 / 0.26%	0 / 0%	0 / 0%

755 - STEPHEN F AUSTIN STATE UNIVERSITY - SPECIAL TRADE UNADJUSTED GOAL IS 32.9%								
-I	0	0 / 0%	0 / 0%	0 / 0%	0 / 0%	0 / 0%	0 / 0%	0 / 0%
N	\$11,481,529	\$614,829 / 5.35%	0 / 0%	\$486,246 / 4.24%	\$128,583 / 1.12%	0 / 0%	0 / 0%	0 / 0%
S	***	0 / 0%	0 / 0%	0 / 0%	0 / 0%	0 / 0%	0 / 0%	0 / 0%
T	0	0 / 0%	0 / 0%	0 / 0%	0 / 0%	0 / 0%	0 / 0%	0 / 0%
-TC	0	0 / 0%	0 / 0%	0 / 0%	0 / 0%	0 / 0%	0 / 0%	0 / 0%
	\$11,481,529	\$614,829 / 5.35%	0 / 0%	\$486,246 / 4.24%	\$128,583 / 1.12%	0 / 0%	0 / 0%	0 / 0%

*** DOLLARS REPORTED BUT NOT SHOWN IN THESE COLUMNS. T=TREASURY, N=NON-TREASURY, S=SUBCONTRACTOR FUNDS & PROCUREMENT CARD HUB PURCHASES, TC=TERM CONTRACT, I= INTER GOVERNMENTAL PAYMENTS.



TEXAS HISTORICALLY UNDERUTILIZED BUSINESS (HUB) ANNUAL REPORT RECEIVED FOR FISCAL YEAR 2024

SECTION VII - STATE AGENCY EXPENDITURE DATA

RECORD TYPE	TOTAL EXPENDITURE	TOTAL SPENT WITH HUBS AMOUNT / %	BLACK AMOUNT / %	HISPANIC AMOUNT / %	WOMAN AMOUNT / %	ASIAN PACIFIC AMOUNT / %	NATIVE AMERICAN AMOUNT / %	SERVICE-DISABLED VETERAN AMOUNT / %
755 - STEPHEN F AUSTIN STATE UNIVERSITY - PROFESSIONAL SERVICES UNADJUSTED GOAL IS 23.7%								
-I	0	0 / 0%	0 / 0%	0 / 0%	0 / 0%	0 / 0%	0 / 0%	0 / 0%
N	\$1,522,705	\$28,000 / 1.84%	0 / 0%	\$18,420 / 1.21%	\$9,580 / 0.63%	0 / 0%	0 / 0%	0 / 0%
S	***	\$17,645 / 2.01%	0 / 0%	\$894 / 0.10%	\$16,752 / 1.91%	0 / 0%	0 / 0%	0 / 0%
T	0	0 / 0%	0 / 0%	0 / 0%	0 / 0%	0 / 0%	0 / 0%	0 / 0%
-TC	0	0 / 0%	0 / 0%	0 / 0%	0 / 0%	0 / 0%	0 / 0%	0 / 0%
	\$1,522,705	\$45,646 / 3.00%	0 / 0%	\$19,314 / 1.27%	\$26,332 / 1.73%	0 / 0%	0 / 0%	0 / 0%

755 - STEPHEN F AUSTIN STATE UNIVERSITY - OTHER SERVICES UNADJUSTED GOAL IS 26%								
-I	0	0 / 0%	0 / 0%	0 / 0%	0 / 0%	0 / 0%	0 / 0%	0 / 0%
N	\$8,497,451	\$1,139,675 / 13.41%	\$36,200 / 0.43%	\$436,214 / 5.13%	\$584,537 / 6.88%	\$82,724 / 0.97%	0 / 0%	0 / 0%
S	***	0 / 0%	0 / 0%	0 / 0%	0 / 0%	0 / 0%	0 / 0%	0 / 0%
T	\$-5,885	0 / 0%	0 / 0%	0 / 0%	0 / 0%	0 / 0%	0 / 0%	0 / 0%
-TC	0	0 / 0%	0 / 0%	0 / 0%	0 / 0%	0 / 0%	0 / 0%	0 / 0%
	\$8,491,566	\$1,139,675 / 13.42%	\$36,200 / 0.43%	\$436,214 / 5.14%	\$584,537 / 6.88%	\$82,724 / 0.97%	0 / 0%	0 / 0%

755 - STEPHEN F AUSTIN STATE UNIVERSITY - COMMODITY PURCHASING UNADJUSTED GOAL IS 21.1%								
-I	0	0 / 0%	0 / 0%	0 / 0%	0 / 0%	0 / 0%	0 / 0%	0 / 0%
N	\$38,856,334	\$5,998,538 / 15.44%	\$1,721,714 / 4.43%	\$1,838,656 / 4.73%	\$2,093,796 / 5.39%	\$344,371 / 0.89%	0 / 0%	0 / 0%
S	***	\$465,853 / 3.22%	0 / 0%	\$465,853 / 3.22%	0 / 0%	0 / 0%	0 / 0%	0 / 0%
T	\$-11,457	0 / 0%	0 / 0%	0 / 0%	0 / 0%	0 / 0%	0 / 0%	0 / 0%
-TC	0	0 / 0%	0 / 0%	0 / 0%	0 / 0%	0 / 0%	0 / 0%	0 / 0%
	\$38,844,877	\$6,464,390 / 16.64%	\$1,721,714 / 4.43%	\$2,304,508 / 5.93%	\$2,093,796 / 5.39%	\$344,371 / 0.89%	0 / 0%	0 / 0%

*** DOLLARS REPORTED BUT NOT SHOWN IN THESE COLUMNS. T=TREASURY, N=NON-TREASURY, S=SUBCONTRACTOR FUNDS & PROCUREMENT CARD HUB PURCHASES, TC=TERM CONTRACT, I= INTER GOVERNMENTAL PAYMENTS.



TEXAS HISTORICALLY UNDERUTILIZED BUSINESS (HUB) ANNUAL REPORT RECEIVED FOR FISCAL YEAR 2024

SECTION VII - STATE AGENCY EXPENDITURE DATA

RECORD TYPE	TOTAL EXPENDITURE	TOTAL SPENT WITH HUBS AMOUNT / %	BLACK AMOUNT / %	HISPANIC AMOUNT / %	WOMAN AMOUNT / %	ASIAN PACIFIC AMOUNT / %	NATIVE AMERICAN AMOUNT / %	SERVICE-DISABLED VETERAN AMOUNT / %
755 - STEPHEN F AUSTIN STATE UNIVERSITY - Statewide Grand Total Expenditures								
-I	0	0 / 0%	0 / 0%	0 / 0%	0 / 0%	0 / 0%	0 / 0%	0 / 0%
N	\$73,582,659	\$8,077,585 / 10.98%	\$1,757,915 / 2.39%	\$2,901,832 / 3.94%	\$2,990,743 / 4.06%	\$427,095 / 0.58%	0 / 0%	0 / 0%
S	***	\$630,630 / 2.27%	0 / 0%	\$539,586 / 1.94%	\$56,969 / 0.21%	\$34,075 / 0.12%	0 / 0%	0 / 0%
T	\$-17,342	0 / 0%	0 / 0%	0 / 0%	0 / 0%	0 / 0%	0 / 0%	0 / 0%
-TC	0	0 / 0%	0 / 0%	0 / 0%	0 / 0%	0 / 0%	0 / 0%	0 / 0%
	\$73,565,317	\$8,708,216 / 11.84%	\$1,757,915 / 2.39%	\$3,441,419 / 4.68%	\$3,047,712 / 4.14%	\$461,170 / 0.63%	0 / 0%	0 / 0%

*** DOLLARS REPORTED BUT NOT SHOWN IN THESE COLUMNS. T=TREASURY, N=NON-TREASURY, S=SUBCONTRACTOR FUNDS & PROCUREMENT CARD HUB PURCHASES, TC=TERM CONTRACT, I= INTER GOVERNMENTAL PAYMENTS.



TEXAS HISTORICALLY UNDERUTILIZED BUSINESS (HUB) ANNUAL REPORT RECEIVED FOR FISCAL YEAR 2024

SECTION VII - STATE AGENCY EXPENDITURE DATA

RECORD TYPE	TOTAL EXPENDITURE	TOTAL SPENT WITH HUBS AMOUNT / %	BLACK AMOUNT / %	HISPANIC AMOUNT / %	WOMAN AMOUNT / %	ASIAN PACIFIC AMOUNT / %	NATIVE AMERICAN AMOUNT / %	SERVICE-DISABLED VETERAN AMOUNT / %
756 - SUL ROSS STATE UNIVERSITY - HEAVY CONSTRUCTION UNADJUSTED GOAL IS 11.2%								
-I	0	0 / 0%	0 / 0%	0 / 0%	0 / 0%	0 / 0%	0 / 0%	0 / 0%
N	0	0 / 0%	0 / 0%	0 / 0%	0 / 0%	0 / 0%	0 / 0%	0 / 0%
S	***	0 / 0%	0 / 0%	0 / 0%	0 / 0%	0 / 0%	0 / 0%	0 / 0%
T	0	0 / 0%	0 / 0%	0 / 0%	0 / 0%	0 / 0%	0 / 0%	0 / 0%
-TC	0	0 / 0%	0 / 0%	0 / 0%	0 / 0%	0 / 0%	0 / 0%	0 / 0%
	0	0 / 0%	0 / 0%	0 / 0%	0 / 0%	0 / 0%	0 / 0%	0 / 0%

756 - SUL ROSS STATE UNIVERSITY - BUILDING CONSTRUCTION UNADJUSTED GOAL IS 21.1%								
-I	0	0 / 0%	0 / 0%	0 / 0%	0 / 0%	0 / 0%	0 / 0%	0 / 0%
N	\$248,890	0 / 0%	0 / 0%	0 / 0%	0 / 0%	0 / 0%	0 / 0%	0 / 0%
S	***	0 / 0%	0 / 0%	0 / 0%	0 / 0%	0 / 0%	0 / 0%	0 / 0%
T	0	0 / 0%	0 / 0%	0 / 0%	0 / 0%	0 / 0%	0 / 0%	0 / 0%
-TC	0	0 / 0%	0 / 0%	0 / 0%	0 / 0%	0 / 0%	0 / 0%	0 / 0%
	\$248,890	0 / 0%	0 / 0%	0 / 0%	0 / 0%	0 / 0%	0 / 0%	0 / 0%

756 - SUL ROSS STATE UNIVERSITY - SPECIAL TRADE UNADJUSTED GOAL IS 32.9%								
-I	0	0 / 0%	0 / 0%	0 / 0%	0 / 0%	0 / 0%	0 / 0%	0 / 0%
N	\$436,113	0 / 0%	0 / 0%	0 / 0%	0 / 0%	0 / 0%	0 / 0%	0 / 0%
S	***	0 / 0%	0 / 0%	0 / 0%	0 / 0%	0 / 0%	0 / 0%	0 / 0%
T	0	0 / 0%	0 / 0%	0 / 0%	0 / 0%	0 / 0%	0 / 0%	0 / 0%
-TC	0	0 / 0%	0 / 0%	0 / 0%	0 / 0%	0 / 0%	0 / 0%	0 / 0%
	\$436,113	0 / 0%	0 / 0%	0 / 0%	0 / 0%	0 / 0%	0 / 0%	0 / 0%

*** DOLLARS REPORTED BUT NOT SHOWN IN THESE COLUMNS. T=TREASURY, N=NON-TREASURY, S=SUBCONTRACTOR FUNDS & PROCUREMENT CARD HUB PURCHASES, TC=TERM CONTRACT, I= INTER GOVERNMENTAL PAYMENTS.



TEXAS HISTORICALLY UNDERUTILIZED BUSINESS (HUB) ANNUAL REPORT RECEIVED FOR FISCAL YEAR 2024

SECTION VII - STATE AGENCY EXPENDITURE DATA

RECORD TYPE	TOTAL EXPENDITURE	TOTAL SPENT WITH HUBS AMOUNT / %	BLACK AMOUNT / %	HISPANIC AMOUNT / %	WOMAN AMOUNT / %	ASIAN PACIFIC AMOUNT / %	NATIVE AMERICAN AMOUNT / %	SERVICE-DISABLED VETERAN AMOUNT / %
-------------	-------------------	----------------------------------	------------------	---------------------	------------------	--------------------------	----------------------------	-------------------------------------

756 - SUL ROSS STATE UNIVERSITY - PROFESSIONAL SERVICES UNADJUSTED GOAL IS 23.7%

-I	0	0 / 0%	0 / 0%	0 / 0%	0 / 0%	0 / 0%	0 / 0%	0 / 0%
N	\$5,399	0 / 0%	0 / 0%	0 / 0%	0 / 0%	0 / 0%	0 / 0%	0 / 0%
S	***	0 / 0%	0 / 0%	0 / 0%	0 / 0%	0 / 0%	0 / 0%	0 / 0%
T	0	0 / 0%	0 / 0%	0 / 0%	0 / 0%	0 / 0%	0 / 0%	0 / 0%
-TC	0	0 / 0%	0 / 0%	0 / 0%	0 / 0%	0 / 0%	0 / 0%	0 / 0%
	\$5,399	0 / 0%	0 / 0%	0 / 0%	0 / 0%	0 / 0%	0 / 0%	0 / 0%

756 - SUL ROSS STATE UNIVERSITY - OTHER SERVICES UNADJUSTED GOAL IS 26%

-I	0	0 / 0%	0 / 0%	0 / 0%	0 / 0%	0 / 0%	0 / 0%	0 / 0%
N	\$1,202,300	\$154,188 / 12.82%	\$12,804 / 1.06%	0 / 0%	\$141,367 / 11.76%	\$17 / 0.00%	0 / 0%	0 / 0%
S	***	0 / 0%	0 / 0%	0 / 0%	0 / 0%	0 / 0%	0 / 0%	0 / 0%
T	0	0 / 0%	0 / 0%	0 / 0%	0 / 0%	0 / 0%	0 / 0%	0 / 0%
-TC	0	0 / 0%	0 / 0%	0 / 0%	0 / 0%	0 / 0%	0 / 0%	0 / 0%
	\$1,202,300	\$154,188 / 12.82%	\$12,804 / 1.06%	0 / 0%	\$141,367 / 11.76%	\$17 / 0.00%	0 / 0%	0 / 0%

756 - SUL ROSS STATE UNIVERSITY - COMMODITY PURCHASING UNADJUSTED GOAL IS 21.1%

-I	0	0 / 0%	0 / 0%	0 / 0%	0 / 0%	0 / 0%	0 / 0%	0 / 0%
N	\$1,663,177	\$319,104 / 19.19%	\$14,237 / 0.86%	\$24,163 / 1.45%	\$224,291 / 13.49%	\$56,413 / 3.39%	0 / 0%	0 / 0%
S	***	0 / 0%	0 / 0%	0 / 0%	0 / 0%	0 / 0%	0 / 0%	0 / 0%
T	0	0 / 0%	0 / 0%	0 / 0%	0 / 0%	0 / 0%	0 / 0%	0 / 0%
-TC	0	0 / 0%	0 / 0%	0 / 0%	0 / 0%	0 / 0%	0 / 0%	0 / 0%
	\$1,663,177	\$319,104 / 19.19%	\$14,237 / 0.86%	\$24,163 / 1.45%	\$224,291 / 13.49%	\$56,413 / 3.39%	0 / 0%	0 / 0%

*** DOLLARS REPORTED BUT NOT SHOWN IN THESE COLUMNS. T=TREASURY, N=NON-TREASURY, S=SUBCONTRACTOR FUNDS & PROCUREMENT CARD HUB PURCHASES, TC=TERM CONTRACT, I= INTER GOVERNMENTAL PAYMENTS.



TEXAS HISTORICALLY UNDERUTILIZED BUSINESS (HUB) ANNUAL REPORT RECEIVED FOR FISCAL YEAR 2024

SECTION VII - STATE AGENCY EXPENDITURE DATA

RECORD TYPE	TOTAL EXPENDITURE	TOTAL SPENT WITH HUBS AMOUNT / %	BLACK AMOUNT / %	HISPANIC AMOUNT / %	WOMAN AMOUNT / %	ASIAN PACIFIC AMOUNT / %	NATIVE AMERICAN AMOUNT / %	SERVICE-DISABLED VETERAN AMOUNT / %
756 - SUL ROSS STATE UNIVERSITY - Statewide Grand Total Expenditures								
-I	0	0 / 0%	0 / 0%	0 / 0%	0 / 0%	0 / 0%	0 / 0%	0 / 0%
N	\$3,555,879	\$473,292 / 13.31%	\$27,040 / 0.76%	\$24,163 / 0.68%	\$365,658 / 10.28%	\$56,431 / 1.59%	0 / 0%	0 / 0%
S	***	0 / 0%	0 / 0%	0 / 0%	0 / 0%	0 / 0%	0 / 0%	0 / 0%
T	0	0 / 0%	0 / 0%	0 / 0%	0 / 0%	0 / 0%	0 / 0%	0 / 0%
-TC	0	0 / 0%	0 / 0%	0 / 0%	0 / 0%	0 / 0%	0 / 0%	0 / 0%
	\$3,555,879	\$473,292 / 13.31%	\$27,040 / 0.76%	\$24,163 / 0.68%	\$365,658 / 10.28%	\$56,431 / 1.59%	0 / 0%	0 / 0%

*** DOLLARS REPORTED BUT NOT SHOWN IN THESE COLUMNS. T=TREASURY, N=NON-TREASURY, S=SUBCONTRACTOR FUNDS & PROCUREMENT CARD HUB PURCHASES, TC=TERM CONTRACT, I= INTER GOVERNMENTAL PAYMENTS.



TEXAS HISTORICALLY UNDERUTILIZED BUSINESS (HUB) ANNUAL REPORT RECEIVED FOR FISCAL YEAR 2024

SECTION VII - STATE AGENCY EXPENDITURE DATA

RECORD TYPE	TOTAL EXPENDITURE	TOTAL SPENT WITH HUBS AMOUNT / %	BLACK AMOUNT / %	HISPANIC AMOUNT / %	WOMAN AMOUNT / %	ASIAN PACIFIC AMOUNT / %	NATIVE AMERICAN AMOUNT / %	SERVICE-DISABLED VETERAN AMOUNT / %
757 - WEST TEXAS A & M UNIVERSITY - HEAVY CONSTRUCTION UNADJUSTED GOAL IS 11.2%								
-I	0	0 / 0%	0 / 0%	0 / 0%	0 / 0%	0 / 0%	0 / 0%	0 / 0%
N	0	0 / 0%	0 / 0%	0 / 0%	0 / 0%	0 / 0%	0 / 0%	0 / 0%
S	***	0 / 0%	0 / 0%	0 / 0%	0 / 0%	0 / 0%	0 / 0%	0 / 0%
T	0	0 / 0%	0 / 0%	0 / 0%	0 / 0%	0 / 0%	0 / 0%	0 / 0%
-TC	0	0 / 0%	0 / 0%	0 / 0%	0 / 0%	0 / 0%	0 / 0%	0 / 0%
	0	0 / 0%	0 / 0%	0 / 0%	0 / 0%	0 / 0%	0 / 0%	0 / 0%
757 - WEST TEXAS A & M UNIVERSITY - BUILDING CONSTRUCTION UNADJUSTED GOAL IS 21.1%								
-I	0	0 / 0%	0 / 0%	0 / 0%	0 / 0%	0 / 0%	0 / 0%	0 / 0%
N	0	0 / 0%	0 / 0%	0 / 0%	0 / 0%	0 / 0%	0 / 0%	0 / 0%
S	***	0 / 0%	0 / 0%	0 / 0%	0 / 0%	0 / 0%	0 / 0%	0 / 0%
T	0	0 / 0%	0 / 0%	0 / 0%	0 / 0%	0 / 0%	0 / 0%	0 / 0%
-TC	0	0 / 0%	0 / 0%	0 / 0%	0 / 0%	0 / 0%	0 / 0%	0 / 0%
	0	0 / 0%	0 / 0%	0 / 0%	0 / 0%	0 / 0%	0 / 0%	0 / 0%
757 - WEST TEXAS A & M UNIVERSITY - SPECIAL TRADE UNADJUSTED GOAL IS 32.9%								
-I	0	0 / 0%	0 / 0%	0 / 0%	0 / 0%	0 / 0%	0 / 0%	0 / 0%
N	\$18,147	0 / 0%	0 / 0%	0 / 0%	0 / 0%	0 / 0%	0 / 0%	0 / 0%
S	***	0 / 0%	0 / 0%	0 / 0%	0 / 0%	0 / 0%	0 / 0%	0 / 0%
T	0	0 / 0%	0 / 0%	0 / 0%	0 / 0%	0 / 0%	0 / 0%	0 / 0%
-TC	0	0 / 0%	0 / 0%	0 / 0%	0 / 0%	0 / 0%	0 / 0%	0 / 0%
	\$18,147	0 / 0%	0 / 0%	0 / 0%	0 / 0%	0 / 0%	0 / 0%	0 / 0%

*** DOLLARS REPORTED BUT NOT SHOWN IN THESE COLUMNS. T=TREASURY, N=NON-TREASURY, S=SUBCONTRACTOR FUNDS & PROCUREMENT CARD HUB PURCHASES, TC=TERM CONTRACT, I= INTER GOVERNMENTAL PAYMENTS.



TEXAS HISTORICALLY UNDERUTILIZED BUSINESS (HUB) ANNUAL REPORT RECEIVED FOR FISCAL YEAR 2024

SECTION VII - STATE AGENCY EXPENDITURE DATA

RECORD TYPE	TOTAL EXPENDITURE	TOTAL SPENT WITH HUBS AMOUNT / %	BLACK AMOUNT / %	HISPANIC AMOUNT / %	WOMAN AMOUNT / %	ASIAN PACIFIC AMOUNT / %	NATIVE AMERICAN AMOUNT / %	SERVICE-DISABLED VETERAN AMOUNT / %
-------------	-------------------	----------------------------------	------------------	---------------------	------------------	--------------------------	----------------------------	-------------------------------------

757 - WEST TEXAS A & M UNIVERSITY - PROFESSIONAL SERVICES UNADJUSTED GOAL IS 23.7%

-I	0	0 / 0%	0 / 0%	0 / 0%	0 / 0%	0 / 0%	0 / 0%	0 / 0%
N	\$32,475	\$30,000 / 92.38%	\$30,000 / 92.38%	0 / 0%	0 / 0%	0 / 0%	0 / 0%	0 / 0%
S	***	0 / 0%	0 / 0%	0 / 0%	0 / 0%	0 / 0%	0 / 0%	0 / 0%
T	0	0 / 0%	0 / 0%	0 / 0%	0 / 0%	0 / 0%	0 / 0%	0 / 0%
-TC	0	0 / 0%	0 / 0%	0 / 0%	0 / 0%	0 / 0%	0 / 0%	0 / 0%
	\$32,475	\$30,000 / 92.38%	\$30,000 / 92.38%	0 / 0%	0 / 0%	0 / 0%	0 / 0%	0 / 0%

757 - WEST TEXAS A & M UNIVERSITY - OTHER SERVICES UNADJUSTED GOAL IS 26%

-I	0	0 / 0%	0 / 0%	0 / 0%	0 / 0%	0 / 0%	0 / 0%	0 / 0%
N	\$33,309,022	\$219,428 / 0.66%	\$30,527 / 0.09%	\$171,632 / 0.52%	\$17,269 / 0.05%	0 / 0%	0 / 0%	0 / 0%
S	***	\$240,460 / 0.77%	0 / 0%	\$10,610 / 0.03%	\$221,381 / 0.71%	\$8,469 / 0.03%	0 / 0%	0 / 0%
T	\$2,588,584	\$57,077 / 2.20%	0 / 0%	\$8,613 / 0.33%	\$14 / 0.00%	\$48,450 / 1.87%	0 / 0%	0 / 0%
-TC	0	0 / 0%	0 / 0%	0 / 0%	0 / 0%	0 / 0%	0 / 0%	0 / 0%
	\$35,897,606	\$516,964 / 1.44%	\$30,527 / 0.09%	\$190,854 / 0.53%	\$238,664 / 0.66%	\$56,919 / 0.16%	0 / 0%	0 / 0%

757 - WEST TEXAS A & M UNIVERSITY - COMMODITY PURCHASING UNADJUSTED GOAL IS 21.1%

-I	0	0 / 0%	0 / 0%	0 / 0%	0 / 0%	0 / 0%	0 / 0%	0 / 0%
N	\$5,426,704	\$1,384,236 / 25.51%	\$577,901 / 10.65%	\$240,719 / 4.44%	\$482,626 / 8.89%	\$82,990 / 1.53%	0 / 0%	0 / 0%
S	***	\$59,483 / 4.73%	\$195 / 0.02%	\$17,165 / 1.36%	\$42,123 / 3.35%	0 / 0%	0 / 0%	0 / 0%
T	\$2,239,497	\$513,103 / 22.91%	\$227,612 / 10.16%	\$230,140 / 10.28%	\$24,351 / 1.09%	\$31,000 / 1.38%	0 / 0%	0 / 0%
-TC	0	0 / 0%	0 / 0%	0 / 0%	0 / 0%	0 / 0%	0 / 0%	0 / 0%
	\$7,666,201	\$1,956,822 / 25.53%	\$805,709 / 10.51%	\$488,024 / 6.37%	\$549,100 / 7.16%	\$113,990 / 1.49%	0 / 0%	0 / 0%

*** DOLLARS REPORTED BUT NOT SHOWN IN THESE COLUMNS. T=TREASURY, N=NON-TREASURY, S=SUBCONTRACTOR FUNDS & PROCUREMENT CARD HUB PURCHASES, TC=TERM CONTRACT, I= INTER GOVERNMENTAL PAYMENTS.



TEXAS HISTORICALLY UNDERUTILIZED BUSINESS (HUB) ANNUAL REPORT RECEIVED FOR FISCAL YEAR 2024

SECTION VII - STATE AGENCY EXPENDITURE DATA

RECORD TYPE	TOTAL EXPENDITURE	TOTAL SPENT WITH HUBS AMOUNT / %	BLACK AMOUNT / %	HISPANIC AMOUNT / %	WOMAN AMOUNT / %	ASIAN PACIFIC AMOUNT / %	NATIVE AMERICAN AMOUNT / %	SERVICE-DISABLED VETERAN AMOUNT / %
757 - WEST TEXAS A & M UNIVERSITY - Statewide Grand Total Expenditures								
-I	0	0 / 0%	0 / 0%	0 / 0%	0 / 0%	0 / 0%	0 / 0%	0 / 0%
N	\$38,786,348	\$1,633,663 / 4.21%	\$638,428 / 1.65%	\$412,351 / 1.06%	\$499,895 / 1.29%	\$82,990 / 0.21%	0 / 0%	0 / 0%
S	***	\$299,943 / 0.92%	\$195 / 0.00%	\$27,775 / 0.09%	\$263,504 / 0.81%	\$8,469 / 0.03%	0 / 0%	0 / 0%
T	\$4,828,081	\$570,180 / 11.81%	\$227,612 / 4.71%	\$238,752 / 4.95%	\$24,365 / 0.50%	\$79,450 / 1.65%	0 / 0%	0 / 0%
-TC	0	0 / 0%	0 / 0%	0 / 0%	0 / 0%	0 / 0%	0 / 0%	0 / 0%
	\$43,614,429	\$2,503,786 / 5.74%	\$866,236 / 1.99%	\$678,878 / 1.56%	\$787,764 / 1.81%	\$170,909 / 0.39%	0 / 0%	0 / 0%

*** DOLLARS REPORTED BUT NOT SHOWN IN THESE COLUMNS. T=TREASURY, N=NON-TREASURY, S=SUBCONTRACTOR FUNDS & PROCUREMENT CARD HUB PURCHASES, TC=TERM CONTRACT, I= INTER GOVERNMENTAL PAYMENTS.



TEXAS HISTORICALLY UNDERUTILIZED BUSINESS (HUB) ANNUAL REPORT RECEIVED FOR FISCAL YEAR 2024

SECTION VII - STATE AGENCY EXPENDITURE DATA

RECORD TYPE	TOTAL EXPENDITURE	TOTAL SPENT WITH HUBS AMOUNT / %	BLACK AMOUNT / %	HISPANIC AMOUNT / %	WOMAN AMOUNT / %	ASIAN PACIFIC AMOUNT / %	NATIVE AMERICAN AMOUNT / %	SERVICE-DISABLED VETERAN AMOUNT / %
758 - TEXAS STATE UNIVERSITY SYSTEM - HEAVY CONSTRUCTION UNADJUSTED GOAL IS 11.2%								
-I	0	0 / 0%	0 / 0%	0 / 0%	0 / 0%	0 / 0%	0 / 0%	0 / 0%
N	\$1,577	0 / 0%	0 / 0%	0 / 0%	0 / 0%	0 / 0%	0 / 0%	0 / 0%
S	***	0 / 0%	0 / 0%	0 / 0%	0 / 0%	0 / 0%	0 / 0%	0 / 0%
T	0	0 / 0%	0 / 0%	0 / 0%	0 / 0%	0 / 0%	0 / 0%	0 / 0%
-TC	0	0 / 0%	0 / 0%	0 / 0%	0 / 0%	0 / 0%	0 / 0%	0 / 0%
	\$1,577	0 / 0%	0 / 0%	0 / 0%	0 / 0%	0 / 0%	0 / 0%	0 / 0%

758 - TEXAS STATE UNIVERSITY SYSTEM - BUILDING CONSTRUCTION UNADJUSTED GOAL IS 21.1%								
-I	0	0 / 0%	0 / 0%	0 / 0%	0 / 0%	0 / 0%	0 / 0%	0 / 0%
N	\$618,196	\$34,901 / 5.65%	0 / 0%	0 / 0%	\$34,901 / 5.65%	0 / 0%	0 / 0%	0 / 0%
S	***	\$59,000 / 9.81%	0 / 0%	0 / 0%	\$24,000 / 3.99%	0 / 0%	\$35,000 / 5.82%	0 / 0%
T	0	0 / 0%	0 / 0%	0 / 0%	0 / 0%	0 / 0%	0 / 0%	0 / 0%
-TC	0	0 / 0%	0 / 0%	0 / 0%	0 / 0%	0 / 0%	0 / 0%	0 / 0%
	\$618,196	\$93,901 / 15.19%	0 / 0%	0 / 0%	\$58,901 / 9.53%	0 / 0%	\$35,000 / 5.66%	0 / 0%

758 - TEXAS STATE UNIVERSITY SYSTEM - SPECIAL TRADE UNADJUSTED GOAL IS 32.9%								
-I	0	0 / 0%	0 / 0%	0 / 0%	0 / 0%	0 / 0%	0 / 0%	0 / 0%
N	\$77,063	\$3,607 / 4.68%	0 / 0%	\$3,607 / 4.68%	0 / 0%	0 / 0%	0 / 0%	0 / 0%
S	***	0 / 0%	0 / 0%	0 / 0%	0 / 0%	0 / 0%	0 / 0%	0 / 0%
T	0	0 / 0%	0 / 0%	0 / 0%	0 / 0%	0 / 0%	0 / 0%	0 / 0%
-TC	0	0 / 0%	0 / 0%	0 / 0%	0 / 0%	0 / 0%	0 / 0%	0 / 0%
	\$77,063	\$3,607 / 4.68%	0 / 0%	\$3,607 / 4.68%	0 / 0%	0 / 0%	0 / 0%	0 / 0%

*** DOLLARS REPORTED BUT NOT SHOWN IN THESE COLUMNS. T=TREASURY, N=NON-TREASURY, S=SUBCONTRACTOR FUNDS & PROCUREMENT CARD HUB PURCHASES, TC=TERM CONTRACT, I= INTER GOVERNMENTAL PAYMENTS.



TEXAS HISTORICALLY UNDERUTILIZED BUSINESS (HUB) ANNUAL REPORT RECEIVED FOR FISCAL YEAR 2024

SECTION VII - STATE AGENCY EXPENDITURE DATA

RECORD TYPE	TOTAL EXPENDITURE	TOTAL SPENT WITH HUBS AMOUNT / %	BLACK AMOUNT / %	HISPANIC AMOUNT / %	WOMAN AMOUNT / %	ASIAN PACIFIC AMOUNT / %	NATIVE AMERICAN AMOUNT / %	SERVICE-DISABLED VETERAN AMOUNT / %
758 - TEXAS STATE UNIVERSITY SYSTEM - PROFESSIONAL SERVICES UNADJUSTED GOAL IS 23.7%								
-I	0	0 / 0%	0 / 0%	0 / 0%	0 / 0%	0 / 0%	0 / 0%	0 / 0%
N	0	0 / 0%	0 / 0%	0 / 0%	0 / 0%	0 / 0%	0 / 0%	0 / 0%
S	***	0 / 0%	0 / 0%	0 / 0%	0 / 0%	0 / 0%	0 / 0%	0 / 0%
T	0	0 / 0%	0 / 0%	0 / 0%	0 / 0%	0 / 0%	0 / 0%	0 / 0%
-TC	0	0 / 0%	0 / 0%	0 / 0%	0 / 0%	0 / 0%	0 / 0%	0 / 0%
	0	0 / 0%	0 / 0%	0 / 0%	0 / 0%	0 / 0%	0 / 0%	0 / 0%

758 - TEXAS STATE UNIVERSITY SYSTEM - OTHER SERVICES UNADJUSTED GOAL IS 26%								
-I	0	0 / 0%	0 / 0%	0 / 0%	0 / 0%	0 / 0%	0 / 0%	0 / 0%
N	\$1,472,967	0 / 0%	0 / 0%	0 / 0%	0 / 0%	0 / 0%	0 / 0%	0 / 0%
S	***	\$76,535 / 98.49%	\$76,535 / 98.49%	0 / 0%	0 / 0%	0 / 0%	0 / 0%	0 / 0%
T	0	0 / 0%	0 / 0%	0 / 0%	0 / 0%	0 / 0%	0 / 0%	0 / 0%
-TC	0	0 / 0%	0 / 0%	0 / 0%	0 / 0%	0 / 0%	0 / 0%	0 / 0%
	\$1,472,967	\$76,535 / 5.20%	\$76,535 / 5.20%	0 / 0%	0 / 0%	0 / 0%	0 / 0%	0 / 0%

758 - TEXAS STATE UNIVERSITY SYSTEM - COMMODITY PURCHASING UNADJUSTED GOAL IS 21.1%								
-I	0	0 / 0%	0 / 0%	0 / 0%	0 / 0%	0 / 0%	0 / 0%	0 / 0%
N	\$378,492	\$147,120 / 38.87%	\$17,733 / 4.69%	\$4,289 / 1.13%	0 / 0%	\$125,098 / 33.05%	0 / 0%	0 / 0%
S	***	0 / 0%	0 / 0%	0 / 0%	0 / 0%	0 / 0%	0 / 0%	0 / 0%
T	0	0 / 0%	0 / 0%	0 / 0%	0 / 0%	0 / 0%	0 / 0%	0 / 0%
-TC	0	0 / 0%	0 / 0%	0 / 0%	0 / 0%	0 / 0%	0 / 0%	0 / 0%
	\$378,492	\$147,120 / 38.87%	\$17,733 / 4.69%	\$4,289 / 1.13%	0 / 0%	\$125,098 / 33.05%	0 / 0%	0 / 0%

*** DOLLARS REPORTED BUT NOT SHOWN IN THESE COLUMNS. T=TREASURY, N=NON-TREASURY, S=SUBCONTRACTOR FUNDS & PROCUREMENT CARD HUB PURCHASES, TC=TERM CONTRACT, I= INTER GOVERNMENTAL PAYMENTS.



TEXAS HISTORICALLY UNDERUTILIZED BUSINESS (HUB) ANNUAL REPORT RECEIVED FOR FISCAL YEAR 2024

SECTION VII - STATE AGENCY EXPENDITURE DATA

RECORD TYPE	TOTAL EXPENDITURE	TOTAL SPENT WITH HUBS AMOUNT / %	BLACK AMOUNT / %	HISPANIC AMOUNT / %	WOMAN AMOUNT / %	ASIAN PACIFIC AMOUNT / %	NATIVE AMERICAN AMOUNT / %	SERVICE-DISABLED VETERAN AMOUNT / %
758 - TEXAS STATE UNIVERSITY SYSTEM - Statewide Grand Total Expenditures								
-I	0	0 / 0%	0 / 0%	0 / 0%	0 / 0%	0 / 0%	0 / 0%	0 / 0%
N	\$2,548,295	\$185,628 / 7.28%	\$17,733 / 0.70%	\$7,895 / 0.31%	\$34,901 / 1.37%	\$125,098 / 4.91%	0 / 0%	0 / 0%
S	***	\$135,535 / 19.95%	\$76,535 / 11.26%	0 / 0%	\$24,000 / 3.53%	0 / 0%	\$35,000 / 5.15%	0 / 0%
T	0	0 / 0%	0 / 0%	0 / 0%	0 / 0%	0 / 0%	0 / 0%	0 / 0%
-TC	0	0 / 0%	0 / 0%	0 / 0%	0 / 0%	0 / 0%	0 / 0%	0 / 0%
	\$2,548,295	\$321,163 / 12.60%	\$94,268 / 3.70%	\$7,895 / 0.31%	\$58,901 / 2.31%	\$125,098 / 4.91%	\$35,000 / 1.37%	0 / 0%

*** DOLLARS REPORTED BUT NOT SHOWN IN THESE COLUMNS. T=TREASURY, N=NON-TREASURY, S=SUBCONTRACTOR FUNDS & PROCUREMENT CARD HUB PURCHASES, TC=TERM CONTRACT, I= INTER GOVERNMENTAL PAYMENTS.



TEXAS HISTORICALLY UNDERUTILIZED BUSINESS (HUB) ANNUAL REPORT RECEIVED FOR FISCAL YEAR 2024

SECTION VII - STATE AGENCY EXPENDITURE DATA

RECORD TYPE	TOTAL EXPENDITURE	TOTAL SPENT WITH HUBS AMOUNT / %	BLACK AMOUNT / %	HISPANIC AMOUNT / %	WOMAN AMOUNT / %	ASIAN PACIFIC AMOUNT / %	NATIVE AMERICAN AMOUNT / %	SERVICE-DISABLED VETERAN AMOUNT / %
759 - UNIVERSITY OF HOUSTON - CLEAR LAKE - HEAVY CONSTRUCTION UNADJUSTED GOAL IS 11.2%								
-I	0	0 / 0%	0 / 0%	0 / 0%	0 / 0%	0 / 0%	0 / 0%	0 / 0%
N	0	0 / 0%	0 / 0%	0 / 0%	0 / 0%	0 / 0%	0 / 0%	0 / 0%
S	***	0 / 0%	0 / 0%	0 / 0%	0 / 0%	0 / 0%	0 / 0%	0 / 0%
T	\$48,850	0 / 0%	0 / 0%	0 / 0%	0 / 0%	0 / 0%	0 / 0%	0 / 0%
-TC	0	0 / 0%	0 / 0%	0 / 0%	0 / 0%	0 / 0%	0 / 0%	0 / 0%
	\$48,850	0 / 0%	0 / 0%	0 / 0%	0 / 0%	0 / 0%	0 / 0%	0 / 0%

759 - UNIVERSITY OF HOUSTON - CLEAR LAKE - BUILDING CONSTRUCTION UNADJUSTED GOAL IS 21.1%								
-I	0	0 / 0%	0 / 0%	0 / 0%	0 / 0%	0 / 0%	0 / 0%	0 / 0%
N	\$473,636	\$146,718 / 30.98%	\$2,185 / 0.46%	\$13,170 / 2.78%	\$130,573 / 27.57%	\$789 / 0.17%	0 / 0%	0 / 0%
S	***	0 / 0%	0 / 0%	0 / 0%	0 / 0%	0 / 0%	0 / 0%	0 / 0%
T	\$151,137	\$151,137 / 100.00%	0 / 0%	\$151,137 / 100.00%	0 / 0%	0 / 0%	0 / 0%	0 / 0%
-TC	0	0 / 0%	0 / 0%	0 / 0%	0 / 0%	0 / 0%	0 / 0%	0 / 0%
	\$624,773	\$297,855 / 47.67%	\$2,185 / 0.35%	\$164,307 / 26.30%	\$130,573 / 20.90%	\$789 / 0.13%	0 / 0%	0 / 0%

759 - UNIVERSITY OF HOUSTON - CLEAR LAKE - SPECIAL TRADE UNADJUSTED GOAL IS 32.9%								
-I	0	0 / 0%	0 / 0%	0 / 0%	0 / 0%	0 / 0%	0 / 0%	0 / 0%
N	\$1,145,391	\$314,939 / 27.50%	0 / 0%	\$22,000 / 1.92%	\$292,939 / 25.58%	0 / 0%	0 / 0%	0 / 0%
S	***	0 / 0%	0 / 0%	0 / 0%	0 / 0%	0 / 0%	0 / 0%	0 / 0%
T	\$1,130,772	\$18,031 / 1.59%	0 / 0%	\$16,764 / 1.48%	\$1,267 / 0.11%	0 / 0%	0 / 0%	0 / 0%
-TC	0	0 / 0%	0 / 0%	0 / 0%	0 / 0%	0 / 0%	0 / 0%	0 / 0%
	\$2,276,164	\$332,971 / 14.63%	0 / 0%	\$38,764 / 1.70%	\$294,206 / 12.93%	0 / 0%	0 / 0%	0 / 0%

*** DOLLARS REPORTED BUT NOT SHOWN IN THESE COLUMNS. T=TREASURY, N=NON-TREASURY, S=SUBCONTRACTOR FUNDS & PROCUREMENT CARD HUB PURCHASES, TC=TERM CONTRACT, I= INTER GOVERNMENTAL PAYMENTS.



TEXAS HISTORICALLY UNDERUTILIZED BUSINESS (HUB) ANNUAL REPORT RECEIVED FOR FISCAL YEAR 2024

SECTION VII - STATE AGENCY EXPENDITURE DATA

RECORD TYPE	TOTAL EXPENDITURE	TOTAL SPENT WITH HUBS AMOUNT / %	BLACK AMOUNT / %	HISPANIC AMOUNT / %	WOMAN AMOUNT / %	ASIAN PACIFIC AMOUNT / %	NATIVE AMERICAN AMOUNT / %	SERVICE-DISABLED VETERAN AMOUNT / %
759 - UNIVERSITY OF HOUSTON - CLEAR LAKE - PROFESSIONAL SERVICES UNADJUSTED GOAL IS 23.7%								
-I	0	0 / 0%	0 / 0%	0 / 0%	0 / 0%	0 / 0%	0 / 0%	0 / 0%
N	\$83,694	\$17,629 / 21.06%	0 / 0%	\$17,629 / 21.06%	0 / 0%	0 / 0%	0 / 0%	0 / 0%
S	***	0 / 0%	0 / 0%	0 / 0%	0 / 0%	0 / 0%	0 / 0%	0 / 0%
T	0	0 / 0%	0 / 0%	0 / 0%	0 / 0%	0 / 0%	0 / 0%	0 / 0%
-TC	0	0 / 0%	0 / 0%	0 / 0%	0 / 0%	0 / 0%	0 / 0%	0 / 0%
	\$83,694	\$17,629 / 21.06%	0 / 0%	\$17,629 / 21.06%	0 / 0%	0 / 0%	0 / 0%	0 / 0%
759 - UNIVERSITY OF HOUSTON - CLEAR LAKE - OTHER SERVICES UNADJUSTED GOAL IS 26%								
-I	0	0 / 0%	0 / 0%	0 / 0%	0 / 0%	0 / 0%	0 / 0%	0 / 0%
N	\$6,147,902	\$850,612 / 13.84%	\$51,129 / 0.83%	\$118,016 / 1.92%	\$611,534 / 9.95%	\$62,439 / 1.02%	\$5,760 / 0.09%	\$1,735 / 0.03%
S	***	0 / 0%	0 / 0%	0 / 0%	0 / 0%	0 / 0%	0 / 0%	0 / 0%
T	\$1,262,170	\$75,639 / 5.99%	\$9,200 / 0.73%	\$36,523 / 2.89%	\$29,915 / 2.37%	0 / 0%	0 / 0%	0 / 0%
-TC	0	0 / 0%	0 / 0%	0 / 0%	0 / 0%	0 / 0%	0 / 0%	0 / 0%
	\$7,410,071	\$926,251 / 12.50%	\$60,329 / 0.81%	\$154,539 / 2.09%	\$641,449 / 8.66%	\$62,439 / 0.84%	\$5,760 / 0.08%	\$1,735 / 0.02%
759 - UNIVERSITY OF HOUSTON - CLEAR LAKE - COMMODITY PURCHASING UNADJUSTED GOAL IS 21.1%								
-I	0	0 / 0%	0 / 0%	0 / 0%	0 / 0%	0 / 0%	0 / 0%	0 / 0%
N	\$5,126,898	\$1,307,223 / 25.50%	\$49,081 / 0.96%	\$323,017 / 6.30%	\$458,599 / 8.94%	\$413,912 / 8.07%	0 / 0%	\$62,614 / 1.22%
S	***	0 / 0%	0 / 0%	0 / 0%	0 / 0%	0 / 0%	0 / 0%	0 / 0%
T	\$4,000,155	\$1,454,733 / 36.37%	\$830,500 / 20.76%	\$228,687 / 5.72%	\$386,139 / 9.65%	\$9,408 / 0.24%	0 / 0%	0 / 0%
-TC	0	0 / 0%	0 / 0%	0 / 0%	0 / 0%	0 / 0%	0 / 0%	0 / 0%
	\$9,127,053	\$2,761,956 / 30.26%	\$879,581 / 9.64%	\$551,703 / 6.04%	\$844,738 / 9.26%	\$423,320 / 4.64%	0 / 0%	\$62,614 / 0.69%

*** DOLLARS REPORTED BUT NOT SHOWN IN THESE COLUMNS. T=TREASURY, N=NON-TREASURY, S=SUBCONTRACTOR FUNDS & PROCUREMENT CARD HUB PURCHASES, TC=TERM CONTRACT, I= INTER GOVERNMENTAL PAYMENTS.



TEXAS HISTORICALLY UNDERUTILIZED BUSINESS (HUB) ANNUAL REPORT RECEIVED FOR FISCAL YEAR 2024

SECTION VII - STATE AGENCY EXPENDITURE DATA

RECORD TYPE	TOTAL EXPENDITURE	TOTAL SPENT WITH HUBS AMOUNT / %	BLACK AMOUNT / %	HISPANIC AMOUNT / %	WOMAN AMOUNT / %	ASIAN PACIFIC AMOUNT / %	NATIVE AMERICAN AMOUNT / %	SERVICE-DISABLED VETERAN AMOUNT / %
759 - UNIVERSITY OF HOUSTON - CLEAR LAKE - Statewide Grand Total Expenditures								
-I	0	0 / 0%	0 / 0%	0 / 0%	0 / 0%	0 / 0%	0 / 0%	0 / 0%
N	\$12,977,521	\$2,637,121 / 20.32%	\$102,395 / 0.79%	\$493,832 / 3.81%	\$1,493,646 / 11.51%	\$477,140 / 3.68%	\$5,760 / 0.04%	\$64,349 / 0.50%
S	***	0 / 0%	0 / 0%	0 / 0%	0 / 0%	0 / 0%	0 / 0%	0 / 0%
T	\$6,593,084	\$1,699,541 / 25.78%	\$839,700 / 12.74%	\$433,111 / 6.57%	\$417,321 / 6.33%	\$9,408 / 0.14%	0 / 0%	0 / 0%
-TC	0	0 / 0%	0 / 0%	0 / 0%	0 / 0%	0 / 0%	0 / 0%	0 / 0%
	\$19,570,605	\$4,336,662 / 22.16%	\$942,095 / 4.81%	\$926,943 / 4.74%	\$1,910,967 / 9.76%	\$486,548 / 2.49%	\$5,760 / 0.03%	\$64,349 / 0.33%

*** DOLLARS REPORTED BUT NOT SHOWN IN THESE COLUMNS. T=TREASURY, N=NON-TREASURY, S=SUBCONTRACTOR FUNDS & PROCUREMENT CARD HUB PURCHASES, TC=TERM CONTRACT, I= INTER GOVERNMENTAL PAYMENTS.



TEXAS HISTORICALLY UNDERUTILIZED BUSINESS (HUB) ANNUAL REPORT RECEIVED FOR FISCAL YEAR 2024

SECTION VII - STATE AGENCY EXPENDITURE DATA

RECORD TYPE	TOTAL EXPENDITURE	TOTAL SPENT WITH HUBS AMOUNT / %	BLACK AMOUNT / %	HISPANIC AMOUNT / %	WOMAN AMOUNT / %	ASIAN PACIFIC AMOUNT / %	NATIVE AMERICAN AMOUNT / %	SERVICE-DISABLED VETERAN AMOUNT / %
760 - TEXAS A & M UNIV - CORPUS CHRISTI - HEAVY CONSTRUCTION UNADJUSTED GOAL IS 11.2%								
-I	0	0 / 0%	0 / 0%	0 / 0%	0 / 0%	0 / 0%	0 / 0%	0 / 0%
N	0	0 / 0%	0 / 0%	0 / 0%	0 / 0%	0 / 0%	0 / 0%	0 / 0%
S	***	0 / 0%	0 / 0%	0 / 0%	0 / 0%	0 / 0%	0 / 0%	0 / 0%
T	0	0 / 0%	0 / 0%	0 / 0%	0 / 0%	0 / 0%	0 / 0%	0 / 0%
-TC	0	0 / 0%	0 / 0%	0 / 0%	0 / 0%	0 / 0%	0 / 0%	0 / 0%
	0	0 / 0%	0 / 0%	0 / 0%	0 / 0%	0 / 0%	0 / 0%	0 / 0%

760 - TEXAS A & M UNIV - CORPUS CHRISTI - BUILDING CONSTRUCTION UNADJUSTED GOAL IS 21.1%								
-I	0	0 / 0%	0 / 0%	0 / 0%	0 / 0%	0 / 0%	0 / 0%	0 / 0%
N	\$10,841,172	\$2,066,363 / 19.06%	0 / 0%	\$1,809,734 / 16.69%	\$256,629 / 2.37%	0 / 0%	0 / 0%	0 / 0%
S	***	\$1,162,387 / 10.72%	\$184,124 / 1.70%	\$889,181 / 8.20%	\$89,082 / 0.82%	0 / 0%	0 / 0%	0 / 0%
T	0	0 / 0%	0 / 0%	0 / 0%	0 / 0%	0 / 0%	0 / 0%	0 / 0%
-TC	0	0 / 0%	0 / 0%	0 / 0%	0 / 0%	0 / 0%	0 / 0%	0 / 0%
	\$10,841,172	\$3,228,749 / 29.78%	\$184,124 / 1.70%	\$2,698,914 / 24.90%	\$345,711 / 3.19%	0 / 0%	0 / 0%	0 / 0%

760 - TEXAS A & M UNIV - CORPUS CHRISTI - SPECIAL TRADE UNADJUSTED GOAL IS 32.9%								
-I	0	0 / 0%	0 / 0%	0 / 0%	0 / 0%	0 / 0%	0 / 0%	0 / 0%
N	\$11,953,919	\$2,945,248 / 24.64%	\$7,169 / 0.06%	\$2,384,954 / 19.95%	\$534,125 / 4.47%	0 / 0%	0 / 0%	\$19,000 / 0.16%
S	***	\$448,535 / 3.90%	0 / 0%	\$332,052 / 2.88%	\$99,883 / 0.87%	0 / 0%	0 / 0%	\$16,600 / 0.14%
T	0	0 / 0%	0 / 0%	0 / 0%	0 / 0%	0 / 0%	0 / 0%	0 / 0%
-TC	0	0 / 0%	0 / 0%	0 / 0%	0 / 0%	0 / 0%	0 / 0%	0 / 0%
	\$11,953,919	\$3,393,783 / 28.39%	\$7,169 / 0.06%	\$2,717,006 / 22.73%	\$634,007 / 5.30%	0 / 0%	0 / 0%	\$35,600 / 0.30%

*** DOLLARS REPORTED BUT NOT SHOWN IN THESE COLUMNS. T=TREASURY, N=NON-TREASURY, S=SUBCONTRACTOR FUNDS & PROCUREMENT CARD HUB PURCHASES, TC=TERM CONTRACT, I= INTER GOVERNMENTAL PAYMENTS.



TEXAS HISTORICALLY UNDERUTILIZED BUSINESS (HUB) ANNUAL REPORT RECEIVED FOR FISCAL YEAR 2024

SECTION VII - STATE AGENCY EXPENDITURE DATA

RECORD TYPE	TOTAL EXPENDITURE	TOTAL SPENT WITH HUBS AMOUNT / %	BLACK AMOUNT / %	HISPANIC AMOUNT / %	WOMAN AMOUNT / %	ASIAN PACIFIC AMOUNT / %	NATIVE AMERICAN AMOUNT / %	SERVICE-DISABLED VETERAN AMOUNT / %
760 - TEXAS A & M UNIV - CORPUS CHRISTI - PROFESSIONAL SERVICES UNADJUSTED GOAL IS 23.7%								
-I	0	0 / 0%	0 / 0%	0 / 0%	0 / 0%	0 / 0%	0 / 0%	0 / 0%
N	\$707,448	\$207,738 / 29.36%	0 / 0%	\$204,106 / 28.85%	0 / 0%	\$3,632 / 0.51%	0 / 0%	0 / 0%
S	***	\$29,178 / 8.48%	0 / 0%	\$24,300 / 7.07%	\$4,040 / 1.17%	\$838 / 0.24%	0 / 0%	0 / 0%
T	0	0 / 0%	0 / 0%	0 / 0%	0 / 0%	0 / 0%	0 / 0%	0 / 0%
-TC	0	0 / 0%	0 / 0%	0 / 0%	0 / 0%	0 / 0%	0 / 0%	0 / 0%
	\$707,448	\$236,916 / 33.49%	0 / 0%	\$228,406 / 32.29%	\$4,040 / 0.57%	\$4,470 / 0.63%	0 / 0%	0 / 0%
760 - TEXAS A & M UNIV - CORPUS CHRISTI - OTHER SERVICES UNADJUSTED GOAL IS 26%								
-I	\$1,324	0 / 0%	0 / 0%	0 / 0%	0 / 0%	0 / 0%	0 / 0%	0 / 0%
N	\$13,585,110	\$574,462 / 4.23%	\$38,412 / 0.28%	\$173,076 / 1.27%	\$318,829 / 2.35%	\$44,144 / 0.32%	0 / 0%	0 / 0%
S	***	\$387,911 / 5.52%	\$9,435 / 0.13%	\$372,793 / 5.30%	\$5,682 / 0.08%	0 / 0%	0 / 0%	0 / 0%
T	-\$602	0 / 0%	0 / 0%	0 / 0%	0 / 0%	0 / 0%	0 / 0%	0 / 0%
-TC	0	0 / 0%	0 / 0%	0 / 0%	0 / 0%	0 / 0%	0 / 0%	0 / 0%
	\$13,583,184	\$962,372 / 7.09%	\$47,848 / 0.35%	\$545,870 / 4.02%	\$324,511 / 2.39%	\$44,144 / 0.32%	0 / 0%	0 / 0%
760 - TEXAS A & M UNIV - CORPUS CHRISTI - COMMODITY PURCHASING UNADJUSTED GOAL IS 21.1%								
-I	\$2,498	0 / 0%	0 / 0%	0 / 0%	0 / 0%	0 / 0%	0 / 0%	0 / 0%
N	\$22,194,656	\$5,850,722 / 26.36%	\$3,294,709 / 14.84%	\$736,784 / 3.32%	\$1,749,403 / 7.88%	\$69,826 / 0.31%	0 / 0%	0 / 0%
S	***	\$113,714 / 1.29%	\$74,891 / 0.85%	\$13,855 / 0.16%	\$24,968 / 0.28%	0 / 0%	0 / 0%	0 / 0%
T	\$8,947	-\$2,008 / -22.44%	-\$2,008 / -22.44%	0 / 0%	0 / 0%	0 / 0%	0 / 0%	0 / 0%
-TC	0	0 / 0%	0 / 0%	0 / 0%	0 / 0%	0 / 0%	0 / 0%	0 / 0%
	\$22,201,105	\$5,962,428 / 26.86%	\$3,367,592 / 15.17%	\$750,640 / 3.38%	\$1,774,371 / 7.99%	\$69,826 / 0.31%	0 / 0%	0 / 0%

*** DOLLARS REPORTED BUT NOT SHOWN IN THESE COLUMNS. T=TREASURY, N=NON-TREASURY, S=SUBCONTRACTOR FUNDS & PROCUREMENT CARD HUB PURCHASES, TC=TERM CONTRACT, I= INTER GOVERNMENTAL PAYMENTS.



TEXAS HISTORICALLY UNDERUTILIZED BUSINESS (HUB) ANNUAL REPORT RECEIVED FOR FISCAL YEAR 2024

SECTION VII - STATE AGENCY EXPENDITURE DATA

RECORD TYPE	TOTAL EXPENDITURE	TOTAL SPENT WITH HUBS AMOUNT / %	BLACK AMOUNT / %	HISPANIC AMOUNT / %	WOMAN AMOUNT / %	ASIAN PACIFIC AMOUNT / %	NATIVE AMERICAN AMOUNT / %	SERVICE-DISABLED VETERAN AMOUNT / %
760 - TEXAS A & M UNIV - CORPUS CHRISTI - Statewide Grand Total Expenditures								
-I	\$3,822	0 / 0%	0 / 0%	0 / 0%	0 / 0%	0 / 0%	0 / 0%	0 / 0%
N	\$59,282,304	\$11,644,533 / 19.64%	\$3,340,291 / 5.63%	\$5,308,655 / 8.95%	\$2,858,986 / 4.82%	\$117,602 / 0.20%	0 / 0%	\$19,000 / 0.03%
S	***	\$2,141,724 / 5.55%	\$268,450 / 0.70%	\$1,632,181 / 4.23%	\$223,655 / 0.58%	\$838 / 0.00%	0 / 0%	\$16,600 / 0.04%
T	\$8,345	-\$2,008 / -24.06%	-\$2,008 / -24.06%	0 / 0%	0 / 0%	0 / 0%	0 / 0%	0 / 0%
-TC	0	0 / 0%	0 / 0%	0 / 0%	0 / 0%	0 / 0%	0 / 0%	0 / 0%
	\$59,286,828	\$13,784,249 / 23.25%	\$3,606,733 / 6.08%	\$6,940,836 / 11.71%	\$3,082,640 / 5.20%	\$118,439 / 0.20%	0 / 0%	\$35,600 / 0.06%

*** DOLLARS REPORTED BUT NOT SHOWN IN THESE COLUMNS. T=TREASURY, N=NON-TREASURY, S=SUBCONTRACTOR FUNDS & PROCUREMENT CARD HUB PURCHASES, TC=TERM CONTRACT, I= INTER GOVERNMENTAL PAYMENTS.



TEXAS HISTORICALLY UNDERUTILIZED BUSINESS (HUB) ANNUAL REPORT RECEIVED FOR FISCAL YEAR 2024

SECTION VII - STATE AGENCY EXPENDITURE DATA

RECORD TYPE	TOTAL EXPENDITURE	TOTAL SPENT WITH HUBS AMOUNT / %	BLACK AMOUNT / %	HISPANIC AMOUNT / %	WOMAN AMOUNT / %	ASIAN PACIFIC AMOUNT / %	NATIVE AMERICAN AMOUNT / %	SERVICE-DISABLED VETERAN AMOUNT / %
-------------	-------------------	----------------------------------	------------------	---------------------	------------------	--------------------------	----------------------------	-------------------------------------

761 - TEXAS A & M INTERNATIONAL UNIVERSITY - HEAVY CONSTRUCTION UNADJUSTED GOAL IS 11.2%

-I	0	0 / 0%	0 / 0%	0 / 0%	0 / 0%	0 / 0%	0 / 0%	0 / 0%
N	0	0 / 0%	0 / 0%	0 / 0%	0 / 0%	0 / 0%	0 / 0%	0 / 0%
S	***	0 / 0%	0 / 0%	0 / 0%	0 / 0%	0 / 0%	0 / 0%	0 / 0%
T	0	0 / 0%	0 / 0%	0 / 0%	0 / 0%	0 / 0%	0 / 0%	0 / 0%
-TC	0	0 / 0%	0 / 0%	0 / 0%	0 / 0%	0 / 0%	0 / 0%	0 / 0%
	0	0 / 0%	0 / 0%	0 / 0%	0 / 0%	0 / 0%	0 / 0%	0 / 0%

761 - TEXAS A & M INTERNATIONAL UNIVERSITY - BUILDING CONSTRUCTION UNADJUSTED GOAL IS 21.1%

-I	0	0 / 0%	0 / 0%	0 / 0%	0 / 0%	0 / 0%	0 / 0%	0 / 0%
N	\$2,118,552	0 / 0%	0 / 0%	0 / 0%	0 / 0%	0 / 0%	0 / 0%	0 / 0%
S	***	0 / 0%	0 / 0%	0 / 0%	0 / 0%	0 / 0%	0 / 0%	0 / 0%
T	0	0 / 0%	0 / 0%	0 / 0%	0 / 0%	0 / 0%	0 / 0%	0 / 0%
-TC	0	0 / 0%	0 / 0%	0 / 0%	0 / 0%	0 / 0%	0 / 0%	0 / 0%
	\$2,118,552	0 / 0%	0 / 0%	0 / 0%	0 / 0%	0 / 0%	0 / 0%	0 / 0%

761 - TEXAS A & M INTERNATIONAL UNIVERSITY - SPECIAL TRADE UNADJUSTED GOAL IS 32.9%

-I	0	0 / 0%	0 / 0%	0 / 0%	0 / 0%	0 / 0%	0 / 0%	0 / 0%
N	\$5,223	0 / 0%	0 / 0%	0 / 0%	0 / 0%	0 / 0%	0 / 0%	0 / 0%
S	***	0 / 0%	0 / 0%	0 / 0%	0 / 0%	0 / 0%	0 / 0%	0 / 0%
T	0	0 / 0%	0 / 0%	0 / 0%	0 / 0%	0 / 0%	0 / 0%	0 / 0%
-TC	0	0 / 0%	0 / 0%	0 / 0%	0 / 0%	0 / 0%	0 / 0%	0 / 0%
	\$5,223	0 / 0%	0 / 0%	0 / 0%	0 / 0%	0 / 0%	0 / 0%	0 / 0%

*** DOLLARS REPORTED BUT NOT SHOWN IN THESE COLUMNS. T=TREASURY, N=NON-TREASURY, S=SUBCONTRACTOR FUNDS & PROCUREMENT CARD HUB PURCHASES, TC=TERM CONTRACT, I= INTER GOVERNMENTAL PAYMENTS.



TEXAS HISTORICALLY UNDERUTILIZED BUSINESS (HUB) ANNUAL REPORT RECEIVED FOR FISCAL YEAR 2024

SECTION VII - STATE AGENCY EXPENDITURE DATA

RECORD TYPE	TOTAL EXPENDITURE	TOTAL SPENT WITH HUBS AMOUNT / %	BLACK AMOUNT / %	HISPANIC AMOUNT / %	WOMAN AMOUNT / %	ASIAN PACIFIC AMOUNT / %	NATIVE AMERICAN AMOUNT / %	SERVICE-DISABLED VETERAN AMOUNT / %
761 - TEXAS A & M INTERNATIONAL UNIVERSITY - PROFESSIONAL SERVICES UNADJUSTED GOAL IS 23.7%								
-I	0	0 / 0%	0 / 0%	0 / 0%	0 / 0%	0 / 0%	0 / 0%	0 / 0%
N	\$115,595	0 / 0%	0 / 0%	0 / 0%	0 / 0%	0 / 0%	0 / 0%	0 / 0%
S	***	0 / 0%	0 / 0%	0 / 0%	0 / 0%	0 / 0%	0 / 0%	0 / 0%
T	0	0 / 0%	0 / 0%	0 / 0%	0 / 0%	0 / 0%	0 / 0%	0 / 0%
-TC	0	0 / 0%	0 / 0%	0 / 0%	0 / 0%	0 / 0%	0 / 0%	0 / 0%
	\$115,595	0 / 0%	0 / 0%	0 / 0%	0 / 0%	0 / 0%	0 / 0%	0 / 0%

761 - TEXAS A & M INTERNATIONAL UNIVERSITY - OTHER SERVICES UNADJUSTED GOAL IS 26%								
-I	0	0 / 0%	0 / 0%	0 / 0%	0 / 0%	0 / 0%	0 / 0%	0 / 0%
N	\$19,973,852	\$2,080,966 / 10.42%	\$19,956 / 0.10%	\$1,634,166 / 8.18%	\$382,596 / 1.92%	\$44,248 / 0.22%	0 / 0%	0 / 0%
S	***	\$3,862,433 / 21.55%	\$931 / 0.01%	\$1,235,489 / 6.89%	\$2,573,699 / 14.36%	0 / 0%	\$52,313 / 0.29%	0 / 0%
T	\$906,137	\$117,083 / 12.92%	0 / 0%	\$117,083 / 12.92%	0 / 0%	0 / 0%	0 / 0%	0 / 0%
-TC	0	0 / 0%	0 / 0%	0 / 0%	0 / 0%	0 / 0%	0 / 0%	0 / 0%
	\$20,879,989	\$6,060,481 / 29.03%	\$20,887 / 0.10%	\$2,986,738 / 14.30%	\$2,956,295 / 14.16%	\$44,248 / 0.21%	\$52,313 / 0.25%	0 / 0%

761 - TEXAS A & M INTERNATIONAL UNIVERSITY - COMMODITY PURCHASING UNADJUSTED GOAL IS 21.1%								
-I	0	0 / 0%	0 / 0%	0 / 0%	0 / 0%	0 / 0%	0 / 0%	0 / 0%
N	\$7,182,815	\$2,905,436 / 40.45%	\$1,078,557 / 15.02%	\$500,694 / 6.97%	\$953,226 / 13.27%	\$372,959 / 5.19%	0 / 0%	0 / 0%
S	***	\$117,242 / 5.90%	\$108,552 / 5.46%	\$8,434 / 0.42%	\$257 / 0.01%	0 / 0%	0 / 0%	0 / 0%
T	\$623,119	\$497,291 / 79.81%	\$4,169 / 0.67%	\$285,471 / 45.81%	\$207,651 / 33.32%	0 / 0%	0 / 0%	0 / 0%
-TC	0	0 / 0%	0 / 0%	0 / 0%	0 / 0%	0 / 0%	0 / 0%	0 / 0%
	\$7,805,934	\$3,519,968 / 45.09%	\$1,191,277 / 15.26%	\$794,598 / 10.18%	\$1,161,133 / 14.88%	\$372,959 / 4.78%	0 / 0%	0 / 0%

*** DOLLARS REPORTED BUT NOT SHOWN IN THESE COLUMNS. T=TREASURY, N=NON-TREASURY, S=SUBCONTRACTOR FUNDS & PROCUREMENT CARD HUB PURCHASES, TC=TERM CONTRACT, I= INTER GOVERNMENTAL PAYMENTS.



TEXAS HISTORICALLY UNDERUTILIZED BUSINESS (HUB) ANNUAL REPORT RECEIVED FOR FISCAL YEAR 2024

SECTION VII - STATE AGENCY EXPENDITURE DATA

RECORD TYPE	TOTAL EXPENDITURE	TOTAL SPENT WITH HUBS AMOUNT / %	BLACK AMOUNT / %	HISPANIC AMOUNT / %	WOMAN AMOUNT / %	ASIAN PACIFIC AMOUNT / %	NATIVE AMERICAN AMOUNT / %	SERVICE-DISABLED VETERAN AMOUNT / %
761 - TEXAS A & M INTERNATIONAL UNIVERSITY - Statewide Grand Total Expenditures								
-I	0	0 / 0%	0 / 0%	0 / 0%	0 / 0%	0 / 0%	0 / 0%	0 / 0%
N	\$29,396,037	\$4,986,401 / 16.96%	\$1,098,513 / 3.74%	\$2,134,860 / 7.26%	\$1,335,822 / 4.54%	\$417,207 / 1.42%	0 / 0%	0 / 0%
S	***	\$3,979,674 / 19.99%	\$109,482 / 0.55%	\$1,243,923 / 6.25%	\$2,573,956 / 12.93%	0 / 0%	\$52,313 / 0.26%	0 / 0%
T	\$1,529,256	\$614,374 / 40.17%	\$4,169 / 0.27%	\$402,553 / 26.32%	\$207,651 / 13.58%	0 / 0%	0 / 0%	0 / 0%
-TC	0	0 / 0%	0 / 0%	0 / 0%	0 / 0%	0 / 0%	0 / 0%	0 / 0%
	\$30,925,293	\$9,580,449 / 30.98%	\$1,212,164 / 3.92%	\$3,781,336 / 12.23%	\$4,117,429 / 13.31%	\$417,207 / 1.35%	\$52,313 / 0.17%	0 / 0%

*** DOLLARS REPORTED BUT NOT SHOWN IN THESE COLUMNS. T=TREASURY, N=NON-TREASURY, S=SUBCONTRACTOR FUNDS & PROCUREMENT CARD HUB PURCHASES, TC=TERM CONTRACT, I= INTER GOVERNMENTAL PAYMENTS.



TEXAS HISTORICALLY UNDERUTILIZED BUSINESS (HUB) ANNUAL REPORT RECEIVED FOR FISCAL YEAR 2024

SECTION VII - STATE AGENCY EXPENDITURE DATA

RECORD TYPE	TOTAL EXPENDITURE	TOTAL SPENT WITH HUBS AMOUNT / %	BLACK AMOUNT / %	HISPANIC AMOUNT / %	WOMAN AMOUNT / %	ASIAN PACIFIC AMOUNT / %	NATIVE AMERICAN AMOUNT / %	SERVICE-DISABLED VETERAN AMOUNT / %
-------------	-------------------	----------------------------------	------------------	---------------------	------------------	--------------------------	----------------------------	-------------------------------------

763 - UNT HEALTH SCIENCE CENTER - HEAVY CONSTRUCTION UNADJUSTED GOAL IS 11.2%

-I	0	0 / 0%	0 / 0%	0 / 0%	0 / 0%	0 / 0%	0 / 0%	0 / 0%
N	\$150	0 / 0%	0 / 0%	0 / 0%	0 / 0%	0 / 0%	0 / 0%	0 / 0%
S	***	0 / 0%	0 / 0%	0 / 0%	0 / 0%	0 / 0%	0 / 0%	0 / 0%
T	0	0 / 0%	0 / 0%	0 / 0%	0 / 0%	0 / 0%	0 / 0%	0 / 0%
-TC	0	0 / 0%	0 / 0%	0 / 0%	0 / 0%	0 / 0%	0 / 0%	0 / 0%
	\$150	0 / 0%	0 / 0%	0 / 0%	0 / 0%	0 / 0%	0 / 0%	0 / 0%

763 - UNT HEALTH SCIENCE CENTER - BUILDING CONSTRUCTION UNADJUSTED GOAL IS 21.1%

-I	0	0 / 0%	0 / 0%	0 / 0%	0 / 0%	0 / 0%	0 / 0%	0 / 0%
N	\$10,714,279	\$710,220 / 6.63%	0 / 0%	\$442,083 / 4.13%	\$260,476 / 2.43%	\$7,661 / 0.07%	0 / 0%	0 / 0%
S	***	\$657,670 / 7.38%	0 / 0%	\$214,759 / 2.41%	\$442,910 / 4.97%	0 / 0%	0 / 0%	0 / 0%
T	\$9,132	0 / 0%	0 / 0%	0 / 0%	0 / 0%	0 / 0%	0 / 0%	0 / 0%
-TC	0	0 / 0%	0 / 0%	0 / 0%	0 / 0%	0 / 0%	0 / 0%	0 / 0%
	\$10,723,411	\$1,367,890 / 12.76%	0 / 0%	\$656,842 / 6.13%	\$703,387 / 6.56%	\$7,661 / 0.07%	0 / 0%	0 / 0%

763 - UNT HEALTH SCIENCE CENTER - SPECIAL TRADE UNADJUSTED GOAL IS 32.9%

-I	0	0 / 0%	0 / 0%	0 / 0%	0 / 0%	0 / 0%	0 / 0%	0 / 0%
N	\$11,365,733	\$1,140,270 / 10.03%	0 / 0%	\$409,513 / 3.60%	\$730,757 / 6.43%	0 / 0%	0 / 0%	0 / 0%
S	***	0 / 0%	0 / 0%	0 / 0%	0 / 0%	0 / 0%	0 / 0%	0 / 0%
T	\$245,759	0 / 0%	0 / 0%	0 / 0%	0 / 0%	0 / 0%	0 / 0%	0 / 0%
-TC	0	0 / 0%	0 / 0%	0 / 0%	0 / 0%	0 / 0%	0 / 0%	0 / 0%
	\$11,611,493	\$1,140,270 / 9.82%	0 / 0%	\$409,513 / 3.53%	\$730,757 / 6.29%	0 / 0%	0 / 0%	0 / 0%

*** DOLLARS REPORTED BUT NOT SHOWN IN THESE COLUMNS. T=TREASURY, N=NON-TREASURY, S=SUBCONTRACTOR FUNDS & PROCUREMENT CARD HUB PURCHASES, TC=TERM CONTRACT, I= INTER GOVERNMENTAL PAYMENTS.



TEXAS HISTORICALLY UNDERUTILIZED BUSINESS (HUB) ANNUAL REPORT RECEIVED FOR FISCAL YEAR 2024

SECTION VII - STATE AGENCY EXPENDITURE DATA

RECORD TYPE	TOTAL EXPENDITURE	TOTAL SPENT WITH HUBS AMOUNT / %	BLACK AMOUNT / %	HISPANIC AMOUNT / %	WOMAN AMOUNT / %	ASIAN PACIFIC AMOUNT / %	NATIVE AMERICAN AMOUNT / %	SERVICE-DISABLED VETERAN AMOUNT / %
763 - UNT HEALTH SCIENCE CENTER - PROFESSIONAL SERVICES UNADJUSTED GOAL IS 23.7%								
-I	0	0 / 0%	0 / 0%	0 / 0%	0 / 0%	0 / 0%	0 / 0%	0 / 0%
N	\$25,005,615	\$81,440 / 0.33%	\$1,251 / 0.01%	\$40,068 / 0.16%	\$40,121 / 0.16%	0 / 0%	0 / 0%	0 / 0%
S	***	0 / 0%	0 / 0%	0 / 0%	0 / 0%	0 / 0%	0 / 0%	0 / 0%
T	\$51,523	0 / 0%	0 / 0%	0 / 0%	0 / 0%	0 / 0%	0 / 0%	0 / 0%
-TC	0	0 / 0%	0 / 0%	0 / 0%	0 / 0%	0 / 0%	0 / 0%	0 / 0%
	\$25,057,137	\$81,440 / 0.33%	\$1,251 / 0.00%	\$40,068 / 0.16%	\$40,121 / 0.16%	0 / 0%	0 / 0%	0 / 0%
763 - UNT HEALTH SCIENCE CENTER - OTHER SERVICES UNADJUSTED GOAL IS 26%								
-I	0	0 / 0%	0 / 0%	0 / 0%	0 / 0%	0 / 0%	0 / 0%	0 / 0%
N	\$30,914,267	\$825,750 / 2.67%	\$147,149 / 0.48%	\$116,101 / 0.38%	\$227,696 / 0.74%	\$334,803 / 1.08%	0 / 0%	0 / 0%
S	***	\$78,171 / 0.44%	0 / 0%	\$8,800 / 0.05%	\$53,169 / 0.30%	\$16,202 / 0.09%	0 / 0%	0 / 0%
T	\$2,046,327	\$37,350 / 1.83%	0 / 0%	\$31,478 / 1.54%	\$4,715 / 0.23%	\$1,157 / 0.06%	0 / 0%	0 / 0%
-TC	0	0 / 0%	0 / 0%	0 / 0%	0 / 0%	0 / 0%	0 / 0%	0 / 0%
	\$32,960,595	\$941,270 / 2.86%	\$147,149 / 0.45%	\$156,379 / 0.47%	\$285,580 / 0.87%	\$352,162 / 1.07%	0 / 0%	0 / 0%
763 - UNT HEALTH SCIENCE CENTER - COMMODITY PURCHASING UNADJUSTED GOAL IS 21.1%								
-I	0	0 / 0%	0 / 0%	0 / 0%	0 / 0%	0 / 0%	0 / 0%	0 / 0%
N	\$27,725,470	\$5,912,276 / 21.32%	\$661,400 / 2.39%	\$1,846,970 / 6.66%	\$1,952,690 / 7.04%	\$1,451,217 / 5.23%	0 / 0%	0 / 0%
S	***	\$313,750 / 2.73%	\$5,857 / 0.05%	\$83,245 / 0.72%	\$223,791 / 1.95%	\$539 / 0.00%	\$319 / 0.00%	0 / 0%
T	\$3,481,967	\$504,045 / 14.48%	\$231,324 / 6.64%	\$47,213 / 1.36%	\$200,892 / 5.77%	\$24,615 / 0.71%	0 / 0%	0 / 0%
-TC	0	0 / 0%	0 / 0%	0 / 0%	0 / 0%	0 / 0%	0 / 0%	0 / 0%
	\$31,207,437	\$6,730,070 / 21.57%	\$898,580 / 2.88%	\$1,977,428 / 6.34%	\$2,377,373 / 7.62%	\$1,476,371 / 4.73%	\$319 / 0.00%	0 / 0%

*** DOLLARS REPORTED BUT NOT SHOWN IN THESE COLUMNS. T=TREASURY, N=NON-TREASURY, S=SUBCONTRACTOR FUNDS & PROCUREMENT CARD HUB PURCHASES, TC=TERM CONTRACT, I= INTER GOVERNMENTAL PAYMENTS.



TEXAS HISTORICALLY UNDERUTILIZED BUSINESS (HUB) ANNUAL REPORT RECEIVED FOR FISCAL YEAR 2024

SECTION VII - STATE AGENCY EXPENDITURE DATA

RECORD TYPE	TOTAL EXPENDITURE	TOTAL SPENT WITH HUBS AMOUNT / %	BLACK AMOUNT / %	HISPANIC AMOUNT / %	WOMAN AMOUNT / %	ASIAN PACIFIC AMOUNT / %	NATIVE AMERICAN AMOUNT / %	SERVICE-DISABLED VETERAN AMOUNT / %
763 - UNT HEALTH SCIENCE CENTER - Statewide Grand Total Expenditures								
-I	0	0 / 0%	0 / 0%	0 / 0%	0 / 0%	0 / 0%	0 / 0%	0 / 0%
N	\$105,725,514	\$8,669,955 / 8.20%	\$809,800 / 0.77%	\$2,854,734 / 2.70%	\$3,211,739 / 3.04%	\$1,793,682 / 1.70%	0 / 0%	0 / 0%
S	***	\$1,049,590 / 2.75%	\$5,857 / 0.02%	\$306,804 / 0.80%	\$719,870 / 1.89%	\$16,741 / 0.04%	\$319 / 0.00%	0 / 0%
T	\$5,834,708	\$541,394 / 9.28%	\$231,324 / 3.96%	\$78,691 / 1.35%	\$205,607 / 3.52%	\$25,772 / 0.44%	0 / 0%	0 / 0%
-TC	0	0 / 0%	0 / 0%	0 / 0%	0 / 0%	0 / 0%	0 / 0%	0 / 0%
	\$111,560,223	\$10,260,940 / 9.20%	\$1,046,981 / 0.94%	\$3,240,229 / 2.90%	\$4,137,217 / 3.71%	\$1,836,194 / 1.65%	\$319 / 0.00%	0 / 0%

*** DOLLARS REPORTED BUT NOT SHOWN IN THESE COLUMNS. T=TREASURY, N=NON-TREASURY, S=SUBCONTRACTOR FUNDS & PROCUREMENT CARD HUB PURCHASES, TC=TERM CONTRACT, I= INTER GOVERNMENTAL PAYMENTS.



TEXAS HISTORICALLY UNDERUTILIZED BUSINESS (HUB) ANNUAL REPORT RECEIVED FOR FISCAL YEAR 2024

SECTION VII - STATE AGENCY EXPENDITURE DATA

RECORD TYPE	TOTAL EXPENDITURE	TOTAL SPENT WITH HUBS AMOUNT / %	BLACK AMOUNT / %	HISPANIC AMOUNT / %	WOMAN AMOUNT / %	ASIAN PACIFIC AMOUNT / %	NATIVE AMERICAN AMOUNT / %	SERVICE-DISABLED VETERAN AMOUNT / %
764 - TEXAS A&M UNIVERSITY-TEXARKANA - HEAVY CONSTRUCTION UNADJUSTED GOAL IS 11.2%								
-I	0	0 / 0%	0 / 0%	0 / 0%	0 / 0%	0 / 0%	0 / 0%	0 / 0%
N	\$40,223	0 / 0%	0 / 0%	0 / 0%	0 / 0%	0 / 0%	0 / 0%	0 / 0%
S	***	0 / 0%	0 / 0%	0 / 0%	0 / 0%	0 / 0%	0 / 0%	0 / 0%
T	0	0 / 0%	0 / 0%	0 / 0%	0 / 0%	0 / 0%	0 / 0%	0 / 0%
-TC	0	0 / 0%	0 / 0%	0 / 0%	0 / 0%	0 / 0%	0 / 0%	0 / 0%
	\$40,223	0 / 0%	0 / 0%	0 / 0%	0 / 0%	0 / 0%	0 / 0%	0 / 0%
764 - TEXAS A&M UNIVERSITY-TEXARKANA - BUILDING CONSTRUCTION UNADJUSTED GOAL IS 21.1%								
-I	0	0 / 0%	0 / 0%	0 / 0%	0 / 0%	0 / 0%	0 / 0%	0 / 0%
N	\$2,817,739	\$9,560 / 0.34%	0 / 0%	\$9,560 / 0.34%	0 / 0%	0 / 0%	0 / 0%	0 / 0%
S	***	0 / 0%	0 / 0%	0 / 0%	0 / 0%	0 / 0%	0 / 0%	0 / 0%
T	0	0 / 0%	0 / 0%	0 / 0%	0 / 0%	0 / 0%	0 / 0%	0 / 0%
-TC	0	0 / 0%	0 / 0%	0 / 0%	0 / 0%	0 / 0%	0 / 0%	0 / 0%
	\$2,817,739	\$9,560 / 0.34%	0 / 0%	\$9,560 / 0.34%	0 / 0%	0 / 0%	0 / 0%	0 / 0%
764 - TEXAS A&M UNIVERSITY-TEXARKANA - SPECIAL TRADE UNADJUSTED GOAL IS 32.9%								
-I	0	0 / 0%	0 / 0%	0 / 0%	0 / 0%	0 / 0%	0 / 0%	0 / 0%
N	\$563,219	\$3,824 / 0.68%	0 / 0%	\$3,824 / 0.68%	0 / 0%	0 / 0%	0 / 0%	0 / 0%
S	***	0 / 0%	0 / 0%	0 / 0%	0 / 0%	0 / 0%	0 / 0%	0 / 0%
T	\$-7,305	0 / 0%	0 / 0%	0 / 0%	0 / 0%	0 / 0%	0 / 0%	0 / 0%
-TC	0	0 / 0%	0 / 0%	0 / 0%	0 / 0%	0 / 0%	0 / 0%	0 / 0%
	\$555,914	\$3,824 / 0.69%	0 / 0%	\$3,824 / 0.69%	0 / 0%	0 / 0%	0 / 0%	0 / 0%

*** DOLLARS REPORTED BUT NOT SHOWN IN THESE COLUMNS. T=TREASURY, N=NON-TREASURY, S=SUBCONTRACTOR FUNDS & PROCUREMENT CARD HUB PURCHASES, TC=TERM CONTRACT, I= INTER GOVERNMENTAL PAYMENTS.



TEXAS HISTORICALLY UNDERUTILIZED BUSINESS (HUB) ANNUAL REPORT RECEIVED FOR FISCAL YEAR 2024

SECTION VII - STATE AGENCY EXPENDITURE DATA

RECORD TYPE	TOTAL EXPENDITURE	TOTAL SPENT WITH HUBS AMOUNT / %	BLACK AMOUNT / %	HISPANIC AMOUNT / %	WOMAN AMOUNT / %	ASIAN PACIFIC AMOUNT / %	NATIVE AMERICAN AMOUNT / %	SERVICE-DISABLED VETERAN AMOUNT / %
764 - TEXAS A&M UNIVERSITY-TEXARKANA - PROFESSIONAL SERVICES UNADJUSTED GOAL IS 23.7%								
-I	0	0 / 0%	0 / 0%	0 / 0%	0 / 0%	0 / 0%	0 / 0%	0 / 0%
N	\$9,592	0 / 0%	0 / 0%	0 / 0%	0 / 0%	0 / 0%	0 / 0%	0 / 0%
S	***	0 / 0%	0 / 0%	0 / 0%	0 / 0%	0 / 0%	0 / 0%	0 / 0%
T	0	0 / 0%	0 / 0%	0 / 0%	0 / 0%	0 / 0%	0 / 0%	0 / 0%
-TC	0	0 / 0%	0 / 0%	0 / 0%	0 / 0%	0 / 0%	0 / 0%	0 / 0%
	\$9,592	0 / 0%	0 / 0%	0 / 0%	0 / 0%	0 / 0%	0 / 0%	0 / 0%
764 - TEXAS A&M UNIVERSITY-TEXARKANA - OTHER SERVICES UNADJUSTED GOAL IS 26%								
-I	0	0 / 0%	0 / 0%	0 / 0%	0 / 0%	0 / 0%	0 / 0%	0 / 0%
N	\$9,987,534	\$59,508 / 0.60%	\$20,637 / 0.21%	0 / 0%	\$36,919 / 0.37%	\$1,952 / 0.02%	0 / 0%	0 / 0%
S	***	0 / 0%	0 / 0%	0 / 0%	0 / 0%	0 / 0%	0 / 0%	0 / 0%
T	\$33,158	\$239 / 0.72%	0 / 0%	0 / 0%	0 / 0%	\$239 / 0.72%	0 / 0%	0 / 0%
-TC	0	0 / 0%	0 / 0%	0 / 0%	0 / 0%	0 / 0%	0 / 0%	0 / 0%
	\$10,020,692	\$59,747 / 0.60%	\$20,637 / 0.21%	0 / 0%	\$36,919 / 0.37%	\$2,191 / 0.02%	0 / 0%	0 / 0%
764 - TEXAS A&M UNIVERSITY-TEXARKANA - COMMODITY PURCHASING UNADJUSTED GOAL IS 21.1%								
-I	0	0 / 0%	0 / 0%	0 / 0%	0 / 0%	0 / 0%	0 / 0%	0 / 0%
N	\$3,971,614	\$796,137 / 20.05%	\$558,010 / 14.05%	\$68,990 / 1.74%	\$160,107 / 4.03%	\$9,030 / 0.23%	0 / 0%	0 / 0%
S	***	0 / 0%	0 / 0%	0 / 0%	0 / 0%	0 / 0%	0 / 0%	0 / 0%
T	\$-13,201	\$64,787 / -490.77%	\$2,156 / -16.33%	0 / 0%	\$62,870 / -476.25%	-\$239 / 1.81%	0 / 0%	0 / 0%
-TC	0	0 / 0%	0 / 0%	0 / 0%	0 / 0%	0 / 0%	0 / 0%	0 / 0%
	\$3,958,413	\$860,924 / 21.75%	\$560,166 / 14.15%	\$68,990 / 1.74%	\$222,977 / 5.63%	\$8,791 / 0.22%	0 / 0%	0 / 0%

*** DOLLARS REPORTED BUT NOT SHOWN IN THESE COLUMNS. T=TREASURY, N=NON-TREASURY, S=SUBCONTRACTOR FUNDS & PROCUREMENT CARD HUB PURCHASES, TC=TERM CONTRACT, I= INTER GOVERNMENTAL PAYMENTS.



TEXAS HISTORICALLY UNDERUTILIZED BUSINESS (HUB) ANNUAL REPORT RECEIVED FOR FISCAL YEAR 2024

SECTION VII - STATE AGENCY EXPENDITURE DATA

RECORD TYPE	TOTAL EXPENDITURE	TOTAL SPENT WITH HUBS AMOUNT / %	BLACK AMOUNT / %	HISPANIC AMOUNT / %	WOMAN AMOUNT / %	ASIAN PACIFIC AMOUNT / %	NATIVE AMERICAN AMOUNT / %	SERVICE-DISABLED VETERAN AMOUNT / %
764 - TEXAS A&M UNIVERSITY-TEXARKANA - Statewide Grand Total Expenditures								
-I	0	0 / 0%	0 / 0%	0 / 0%	0 / 0%	0 / 0%	0 / 0%	0 / 0%
N	\$17,389,921	\$869,029 / 5.00%	\$578,647 / 3.33%	\$82,374 / 0.47%	\$197,027 / 1.13%	\$10,982 / 0.06%	0 / 0%	0 / 0%
S	***	0 / 0%	0 / 0%	0 / 0%	0 / 0%	0 / 0%	0 / 0%	0 / 0%
T	\$12,652	\$65,026 / 513.95%	\$2,156 / 17.04%	0 / 0%	\$62,870 / 496.91%	0 / 0%	0 / 0%	0 / 0%
-TC	0	0 / 0%	0 / 0%	0 / 0%	0 / 0%	0 / 0%	0 / 0%	0 / 0%
	\$17,402,573	\$934,055 / 5.37%	\$580,803 / 3.34%	\$82,374 / 0.47%	\$259,897 / 1.49%	\$10,982 / 0.06%	0 / 0%	0 / 0%

*** DOLLARS REPORTED BUT NOT SHOWN IN THESE COLUMNS. T=TREASURY, N=NON-TREASURY, S=SUBCONTRACTOR FUNDS & PROCUREMENT CARD HUB PURCHASES, TC=TERM CONTRACT, I= INTER GOVERNMENTAL PAYMENTS.



TEXAS HISTORICALLY UNDERUTILIZED BUSINESS (HUB) ANNUAL REPORT RECEIVED FOR FISCAL YEAR 2024

SECTION VII - STATE AGENCY EXPENDITURE DATA

RECORD TYPE	TOTAL EXPENDITURE	TOTAL SPENT WITH HUBS AMOUNT / %	BLACK AMOUNT / %	HISPANIC AMOUNT / %	WOMAN AMOUNT / %	ASIAN PACIFIC AMOUNT / %	NATIVE AMERICAN AMOUNT / %	SERVICE-DISABLED VETERAN AMOUNT / %
765 - UNIVERSITY OF HOUSTON-VICTORIA - HEAVY CONSTRUCTION UNADJUSTED GOAL IS 11.2%								
-I	0	0 / 0%	0 / 0%	0 / 0%	0 / 0%	0 / 0%	0 / 0%	0 / 0%
N	0	0 / 0%	0 / 0%	0 / 0%	0 / 0%	0 / 0%	0 / 0%	0 / 0%
S	***	0 / 0%	0 / 0%	0 / 0%	0 / 0%	0 / 0%	0 / 0%	0 / 0%
T	0	0 / 0%	0 / 0%	0 / 0%	0 / 0%	0 / 0%	0 / 0%	0 / 0%
-TC	0	0 / 0%	0 / 0%	0 / 0%	0 / 0%	0 / 0%	0 / 0%	0 / 0%
	0	0 / 0%	0 / 0%	0 / 0%	0 / 0%	0 / 0%	0 / 0%	0 / 0%

765 - UNIVERSITY OF HOUSTON-VICTORIA - BUILDING CONSTRUCTION UNADJUSTED GOAL IS 21.1%								
-I	0	0 / 0%	0 / 0%	0 / 0%	0 / 0%	0 / 0%	0 / 0%	0 / 0%
N	\$17,530,229	\$31,136 / 0.18%	0 / 0%	\$24,801 / 0.14%	\$6,335 / 0.04%	0 / 0%	0 / 0%	0 / 0%
S	***	\$6,335 / 0.04%	0 / 0%	0 / 0%	\$6,335 / 0.04%	0 / 0%	0 / 0%	0 / 0%
T	0	0 / 0%	0 / 0%	0 / 0%	0 / 0%	0 / 0%	0 / 0%	0 / 0%
-TC	0	0 / 0%	0 / 0%	0 / 0%	0 / 0%	0 / 0%	0 / 0%	0 / 0%
	\$17,530,229	\$37,471 / 0.21%	0 / 0%	\$24,801 / 0.14%	\$12,670 / 0.07%	0 / 0%	0 / 0%	0 / 0%

765 - UNIVERSITY OF HOUSTON-VICTORIA - SPECIAL TRADE UNADJUSTED GOAL IS 32.9%								
-I	0	0 / 0%	0 / 0%	0 / 0%	0 / 0%	0 / 0%	0 / 0%	0 / 0%
N	\$358,352	\$43,800 / 12.22%	0 / 0%	\$20,413 / 5.70%	\$23,387 / 6.53%	0 / 0%	0 / 0%	0 / 0%
S	***	\$4,230 / -4.86%	0 / 0%	\$4,230 / -4.86%	0 / 0%	0 / 0%	0 / 0%	0 / 0%
T	\$24,118	0 / 0%	0 / 0%	0 / 0%	0 / 0%	0 / 0%	0 / 0%	0 / 0%
-TC	0	0 / 0%	0 / 0%	0 / 0%	0 / 0%	0 / 0%	0 / 0%	0 / 0%
	\$382,470	\$48,030 / 12.56%	0 / 0%	\$24,643 / 6.44%	\$23,387 / 6.11%	0 / 0%	0 / 0%	0 / 0%

*** DOLLARS REPORTED BUT NOT SHOWN IN THESE COLUMNS. T=TREASURY, N=NON-TREASURY, S=SUBCONTRACTOR FUNDS & PROCUREMENT CARD HUB PURCHASES, TC=TERM CONTRACT, I= INTER GOVERNMENTAL PAYMENTS.



TEXAS HISTORICALLY UNDERUTILIZED BUSINESS (HUB) ANNUAL REPORT RECEIVED FOR FISCAL YEAR 2024

SECTION VII - STATE AGENCY EXPENDITURE DATA

RECORD TYPE	TOTAL EXPENDITURE	TOTAL SPENT WITH HUBS AMOUNT / %	BLACK AMOUNT / %	HISPANIC AMOUNT / %	WOMAN AMOUNT / %	ASIAN PACIFIC AMOUNT / %	NATIVE AMERICAN AMOUNT / %	SERVICE-DISABLED VETERAN AMOUNT / %
765 - UNIVERSITY OF HOUSTON-VICTORIA - PROFESSIONAL SERVICES UNADJUSTED GOAL IS 23.7%								
-I	0	0 / 0%	0 / 0%	0 / 0%	0 / 0%	0 / 0%	0 / 0%	0 / 0%
N	\$295,075	0 / 0%	0 / 0%	0 / 0%	0 / 0%	0 / 0%	0 / 0%	0 / 0%
S	***	0 / 0%	0 / 0%	0 / 0%	0 / 0%	0 / 0%	0 / 0%	0 / 0%
T	0	0 / 0%	0 / 0%	0 / 0%	0 / 0%	0 / 0%	0 / 0%	0 / 0%
-TC	0	0 / 0%	0 / 0%	0 / 0%	0 / 0%	0 / 0%	0 / 0%	0 / 0%
	\$295,075	0 / 0%	0 / 0%	0 / 0%	0 / 0%	0 / 0%	0 / 0%	0 / 0%
765 - UNIVERSITY OF HOUSTON-VICTORIA - OTHER SERVICES UNADJUSTED GOAL IS 26%								
-I	0	0 / 0%	0 / 0%	0 / 0%	0 / 0%	0 / 0%	0 / 0%	0 / 0%
N	\$2,936,057	\$905,659 / 30.85%	\$46,743 / 1.59%	\$58,973 / 2.01%	\$773,692 / 26.35%	\$26,252 / 0.89%	0 / 0%	0 / 0%
S	***	0 / 0%	0 / 0%	0 / 0%	0 / 0%	0 / 0%	0 / 0%	0 / 0%
T	\$458,762	\$3,527 / 0.77%	\$557 / 0.12%	\$2,421 / 0.53%	\$264 / 0.06%	\$285 / 0.06%	0 / 0%	0 / 0%
-TC	0	0 / 0%	0 / 0%	0 / 0%	0 / 0%	0 / 0%	0 / 0%	0 / 0%
	\$3,394,820	\$909,186 / 26.78%	\$47,300 / 1.39%	\$61,394 / 1.81%	\$773,956 / 22.80%	\$26,536 / 0.78%	0 / 0%	0 / 0%
765 - UNIVERSITY OF HOUSTON-VICTORIA - COMMODITY PURCHASING UNADJUSTED GOAL IS 21.1%								
-I	0	0 / 0%	0 / 0%	0 / 0%	0 / 0%	0 / 0%	0 / 0%	0 / 0%
N	\$1,097,241	\$32,505 / 2.96%	\$28,337 / 2.58%	\$579 / 0.05%	\$295 / 0.03%	\$3,294 / 0.30%	0 / 0%	0 / 0%
S	***	\$15,896 / 0.96%	0 / 0%	0 / 0%	\$15,896 / 0.96%	0 / 0%	0 / 0%	0 / 0%
T	\$1,109,145	\$398,997 / 35.97%	\$259,937 / 23.44%	\$12,724 / 1.15%	\$111,468 / 10.05%	\$14,868 / 1.34%	0 / 0%	0 / 0%
-TC	0	0 / 0%	0 / 0%	0 / 0%	0 / 0%	0 / 0%	0 / 0%	0 / 0%
	\$2,206,386	\$447,398 / 20.28%	\$288,274 / 13.07%	\$13,303 / 0.60%	\$127,659 / 5.79%	\$18,162 / 0.82%	0 / 0%	0 / 0%

*** DOLLARS REPORTED BUT NOT SHOWN IN THESE COLUMNS. T=TREASURY, N=NON-TREASURY, S=SUBCONTRACTOR FUNDS & PROCUREMENT CARD HUB PURCHASES, TC=TERM CONTRACT, I= INTER GOVERNMENTAL PAYMENTS.



TEXAS HISTORICALLY UNDERUTILIZED BUSINESS (HUB) ANNUAL REPORT RECEIVED FOR FISCAL YEAR 2024

SECTION VII - STATE AGENCY EXPENDITURE DATA

RECORD TYPE	TOTAL EXPENDITURE	TOTAL SPENT WITH HUBS AMOUNT / %	BLACK AMOUNT / %	HISPANIC AMOUNT / %	WOMAN AMOUNT / %	ASIAN PACIFIC AMOUNT / %	NATIVE AMERICAN AMOUNT / %	SERVICE-DISABLED VETERAN AMOUNT / %
765 - UNIVERSITY OF HOUSTON-VICTORIA - Statewide Grand Total Expenditures								
-I	0	0 / 0%	0 / 0%	0 / 0%	0 / 0%	0 / 0%	0 / 0%	0 / 0%
N	\$22,216,955	\$1,013,101 / 4.56%	\$75,079 / 0.34%	\$104,767 / 0.47%	\$803,709 / 3.62%	\$29,546 / 0.13%	0 / 0%	0 / 0%
S	***	\$26,461 / 0.12%	0 / 0%	\$4,230 / 0.02%	\$22,231 / 0.10%	0 / 0%	0 / 0%	0 / 0%
T	\$1,592,026	\$402,524 / 25.28%	\$260,494 / 16.36%	\$15,145 / 0.95%	\$111,732 / 7.02%	\$15,153 / 0.95%	0 / 0%	0 / 0%
-TC	0	0 / 0%	0 / 0%	0 / 0%	0 / 0%	0 / 0%	0 / 0%	0 / 0%
	\$23,808,980	\$1,442,085 / 6.06%	\$335,574 / 1.41%	\$124,142 / 0.52%	\$937,672 / 3.94%	\$44,698 / 0.19%	0 / 0%	0 / 0%

*** DOLLARS REPORTED BUT NOT SHOWN IN THESE COLUMNS. T=TREASURY, N=NON-TREASURY, S=SUBCONTRACTOR FUNDS & PROCUREMENT CARD HUB PURCHASES, TC=TERM CONTRACT, I= INTER GOVERNMENTAL PAYMENTS.



TEXAS HISTORICALLY UNDERUTILIZED BUSINESS (HUB) ANNUAL REPORT RECEIVED FOR FISCAL YEAR 2024

SECTION VII - STATE AGENCY EXPENDITURE DATA

RECORD TYPE	TOTAL EXPENDITURE	TOTAL SPENT WITH HUBS AMOUNT / %	BLACK AMOUNT / %	HISPANIC AMOUNT / %	WOMAN AMOUNT / %	ASIAN PACIFIC AMOUNT / %	NATIVE AMERICAN AMOUNT / %	SERVICE-DISABLED VETERAN AMOUNT / %
768 - TEXAS TECH UNIV SYSTEM - HEAVY CONSTRUCTION UNADJUSTED GOAL IS 11.2%								
-I	0	0 / 0%	0 / 0%	0 / 0%	0 / 0%	0 / 0%	0 / 0%	0 / 0%
N	0	0 / 0%	0 / 0%	0 / 0%	0 / 0%	0 / 0%	0 / 0%	0 / 0%
S	***	0 / 0%	0 / 0%	0 / 0%	0 / 0%	0 / 0%	0 / 0%	0 / 0%
T	0	0 / 0%	0 / 0%	0 / 0%	0 / 0%	0 / 0%	0 / 0%	0 / 0%
-TC	0	0 / 0%	0 / 0%	0 / 0%	0 / 0%	0 / 0%	0 / 0%	0 / 0%
	0	0 / 0%	0 / 0%	0 / 0%	0 / 0%	0 / 0%	0 / 0%	0 / 0%
768 - TEXAS TECH UNIV SYSTEM - BUILDING CONSTRUCTION UNADJUSTED GOAL IS 21.1%								
-I	0	0 / 0%	0 / 0%	0 / 0%	0 / 0%	0 / 0%	0 / 0%	0 / 0%
N	0	0 / 0%	0 / 0%	0 / 0%	0 / 0%	0 / 0%	0 / 0%	0 / 0%
S	***	0 / 0%	0 / 0%	0 / 0%	0 / 0%	0 / 0%	0 / 0%	0 / 0%
T	0	0 / 0%	0 / 0%	0 / 0%	0 / 0%	0 / 0%	0 / 0%	0 / 0%
-TC	0	0 / 0%	0 / 0%	0 / 0%	0 / 0%	0 / 0%	0 / 0%	0 / 0%
	0	0 / 0%	0 / 0%	0 / 0%	0 / 0%	0 / 0%	0 / 0%	0 / 0%
768 - TEXAS TECH UNIV SYSTEM - SPECIAL TRADE UNADJUSTED GOAL IS 32.9%								
-I	0	0 / 0%	0 / 0%	0 / 0%	0 / 0%	0 / 0%	0 / 0%	0 / 0%
N	\$164,470	\$232 / 0.14%	0 / 0%	\$232 / 0.14%	0 / 0%	0 / 0%	0 / 0%	0 / 0%
S	***	0 / 0%	0 / 0%	0 / 0%	0 / 0%	0 / 0%	0 / 0%	0 / 0%
T	0	0 / 0%	0 / 0%	0 / 0%	0 / 0%	0 / 0%	0 / 0%	0 / 0%
-TC	0	0 / 0%	0 / 0%	0 / 0%	0 / 0%	0 / 0%	0 / 0%	0 / 0%
	\$164,470	\$232 / 0.14%	0 / 0%	\$232 / 0.14%	0 / 0%	0 / 0%	0 / 0%	0 / 0%

*** DOLLARS REPORTED BUT NOT SHOWN IN THESE COLUMNS. T=TREASURY, N=NON-TREASURY, S=SUBCONTRACTOR FUNDS & PROCUREMENT CARD HUB PURCHASES, TC=TERM CONTRACT, I= INTER GOVERNMENTAL PAYMENTS.



TEXAS HISTORICALLY UNDERUTILIZED BUSINESS (HUB) ANNUAL REPORT RECEIVED FOR FISCAL YEAR 2024

SECTION VII - STATE AGENCY EXPENDITURE DATA

RECORD TYPE	TOTAL EXPENDITURE	TOTAL SPENT WITH HUBS AMOUNT / %	BLACK AMOUNT / %	HISPANIC AMOUNT / %	WOMAN AMOUNT / %	ASIAN PACIFIC AMOUNT / %	NATIVE AMERICAN AMOUNT / %	SERVICE-DISABLED VETERAN AMOUNT / %
-------------	-------------------	----------------------------------	------------------	---------------------	------------------	--------------------------	----------------------------	-------------------------------------

768 - TEXAS TECH UNIV SYSTEM - PROFESSIONAL SERVICES UNADJUSTED GOAL IS 23.7%

-I	0	0 / 0%	0 / 0%	0 / 0%	0 / 0%	0 / 0%	0 / 0%	0 / 0%
N	\$258,207	0 / 0%	0 / 0%	0 / 0%	0 / 0%	0 / 0%	0 / 0%	0 / 0%
S	***	0 / 0%	0 / 0%	0 / 0%	0 / 0%	0 / 0%	0 / 0%	0 / 0%
T	0	0 / 0%	0 / 0%	0 / 0%	0 / 0%	0 / 0%	0 / 0%	0 / 0%
-TC	0	0 / 0%	0 / 0%	0 / 0%	0 / 0%	0 / 0%	0 / 0%	0 / 0%
	\$258,207	0 / 0%	0 / 0%	0 / 0%	0 / 0%	0 / 0%	0 / 0%	0 / 0%

768 - TEXAS TECH UNIV SYSTEM - OTHER SERVICES UNADJUSTED GOAL IS 26%

-I	0	0 / 0%	0 / 0%	0 / 0%	0 / 0%	0 / 0%	0 / 0%	0 / 0%
N	\$10,207,904	\$637,759 / 6.25%	\$401,427 / 3.93%	\$13,567 / 0.13%	\$61,404 / 0.60%	\$161,361 / 1.58%	0 / 0%	0 / 0%
S	***	0 / 0%	0 / 0%	0 / 0%	0 / 0%	0 / 0%	0 / 0%	0 / 0%
T	0	0 / 0%	0 / 0%	0 / 0%	0 / 0%	0 / 0%	0 / 0%	0 / 0%
-TC	0	0 / 0%	0 / 0%	0 / 0%	0 / 0%	0 / 0%	0 / 0%	0 / 0%
	\$10,207,904	\$637,759 / 6.25%	\$401,427 / 3.93%	\$13,567 / 0.13%	\$61,404 / 0.60%	\$161,361 / 1.58%	0 / 0%	0 / 0%

768 - TEXAS TECH UNIV SYSTEM - COMMODITY PURCHASING UNADJUSTED GOAL IS 21.1%

-I	0	0 / 0%	0 / 0%	0 / 0%	0 / 0%	0 / 0%	0 / 0%	0 / 0%
N	\$1,775,329	\$227,745 / 12.83%	\$120,183 / 6.77%	\$55,770 / 3.14%	\$16,202 / 0.91%	\$35,591 / 2.00%	0 / 0%	0 / 0%
S	***	0 / 0%	0 / 0%	0 / 0%	0 / 0%	0 / 0%	0 / 0%	0 / 0%
T	0	0 / 0%	0 / 0%	0 / 0%	0 / 0%	0 / 0%	0 / 0%	0 / 0%
-TC	0	0 / 0%	0 / 0%	0 / 0%	0 / 0%	0 / 0%	0 / 0%	0 / 0%
	\$1,775,329	\$227,745 / 12.83%	\$120,183 / 6.77%	\$55,770 / 3.14%	\$16,202 / 0.91%	\$35,591 / 2.00%	0 / 0%	0 / 0%

*** DOLLARS REPORTED BUT NOT SHOWN IN THESE COLUMNS. T=TREASURY, N=NON-TREASURY, S=SUBCONTRACTOR FUNDS & PROCUREMENT CARD HUB PURCHASES, TC=TERM CONTRACT, I= INTER GOVERNMENTAL PAYMENTS.



TEXAS HISTORICALLY UNDERUTILIZED BUSINESS (HUB) ANNUAL REPORT RECEIVED FOR FISCAL YEAR 2024

SECTION VII - STATE AGENCY EXPENDITURE DATA

RECORD TYPE	TOTAL EXPENDITURE	TOTAL SPENT WITH HUBS AMOUNT / %	BLACK AMOUNT / %	HISPANIC AMOUNT / %	WOMAN AMOUNT / %	ASIAN PACIFIC AMOUNT / %	NATIVE AMERICAN AMOUNT / %	SERVICE-DISABLED VETERAN AMOUNT / %
768 - TEXAS TECH UNIV SYSTEM - Statewide Grand Total Expenditures								
-I	0	0 / 0%	0 / 0%	0 / 0%	0 / 0%	0 / 0%	0 / 0%	0 / 0%
N	\$12,405,910	\$865,736 / 6.98%	\$521,611 / 4.20%	\$69,569 / 0.56%	\$77,605 / 0.63%	\$196,952 / 1.59%	0 / 0%	0 / 0%
S	***	0 / 0%	0 / 0%	0 / 0%	0 / 0%	0 / 0%	0 / 0%	0 / 0%
T	0	0 / 0%	0 / 0%	0 / 0%	0 / 0%	0 / 0%	0 / 0%	0 / 0%
-TC	0	0 / 0%	0 / 0%	0 / 0%	0 / 0%	0 / 0%	0 / 0%	0 / 0%
	\$12,405,910	\$865,736 / 6.98%	\$521,611 / 4.20%	\$69,569 / 0.56%	\$77,605 / 0.63%	\$196,952 / 1.59%	0 / 0%	0 / 0%

*** DOLLARS REPORTED BUT NOT SHOWN IN THESE COLUMNS. T=TREASURY, N=NON-TREASURY, S=SUBCONTRACTOR FUNDS & PROCUREMENT CARD HUB PURCHASES, TC=TERM CONTRACT, I= INTER GOVERNMENTAL PAYMENTS.



TEXAS HISTORICALLY UNDERUTILIZED BUSINESS (HUB) ANNUAL REPORT RECEIVED FOR FISCAL YEAR 2024

SECTION VII - STATE AGENCY EXPENDITURE DATA

RECORD TYPE	TOTAL EXPENDITURE	TOTAL SPENT WITH HUBS AMOUNT / %	BLACK AMOUNT / %	HISPANIC AMOUNT / %	WOMAN AMOUNT / %	ASIAN PACIFIC AMOUNT / %	NATIVE AMERICAN AMOUNT / %	SERVICE-DISABLED VETERAN AMOUNT / %
769 - UNIVERSITY OF NORTH TEXAS SYSTEM - HEAVY CONSTRUCTION UNADJUSTED GOAL IS 11.2%								
-I	0	0 / 0%	0 / 0%	0 / 0%	0 / 0%	0 / 0%	0 / 0%	0 / 0%
N	0	0 / 0%	0 / 0%	0 / 0%	0 / 0%	0 / 0%	0 / 0%	0 / 0%
S	***	0 / 0%	0 / 0%	0 / 0%	0 / 0%	0 / 0%	0 / 0%	0 / 0%
T	0	0 / 0%	0 / 0%	0 / 0%	0 / 0%	0 / 0%	0 / 0%	0 / 0%
-TC	0	0 / 0%	0 / 0%	0 / 0%	0 / 0%	0 / 0%	0 / 0%	0 / 0%
	0	0 / 0%	0 / 0%	0 / 0%	0 / 0%	0 / 0%	0 / 0%	0 / 0%

769 - UNIVERSITY OF NORTH TEXAS SYSTEM - BUILDING CONSTRUCTION UNADJUSTED GOAL IS 21.1%								
-I	0	0 / 0%	0 / 0%	0 / 0%	0 / 0%	0 / 0%	0 / 0%	0 / 0%
N	\$25,989,804	\$86,877 / 0.33%	\$21,935 / 0.08%	0 / 0%	\$22,393 / 0.09%	\$12,390 / 0.05%	\$30,159 / 0.12%	0 / 0%
S	***	\$1,576,479 / 6.08%	\$331,845 / 1.28%	\$271,681 / 1.05%	\$892,254 / 3.44%	\$80,700 / 0.31%	0 / 0%	0 / 0%
T	0	0 / 0%	0 / 0%	0 / 0%	0 / 0%	0 / 0%	0 / 0%	0 / 0%
-TC	0	0 / 0%	0 / 0%	0 / 0%	0 / 0%	0 / 0%	0 / 0%	0 / 0%
	\$25,989,804	\$1,663,356 / 6.40%	\$353,780 / 1.36%	\$271,681 / 1.05%	\$914,647 / 3.52%	\$93,090 / 0.36%	\$30,159 / 0.12%	0 / 0%

769 - UNIVERSITY OF NORTH TEXAS SYSTEM - SPECIAL TRADE UNADJUSTED GOAL IS 32.9%								
-I	0	0 / 0%	0 / 0%	0 / 0%	0 / 0%	0 / 0%	0 / 0%	0 / 0%
N	\$1,219,276	\$84,727 / 6.95%	\$77,827 / 6.38%	0 / 0%	\$6,900 / 0.57%	0 / 0%	0 / 0%	0 / 0%
S	***	0 / 0%	0 / 0%	0 / 0%	0 / 0%	0 / 0%	0 / 0%	0 / 0%
T	0	0 / 0%	0 / 0%	0 / 0%	0 / 0%	0 / 0%	0 / 0%	0 / 0%
-TC	0	0 / 0%	0 / 0%	0 / 0%	0 / 0%	0 / 0%	0 / 0%	0 / 0%
	\$1,219,276	\$84,727 / 6.95%	\$77,827 / 6.38%	0 / 0%	\$6,900 / 0.57%	0 / 0%	0 / 0%	0 / 0%

*** DOLLARS REPORTED BUT NOT SHOWN IN THESE COLUMNS. T=TREASURY, N=NON-TREASURY, S=SUBCONTRACTOR FUNDS & PROCUREMENT CARD HUB PURCHASES, TC=TERM CONTRACT, I= INTER GOVERNMENTAL PAYMENTS.



TEXAS HISTORICALLY UNDERUTILIZED BUSINESS (HUB) ANNUAL REPORT RECEIVED FOR FISCAL YEAR 2024

SECTION VII - STATE AGENCY EXPENDITURE DATA

RECORD TYPE	TOTAL EXPENDITURE	TOTAL SPENT WITH HUBS AMOUNT / %	BLACK AMOUNT / %	HISPANIC AMOUNT / %	WOMAN AMOUNT / %	ASIAN PACIFIC AMOUNT / %	NATIVE AMERICAN AMOUNT / %	SERVICE-DISABLED VETERAN AMOUNT / %
769 - UNIVERSITY OF NORTH TEXAS SYSTEM - PROFESSIONAL SERVICES UNADJUSTED GOAL IS 23.7%								
-I	0	0 / 0%	0 / 0%	0 / 0%	0 / 0%	0 / 0%	0 / 0%	0 / 0%
N	\$2,239,923	\$190,779 / 8.52%	\$48,039 / 2.14%	0 / 0%	\$142,740 / 6.37%	0 / 0%	0 / 0%	0 / 0%
S	***	0 / 0%	0 / 0%	0 / 0%	0 / 0%	0 / 0%	0 / 0%	0 / 0%
T	0	0 / 0%	0 / 0%	0 / 0%	0 / 0%	0 / 0%	0 / 0%	0 / 0%
-TC	0	0 / 0%	0 / 0%	0 / 0%	0 / 0%	0 / 0%	0 / 0%	0 / 0%
	\$2,239,923	\$190,779 / 8.52%	\$48,039 / 2.14%	0 / 0%	\$142,740 / 6.37%	0 / 0%	0 / 0%	0 / 0%

769 - UNIVERSITY OF NORTH TEXAS SYSTEM - OTHER SERVICES UNADJUSTED GOAL IS 26%								
-I	0	0 / 0%	0 / 0%	0 / 0%	0 / 0%	0 / 0%	0 / 0%	0 / 0%
N	\$10,647,842	\$438,535 / 4.12%	\$48,632 / 0.46%	\$152,601 / 1.43%	\$220,997 / 2.08%	\$16,305 / 0.15%	0 / 0%	0 / 0%
S	***	\$55,079 / 7.43%	\$48,973 / 6.61%	0 / 0%	\$5,027 / 0.68%	\$1,080 / 0.15%	0 / 0%	0 / 0%
T	0	0 / 0%	0 / 0%	0 / 0%	0 / 0%	0 / 0%	0 / 0%	0 / 0%
-TC	0	0 / 0%	0 / 0%	0 / 0%	0 / 0%	0 / 0%	0 / 0%	0 / 0%
	\$10,647,842	\$493,614 / 4.64%	\$97,605 / 0.92%	\$152,601 / 1.43%	\$226,024 / 2.12%	\$17,384 / 0.16%	0 / 0%	0 / 0%

769 - UNIVERSITY OF NORTH TEXAS SYSTEM - COMMODITY PURCHASING UNADJUSTED GOAL IS 21.1%								
-I	0	0 / 0%	0 / 0%	0 / 0%	0 / 0%	0 / 0%	0 / 0%	0 / 0%
N	\$10,938,311	\$3,453,037 / 31.57%	\$1,950,029 / 17.83%	\$43,510 / 0.40%	\$627,848 / 5.74%	\$831,651 / 7.60%	0 / 0%	0 / 0%
S	***	\$47,452 / 14.06%	\$6,336 / 1.88%	\$7,733 / 2.29%	\$33,383 / 9.89%	0 / 0%	0 / 0%	0 / 0%
T	0	0 / 0%	0 / 0%	0 / 0%	0 / 0%	0 / 0%	0 / 0%	0 / 0%
-TC	0	0 / 0%	0 / 0%	0 / 0%	0 / 0%	0 / 0%	0 / 0%	0 / 0%
	\$10,938,311	\$3,500,489 / 32.00%	\$1,956,365 / 17.89%	\$51,243 / 0.47%	\$661,231 / 6.05%	\$831,651 / 7.60%	0 / 0%	0 / 0%

*** DOLLARS REPORTED BUT NOT SHOWN IN THESE COLUMNS. T=TREASURY, N=NON-TREASURY, S=SUBCONTRACTOR FUNDS & PROCUREMENT CARD HUB PURCHASES, TC=TERM CONTRACT, I= INTER GOVERNMENTAL PAYMENTS.



TEXAS HISTORICALLY UNDERUTILIZED BUSINESS (HUB) ANNUAL REPORT RECEIVED FOR FISCAL YEAR 2024

SECTION VII - STATE AGENCY EXPENDITURE DATA

RECORD TYPE	TOTAL EXPENDITURE	TOTAL SPENT WITH HUBS AMOUNT / %	BLACK AMOUNT / %	HISPANIC AMOUNT / %	WOMAN AMOUNT / %	ASIAN PACIFIC AMOUNT / %	NATIVE AMERICAN AMOUNT / %	SERVICE-DISABLED VETERAN AMOUNT / %
769 - UNIVERSITY OF NORTH TEXAS SYSTEM - Statewide Grand Total Expenditures								
-I	0	0 / 0%	0 / 0%	0 / 0%	0 / 0%	0 / 0%	0 / 0%	0 / 0%
N	\$51,035,156	\$4,253,954 / 8.34%	\$2,146,462 / 4.21%	\$196,111 / 0.38%	\$1,020,878 / 2.00%	\$860,345 / 1.69%	\$30,159 / 0.06%	0 / 0%
S	***	\$1,679,011 / 6.22%	\$387,154 / 1.43%	\$279,414 / 1.03%	\$930,664 / 3.45%	\$81,780 / 0.30%	0 / 0%	0 / 0%
T	0	0 / 0%	0 / 0%	0 / 0%	0 / 0%	0 / 0%	0 / 0%	0 / 0%
-TC	0	0 / 0%	0 / 0%	0 / 0%	0 / 0%	0 / 0%	0 / 0%	0 / 0%
	\$51,035,156	\$5,932,966 / 11.63%	\$2,533,616 / 4.96%	\$475,525 / 0.93%	\$1,951,542 / 3.82%	\$942,125 / 1.85%	\$30,159 / 0.06%	0 / 0%

*** DOLLARS REPORTED BUT NOT SHOWN IN THESE COLUMNS. T=TREASURY, N=NON-TREASURY, S=SUBCONTRACTOR FUNDS & PROCUREMENT CARD HUB PURCHASES, TC=TERM CONTRACT, I= INTER GOVERNMENTAL PAYMENTS.



TEXAS HISTORICALLY UNDERUTILIZED BUSINESS (HUB) ANNUAL REPORT RECEIVED FOR FISCAL YEAR 2024

SECTION VII - STATE AGENCY EXPENDITURE DATA

RECORD TYPE	TOTAL EXPENDITURE	TOTAL SPENT WITH HUBS AMOUNT / %	BLACK AMOUNT / %	HISPANIC AMOUNT / %	WOMAN AMOUNT / %	ASIAN PACIFIC AMOUNT / %	NATIVE AMERICAN AMOUNT / %	SERVICE-DISABLED VETERAN AMOUNT / %
770 - TEXAS A&M UNIVERSITY - CENTRAL TEXAS - HEAVY CONSTRUCTION UNADJUSTED GOAL IS 11.2%								
-I	0	0 / 0%	0 / 0%	0 / 0%	0 / 0%	0 / 0%	0 / 0%	0 / 0%
N	0	0 / 0%	0 / 0%	0 / 0%	0 / 0%	0 / 0%	0 / 0%	0 / 0%
S	***	0 / 0%	0 / 0%	0 / 0%	0 / 0%	0 / 0%	0 / 0%	0 / 0%
T	0	0 / 0%	0 / 0%	0 / 0%	0 / 0%	0 / 0%	0 / 0%	0 / 0%
-TC	0	0 / 0%	0 / 0%	0 / 0%	0 / 0%	0 / 0%	0 / 0%	0 / 0%
	0	0 / 0%	0 / 0%	0 / 0%	0 / 0%	0 / 0%	0 / 0%	0 / 0%

770 - TEXAS A&M UNIVERSITY - CENTRAL TEXAS - BUILDING CONSTRUCTION UNADJUSTED GOAL IS 21.1%								
-I	0	0 / 0%	0 / 0%	0 / 0%	0 / 0%	0 / 0%	0 / 0%	0 / 0%
N	\$7,900	0 / 0%	0 / 0%	0 / 0%	0 / 0%	0 / 0%	0 / 0%	0 / 0%
S	***	0 / 0%	0 / 0%	0 / 0%	0 / 0%	0 / 0%	0 / 0%	0 / 0%
T	0	0 / 0%	0 / 0%	0 / 0%	0 / 0%	0 / 0%	0 / 0%	0 / 0%
-TC	0	0 / 0%	0 / 0%	0 / 0%	0 / 0%	0 / 0%	0 / 0%	0 / 0%
	\$7,900	0 / 0%	0 / 0%	0 / 0%	0 / 0%	0 / 0%	0 / 0%	0 / 0%

770 - TEXAS A&M UNIVERSITY - CENTRAL TEXAS - SPECIAL TRADE UNADJUSTED GOAL IS 32.9%								
-I	0	0 / 0%	0 / 0%	0 / 0%	0 / 0%	0 / 0%	0 / 0%	0 / 0%
N	\$1,145,886	\$21,000 / 1.83%	\$21,000 / 1.83%	0 / 0%	0 / 0%	0 / 0%	0 / 0%	0 / 0%
S	***	\$58,263 / 5.08%	\$17,200 / 1.50%	0 / 0%	\$41,063 / 3.58%	0 / 0%	0 / 0%	0 / 0%
T	0	0 / 0%	0 / 0%	0 / 0%	0 / 0%	0 / 0%	0 / 0%	0 / 0%
-TC	0	0 / 0%	0 / 0%	0 / 0%	0 / 0%	0 / 0%	0 / 0%	0 / 0%
	\$1,145,886	\$79,263 / 6.92%	\$38,200 / 3.33%	0 / 0%	\$41,063 / 3.58%	0 / 0%	0 / 0%	0 / 0%

*** DOLLARS REPORTED BUT NOT SHOWN IN THESE COLUMNS. T=TREASURY, N=NON-TREASURY, S=SUBCONTRACTOR FUNDS & PROCUREMENT CARD HUB PURCHASES, TC=TERM CONTRACT, I= INTER GOVERNMENTAL PAYMENTS.



TEXAS HISTORICALLY UNDERUTILIZED BUSINESS (HUB) ANNUAL REPORT RECEIVED FOR FISCAL YEAR 2024

SECTION VII - STATE AGENCY EXPENDITURE DATA

RECORD TYPE	TOTAL EXPENDITURE	TOTAL SPENT WITH HUBS AMOUNT / %	BLACK AMOUNT / %	HISPANIC AMOUNT / %	WOMAN AMOUNT / %	ASIAN PACIFIC AMOUNT / %	NATIVE AMERICAN AMOUNT / %	SERVICE-DISABLED VETERAN AMOUNT / %
770 - TEXAS A&M UNIVERSITY - CENTRAL TEXAS - PROFESSIONAL SERVICES UNADJUSTED GOAL IS 23.7%								
-I	0	0 / 0%	0 / 0%	0 / 0%	0 / 0%	0 / 0%	0 / 0%	0 / 0%
N	\$51,100	0 / 0%	0 / 0%	0 / 0%	0 / 0%	0 / 0%	0 / 0%	0 / 0%
S	***	0 / 0%	0 / 0%	0 / 0%	0 / 0%	0 / 0%	0 / 0%	0 / 0%
T	0	0 / 0%	0 / 0%	0 / 0%	0 / 0%	0 / 0%	0 / 0%	0 / 0%
-TC	0	0 / 0%	0 / 0%	0 / 0%	0 / 0%	0 / 0%	0 / 0%	0 / 0%
	\$51,100	0 / 0%	0 / 0%	0 / 0%	0 / 0%	0 / 0%	0 / 0%	0 / 0%

770 - TEXAS A&M UNIVERSITY - CENTRAL TEXAS - OTHER SERVICES UNADJUSTED GOAL IS 26%								
-I	0	0 / 0%	0 / 0%	0 / 0%	0 / 0%	0 / 0%	0 / 0%	0 / 0%
N	\$3,544,054	\$839,516 / 23.69%	\$10,978 / 0.31%	\$521,380 / 14.71%	\$297,935 / 8.41%	\$9,223 / 0.26%	0 / 0%	0 / 0%
S	***	\$85,804 / 5.81%	\$2,168 / 0.15%	\$5,221 / 0.35%	\$76,613 / 5.19%	\$1,802 / 0.12%	0 / 0%	0 / 0%
T	\$-488,107	-\$448,298 / 91.84%	0 / 0%	-\$448,298 / 91.84%	0 / 0%	0 / 0%	0 / 0%	0 / 0%
-TC	0	0 / 0%	0 / 0%	0 / 0%	0 / 0%	0 / 0%	0 / 0%	0 / 0%
	\$3,055,947	\$477,023 / 15.61%	\$13,147 / 0.43%	\$78,303 / 2.56%	\$374,548 / 12.26%	\$11,025 / 0.36%	0 / 0%	0 / 0%

770 - TEXAS A&M UNIVERSITY - CENTRAL TEXAS - COMMODITY PURCHASING UNADJUSTED GOAL IS 21.1%								
-I	0	0 / 0%	0 / 0%	0 / 0%	0 / 0%	0 / 0%	0 / 0%	0 / 0%
N	\$2,621,710	\$658,164 / 25.10%	\$196,126 / 7.48%	\$47,370 / 1.81%	\$364,857 / 13.92%	\$49,810 / 1.90%	0 / 0%	0 / 0%
S	***	\$133,282 / 11.13%	\$22,244 / 1.86%	\$7,243 / 0.60%	\$92,011 / 7.68%	\$11,784 / 0.98%	0 / 0%	0 / 0%
T	\$-29,203	-\$110 / 0.38%	0 / 0%	0 / 0%	-\$110 / 0.38%	0 / 0%	0 / 0%	0 / 0%
-TC	0	0 / 0%	0 / 0%	0 / 0%	0 / 0%	0 / 0%	0 / 0%	0 / 0%
	\$2,592,507	\$791,336 / 30.52%	\$218,370 / 8.42%	\$54,613 / 2.11%	\$456,758 / 17.62%	\$61,595 / 2.38%	0 / 0%	0 / 0%

*** DOLLARS REPORTED BUT NOT SHOWN IN THESE COLUMNS. T=TREASURY, N=NON-TREASURY, S=SUBCONTRACTOR FUNDS & PROCUREMENT CARD HUB PURCHASES, TC=TERM CONTRACT, I= INTER GOVERNMENTAL PAYMENTS.



TEXAS HISTORICALLY UNDERUTILIZED BUSINESS (HUB) ANNUAL REPORT RECEIVED FOR FISCAL YEAR 2024

SECTION VII - STATE AGENCY EXPENDITURE DATA

RECORD TYPE	TOTAL EXPENDITURE	TOTAL SPENT WITH HUBS AMOUNT / %	BLACK AMOUNT / %	HISPANIC AMOUNT / %	WOMAN AMOUNT / %	ASIAN PACIFIC AMOUNT / %	NATIVE AMERICAN AMOUNT / %	SERVICE-DISABLED VETERAN AMOUNT / %
770 - TEXAS A&M UNIVERSITY - CENTRAL TEXAS - Statewide Grand Total Expenditures								
-I	0	0 / 0%	0 / 0%	0 / 0%	0 / 0%	0 / 0%	0 / 0%	0 / 0%
N	\$7,370,651	\$1,518,680 / 20.60%	\$228,105 / 3.09%	\$568,750 / 7.72%	\$662,792 / 8.99%	\$59,033 / 0.80%	0 / 0%	0 / 0%
S	***	\$277,348 / 7.26%	\$41,612 / 1.09%	\$12,464 / 0.33%	\$209,686 / 5.49%	\$13,586 / 0.36%	0 / 0%	0 / 0%
T	\$-517,310	-\$448,407 / 86.68%	0 / 0%	-\$448,298 / 86.66%	-\$110 / 0.02%	0 / 0%	0 / 0%	0 / 0%
-TC	0	0 / 0%	0 / 0%	0 / 0%	0 / 0%	0 / 0%	0 / 0%	0 / 0%
	\$6,853,341	\$1,347,621 / 19.66%	\$269,717 / 3.94%	\$132,916 / 1.94%	\$872,369 / 12.73%	\$72,619 / 1.06%	0 / 0%	0 / 0%

*** DOLLARS REPORTED BUT NOT SHOWN IN THESE COLUMNS. T=TREASURY, N=NON-TREASURY, S=SUBCONTRACTOR FUNDS & PROCUREMENT CARD HUB PURCHASES, TC=TERM CONTRACT, I= INTER GOVERNMENTAL PAYMENTS.



TEXAS HISTORICALLY UNDERUTILIZED BUSINESS (HUB) ANNUAL REPORT RECEIVED FOR FISCAL YEAR 2024

SECTION VII - STATE AGENCY EXPENDITURE DATA

RECORD TYPE	TOTAL EXPENDITURE	TOTAL SPENT WITH HUBS AMOUNT / %	BLACK AMOUNT / %	HISPANIC AMOUNT / %	WOMAN AMOUNT / %	ASIAN PACIFIC AMOUNT / %	NATIVE AMERICAN AMOUNT / %	SERVICE-DISABLED VETERAN AMOUNT / %
771 - SCHOOL/BLIND AND VISUALLY IMPAIRED - HEAVY CONSTRUCTION UNADJUSTED GOAL IS 11.2%								
-I	0	0 / 0%	0 / 0%	0 / 0%	0 / 0%	0 / 0%	0 / 0%	0 / 0%
N	0	0 / 0%	0 / 0%	0 / 0%	0 / 0%	0 / 0%	0 / 0%	0 / 0%
S	***	0 / 0%	0 / 0%	0 / 0%	0 / 0%	0 / 0%	0 / 0%	0 / 0%
T	0	0 / 0%	0 / 0%	0 / 0%	0 / 0%	0 / 0%	0 / 0%	0 / 0%
-TC	0	0 / 0%	0 / 0%	0 / 0%	0 / 0%	0 / 0%	0 / 0%	0 / 0%
	0	0 / 0%	0 / 0%	0 / 0%	0 / 0%	0 / 0%	0 / 0%	0 / 0%
771 - SCHOOL/BLIND AND VISUALLY IMPAIRED - BUILDING CONSTRUCTION UNADJUSTED GOAL IS 21.1%								
-I	0	0 / 0%	0 / 0%	0 / 0%	0 / 0%	0 / 0%	0 / 0%	0 / 0%
N	0	0 / 0%	0 / 0%	0 / 0%	0 / 0%	0 / 0%	0 / 0%	0 / 0%
S	***	0 / 0%	0 / 0%	0 / 0%	0 / 0%	0 / 0%	0 / 0%	0 / 0%
T	0	0 / 0%	0 / 0%	0 / 0%	0 / 0%	0 / 0%	0 / 0%	0 / 0%
-TC	0	0 / 0%	0 / 0%	0 / 0%	0 / 0%	0 / 0%	0 / 0%	0 / 0%
	0	0 / 0%	0 / 0%	0 / 0%	0 / 0%	0 / 0%	0 / 0%	0 / 0%
771 - SCHOOL/BLIND AND VISUALLY IMPAIRED - SPECIAL TRADE UNADJUSTED GOAL IS 32.9%								
-I	0	0 / 0%	0 / 0%	0 / 0%	0 / 0%	0 / 0%	0 / 0%	0 / 0%
N	0	0 / 0%	0 / 0%	0 / 0%	0 / 0%	0 / 0%	0 / 0%	0 / 0%
S	***	0 / 0%	0 / 0%	0 / 0%	0 / 0%	0 / 0%	0 / 0%	0 / 0%
T	\$169	0 / 0%	0 / 0%	0 / 0%	0 / 0%	0 / 0%	0 / 0%	0 / 0%
-TC	0	0 / 0%	0 / 0%	0 / 0%	0 / 0%	0 / 0%	0 / 0%	0 / 0%
	\$169	0 / 0%	0 / 0%	0 / 0%	0 / 0%	0 / 0%	0 / 0%	0 / 0%

*** DOLLARS REPORTED BUT NOT SHOWN IN THESE COLUMNS. T=TREASURY, N=NON-TREASURY, S=SUBCONTRACTOR FUNDS & PROCUREMENT CARD HUB PURCHASES, TC=TERM CONTRACT, I= INTER GOVERNMENTAL PAYMENTS.



TEXAS HISTORICALLY UNDERUTILIZED BUSINESS (HUB) ANNUAL REPORT RECEIVED FOR FISCAL YEAR 2024

SECTION VII - STATE AGENCY EXPENDITURE DATA

RECORD TYPE	TOTAL EXPENDITURE	TOTAL SPENT WITH HUBS AMOUNT / %	BLACK AMOUNT / %	HISPANIC AMOUNT / %	WOMAN AMOUNT / %	ASIAN PACIFIC AMOUNT / %	NATIVE AMERICAN AMOUNT / %	SERVICE-DISABLED VETERAN AMOUNT / %
771 - SCHOOL/BLIND AND VISUALLY IMPAIRED - PROFESSIONAL SERVICES UNADJUSTED GOAL IS 23.7%								
-I	0	0 / 0%	0 / 0%	0 / 0%	0 / 0%	0 / 0%	0 / 0%	0 / 0%
N	0	0 / 0%	0 / 0%	0 / 0%	0 / 0%	0 / 0%	0 / 0%	0 / 0%
S	***	0 / 0%	0 / 0%	0 / 0%	0 / 0%	0 / 0%	0 / 0%	0 / 0%
T	\$103,362	\$67,750 / 65.55%	0 / 0%	\$67,750 / 65.55%	0 / 0%	0 / 0%	0 / 0%	0 / 0%
-TC	\$232	0 / 0%	0 / 0%	0 / 0%	0 / 0%	0 / 0%	0 / 0%	0 / 0%
	\$103,130	\$67,750 / 65.69%	0 / 0%	\$67,750 / 65.69%	0 / 0%	0 / 0%	0 / 0%	0 / 0%
771 - SCHOOL/BLIND AND VISUALLY IMPAIRED - OTHER SERVICES UNADJUSTED GOAL IS 26%								
-I	0	0 / 0%	0 / 0%	0 / 0%	0 / 0%	0 / 0%	0 / 0%	0 / 0%
N	0	0 / 0%	0 / 0%	0 / 0%	0 / 0%	0 / 0%	0 / 0%	0 / 0%
S	***	0 / 0%	0 / 0%	0 / 0%	0 / 0%	0 / 0%	0 / 0%	0 / 0%
T	\$1,153,200	\$93,070 / 8.07%	0 / 0%	\$4,181 / 0.36%	\$85,509 / 7.41%	\$3,380 / 0.29%	0 / 0%	0 / 0%
-TC	\$17,611	0 / 0%	0 / 0%	0 / 0%	0 / 0%	0 / 0%	0 / 0%	0 / 0%
	\$1,135,590	\$93,070 / 8.20%	0 / 0%	\$4,181 / 0.37%	\$85,509 / 7.53%	\$3,380 / 0.30%	0 / 0%	0 / 0%
771 - SCHOOL/BLIND AND VISUALLY IMPAIRED - COMMODITY PURCHASING UNADJUSTED GOAL IS 21.1%								
-I	0	0 / 0%	0 / 0%	0 / 0%	0 / 0%	0 / 0%	0 / 0%	0 / 0%
N	0	0 / 0%	0 / 0%	0 / 0%	0 / 0%	0 / 0%	0 / 0%	0 / 0%
S	***	0 / 0%	0 / 0%	0 / 0%	0 / 0%	0 / 0%	0 / 0%	0 / 0%
T	\$1,123,026	\$135,156 / 12.03%	0 / 0%	0 / 0%	\$135,156 / 12.03%	0 / 0%	0 / 0%	0 / 0%
-TC	\$3,597	0 / 0%	0 / 0%	0 / 0%	0 / 0%	0 / 0%	0 / 0%	0 / 0%
	\$1,119,429	\$135,156 / 12.07%	0 / 0%	0 / 0%	\$135,156 / 12.07%	0 / 0%	0 / 0%	0 / 0%

*** DOLLARS REPORTED BUT NOT SHOWN IN THESE COLUMNS. T=TREASURY, N=NON-TREASURY, S=SUBCONTRACTOR FUNDS & PROCUREMENT CARD HUB PURCHASES, TC=TERM CONTRACT, I= INTER GOVERNMENTAL PAYMENTS.



TEXAS HISTORICALLY UNDERUTILIZED BUSINESS (HUB) ANNUAL REPORT RECEIVED FOR FISCAL YEAR 2024

SECTION VII - STATE AGENCY EXPENDITURE DATA

RECORD TYPE	TOTAL EXPENDITURE	TOTAL SPENT WITH HUBS AMOUNT / %	BLACK AMOUNT / %	HISPANIC AMOUNT / %	WOMAN AMOUNT / %	ASIAN PACIFIC AMOUNT / %	NATIVE AMERICAN AMOUNT / %	SERVICE-DISABLED VETERAN AMOUNT / %
771 - SCHOOL/BLIND AND VISUALLY IMPAIRED - Statewide Grand Total Expenditures								
-I	0	0 / 0%	0 / 0%	0 / 0%	0 / 0%	0 / 0%	0 / 0%	0 / 0%
N	0	0 / 0%	0 / 0%	0 / 0%	0 / 0%	0 / 0%	0 / 0%	0 / 0%
S	***	0 / 0%	0 / 0%	0 / 0%	0 / 0%	0 / 0%	0 / 0%	0 / 0%
T	\$2,379,757	\$295,976 / 12.44%	0 / 0%	\$71,931 / 3.02%	\$220,665 / 9.27%	\$3,380 / 0.14%	0 / 0%	0 / 0%
-TC	\$21,440	0 / 0%	0 / 0%	0 / 0%	0 / 0%	0 / 0%	0 / 0%	0 / 0%
	\$2,358,317	\$295,976 / 12.55%	0 / 0%	\$71,931 / 3.05%	\$220,665 / 9.36%	\$3,380 / 0.14%	0 / 0%	0 / 0%

*** DOLLARS REPORTED BUT NOT SHOWN IN THESE COLUMNS. T=TREASURY, N=NON-TREASURY, S=SUBCONTRACTOR FUNDS & PROCUREMENT CARD HUB PURCHASES, TC=TERM CONTRACT, I= INTER GOVERNMENTAL PAYMENTS.



TEXAS HISTORICALLY UNDERUTILIZED BUSINESS (HUB) ANNUAL REPORT RECEIVED FOR FISCAL YEAR 2024

SECTION VII - STATE AGENCY EXPENDITURE DATA

RECORD TYPE	TOTAL EXPENDITURE	TOTAL SPENT WITH HUBS AMOUNT / %	BLACK AMOUNT / %	HISPANIC AMOUNT / %	WOMAN AMOUNT / %	ASIAN PACIFIC AMOUNT / %	NATIVE AMERICAN AMOUNT / %	SERVICE-DISABLED VETERAN AMOUNT / %
772 - SCHOOL FOR THE DEAF - HEAVY CONSTRUCTION UNADJUSTED GOAL IS 11.2%								
-I	0	0 / 0%	0 / 0%	0 / 0%	0 / 0%	0 / 0%	0 / 0%	0 / 0%
N	0	0 / 0%	0 / 0%	0 / 0%	0 / 0%	0 / 0%	0 / 0%	0 / 0%
S	***	0 / 0%	0 / 0%	0 / 0%	0 / 0%	0 / 0%	0 / 0%	0 / 0%
T	0	0 / 0%	0 / 0%	0 / 0%	0 / 0%	0 / 0%	0 / 0%	0 / 0%
-TC	0	0 / 0%	0 / 0%	0 / 0%	0 / 0%	0 / 0%	0 / 0%	0 / 0%
	0	0 / 0%	0 / 0%	0 / 0%	0 / 0%	0 / 0%	0 / 0%	0 / 0%

772 - SCHOOL FOR THE DEAF - BUILDING CONSTRUCTION UNADJUSTED GOAL IS 21.1%								
-I	0	0 / 0%	0 / 0%	0 / 0%	0 / 0%	0 / 0%	0 / 0%	0 / 0%
N	0	0 / 0%	0 / 0%	0 / 0%	0 / 0%	0 / 0%	0 / 0%	0 / 0%
S	***	0 / 0%	0 / 0%	0 / 0%	0 / 0%	0 / 0%	0 / 0%	0 / 0%
T	\$16,058	\$3,875 / 24.13%	\$3,875 / 24.13%	0 / 0%	0 / 0%	0 / 0%	0 / 0%	0 / 0%
-TC	0	0 / 0%	0 / 0%	0 / 0%	0 / 0%	0 / 0%	0 / 0%	0 / 0%
	\$16,058	\$3,875 / 24.13%	\$3,875 / 24.13%	0 / 0%	0 / 0%	0 / 0%	0 / 0%	0 / 0%

772 - SCHOOL FOR THE DEAF - SPECIAL TRADE UNADJUSTED GOAL IS 32.9%								
-I	0	0 / 0%	0 / 0%	0 / 0%	0 / 0%	0 / 0%	0 / 0%	0 / 0%
N	0	0 / 0%	0 / 0%	0 / 0%	0 / 0%	0 / 0%	0 / 0%	0 / 0%
S	***	0 / 0%	0 / 0%	0 / 0%	0 / 0%	0 / 0%	0 / 0%	0 / 0%
T	\$5,289	0 / 0%	0 / 0%	0 / 0%	0 / 0%	0 / 0%	0 / 0%	0 / 0%
-TC	0	0 / 0%	0 / 0%	0 / 0%	0 / 0%	0 / 0%	0 / 0%	0 / 0%
	\$5,289	0 / 0%	0 / 0%	0 / 0%	0 / 0%	0 / 0%	0 / 0%	0 / 0%

*** DOLLARS REPORTED BUT NOT SHOWN IN THESE COLUMNS. T=TREASURY, N=NON-TREASURY, S=SUBCONTRACTOR FUNDS & PROCUREMENT CARD HUB PURCHASES, TC=TERM CONTRACT, I= INTER GOVERNMENTAL PAYMENTS.



TEXAS HISTORICALLY UNDERUTILIZED BUSINESS (HUB) ANNUAL REPORT RECEIVED FOR FISCAL YEAR 2024

SECTION VII - STATE AGENCY EXPENDITURE DATA

RECORD TYPE	TOTAL EXPENDITURE	TOTAL SPENT WITH HUBS AMOUNT / %	BLACK AMOUNT / %	HISPANIC AMOUNT / %	WOMAN AMOUNT / %	ASIAN PACIFIC AMOUNT / %	NATIVE AMERICAN AMOUNT / %	SERVICE-DISABLED VETERAN AMOUNT / %
772 - SCHOOL FOR THE DEAF - PROFESSIONAL SERVICES UNADJUSTED GOAL IS 23.7%								
-I	0	0 / 0%	0 / 0%	0 / 0%	0 / 0%	0 / 0%	0 / 0%	0 / 0%
N	0	0 / 0%	0 / 0%	0 / 0%	0 / 0%	0 / 0%	0 / 0%	0 / 0%
S	***	0 / 0%	0 / 0%	0 / 0%	0 / 0%	0 / 0%	0 / 0%	0 / 0%
T	\$37,575	0 / 0%	0 / 0%	0 / 0%	0 / 0%	0 / 0%	0 / 0%	0 / 0%
-TC	0	0 / 0%	0 / 0%	0 / 0%	0 / 0%	0 / 0%	0 / 0%	0 / 0%
	\$37,575	0 / 0%	0 / 0%	0 / 0%	0 / 0%	0 / 0%	0 / 0%	0 / 0%
772 - SCHOOL FOR THE DEAF - OTHER SERVICES UNADJUSTED GOAL IS 26%								
-I	0	0 / 0%	0 / 0%	0 / 0%	0 / 0%	0 / 0%	0 / 0%	0 / 0%
N	0	0 / 0%	0 / 0%	0 / 0%	0 / 0%	0 / 0%	0 / 0%	0 / 0%
S	***	0 / 0%	0 / 0%	0 / 0%	0 / 0%	0 / 0%	0 / 0%	0 / 0%
T	\$2,103,762	\$291,107 / 13.84%	\$87 / 0.00%	\$34,234 / 1.63%	\$256,786 / 12.21%	0 / 0%	0 / 0%	0 / 0%
-TC	\$4,853	0 / 0%	0 / 0%	0 / 0%	0 / 0%	0 / 0%	0 / 0%	0 / 0%
	\$2,098,909	\$291,107 / 13.87%	\$87 / 0.00%	\$34,234 / 1.63%	\$256,786 / 12.23%	0 / 0%	0 / 0%	0 / 0%
772 - SCHOOL FOR THE DEAF - COMMODITY PURCHASING UNADJUSTED GOAL IS 21.1%								
-I	0	0 / 0%	0 / 0%	0 / 0%	0 / 0%	0 / 0%	0 / 0%	0 / 0%
N	0	0 / 0%	0 / 0%	0 / 0%	0 / 0%	0 / 0%	0 / 0%	0 / 0%
S	***	0 / 0%	0 / 0%	0 / 0%	0 / 0%	0 / 0%	0 / 0%	0 / 0%
T	\$3,811,526	\$230,219 / 6.04%	0 / 0%	\$99,210 / 2.60%	\$109,138 / 2.86%	\$21,870 / 0.57%	0 / 0%	0 / 0%
-TC	\$681,419	\$1,807 / 0.27%	0 / 0%	0 / 0%	\$1,807 / 0.27%	0 / 0%	0 / 0%	0 / 0%
	\$3,130,107	\$228,412 / 7.30%	0 / 0%	\$99,210 / 3.17%	\$107,331 / 3.43%	\$21,870 / 0.70%	0 / 0%	0 / 0%

*** DOLLARS REPORTED BUT NOT SHOWN IN THESE COLUMNS. T=TREASURY, N=NON-TREASURY, S=SUBCONTRACTOR FUNDS & PROCUREMENT CARD HUB PURCHASES, TC=TERM CONTRACT, I= INTER GOVERNMENTAL PAYMENTS.



TEXAS HISTORICALLY UNDERUTILIZED BUSINESS (HUB) ANNUAL REPORT RECEIVED FOR FISCAL YEAR 2024

SECTION VII - STATE AGENCY EXPENDITURE DATA

RECORD TYPE	TOTAL EXPENDITURE	TOTAL SPENT WITH HUBS AMOUNT / %	BLACK AMOUNT / %	HISPANIC AMOUNT / %	WOMAN AMOUNT / %	ASIAN PACIFIC AMOUNT / %	NATIVE AMERICAN AMOUNT / %	SERVICE-DISABLED VETERAN AMOUNT / %
772 - SCHOOL FOR THE DEAF - Statewide Grand Total Expenditures								
-I	0	0 / 0%	0 / 0%	0 / 0%	0 / 0%	0 / 0%	0 / 0%	0 / 0%
N	0	0 / 0%	0 / 0%	0 / 0%	0 / 0%	0 / 0%	0 / 0%	0 / 0%
S	***	0 / 0%	0 / 0%	0 / 0%	0 / 0%	0 / 0%	0 / 0%	0 / 0%
T	\$5,974,210	\$525,201 / 8.79%	\$3,962 / 0.07%	\$133,444 / 2.23%	\$365,925 / 6.13%	\$21,870 / 0.37%	0 / 0%	0 / 0%
-TC	\$686,272	\$1,807 / 0.26%	0 / 0%	0 / 0%	\$1,807 / 0.26%	0 / 0%	0 / 0%	0 / 0%
	\$5,287,938	\$523,393 / 9.90%	\$3,962 / 0.07%	\$133,444 / 2.52%	\$364,118 / 6.89%	\$21,870 / 0.41%	0 / 0%	0 / 0%

*** DOLLARS REPORTED BUT NOT SHOWN IN THESE COLUMNS. T=TREASURY, N=NON-TREASURY, S=SUBCONTRACTOR FUNDS & PROCUREMENT CARD HUB PURCHASES, TC=TERM CONTRACT, I= INTER GOVERNMENTAL PAYMENTS.



TEXAS HISTORICALLY UNDERUTILIZED BUSINESS (HUB) ANNUAL REPORT RECEIVED FOR FISCAL YEAR 2024

SECTION VII - STATE AGENCY EXPENDITURE DATA

RECORD TYPE	TOTAL EXPENDITURE	TOTAL SPENT WITH HUBS AMOUNT / %	BLACK AMOUNT / %	HISPANIC AMOUNT / %	WOMAN AMOUNT / %	ASIAN PACIFIC AMOUNT / %	NATIVE AMERICAN AMOUNT / %	SERVICE-DISABLED VETERAN AMOUNT / %
773 - UNIVERSITY OF NORTH TEXAS AT DALLAS - HEAVY CONSTRUCTION UNADJUSTED GOAL IS 11.2%								
-I	0	0 / 0%	0 / 0%	0 / 0%	0 / 0%	0 / 0%	0 / 0%	0 / 0%
N	0	0 / 0%	0 / 0%	0 / 0%	0 / 0%	0 / 0%	0 / 0%	0 / 0%
S	***	0 / 0%	0 / 0%	0 / 0%	0 / 0%	0 / 0%	0 / 0%	0 / 0%
T	0	0 / 0%	0 / 0%	0 / 0%	0 / 0%	0 / 0%	0 / 0%	0 / 0%
-TC	0	0 / 0%	0 / 0%	0 / 0%	0 / 0%	0 / 0%	0 / 0%	0 / 0%
	0	0 / 0%	0 / 0%	0 / 0%	0 / 0%	0 / 0%	0 / 0%	0 / 0%

773 - UNIVERSITY OF NORTH TEXAS AT DALLAS - BUILDING CONSTRUCTION UNADJUSTED GOAL IS 21.1%								
-I	0	0 / 0%	0 / 0%	0 / 0%	0 / 0%	0 / 0%	0 / 0%	0 / 0%
N	\$412,295	\$257,295 / 62.41%	0 / 0%	0 / 0%	\$257,295 / 62.41%	0 / 0%	0 / 0%	0 / 0%
S	***	0 / 0%	0 / 0%	0 / 0%	0 / 0%	0 / 0%	0 / 0%	0 / 0%
T	\$42,258	\$42,258 / 100.00%	0 / 0%	0 / 0%	\$31,879 / 75.44%	0 / 0%	0 / 0%	\$10,379 / 24.56%
-TC	0	0 / 0%	0 / 0%	0 / 0%	0 / 0%	0 / 0%	0 / 0%	0 / 0%
	\$454,553	\$299,553 / 65.90%	0 / 0%	0 / 0%	\$289,174 / 63.62%	0 / 0%	0 / 0%	\$10,379 / 2.28%

773 - UNIVERSITY OF NORTH TEXAS AT DALLAS - SPECIAL TRADE UNADJUSTED GOAL IS 32.9%								
-I	0	0 / 0%	0 / 0%	0 / 0%	0 / 0%	0 / 0%	0 / 0%	0 / 0%
N	\$54,021	\$39,633 / 73.37%	\$7,765 / 14.37%	\$15,270 / 28.27%	\$16,597 / 30.72%	0 / 0%	0 / 0%	0 / 0%
S	***	0 / 0%	0 / 0%	0 / 0%	0 / 0%	0 / 0%	0 / 0%	0 / 0%
T	0	0 / 0%	0 / 0%	0 / 0%	0 / 0%	0 / 0%	0 / 0%	0 / 0%
-TC	0	0 / 0%	0 / 0%	0 / 0%	0 / 0%	0 / 0%	0 / 0%	0 / 0%
	\$54,021	\$39,633 / 73.37%	\$7,765 / 14.37%	\$15,270 / 28.27%	\$16,597 / 30.72%	0 / 0%	0 / 0%	0 / 0%

*** DOLLARS REPORTED BUT NOT SHOWN IN THESE COLUMNS. T=TREASURY, N=NON-TREASURY, S=SUBCONTRACTOR FUNDS & PROCUREMENT CARD HUB PURCHASES, TC=TERM CONTRACT, I= INTER GOVERNMENTAL PAYMENTS.



TEXAS HISTORICALLY UNDERUTILIZED BUSINESS (HUB) ANNUAL REPORT RECEIVED FOR FISCAL YEAR 2024

SECTION VII - STATE AGENCY EXPENDITURE DATA

RECORD TYPE	TOTAL EXPENDITURE	TOTAL SPENT WITH HUBS AMOUNT / %	BLACK AMOUNT / %	HISPANIC AMOUNT / %	WOMAN AMOUNT / %	ASIAN PACIFIC AMOUNT / %	NATIVE AMERICAN AMOUNT / %	SERVICE-DISABLED VETERAN AMOUNT / %
773 - UNIVERSITY OF NORTH TEXAS AT DALLAS - PROFESSIONAL SERVICES UNADJUSTED GOAL IS 23.7%								
-I	0	0 / 0%	0 / 0%	0 / 0%	0 / 0%	0 / 0%	0 / 0%	0 / 0%
N	\$507,977	\$459,580 / 90.47%	0 / 0%	\$37,560 / 7.39%	\$402,529 / 79.24%	0 / 0%	0 / 0%	\$19,491 / 3.84%
S	***	0 / 0%	0 / 0%	0 / 0%	0 / 0%	0 / 0%	0 / 0%	0 / 0%
T	\$73,861	\$30,764 / 41.65%	0 / 0%	\$8,275 / 11.20%	\$13,989 / 18.94%	0 / 0%	0 / 0%	\$8,500 / 11.51%
-TC	0	0 / 0%	0 / 0%	0 / 0%	0 / 0%	0 / 0%	0 / 0%	0 / 0%
	\$581,838	\$490,344 / 84.28%	0 / 0%	\$45,835 / 7.88%	\$416,518 / 71.59%	0 / 0%	0 / 0%	\$27,991 / 4.81%
773 - UNIVERSITY OF NORTH TEXAS AT DALLAS - OTHER SERVICES UNADJUSTED GOAL IS 26%								
-I	0	0 / 0%	0 / 0%	0 / 0%	0 / 0%	0 / 0%	0 / 0%	0 / 0%
N	\$7,416,278	\$414,653 / 5.59%	\$89,298 / 1.20%	\$43,418 / 0.59%	\$242,162 / 3.27%	\$39,776 / 0.54%	0 / 0%	0 / 0%
S	***	\$220,737 / 4.41%	\$26,995 / 0.54%	\$3,676 / 0.07%	\$190,066 / 3.79%	0 / 0%	0 / 0%	0 / 0%
T	\$52,217	\$51,195 / 98.04%	0 / 0%	\$516 / 0.99%	\$50,679 / 97.06%	0 / 0%	0 / 0%	0 / 0%
-TC	0	0 / 0%	0 / 0%	0 / 0%	0 / 0%	0 / 0%	0 / 0%	0 / 0%
	\$7,468,495	\$686,585 / 9.19%	\$116,293 / 1.56%	\$47,610 / 0.64%	\$482,907 / 6.47%	\$39,776 / 0.53%	0 / 0%	0 / 0%
773 - UNIVERSITY OF NORTH TEXAS AT DALLAS - COMMODITY PURCHASING UNADJUSTED GOAL IS 21.1%								
-I	0	0 / 0%	0 / 0%	0 / 0%	0 / 0%	0 / 0%	0 / 0%	0 / 0%
N	\$5,621,609	\$1,695,040 / 30.15%	\$772,669 / 13.74%	\$146,776 / 2.61%	\$618,887 / 11.01%	\$142,128 / 2.53%	0 / 0%	\$14,580 / 0.26%
S	***	\$117,669 / 4.32%	\$97,182 / 3.57%	0 / 0%	\$20,487 / 0.75%	0 / 0%	0 / 0%	0 / 0%
T	\$232,009	\$83,566 / 36.02%	\$31,995 / 13.79%	\$27,530 / 11.87%	\$16,571 / 7.14%	\$7,470 / 3.22%	0 / 0%	0 / 0%
-TC	0	0 / 0%	0 / 0%	0 / 0%	0 / 0%	0 / 0%	0 / 0%	0 / 0%
	\$5,853,618	\$1,896,275 / 32.39%	\$901,847 / 15.41%	\$174,306 / 2.98%	\$655,944 / 11.21%	\$149,598 / 2.56%	0 / 0%	\$14,580 / 0.25%

*** DOLLARS REPORTED BUT NOT SHOWN IN THESE COLUMNS. T=TREASURY, N=NON-TREASURY, S=SUBCONTRACTOR FUNDS & PROCUREMENT CARD HUB PURCHASES, TC=TERM CONTRACT, I= INTER GOVERNMENTAL PAYMENTS.



TEXAS HISTORICALLY UNDERUTILIZED BUSINESS (HUB) ANNUAL REPORT RECEIVED FOR FISCAL YEAR 2024

SECTION VII - STATE AGENCY EXPENDITURE DATA

RECORD TYPE	TOTAL EXPENDITURE	TOTAL SPENT WITH HUBS AMOUNT / %	BLACK AMOUNT / %	HISPANIC AMOUNT / %	WOMAN AMOUNT / %	ASIAN PACIFIC AMOUNT / %	NATIVE AMERICAN AMOUNT / %	SERVICE-DISABLED VETERAN AMOUNT / %
773 - UNIVERSITY OF NORTH TEXAS AT DALLAS - Statewide Grand Total Expenditures								
-I	0	0 / 0%	0 / 0%	0 / 0%	0 / 0%	0 / 0%	0 / 0%	0 / 0%
N	\$14,012,181	\$2,866,201 / 20.46%	\$869,732 / 6.21%	\$243,024 / 1.73%	\$1,537,469 / 10.97%	\$181,905 / 1.30%	0 / 0%	\$34,071 / 0.24%
S	***	\$338,406 / 4.37%	\$124,177 / 1.61%	\$3,676 / 0.05%	\$210,553 / 2.72%	0 / 0%	0 / 0%	0 / 0%
T	\$400,344	\$207,783 / 51.90%	\$31,995 / 7.99%	\$36,322 / 9.07%	\$113,118 / 28.26%	\$7,470 / 1.87%	0 / 0%	\$18,879 / 4.72%
-TC	0	0 / 0%	0 / 0%	0 / 0%	0 / 0%	0 / 0%	0 / 0%	0 / 0%
	\$14,412,525	\$3,412,390 / 23.68%	\$1,025,905 / 7.12%	\$283,021 / 1.96%	\$1,861,140 / 12.91%	\$189,375 / 1.31%	0 / 0%	\$52,950 / 0.37%

*** DOLLARS REPORTED BUT NOT SHOWN IN THESE COLUMNS. T=TREASURY, N=NON-TREASURY, S=SUBCONTRACTOR FUNDS & PROCUREMENT CARD HUB PURCHASES, TC=TERM CONTRACT, I= INTER GOVERNMENTAL PAYMENTS.



TEXAS HISTORICALLY UNDERUTILIZED BUSINESS (HUB) ANNUAL REPORT RECEIVED FOR FISCAL YEAR 2024

SECTION VII - STATE AGENCY EXPENDITURE DATA

RECORD TYPE	TOTAL EXPENDITURE	TOTAL SPENT WITH HUBS AMOUNT / %	BLACK AMOUNT / %	HISPANIC AMOUNT / %	WOMAN AMOUNT / %	ASIAN PACIFIC AMOUNT / %	NATIVE AMERICAN AMOUNT / %	SERVICE-DISABLED VETERAN AMOUNT / %
774 - TEXAS TECH HSC - EL PASO - HEAVY CONSTRUCTION UNADJUSTED GOAL IS 11.2%								
-I	0	0 / 0%	0 / 0%	0 / 0%	0 / 0%	0 / 0%	0 / 0%	0 / 0%
N	\$86,874	\$3,964 / 4.56%	0 / 0%	\$3,964 / 4.56%	0 / 0%	0 / 0%	0 / 0%	0 / 0%
S	***	0 / 0%	0 / 0%	0 / 0%	0 / 0%	0 / 0%	0 / 0%	0 / 0%
T	\$3,934	0 / 0%	0 / 0%	0 / 0%	0 / 0%	0 / 0%	0 / 0%	0 / 0%
-TC	0	0 / 0%	0 / 0%	0 / 0%	0 / 0%	0 / 0%	0 / 0%	0 / 0%
	\$90,808	\$3,964 / 4.37%	0 / 0%	\$3,964 / 4.37%	0 / 0%	0 / 0%	0 / 0%	0 / 0%
774 - TEXAS TECH HSC - EL PASO - BUILDING CONSTRUCTION UNADJUSTED GOAL IS 21.1%								
-I	0	0 / 0%	0 / 0%	0 / 0%	0 / 0%	0 / 0%	0 / 0%	0 / 0%
N	\$5,886,597	\$109,211 / 1.86%	0 / 0%	\$109,211 / 1.86%	0 / 0%	0 / 0%	0 / 0%	0 / 0%
S	***	\$1,261,702 / 20.00%	0 / 0%	\$1,261,702 / 20.00%	0 / 0%	0 / 0%	0 / 0%	0 / 0%
T	\$506,553	0 / 0%	0 / 0%	0 / 0%	0 / 0%	0 / 0%	0 / 0%	0 / 0%
-TC	0	0 / 0%	0 / 0%	0 / 0%	0 / 0%	0 / 0%	0 / 0%	0 / 0%
	\$6,393,151	\$1,370,913 / 21.44%	0 / 0%	\$1,370,913 / 21.44%	0 / 0%	0 / 0%	0 / 0%	0 / 0%
774 - TEXAS TECH HSC - EL PASO - SPECIAL TRADE UNADJUSTED GOAL IS 32.9%								
-I	0	0 / 0%	0 / 0%	0 / 0%	0 / 0%	0 / 0%	0 / 0%	0 / 0%
N	\$3,448,815	\$1,348,507 / 39.10%	0 / 0%	\$1,348,507 / 39.10%	0 / 0%	0 / 0%	0 / 0%	0 / 0%
S	***	\$134,129 / 17.46%	0 / 0%	\$123,896 / 16.13%	0 / 0%	0 / 0%	\$10,233 / 1.33%	0 / 0%
T	\$417,129	\$187,784 / 45.02%	0 / 0%	\$187,784 / 45.02%	0 / 0%	0 / 0%	0 / 0%	0 / 0%
-TC	0	0 / 0%	0 / 0%	0 / 0%	0 / 0%	0 / 0%	0 / 0%	0 / 0%
	\$3,865,944	\$1,670,421 / 43.21%	0 / 0%	\$1,660,187 / 42.94%	0 / 0%	0 / 0%	\$10,233 / 0.26%	0 / 0%

*** DOLLARS REPORTED BUT NOT SHOWN IN THESE COLUMNS. T=TREASURY, N=NON-TREASURY, S=SUBCONTRACTOR FUNDS & PROCUREMENT CARD HUB PURCHASES, TC=TERM CONTRACT, I= INTER GOVERNMENTAL PAYMENTS.



TEXAS HISTORICALLY UNDERUTILIZED BUSINESS (HUB) ANNUAL REPORT RECEIVED FOR FISCAL YEAR 2024

SECTION VII - STATE AGENCY EXPENDITURE DATA

RECORD TYPE	TOTAL EXPENDITURE	TOTAL SPENT WITH HUBS AMOUNT / %	BLACK AMOUNT / %	HISPANIC AMOUNT / %	WOMAN AMOUNT / %	ASIAN PACIFIC AMOUNT / %	NATIVE AMERICAN AMOUNT / %	SERVICE-DISABLED VETERAN AMOUNT / %
774 - TEXAS TECH HSC - EL PASO - PROFESSIONAL SERVICES UNADJUSTED GOAL IS 23.7%								
-I	0	0 / 0%	0 / 0%	0 / 0%	0 / 0%	0 / 0%	0 / 0%	0 / 0%
N	\$13,231,372	\$125,272 / 0.95%	0 / 0%	\$125,272 / 0.95%	0 / 0%	0 / 0%	0 / 0%	0 / 0%
S	***	0 / 0%	0 / 0%	0 / 0%	0 / 0%	0 / 0%	0 / 0%	0 / 0%
T	\$17,575	\$11,508 / 65.48%	0 / 0%	\$11,508 / 65.48%	0 / 0%	0 / 0%	0 / 0%	0 / 0%
-TC	0	0 / 0%	0 / 0%	0 / 0%	0 / 0%	0 / 0%	0 / 0%	0 / 0%
	\$13,248,946	\$136,780 / 1.03%	0 / 0%	\$136,780 / 1.03%	0 / 0%	0 / 0%	0 / 0%	0 / 0%
774 - TEXAS TECH HSC - EL PASO - OTHER SERVICES UNADJUSTED GOAL IS 26%								
-I	0	0 / 0%	0 / 0%	0 / 0%	0 / 0%	0 / 0%	0 / 0%	0 / 0%
N	\$15,275,770	\$1,391,186 / 9.11%	\$231,139 / 1.51%	\$729,847 / 4.78%	\$98,552 / 0.65%	\$331,647 / 2.17%	0 / 0%	0 / 0%
S	***	\$1,038 / 0.49%	0 / 0%	\$934 / 0.44%	\$104 / 0.05%	0 / 0%	0 / 0%	0 / 0%
T	\$2,717,677	\$231,803 / 8.53%	\$48,148 / 1.77%	\$43,353 / 1.60%	\$8,052 / 0.30%	\$132,249 / 4.87%	0 / 0%	0 / 0%
-TC	0	0 / 0%	0 / 0%	0 / 0%	0 / 0%	0 / 0%	0 / 0%	0 / 0%
	\$17,993,446	\$1,624,027 / 9.03%	\$279,287 / 1.55%	\$774,135 / 4.30%	\$106,709 / 0.59%	\$463,897 / 2.58%	0 / 0%	0 / 0%
774 - TEXAS TECH HSC - EL PASO - COMMODITY PURCHASING UNADJUSTED GOAL IS 21.1%								
-I	0	0 / 0%	0 / 0%	0 / 0%	0 / 0%	0 / 0%	0 / 0%	0 / 0%
N	\$25,399,426	\$6,612,277 / 26.03%	\$4,113,928 / 16.20%	\$1,188,763 / 4.68%	\$204,499 / 0.81%	\$1,105,087 / 4.35%	0 / 0%	0 / 0%
S	***	\$250 / 12.94%	0 / 0%	\$250 / 12.94%	0 / 0%	0 / 0%	0 / 0%	0 / 0%
T	\$5,703,278	\$3,124,432 / 54.78%	\$1,303,295 / 22.85%	\$549,968 / 9.64%	\$40,393 / 0.71%	\$1,230,775 / 21.58%	0 / 0%	0 / 0%
-TC	0	0 / 0%	0 / 0%	0 / 0%	0 / 0%	0 / 0%	0 / 0%	0 / 0%
	\$31,102,705	\$9,736,959 / 31.31%	\$5,417,223 / 17.42%	\$1,738,981 / 5.59%	\$244,893 / 0.79%	\$2,335,863 / 7.51%	0 / 0%	0 / 0%

*** DOLLARS REPORTED BUT NOT SHOWN IN THESE COLUMNS. T=TREASURY, N=NON-TREASURY, S=SUBCONTRACTOR FUNDS & PROCUREMENT CARD HUB PURCHASES, TC=TERM CONTRACT, I= INTER GOVERNMENTAL PAYMENTS.



TEXAS HISTORICALLY UNDERUTILIZED BUSINESS (HUB) ANNUAL REPORT RECEIVED FOR FISCAL YEAR 2024

SECTION VII - STATE AGENCY EXPENDITURE DATA

RECORD TYPE	TOTAL EXPENDITURE	TOTAL SPENT WITH HUBS AMOUNT / %	BLACK AMOUNT / %	HISPANIC AMOUNT / %	WOMAN AMOUNT / %	ASIAN PACIFIC AMOUNT / %	NATIVE AMERICAN AMOUNT / %	SERVICE-DISABLED VETERAN AMOUNT / %
774 - TEXAS TECH HSC - EL PASO - Statewide Grand Total Expenditures								
-I	0	0 / 0%	0 / 0%	0 / 0%	0 / 0%	0 / 0%	0 / 0%	0 / 0%
N	\$63,328,855	\$9,590,417 / 15.14%	\$4,345,066 / 6.86%	\$3,505,565 / 5.54%	\$303,052 / 0.48%	\$1,436,735 / 2.27%	0 / 0%	0 / 0%
S	***	\$1,397,119 / 19.16%	0 / 0%	\$1,386,781 / 19.02%	\$104 / 0.00%	0 / 0%	\$10,233 / 0.14%	0 / 0%
T	\$9,366,146	\$3,555,526 / 37.96%	\$1,351,443 / 14.43%	\$792,613 / 8.46%	\$48,445 / 0.52%	\$1,363,025 / 14.55%	0 / 0%	0 / 0%
-TC	0	0 / 0%	0 / 0%	0 / 0%	0 / 0%	0 / 0%	0 / 0%	0 / 0%
	\$72,695,000	\$14,543,062 / 20.01%	\$5,696,510 / 7.84%	\$5,684,959 / 7.82%	\$351,601 / 0.48%	\$2,799,759 / 3.85%	\$10,233 / 0.01%	0 / 0%

*** DOLLARS REPORTED BUT NOT SHOWN IN THESE COLUMNS. T=TREASURY, N=NON-TREASURY, S=SUBCONTRACTOR FUNDS & PROCUREMENT CARD HUB PURCHASES, TC=TERM CONTRACT, I= INTER GOVERNMENTAL PAYMENTS.



TEXAS HISTORICALLY UNDERUTILIZED BUSINESS (HUB) ANNUAL REPORT RECEIVED FOR FISCAL YEAR 2024

SECTION VII - STATE AGENCY EXPENDITURE DATA

RECORD TYPE	TOTAL EXPENDITURE	TOTAL SPENT WITH HUBS AMOUNT / %	BLACK AMOUNT / %	HISPANIC AMOUNT / %	WOMAN AMOUNT / %	ASIAN PACIFIC AMOUNT / %	NATIVE AMERICAN AMOUNT / %	SERVICE-DISABLED VETERAN AMOUNT / %
781 - TX HIGHER EDUCATION COORD BOARD - HEAVY CONSTRUCTION UNADJUSTED GOAL IS 11.2%								
-I	0	0 / 0%	0 / 0%	0 / 0%	0 / 0%	0 / 0%	0 / 0%	0 / 0%
N	0	0 / 0%	0 / 0%	0 / 0%	0 / 0%	0 / 0%	0 / 0%	0 / 0%
S	***	0 / 0%	0 / 0%	0 / 0%	0 / 0%	0 / 0%	0 / 0%	0 / 0%
T	0	0 / 0%	0 / 0%	0 / 0%	0 / 0%	0 / 0%	0 / 0%	0 / 0%
-TC	0	0 / 0%	0 / 0%	0 / 0%	0 / 0%	0 / 0%	0 / 0%	0 / 0%
	0	0 / 0%	0 / 0%	0 / 0%	0 / 0%	0 / 0%	0 / 0%	0 / 0%
781 - TX HIGHER EDUCATION COORD BOARD - BUILDING CONSTRUCTION UNADJUSTED GOAL IS 21.1%								
-I	0	0 / 0%	0 / 0%	0 / 0%	0 / 0%	0 / 0%	0 / 0%	0 / 0%
N	0	0 / 0%	0 / 0%	0 / 0%	0 / 0%	0 / 0%	0 / 0%	0 / 0%
S	***	0 / 0%	0 / 0%	0 / 0%	0 / 0%	0 / 0%	0 / 0%	0 / 0%
T	0	0 / 0%	0 / 0%	0 / 0%	0 / 0%	0 / 0%	0 / 0%	0 / 0%
-TC	0	0 / 0%	0 / 0%	0 / 0%	0 / 0%	0 / 0%	0 / 0%	0 / 0%
	0	0 / 0%	0 / 0%	0 / 0%	0 / 0%	0 / 0%	0 / 0%	0 / 0%
781 - TX HIGHER EDUCATION COORD BOARD - SPECIAL TRADE UNADJUSTED GOAL IS 32.9%								
-I	0	0 / 0%	0 / 0%	0 / 0%	0 / 0%	0 / 0%	0 / 0%	0 / 0%
N	0	0 / 0%	0 / 0%	0 / 0%	0 / 0%	0 / 0%	0 / 0%	0 / 0%
S	***	0 / 0%	0 / 0%	0 / 0%	0 / 0%	0 / 0%	0 / 0%	0 / 0%
T	0	0 / 0%	0 / 0%	0 / 0%	0 / 0%	0 / 0%	0 / 0%	0 / 0%
-TC	0	0 / 0%	0 / 0%	0 / 0%	0 / 0%	0 / 0%	0 / 0%	0 / 0%
	0	0 / 0%	0 / 0%	0 / 0%	0 / 0%	0 / 0%	0 / 0%	0 / 0%

*** DOLLARS REPORTED BUT NOT SHOWN IN THESE COLUMNS. T=TREASURY, N=NON-TREASURY, S=SUBCONTRACTOR FUNDS & PROCUREMENT CARD HUB PURCHASES, TC=TERM CONTRACT, I= INTER GOVERNMENTAL PAYMENTS.



TEXAS HISTORICALLY UNDERUTILIZED BUSINESS (HUB) ANNUAL REPORT RECEIVED FOR FISCAL YEAR 2024

SECTION VII - STATE AGENCY EXPENDITURE DATA

RECORD TYPE	TOTAL EXPENDITURE	TOTAL SPENT WITH HUBS AMOUNT / %	BLACK AMOUNT / %	HISPANIC AMOUNT / %	WOMAN AMOUNT / %	ASIAN PACIFIC AMOUNT / %	NATIVE AMERICAN AMOUNT / %	SERVICE-DISABLED VETERAN AMOUNT / %
781 - TX HIGHER EDUCATION COORD BOARD - PROFESSIONAL SERVICES UNADJUSTED GOAL IS 23.7%								
-I	0	0 / 0%	0 / 0%	0 / 0%	0 / 0%	0 / 0%	0 / 0%	0 / 0%
N	0	0 / 0%	0 / 0%	0 / 0%	0 / 0%	0 / 0%	0 / 0%	0 / 0%
S	***	0 / 0%	0 / 0%	0 / 0%	0 / 0%	0 / 0%	0 / 0%	0 / 0%
T	\$217,285	0 / 0%	0 / 0%	0 / 0%	0 / 0%	0 / 0%	0 / 0%	0 / 0%
-TC	0	0 / 0%	0 / 0%	0 / 0%	0 / 0%	0 / 0%	0 / 0%	0 / 0%
	\$217,285	0 / 0%	0 / 0%	0 / 0%	0 / 0%	0 / 0%	0 / 0%	0 / 0%
781 - TX HIGHER EDUCATION COORD BOARD - OTHER SERVICES UNADJUSTED GOAL IS 26%								
-I	\$4,798,285	0 / 0%	0 / 0%	0 / 0%	0 / 0%	0 / 0%	0 / 0%	0 / 0%
N	0	0 / 0%	0 / 0%	0 / 0%	0 / 0%	0 / 0%	0 / 0%	0 / 0%
S	***	0 / 0%	0 / 0%	0 / 0%	0 / 0%	0 / 0%	0 / 0%	0 / 0%
T	\$24,101,839	\$5,204,252 / 21.59%	0 / 0%	\$385,613 / 1.60%	\$103,016 / 0.43%	\$4,715,624 / 19.57%	0 / 0%	0 / 0%
-TC	\$3,161	0 / 0%	0 / 0%	0 / 0%	0 / 0%	0 / 0%	0 / 0%	0 / 0%
	\$19,300,392	\$5,204,252 / 26.96%	0 / 0%	\$385,613 / 2.00%	\$103,016 / 0.53%	\$4,715,624 / 24.43%	0 / 0%	0 / 0%
781 - TX HIGHER EDUCATION COORD BOARD - COMMODITY PURCHASING UNADJUSTED GOAL IS 21.1%								
-I	0	0 / 0%	0 / 0%	0 / 0%	0 / 0%	0 / 0%	0 / 0%	0 / 0%
N	0	0 / 0%	0 / 0%	0 / 0%	0 / 0%	0 / 0%	0 / 0%	0 / 0%
S	***	0 / 0%	0 / 0%	0 / 0%	0 / 0%	0 / 0%	0 / 0%	0 / 0%
T	\$2,913,393	\$255,195 / 8.76%	\$2,750 / 0.09%	0 / 0%	\$18,848 / 0.65%	\$233,596 / 8.02%	0 / 0%	0 / 0%
-TC	\$2,436	0 / 0%	0 / 0%	0 / 0%	0 / 0%	0 / 0%	0 / 0%	0 / 0%
	\$2,910,957	\$255,195 / 8.77%	\$2,750 / 0.09%	0 / 0%	\$18,848 / 0.65%	\$233,596 / 8.02%	0 / 0%	0 / 0%

*** DOLLARS REPORTED BUT NOT SHOWN IN THESE COLUMNS. T=TREASURY, N=NON-TREASURY, S=SUBCONTRACTOR FUNDS & PROCUREMENT CARD HUB PURCHASES, TC=TERM CONTRACT, I= INTER GOVERNMENTAL PAYMENTS.



TEXAS HISTORICALLY UNDERUTILIZED BUSINESS (HUB) ANNUAL REPORT RECEIVED FOR FISCAL YEAR 2024

SECTION VII - STATE AGENCY EXPENDITURE DATA

RECORD TYPE	TOTAL EXPENDITURE	TOTAL SPENT WITH HUBS AMOUNT / %	BLACK AMOUNT / %	HISPANIC AMOUNT / %	WOMAN AMOUNT / %	ASIAN PACIFIC AMOUNT / %	NATIVE AMERICAN AMOUNT / %	SERVICE-DISABLED VETERAN AMOUNT / %
781 - TX HIGHER EDUCATION COORD BOARD - Statewide Grand Total Expenditures								
-I	\$4,798,285	0 / 0%	0 / 0%	0 / 0%	0 / 0%	0 / 0%	0 / 0%	0 / 0%
N	0	0 / 0%	0 / 0%	0 / 0%	0 / 0%	0 / 0%	0 / 0%	0 / 0%
S	***	0 / 0%	0 / 0%	0 / 0%	0 / 0%	0 / 0%	0 / 0%	0 / 0%
T	\$27,232,517	\$5,459,447 / 20.05%	\$2,750 / 0.01%	\$385,613 / 1.42%	\$121,864 / 0.45%	\$4,949,220 / 18.17%	0 / 0%	0 / 0%
-TC	\$5,597	0 / 0%	0 / 0%	0 / 0%	0 / 0%	0 / 0%	0 / 0%	0 / 0%
	\$22,428,634	\$5,459,447 / 24.34%	\$2,750 / 0.01%	\$385,613 / 1.72%	\$121,864 / 0.54%	\$4,949,220 / 22.07%	0 / 0%	0 / 0%

*** DOLLARS REPORTED BUT NOT SHOWN IN THESE COLUMNS. T=TREASURY, N=NON-TREASURY, S=SUBCONTRACTOR FUNDS & PROCUREMENT CARD HUB PURCHASES, TC=TERM CONTRACT, I= INTER GOVERNMENTAL PAYMENTS.



TEXAS HISTORICALLY UNDERUTILIZED BUSINESS (HUB) ANNUAL REPORT RECEIVED FOR FISCAL YEAR 2024

SECTION VII - STATE AGENCY EXPENDITURE DATA

RECORD TYPE	TOTAL EXPENDITURE	TOTAL SPENT WITH HUBS AMOUNT / %	BLACK AMOUNT / %	HISPANIC AMOUNT / %	WOMAN AMOUNT / %	ASIAN PACIFIC AMOUNT / %	NATIVE AMERICAN AMOUNT / %	SERVICE-DISABLED VETERAN AMOUNT / %
783 - UNIVERSITY OF HOUSTON - SYSTEM - HEAVY CONSTRUCTION UNADJUSTED GOAL IS 11.2%								
-I	0	0 / 0%	0 / 0%	0 / 0%	0 / 0%	0 / 0%	0 / 0%	0 / 0%
N	0	0 / 0%	0 / 0%	0 / 0%	0 / 0%	0 / 0%	0 / 0%	0 / 0%
S	***	0 / 0%	0 / 0%	0 / 0%	0 / 0%	0 / 0%	0 / 0%	0 / 0%
T	0	0 / 0%	0 / 0%	0 / 0%	0 / 0%	0 / 0%	0 / 0%	0 / 0%
-TC	0	0 / 0%	0 / 0%	0 / 0%	0 / 0%	0 / 0%	0 / 0%	0 / 0%
	0	0 / 0%	0 / 0%	0 / 0%	0 / 0%	0 / 0%	0 / 0%	0 / 0%

783 - UNIVERSITY OF HOUSTON - SYSTEM - BUILDING CONSTRUCTION UNADJUSTED GOAL IS 21.1%								
-I	0	0 / 0%	0 / 0%	0 / 0%	0 / 0%	0 / 0%	0 / 0%	0 / 0%
N	\$361,838	0 / 0%	0 / 0%	0 / 0%	0 / 0%	0 / 0%	0 / 0%	0 / 0%
S	***	0 / 0%	0 / 0%	0 / 0%	0 / 0%	0 / 0%	0 / 0%	0 / 0%
T	0	0 / 0%	0 / 0%	0 / 0%	0 / 0%	0 / 0%	0 / 0%	0 / 0%
-TC	0	0 / 0%	0 / 0%	0 / 0%	0 / 0%	0 / 0%	0 / 0%	0 / 0%
	\$361,838	0 / 0%	0 / 0%	0 / 0%	0 / 0%	0 / 0%	0 / 0%	0 / 0%

783 - UNIVERSITY OF HOUSTON - SYSTEM - SPECIAL TRADE UNADJUSTED GOAL IS 32.9%								
-I	0	0 / 0%	0 / 0%	0 / 0%	0 / 0%	0 / 0%	0 / 0%	0 / 0%
N	\$48,385	0 / 0%	0 / 0%	0 / 0%	0 / 0%	0 / 0%	0 / 0%	0 / 0%
S	***	0 / 0%	0 / 0%	0 / 0%	0 / 0%	0 / 0%	0 / 0%	0 / 0%
T	0	0 / 0%	0 / 0%	0 / 0%	0 / 0%	0 / 0%	0 / 0%	0 / 0%
-TC	0	0 / 0%	0 / 0%	0 / 0%	0 / 0%	0 / 0%	0 / 0%	0 / 0%
	\$48,385	0 / 0%	0 / 0%	0 / 0%	0 / 0%	0 / 0%	0 / 0%	0 / 0%

*** DOLLARS REPORTED BUT NOT SHOWN IN THESE COLUMNS. T=TREASURY, N=NON-TREASURY, S=SUBCONTRACTOR FUNDS & PROCUREMENT CARD HUB PURCHASES, TC=TERM CONTRACT, I= INTER GOVERNMENTAL PAYMENTS.



TEXAS HISTORICALLY UNDERUTILIZED BUSINESS (HUB) ANNUAL REPORT RECEIVED FOR FISCAL YEAR 2024

SECTION VII - STATE AGENCY EXPENDITURE DATA

RECORD TYPE	TOTAL EXPENDITURE	TOTAL SPENT WITH HUBS AMOUNT / %	BLACK AMOUNT / %	HISPANIC AMOUNT / %	WOMAN AMOUNT / %	ASIAN PACIFIC AMOUNT / %	NATIVE AMERICAN AMOUNT / %	SERVICE-DISABLED VETERAN AMOUNT / %
783 - UNIVERSITY OF HOUSTON - SYSTEM - PROFESSIONAL SERVICES UNADJUSTED GOAL IS 23.7%								
-I	0	0 / 0%	0 / 0%	0 / 0%	0 / 0%	0 / 0%	0 / 0%	0 / 0%
N	0	0 / 0%	0 / 0%	0 / 0%	0 / 0%	0 / 0%	0 / 0%	0 / 0%
S	***	0 / 0%	0 / 0%	0 / 0%	0 / 0%	0 / 0%	0 / 0%	0 / 0%
T	0	0 / 0%	0 / 0%	0 / 0%	0 / 0%	0 / 0%	0 / 0%	0 / 0%
-TC	0	0 / 0%	0 / 0%	0 / 0%	0 / 0%	0 / 0%	0 / 0%	0 / 0%
	0	0 / 0%	0 / 0%	0 / 0%	0 / 0%	0 / 0%	0 / 0%	0 / 0%

783 - UNIVERSITY OF HOUSTON - SYSTEM - OTHER SERVICES UNADJUSTED GOAL IS 26%								
-I	0	0 / 0%	0 / 0%	0 / 0%	0 / 0%	0 / 0%	0 / 0%	0 / 0%
N	\$1,178,899	\$30,152 / 2.56%	0 / 0%	\$10,529 / 0.89%	\$14,738 / 1.25%	\$586 / 0.05%	0 / 0%	\$4,300 / 0.36%
S	***	0 / 0%	0 / 0%	0 / 0%	0 / 0%	0 / 0%	0 / 0%	0 / 0%
T	\$6,220	\$55 / 0.88%	0 / 0%	\$55 / 0.88%	0 / 0%	0 / 0%	0 / 0%	0 / 0%
-TC	0	0 / 0%	0 / 0%	0 / 0%	0 / 0%	0 / 0%	0 / 0%	0 / 0%
	\$1,185,119	\$30,207 / 2.55%	0 / 0%	\$10,584 / 0.89%	\$14,738 / 1.24%	\$586 / 0.05%	0 / 0%	\$4,300 / 0.36%

783 - UNIVERSITY OF HOUSTON - SYSTEM - COMMODITY PURCHASING UNADJUSTED GOAL IS 21.1%								
-I	0	0 / 0%	0 / 0%	0 / 0%	0 / 0%	0 / 0%	0 / 0%	0 / 0%
N	\$660,001	\$94,900 / 14.38%	0 / 0%	\$42,519 / 6.44%	\$52,380 / 7.94%	0 / 0%	0 / 0%	0 / 0%
S	***	\$5,423 / 2.03%	0 / 0%	\$5,423 / 2.03%	0 / 0%	0 / 0%	0 / 0%	0 / 0%
T	\$16,749	\$4,077 / 24.34%	0 / 0%	\$1,580 / 9.43%	\$2,497 / 14.91%	0 / 0%	0 / 0%	0 / 0%
-TC	0	0 / 0%	0 / 0%	0 / 0%	0 / 0%	0 / 0%	0 / 0%	0 / 0%
	\$676,750	\$104,400 / 15.43%	0 / 0%	\$49,522 / 7.32%	\$54,878 / 8.11%	0 / 0%	0 / 0%	0 / 0%

*** DOLLARS REPORTED BUT NOT SHOWN IN THESE COLUMNS. T=TREASURY, N=NON-TREASURY, S=SUBCONTRACTOR FUNDS & PROCUREMENT CARD HUB PURCHASES, TC=TERM CONTRACT, I= INTER GOVERNMENTAL PAYMENTS.



TEXAS HISTORICALLY UNDERUTILIZED BUSINESS (HUB) ANNUAL REPORT RECEIVED FOR FISCAL YEAR 2024

SECTION VII - STATE AGENCY EXPENDITURE DATA

RECORD TYPE	TOTAL EXPENDITURE	TOTAL SPENT WITH HUBS AMOUNT / %	BLACK AMOUNT / %	HISPANIC AMOUNT / %	WOMAN AMOUNT / %	ASIAN PACIFIC AMOUNT / %	NATIVE AMERICAN AMOUNT / %	SERVICE-DISABLED VETERAN AMOUNT / %
783 - UNIVERSITY OF HOUSTON - SYSTEM - Statewide Grand Total Expenditures								
-I	0	0 / 0%	0 / 0%	0 / 0%	0 / 0%	0 / 0%	0 / 0%	0 / 0%
N	\$2,249,123	\$125,052 / 5.56%	0 / 0%	\$53,048 / 2.36%	\$67,118 / 2.98%	\$586 / 0.03%	0 / 0%	\$4,300 / 0.19%
S	***	\$5,423 / 2.03%	0 / 0%	\$5,423 / 2.03%	0 / 0%	0 / 0%	0 / 0%	0 / 0%
T	\$22,969	\$4,132 / 17.99%	0 / 0%	\$1,635 / 7.12%	\$2,497 / 10.87%	0 / 0%	0 / 0%	0 / 0%
-TC	0	0 / 0%	0 / 0%	0 / 0%	0 / 0%	0 / 0%	0 / 0%	0 / 0%
	\$2,272,092	\$134,607 / 5.92%	0 / 0%	\$60,106 / 2.65%	\$69,615 / 3.06%	\$586 / 0.03%	0 / 0%	\$4,300 / 0.19%

*** DOLLARS REPORTED BUT NOT SHOWN IN THESE COLUMNS. T=TREASURY, N=NON-TREASURY, S=SUBCONTRACTOR FUNDS & PROCUREMENT CARD HUB PURCHASES, TC=TERM CONTRACT, I= INTER GOVERNMENTAL PAYMENTS.



TEXAS HISTORICALLY UNDERUTILIZED BUSINESS (HUB) ANNUAL REPORT RECEIVED FOR FISCAL YEAR 2024

SECTION VII - STATE AGENCY EXPENDITURE DATA

RECORD TYPE	TOTAL EXPENDITURE	TOTAL SPENT WITH HUBS AMOUNT / %	BLACK AMOUNT / %	HISPANIC AMOUNT / %	WOMAN AMOUNT / %	ASIAN PACIFIC AMOUNT / %	NATIVE AMERICAN AMOUNT / %	SERVICE-DISABLED VETERAN AMOUNT / %
-------------	-------------------	----------------------------------	------------------	---------------------	------------------	--------------------------	----------------------------	-------------------------------------

784 - UNIVERSITY OF HOUSTON - DOWNTOWN - HEAVY CONSTRUCTION UNADJUSTED GOAL IS 11.2%

-I	0	0 / 0%	0 / 0%	0 / 0%	0 / 0%	0 / 0%	0 / 0%	0 / 0%
N	0	0 / 0%	0 / 0%	0 / 0%	0 / 0%	0 / 0%	0 / 0%	0 / 0%
S	***	0 / 0%	0 / 0%	0 / 0%	0 / 0%	0 / 0%	0 / 0%	0 / 0%
T	0	0 / 0%	0 / 0%	0 / 0%	0 / 0%	0 / 0%	0 / 0%	0 / 0%
-TC	0	0 / 0%	0 / 0%	0 / 0%	0 / 0%	0 / 0%	0 / 0%	0 / 0%
	0	0 / 0%	0 / 0%	0 / 0%	0 / 0%	0 / 0%	0 / 0%	0 / 0%

784 - UNIVERSITY OF HOUSTON - DOWNTOWN - BUILDING CONSTRUCTION UNADJUSTED GOAL IS 21.1%

-I	0	0 / 0%	0 / 0%	0 / 0%	0 / 0%	0 / 0%	0 / 0%	0 / 0%
N	\$321,269	\$26,600 / 8.28%	0 / 0%	0 / 0%	0 / 0%	\$26,600 / 8.28%	0 / 0%	0 / 0%
S	***	0 / 0%	0 / 0%	0 / 0%	0 / 0%	0 / 0%	0 / 0%	0 / 0%
T	\$83,750	\$26,600 / 31.76%	0 / 0%	0 / 0%	0 / 0%	\$26,600 / 31.76%	0 / 0%	0 / 0%
-TC	0	0 / 0%	0 / 0%	0 / 0%	0 / 0%	0 / 0%	0 / 0%	0 / 0%
	\$405,019	\$53,200 / 13.14%	0 / 0%	0 / 0%	0 / 0%	\$53,200 / 13.14%	0 / 0%	0 / 0%

784 - UNIVERSITY OF HOUSTON - DOWNTOWN - SPECIAL TRADE UNADJUSTED GOAL IS 32.9%

-I	0	0 / 0%	0 / 0%	0 / 0%	0 / 0%	0 / 0%	0 / 0%	0 / 0%
N	\$4,239,246	\$1,951,974 / 46.05%	0 / 0%	\$186,098 / 4.39%	\$1,765,876 / 41.66%	0 / 0%	0 / 0%	0 / 0%
S	***	0 / 0%	0 / 0%	0 / 0%	0 / 0%	0 / 0%	0 / 0%	0 / 0%
T	\$1,185,307	\$431,519 / 36.41%	0 / 0%	\$164,379 / 13.87%	\$267,140 / 22.54%	0 / 0%	0 / 0%	0 / 0%
-TC	0	0 / 0%	0 / 0%	0 / 0%	0 / 0%	0 / 0%	0 / 0%	0 / 0%
	\$5,424,553	\$2,383,493 / 43.94%	0 / 0%	\$350,477 / 6.46%	\$2,033,016 / 37.48%	0 / 0%	0 / 0%	0 / 0%

*** DOLLARS REPORTED BUT NOT SHOWN IN THESE COLUMNS. T=TREASURY, N=NON-TREASURY, S=SUBCONTRACTOR FUNDS & PROCUREMENT CARD HUB PURCHASES, TC=TERM CONTRACT, I= INTER GOVERNMENTAL PAYMENTS.



TEXAS HISTORICALLY UNDERUTILIZED BUSINESS (HUB) ANNUAL REPORT RECEIVED FOR FISCAL YEAR 2024

SECTION VII - STATE AGENCY EXPENDITURE DATA

RECORD TYPE	TOTAL EXPENDITURE	TOTAL SPENT WITH HUBS AMOUNT / %	BLACK AMOUNT / %	HISPANIC AMOUNT / %	WOMAN AMOUNT / %	ASIAN PACIFIC AMOUNT / %	NATIVE AMERICAN AMOUNT / %	SERVICE-DISABLED VETERAN AMOUNT / %
784 - UNIVERSITY OF HOUSTON - DOWNTOWN - PROFESSIONAL SERVICES UNADJUSTED GOAL IS 23.7%								
-I	0	0 / 0%	0 / 0%	0 / 0%	0 / 0%	0 / 0%	0 / 0%	0 / 0%
N	\$131,398	\$17,378 / 13.23%	0 / 0%	0 / 0%	\$17,378 / 13.23%	0 / 0%	0 / 0%	0 / 0%
S	***	0 / 0%	0 / 0%	0 / 0%	0 / 0%	0 / 0%	0 / 0%	0 / 0%
T	0	0 / 0%	0 / 0%	0 / 0%	0 / 0%	0 / 0%	0 / 0%	0 / 0%
-TC	0	0 / 0%	0 / 0%	0 / 0%	0 / 0%	0 / 0%	0 / 0%	0 / 0%
	\$131,398	\$17,378 / 13.23%	0 / 0%	0 / 0%	\$17,378 / 13.23%	0 / 0%	0 / 0%	0 / 0%
784 - UNIVERSITY OF HOUSTON - DOWNTOWN - OTHER SERVICES UNADJUSTED GOAL IS 26%								
-I	0	0 / 0%	0 / 0%	0 / 0%	0 / 0%	0 / 0%	0 / 0%	0 / 0%
N	\$9,964,258	\$716,080 / 7.19%	\$48,097 / 0.48%	\$165,718 / 1.66%	\$397,274 / 3.99%	\$104,992 / 1.05%	0 / 0%	0 / 0%
S	***	0 / 0%	0 / 0%	0 / 0%	0 / 0%	0 / 0%	0 / 0%	0 / 0%
T	\$123,892	\$44,568 / 35.97%	0 / 0%	\$9,230 / 7.45%	\$35,338 / 28.52%	0 / 0%	0 / 0%	0 / 0%
-TC	0	0 / 0%	0 / 0%	0 / 0%	0 / 0%	0 / 0%	0 / 0%	0 / 0%
	\$10,088,149	\$760,648 / 7.54%	\$48,097 / 0.48%	\$174,948 / 1.73%	\$432,612 / 4.29%	\$104,992 / 1.04%	0 / 0%	0 / 0%
784 - UNIVERSITY OF HOUSTON - DOWNTOWN - COMMODITY PURCHASING UNADJUSTED GOAL IS 21.1%								
-I	0	0 / 0%	0 / 0%	0 / 0%	0 / 0%	0 / 0%	0 / 0%	0 / 0%
N	\$11,354,727	\$5,161,708 / 45.46%	\$1,104,434 / 9.73%	\$1,365,851 / 12.03%	\$1,749,896 / 15.41%	\$941,527 / 8.29%	0 / 0%	0 / 0%
S	***	\$340,007 / 8.93%	0 / 0%	\$289,458 / 7.61%	\$50,550 / 1.33%	0 / 0%	0 / 0%	0 / 0%
T	\$3,783,639	\$2,583,085 / 68.27%	\$614,063 / 16.23%	\$844,495 / 22.32%	\$884,346 / 23.37%	\$240,182 / 6.35%	0 / 0%	0 / 0%
-TC	0	0 / 0%	0 / 0%	0 / 0%	0 / 0%	0 / 0%	0 / 0%	0 / 0%
	\$15,138,366	\$8,084,800 / 53.41%	\$1,718,497 / 11.35%	\$2,499,803 / 16.51%	\$2,684,791 / 17.74%	\$1,181,709 / 7.81%	0 / 0%	0 / 0%

*** DOLLARS REPORTED BUT NOT SHOWN IN THESE COLUMNS. T=TREASURY, N=NON-TREASURY, S=SUBCONTRACTOR FUNDS & PROCUREMENT CARD HUB PURCHASES, TC=TERM CONTRACT, I= INTER GOVERNMENTAL PAYMENTS.



TEXAS HISTORICALLY UNDERUTILIZED BUSINESS (HUB) ANNUAL REPORT RECEIVED FOR FISCAL YEAR 2024

SECTION VII - STATE AGENCY EXPENDITURE DATA

RECORD TYPE	TOTAL EXPENDITURE	TOTAL SPENT WITH HUBS AMOUNT / %	BLACK AMOUNT / %	HISPANIC AMOUNT / %	WOMAN AMOUNT / %	ASIAN PACIFIC AMOUNT / %	NATIVE AMERICAN AMOUNT / %	SERVICE-DISABLED VETERAN AMOUNT / %
784 - UNIVERSITY OF HOUSTON - DOWNTOWN - Statewide Grand Total Expenditures								
-I	0	0 / 0%	0 / 0%	0 / 0%	0 / 0%	0 / 0%	0 / 0%	0 / 0%
N	\$26,010,897	\$7,873,740 / 30.27%	\$1,152,530 / 4.43%	\$1,717,667 / 6.60%	\$3,930,424 / 15.11%	\$1,073,119 / 4.13%	0 / 0%	0 / 0%
S	***	\$340,007 / 8.93%	0 / 0%	\$289,458 / 7.61%	\$50,550 / 1.33%	0 / 0%	0 / 0%	0 / 0%
T	\$5,176,587	\$3,085,772 / 59.61%	\$614,063 / 11.86%	\$1,018,103 / 19.67%	\$1,186,823 / 22.93%	\$266,782 / 5.15%	0 / 0%	0 / 0%
-TC	0	0 / 0%	0 / 0%	0 / 0%	0 / 0%	0 / 0%	0 / 0%	0 / 0%
	\$31,187,485	\$11,299,519 / 36.23%	\$1,766,594 / 5.66%	\$3,025,228 / 9.70%	\$5,167,797 / 16.57%	\$1,339,901 / 4.30%	0 / 0%	0 / 0%

*** DOLLARS REPORTED BUT NOT SHOWN IN THESE COLUMNS. T=TREASURY, N=NON-TREASURY, S=SUBCONTRACTOR FUNDS & PROCUREMENT CARD HUB PURCHASES, TC=TERM CONTRACT, I= INTER GOVERNMENTAL PAYMENTS.



TEXAS HISTORICALLY UNDERUTILIZED BUSINESS (HUB) ANNUAL REPORT RECEIVED FOR FISCAL YEAR 2024

SECTION VII - STATE AGENCY EXPENDITURE DATA

RECORD TYPE	TOTAL EXPENDITURE	TOTAL SPENT WITH HUBS AMOUNT / %	BLACK AMOUNT / %	HISPANIC AMOUNT / %	WOMAN AMOUNT / %	ASIAN PACIFIC AMOUNT / %	NATIVE AMERICAN AMOUNT / %	SERVICE-DISABLED VETERAN AMOUNT / %
785 - UNIV OF TEXAS HEALTH CENTER AT TYLER - HEAVY CONSTRUCTION UNADJUSTED GOAL IS 11.2%								
-I	0	0 / 0%	0 / 0%	0 / 0%	0 / 0%	0 / 0%	0 / 0%	0 / 0%
N	0	0 / 0%	0 / 0%	0 / 0%	0 / 0%	0 / 0%	0 / 0%	0 / 0%
S	***	0 / 0%	0 / 0%	0 / 0%	0 / 0%	0 / 0%	0 / 0%	0 / 0%
T	0	0 / 0%	0 / 0%	0 / 0%	0 / 0%	0 / 0%	0 / 0%	0 / 0%
-TC	0	0 / 0%	0 / 0%	0 / 0%	0 / 0%	0 / 0%	0 / 0%	0 / 0%
	0	0 / 0%	0 / 0%	0 / 0%	0 / 0%	0 / 0%	0 / 0%	0 / 0%

785 - UNIV OF TEXAS HEALTH CENTER AT TYLER - BUILDING CONSTRUCTION UNADJUSTED GOAL IS 21.1%								
-I	0	0 / 0%	0 / 0%	0 / 0%	0 / 0%	0 / 0%	0 / 0%	0 / 0%
N	0	0 / 0%	0 / 0%	0 / 0%	0 / 0%	0 / 0%	0 / 0%	0 / 0%
S	***	0 / 0%	0 / 0%	0 / 0%	0 / 0%	0 / 0%	0 / 0%	0 / 0%
T	0	0 / 0%	0 / 0%	0 / 0%	0 / 0%	0 / 0%	0 / 0%	0 / 0%
-TC	0	0 / 0%	0 / 0%	0 / 0%	0 / 0%	0 / 0%	0 / 0%	0 / 0%
	0	0 / 0%	0 / 0%	0 / 0%	0 / 0%	0 / 0%	0 / 0%	0 / 0%

785 - UNIV OF TEXAS HEALTH CENTER AT TYLER - SPECIAL TRADE UNADJUSTED GOAL IS 32.9%								
-I	0	0 / 0%	0 / 0%	0 / 0%	0 / 0%	0 / 0%	0 / 0%	0 / 0%
N	\$4,848,216	\$11,059 / 0.23%	0 / 0%	\$3,000 / 0.06%	\$8,059 / 0.17%	0 / 0%	0 / 0%	0 / 0%
S	***	0 / 0%	0 / 0%	0 / 0%	0 / 0%	0 / 0%	0 / 0%	0 / 0%
T	0	0 / 0%	0 / 0%	0 / 0%	0 / 0%	0 / 0%	0 / 0%	0 / 0%
-TC	0	0 / 0%	0 / 0%	0 / 0%	0 / 0%	0 / 0%	0 / 0%	0 / 0%
	\$4,848,216	\$11,059 / 0.23%	0 / 0%	\$3,000 / 0.06%	\$8,059 / 0.17%	0 / 0%	0 / 0%	0 / 0%

*** DOLLARS REPORTED BUT NOT SHOWN IN THESE COLUMNS. T=TREASURY, N=NON-TREASURY, S=SUBCONTRACTOR FUNDS & PROCUREMENT CARD HUB PURCHASES, TC=TERM CONTRACT, I= INTER GOVERNMENTAL PAYMENTS.



TEXAS HISTORICALLY UNDERUTILIZED BUSINESS (HUB) ANNUAL REPORT RECEIVED FOR FISCAL YEAR 2024

SECTION VII - STATE AGENCY EXPENDITURE DATA

RECORD TYPE	TOTAL EXPENDITURE	TOTAL SPENT WITH HUBS AMOUNT / %	BLACK AMOUNT / %	HISPANIC AMOUNT / %	WOMAN AMOUNT / %	ASIAN PACIFIC AMOUNT / %	NATIVE AMERICAN AMOUNT / %	SERVICE-DISABLED VETERAN AMOUNT / %
785 - UNIV OF TEXAS HEALTH CENTER AT TYLER - PROFESSIONAL SERVICES UNADJUSTED GOAL IS 23.7%								
-I	0	0 / 0%	0 / 0%	0 / 0%	0 / 0%	0 / 0%	0 / 0%	0 / 0%
N	\$3,198,184	\$428,646 / 13.40%	\$107,476 / 3.36%	\$650 / 0.02%	\$295,821 / 9.25%	\$47 / 0.00%	0 / 0%	\$24,652 / 0.77%
S	***	0 / 0%	0 / 0%	0 / 0%	0 / 0%	0 / 0%	0 / 0%	0 / 0%
T	0	0 / 0%	0 / 0%	0 / 0%	0 / 0%	0 / 0%	0 / 0%	0 / 0%
-TC	\$1,575	0 / 0%	0 / 0%	0 / 0%	0 / 0%	0 / 0%	0 / 0%	0 / 0%
	\$3,196,609	\$428,646 / 13.41%	\$107,476 / 3.36%	\$650 / 0.02%	\$295,821 / 9.25%	\$47 / 0.00%	0 / 0%	\$24,652 / 0.77%

785 - UNIV OF TEXAS HEALTH CENTER AT TYLER - OTHER SERVICES UNADJUSTED GOAL IS 26%								
-I	0	0 / 0%	0 / 0%	0 / 0%	0 / 0%	0 / 0%	0 / 0%	0 / 0%
N	\$10,172,454	\$862,955 / 8.48%	\$172,657 / 1.70%	\$114,576 / 1.13%	\$462,935 / 4.55%	\$112,787 / 1.11%	0 / 0%	0 / 0%
S	***	0 / 0%	0 / 0%	0 / 0%	0 / 0%	0 / 0%	0 / 0%	0 / 0%
T	0	0 / 0%	0 / 0%	0 / 0%	0 / 0%	0 / 0%	0 / 0%	0 / 0%
-TC	\$75,891	0 / 0%	0 / 0%	0 / 0%	0 / 0%	0 / 0%	0 / 0%	0 / 0%
	\$10,096,563	\$862,955 / 8.55%	\$172,657 / 1.71%	\$114,576 / 1.13%	\$462,935 / 4.59%	\$112,787 / 1.12%	0 / 0%	0 / 0%

785 - UNIV OF TEXAS HEALTH CENTER AT TYLER - COMMODITY PURCHASING UNADJUSTED GOAL IS 21.1%								
-I	0	0 / 0%	0 / 0%	0 / 0%	0 / 0%	0 / 0%	0 / 0%	0 / 0%
N	\$19,711,417	\$4,741,153 / 24.05%	\$124,256 / 0.63%	\$2,102,052 / 10.66%	\$418,568 / 2.12%	\$2,096,277 / 10.63%	0 / 0%	0 / 0%
S	***	0 / 0%	0 / 0%	0 / 0%	0 / 0%	0 / 0%	0 / 0%	0 / 0%
T	0	0 / 0%	0 / 0%	0 / 0%	0 / 0%	0 / 0%	0 / 0%	0 / 0%
-TC	\$446,461	0 / 0%	0 / 0%	0 / 0%	0 / 0%	0 / 0%	0 / 0%	0 / 0%
	\$19,264,957	\$4,741,153 / 24.61%	\$124,256 / 0.64%	\$2,102,052 / 10.91%	\$418,568 / 2.17%	\$2,096,277 / 10.88%	0 / 0%	0 / 0%

*** DOLLARS REPORTED BUT NOT SHOWN IN THESE COLUMNS. T=TREASURY, N=NON-TREASURY, S=SUBCONTRACTOR FUNDS & PROCUREMENT CARD HUB PURCHASES, TC=TERM CONTRACT, I= INTER GOVERNMENTAL PAYMENTS.



TEXAS HISTORICALLY UNDERUTILIZED BUSINESS (HUB) ANNUAL REPORT RECEIVED FOR FISCAL YEAR 2024

SECTION VII - STATE AGENCY EXPENDITURE DATA

RECORD TYPE	TOTAL EXPENDITURE	TOTAL SPENT WITH HUBS AMOUNT / %	BLACK AMOUNT / %	HISPANIC AMOUNT / %	WOMAN AMOUNT / %	ASIAN PACIFIC AMOUNT / %	NATIVE AMERICAN AMOUNT / %	SERVICE-DISABLED VETERAN AMOUNT / %
785 - UNIV OF TEXAS HEALTH CENTER AT TYLER - Statewide Grand Total Expenditures								
-I	0	0 / 0%	0 / 0%	0 / 0%	0 / 0%	0 / 0%	0 / 0%	0 / 0%
N	\$37,930,271	\$6,043,813 / 15.93%	\$404,390 / 1.07%	\$2,220,278 / 5.85%	\$1,185,382 / 3.13%	\$2,209,112 / 5.82%	0 / 0%	\$24,652 / 0.06%
S	***	0 / 0%	0 / 0%	0 / 0%	0 / 0%	0 / 0%	0 / 0%	0 / 0%
T	0	0 / 0%	0 / 0%	0 / 0%	0 / 0%	0 / 0%	0 / 0%	0 / 0%
-TC	\$523,927	0 / 0%	0 / 0%	0 / 0%	0 / 0%	0 / 0%	0 / 0%	0 / 0%
	\$37,406,344	\$6,043,813 / 16.16%	\$404,390 / 1.08%	\$2,220,278 / 5.94%	\$1,185,382 / 3.17%	\$2,209,112 / 5.91%	0 / 0%	\$24,652 / 0.07%

*** DOLLARS REPORTED BUT NOT SHOWN IN THESE COLUMNS. T=TREASURY, N=NON-TREASURY, S=SUBCONTRACTOR FUNDS & PROCUREMENT CARD HUB PURCHASES, TC=TERM CONTRACT, I= INTER GOVERNMENTAL PAYMENTS.



TEXAS HISTORICALLY UNDERUTILIZED BUSINESS (HUB) ANNUAL REPORT RECEIVED FOR FISCAL YEAR 2024

SECTION VII - STATE AGENCY EXPENDITURE DATA

RECORD TYPE	TOTAL EXPENDITURE	TOTAL SPENT WITH HUBS AMOUNT / %	BLACK AMOUNT / %	HISPANIC AMOUNT / %	WOMAN AMOUNT / %	ASIAN PACIFIC AMOUNT / %	NATIVE AMERICAN AMOUNT / %	SERVICE-DISABLED VETERAN AMOUNT / %
787 - LAMAR STATE COLLEGE - ORANGE - HEAVY CONSTRUCTION UNADJUSTED GOAL IS 11.2%								
-I	0	0 / 0%	0 / 0%	0 / 0%	0 / 0%	0 / 0%	0 / 0%	0 / 0%
N	0	0 / 0%	0 / 0%	0 / 0%	0 / 0%	0 / 0%	0 / 0%	0 / 0%
S	***	0 / 0%	0 / 0%	0 / 0%	0 / 0%	0 / 0%	0 / 0%	0 / 0%
T	0	0 / 0%	0 / 0%	0 / 0%	0 / 0%	0 / 0%	0 / 0%	0 / 0%
-TC	0	0 / 0%	0 / 0%	0 / 0%	0 / 0%	0 / 0%	0 / 0%	0 / 0%
	0	0 / 0%	0 / 0%	0 / 0%	0 / 0%	0 / 0%	0 / 0%	0 / 0%
787 - LAMAR STATE COLLEGE - ORANGE - BUILDING CONSTRUCTION UNADJUSTED GOAL IS 21.1%								
-I	0	0 / 0%	0 / 0%	0 / 0%	0 / 0%	0 / 0%	0 / 0%	0 / 0%
N	\$18,728,292	\$296,945 / 1.59%	0 / 0%	\$296,945 / 1.59%	0 / 0%	0 / 0%	0 / 0%	0 / 0%
S	***	\$223,294 / 1.19%	0 / 0%	\$185,294 / 0.99%	\$38,000 / 0.20%	0 / 0%	0 / 0%	0 / 0%
T	0	0 / 0%	0 / 0%	0 / 0%	0 / 0%	0 / 0%	0 / 0%	0 / 0%
-TC	0	0 / 0%	0 / 0%	0 / 0%	0 / 0%	0 / 0%	0 / 0%	0 / 0%
	\$18,728,292	\$520,238 / 2.78%	0 / 0%	\$482,238 / 2.57%	\$38,000 / 0.20%	0 / 0%	0 / 0%	0 / 0%
787 - LAMAR STATE COLLEGE - ORANGE - SPECIAL TRADE UNADJUSTED GOAL IS 32.9%								
-I	0	0 / 0%	0 / 0%	0 / 0%	0 / 0%	0 / 0%	0 / 0%	0 / 0%
N	\$1,026,897	\$452,774 / 44.09%	0 / 0%	\$436,974 / 42.55%	\$15,800 / 1.54%	0 / 0%	0 / 0%	0 / 0%
S	***	0 / 0%	0 / 0%	0 / 0%	0 / 0%	0 / 0%	0 / 0%	0 / 0%
T	\$1,307,743	\$1,184,847 / 90.60%	0 / 0%	0 / 0%	\$1,184,847 / 90.60%	0 / 0%	0 / 0%	0 / 0%
-TC	0	0 / 0%	0 / 0%	0 / 0%	0 / 0%	0 / 0%	0 / 0%	0 / 0%
	\$2,334,640	\$1,637,622 / 70.14%	0 / 0%	\$436,974 / 18.72%	\$1,200,647 / 51.43%	0 / 0%	0 / 0%	0 / 0%

*** DOLLARS REPORTED BUT NOT SHOWN IN THESE COLUMNS. T=TREASURY, N=NON-TREASURY, S=SUBCONTRACTOR FUNDS & PROCUREMENT CARD HUB PURCHASES, TC=TERM CONTRACT, I= INTER GOVERNMENTAL PAYMENTS.



TEXAS HISTORICALLY UNDERUTILIZED BUSINESS (HUB) ANNUAL REPORT RECEIVED FOR FISCAL YEAR 2024

SECTION VII - STATE AGENCY EXPENDITURE DATA

RECORD TYPE	TOTAL EXPENDITURE	TOTAL SPENT WITH HUBS AMOUNT / %	BLACK AMOUNT / %	HISPANIC AMOUNT / %	WOMAN AMOUNT / %	ASIAN PACIFIC AMOUNT / %	NATIVE AMERICAN AMOUNT / %	SERVICE-DISABLED VETERAN AMOUNT / %
787 - LAMAR STATE COLLEGE - ORANGE - PROFESSIONAL SERVICES UNADJUSTED GOAL IS 23.7%								
-I	0	0 / 0%	0 / 0%	0 / 0%	0 / 0%	0 / 0%	0 / 0%	0 / 0%
N	\$467,707	0 / 0%	0 / 0%	0 / 0%	0 / 0%	0 / 0%	0 / 0%	0 / 0%
S	***	\$192,355 / 22.50%	0 / 0%	\$79,875 / 9.35%	\$16,116 / 1.89%	\$51,177 / 5.99%	\$45,188 / 5.29%	0 / 0%
T	\$463,397	0 / 0%	0 / 0%	0 / 0%	0 / 0%	0 / 0%	0 / 0%	0 / 0%
-TC	0	0 / 0%	0 / 0%	0 / 0%	0 / 0%	0 / 0%	0 / 0%	0 / 0%
	\$931,104	\$192,355 / 20.66%	0 / 0%	\$79,875 / 8.58%	\$16,116 / 1.73%	\$51,177 / 5.50%	\$45,188 / 4.85%	0 / 0%
787 - LAMAR STATE COLLEGE - ORANGE - OTHER SERVICES UNADJUSTED GOAL IS 26%								
-I	\$49,491	0 / 0%	0 / 0%	0 / 0%	0 / 0%	0 / 0%	0 / 0%	0 / 0%
N	\$3,496,756	\$66,063 / 1.89%	0 / 0%	\$42,638 / 1.22%	\$21,875 / 0.63%	\$1,550 / 0.04%	0 / 0%	0 / 0%
S	***	0 / 0%	0 / 0%	0 / 0%	0 / 0%	0 / 0%	0 / 0%	0 / 0%
T	\$1,590,602	\$482,444 / 30.33%	0 / 0%	\$463,217 / 29.12%	\$17,268 / 1.09%	\$1,960 / 0.12%	0 / 0%	0 / 0%
-TC	0	0 / 0%	0 / 0%	0 / 0%	0 / 0%	0 / 0%	0 / 0%	0 / 0%
	\$5,037,866	\$548,507 / 10.89%	0 / 0%	\$505,854 / 10.04%	\$39,143 / 0.78%	\$3,510 / 0.07%	0 / 0%	0 / 0%
787 - LAMAR STATE COLLEGE - ORANGE - COMMODITY PURCHASING UNADJUSTED GOAL IS 21.1%								
-I	\$98,629	0 / 0%	0 / 0%	0 / 0%	0 / 0%	0 / 0%	0 / 0%	0 / 0%
N	\$3,494,397	\$486,051 / 13.91%	\$172,934 / 4.95%	\$37,502 / 1.07%	\$110,058 / 3.15%	\$165,558 / 4.74%	0 / 0%	0 / 0%
S	***	0 / 0%	0 / 0%	0 / 0%	0 / 0%	0 / 0%	0 / 0%	0 / 0%
T	\$780,835	\$168,184 / 21.54%	\$9,473 / 1.21%	\$72,108 / 9.23%	\$3,257 / 0.42%	\$83,346 / 10.67%	0 / 0%	0 / 0%
-TC	\$20,100	0 / 0%	0 / 0%	0 / 0%	0 / 0%	0 / 0%	0 / 0%	0 / 0%
	\$4,156,504	\$654,236 / 15.74%	\$182,407 / 4.39%	\$109,609 / 2.64%	\$113,315 / 2.73%	\$248,904 / 5.99%	0 / 0%	0 / 0%

*** DOLLARS REPORTED BUT NOT SHOWN IN THESE COLUMNS. T=TREASURY, N=NON-TREASURY, S=SUBCONTRACTOR FUNDS & PROCUREMENT CARD HUB PURCHASES, TC=TERM CONTRACT, I= INTER GOVERNMENTAL PAYMENTS.



TEXAS HISTORICALLY UNDERUTILIZED BUSINESS (HUB) ANNUAL REPORT RECEIVED FOR FISCAL YEAR 2024

SECTION VII - STATE AGENCY EXPENDITURE DATA

RECORD TYPE	TOTAL EXPENDITURE	TOTAL SPENT WITH HUBS AMOUNT / %	BLACK AMOUNT / %	HISPANIC AMOUNT / %	WOMAN AMOUNT / %	ASIAN PACIFIC AMOUNT / %	NATIVE AMERICAN AMOUNT / %	SERVICE-DISABLED VETERAN AMOUNT / %
787 - LAMAR STATE COLLEGE - ORANGE - Statewide Grand Total Expenditures								
-I	\$148,120	0 / 0%	0 / 0%	0 / 0%	0 / 0%	0 / 0%	0 / 0%	0 / 0%
N	\$27,214,048	\$1,301,833 / 4.78%	\$172,934 / 0.64%	\$814,058 / 2.99%	\$147,732 / 0.54%	\$167,108 / 0.61%	0 / 0%	0 / 0%
S	***	\$415,648 / 2.11%	0 / 0%	\$265,169 / 1.35%	\$54,116 / 0.28%	\$51,177 / 0.26%	\$45,188 / 0.23%	0 / 0%
T	\$4,142,578	\$1,835,476 / 44.31%	\$9,473 / 0.23%	\$535,324 / 12.92%	\$1,205,373 / 29.10%	\$85,305 / 2.06%	0 / 0%	0 / 0%
-TC	\$20,100	0 / 0%	0 / 0%	0 / 0%	0 / 0%	0 / 0%	0 / 0%	0 / 0%
	\$31,188,406	\$3,552,957 / 11.39%	\$182,407 / 0.58%	\$1,614,551 / 5.18%	\$1,407,221 / 4.51%	\$303,590 / 0.97%	\$45,188 / 0.14%	0 / 0%

*** DOLLARS REPORTED BUT NOT SHOWN IN THESE COLUMNS. T=TREASURY, N=NON-TREASURY, S=SUBCONTRACTOR FUNDS & PROCUREMENT CARD HUB PURCHASES, TC=TERM CONTRACT, I= INTER GOVERNMENTAL PAYMENTS.



TEXAS HISTORICALLY UNDERUTILIZED BUSINESS (HUB) ANNUAL REPORT RECEIVED FOR FISCAL YEAR 2024

SECTION VII - STATE AGENCY EXPENDITURE DATA

RECORD TYPE	TOTAL EXPENDITURE	TOTAL SPENT WITH HUBS AMOUNT / %	BLACK AMOUNT / %	HISPANIC AMOUNT / %	WOMAN AMOUNT / %	ASIAN PACIFIC AMOUNT / %	NATIVE AMERICAN AMOUNT / %	SERVICE-DISABLED VETERAN AMOUNT / %
788 - LAMAR STATE COLLEGE - PORT ARTHUR - HEAVY CONSTRUCTION UNADJUSTED GOAL IS 11.2%								
-I	0	0 / 0%	0 / 0%	0 / 0%	0 / 0%	0 / 0%	0 / 0%	0 / 0%
N	0	0 / 0%	0 / 0%	0 / 0%	0 / 0%	0 / 0%	0 / 0%	0 / 0%
S	***	0 / 0%	0 / 0%	0 / 0%	0 / 0%	0 / 0%	0 / 0%	0 / 0%
T	0	0 / 0%	0 / 0%	0 / 0%	0 / 0%	0 / 0%	0 / 0%	0 / 0%
-TC	0	0 / 0%	0 / 0%	0 / 0%	0 / 0%	0 / 0%	0 / 0%	0 / 0%
	0	0 / 0%	0 / 0%	0 / 0%	0 / 0%	0 / 0%	0 / 0%	0 / 0%

788 - LAMAR STATE COLLEGE - PORT ARTHUR - BUILDING CONSTRUCTION UNADJUSTED GOAL IS 21.1%								
-I	0	0 / 0%	0 / 0%	0 / 0%	0 / 0%	0 / 0%	0 / 0%	0 / 0%
N	\$6,151,701	0 / 0%	0 / 0%	0 / 0%	0 / 0%	0 / 0%	0 / 0%	0 / 0%
S	***	\$1,413,308 / 17.82%	\$66,423 / 0.84%	\$33,000 / 0.42%	\$1,313,885 / 16.57%	0 / 0%	0 / 0%	0 / 0%
T	\$1,777,323	\$104,961 / 5.91%	0 / 0%	\$79,571 / 4.48%	\$25,390 / 1.43%	0 / 0%	0 / 0%	0 / 0%
-TC	0	0 / 0%	0 / 0%	0 / 0%	0 / 0%	0 / 0%	0 / 0%	0 / 0%
	\$7,929,024	\$1,518,269 / 19.15%	\$66,423 / 0.84%	\$112,571 / 1.42%	\$1,339,275 / 16.89%	0 / 0%	0 / 0%	0 / 0%

788 - LAMAR STATE COLLEGE - PORT ARTHUR - SPECIAL TRADE UNADJUSTED GOAL IS 32.9%								
-I	0	0 / 0%	0 / 0%	0 / 0%	0 / 0%	0 / 0%	0 / 0%	0 / 0%
N	\$154,752	\$6,340 / 4.10%	0 / 0%	0 / 0%	\$6,340 / 4.10%	0 / 0%	0 / 0%	0 / 0%
S	***	0 / 0%	0 / 0%	0 / 0%	0 / 0%	0 / 0%	0 / 0%	0 / 0%
T	\$1,163,378	\$134,388 / 11.55%	0 / 0%	\$16,277 / 1.40%	\$118,111 / 10.15%	0 / 0%	0 / 0%	0 / 0%
-TC	0	0 / 0%	0 / 0%	0 / 0%	0 / 0%	0 / 0%	0 / 0%	0 / 0%
	\$1,318,130	\$140,728 / 10.68%	0 / 0%	\$16,277 / 1.23%	\$124,451 / 9.44%	0 / 0%	0 / 0%	0 / 0%

*** DOLLARS REPORTED BUT NOT SHOWN IN THESE COLUMNS. T=TREASURY, N=NON-TREASURY, S=SUBCONTRACTOR FUNDS & PROCUREMENT CARD HUB PURCHASES, TC=TERM CONTRACT, I= INTER GOVERNMENTAL PAYMENTS.



TEXAS HISTORICALLY UNDERUTILIZED BUSINESS (HUB) ANNUAL REPORT RECEIVED FOR FISCAL YEAR 2024

SECTION VII - STATE AGENCY EXPENDITURE DATA

RECORD TYPE	TOTAL EXPENDITURE	TOTAL SPENT WITH HUBS AMOUNT / %	BLACK AMOUNT / %	HISPANIC AMOUNT / %	WOMAN AMOUNT / %	ASIAN PACIFIC AMOUNT / %	NATIVE AMERICAN AMOUNT / %	SERVICE-DISABLED VETERAN AMOUNT / %
788 - LAMAR STATE COLLEGE - PORT ARTHUR - PROFESSIONAL SERVICES UNADJUSTED GOAL IS 23.7%								
-I	0	0 / 0%	0 / 0%	0 / 0%	0 / 0%	0 / 0%	0 / 0%	0 / 0%
N	\$2,215,964	0 / 0%	0 / 0%	0 / 0%	0 / 0%	0 / 0%	0 / 0%	0 / 0%
S	***	\$731,042 / 32.74%	0 / 0%	\$371,497 / 16.64%	\$77,575 / 3.47%	\$281,970 / 12.63%	0 / 0%	0 / 0%
T	\$16,900	0 / 0%	0 / 0%	0 / 0%	0 / 0%	0 / 0%	0 / 0%	0 / 0%
-TC	0	0 / 0%	0 / 0%	0 / 0%	0 / 0%	0 / 0%	0 / 0%	0 / 0%
	\$2,232,864	\$731,042 / 32.74%	0 / 0%	\$371,497 / 16.64%	\$77,575 / 3.47%	\$281,970 / 12.63%	0 / 0%	0 / 0%

788 - LAMAR STATE COLLEGE - PORT ARTHUR - OTHER SERVICES UNADJUSTED GOAL IS 26%								
-I	\$74,765	0 / 0%	0 / 0%	0 / 0%	0 / 0%	0 / 0%	0 / 0%	0 / 0%
N	\$1,131,054	\$264,288 / 23.37%	\$3,537 / 0.31%	\$3,113 / 0.28%	\$253,029 / 22.37%	\$4,608 / 0.41%	0 / 0%	0 / 0%
S	***	0 / 0%	0 / 0%	0 / 0%	0 / 0%	0 / 0%	0 / 0%	0 / 0%
T	\$1,706,487	\$707,380 / 41.45%	0 / 0%	\$471,480 / 27.63%	\$20,825 / 1.22%	\$215,075 / 12.60%	0 / 0%	0 / 0%
-TC	0	0 / 0%	0 / 0%	0 / 0%	0 / 0%	0 / 0%	0 / 0%	0 / 0%
	\$2,762,777	\$971,668 / 35.17%	\$3,537 / 0.13%	\$474,593 / 17.18%	\$273,854 / 9.91%	\$219,684 / 7.95%	0 / 0%	0 / 0%

788 - LAMAR STATE COLLEGE - PORT ARTHUR - COMMODITY PURCHASING UNADJUSTED GOAL IS 21.1%								
-I	0	0 / 0%	0 / 0%	0 / 0%	0 / 0%	0 / 0%	0 / 0%	0 / 0%
N	\$1,752,313	\$112,691 / 6.43%	\$47,557 / 2.71%	\$3,096 / 0.18%	\$59,975 / 3.42%	\$2,062 / 0.12%	0 / 0%	0 / 0%
S	***	0 / 0%	0 / 0%	0 / 0%	0 / 0%	0 / 0%	0 / 0%	0 / 0%
T	\$672,110	\$220,541 / 32.81%	\$100,700 / 14.98%	0 / 0%	\$113,379 / 16.87%	\$6,462 / 0.96%	0 / 0%	0 / 0%
-TC	\$18,189	0 / 0%	0 / 0%	0 / 0%	0 / 0%	0 / 0%	0 / 0%	0 / 0%
	\$2,406,234	\$333,232 / 13.85%	\$148,258 / 6.16%	\$3,096 / 0.13%	\$173,354 / 7.20%	\$8,524 / 0.35%	0 / 0%	0 / 0%

*** DOLLARS REPORTED BUT NOT SHOWN IN THESE COLUMNS. T=TREASURY, N=NON-TREASURY, S=SUBCONTRACTOR FUNDS & PROCUREMENT CARD HUB PURCHASES, TC=TERM CONTRACT, I= INTER GOVERNMENTAL PAYMENTS.



TEXAS HISTORICALLY UNDERUTILIZED BUSINESS (HUB) ANNUAL REPORT RECEIVED FOR FISCAL YEAR 2024

SECTION VII - STATE AGENCY EXPENDITURE DATA

RECORD TYPE	TOTAL EXPENDITURE	TOTAL SPENT WITH HUBS AMOUNT / %	BLACK AMOUNT / %	HISPANIC AMOUNT / %	WOMAN AMOUNT / %	ASIAN PACIFIC AMOUNT / %	NATIVE AMERICAN AMOUNT / %	SERVICE-DISABLED VETERAN AMOUNT / %
788 - LAMAR STATE COLLEGE - PORT ARTHUR - Statewide Grand Total Expenditures								
-I	\$74,765	0 / 0%	0 / 0%	0 / 0%	0 / 0%	0 / 0%	0 / 0%	0 / 0%
N	\$11,405,784	\$383,318 / 3.36%	\$51,094 / 0.45%	\$6,209 / 0.05%	\$319,344 / 2.80%	\$6,671 / 0.06%	0 / 0%	0 / 0%
S	***	\$2,144,350 / 21.10%	\$66,423 / 0.65%	\$404,497 / 3.98%	\$1,391,460 / 13.69%	\$281,970 / 2.77%	0 / 0%	0 / 0%
T	\$5,336,198	\$1,167,271 / 21.87%	\$100,700 / 1.89%	\$567,328 / 10.63%	\$277,706 / 5.20%	\$221,537 / 4.15%	0 / 0%	0 / 0%
-TC	\$18,189	0 / 0%	0 / 0%	0 / 0%	0 / 0%	0 / 0%	0 / 0%	0 / 0%
	\$16,649,029	\$3,694,938 / 22.19%	\$218,218 / 1.31%	\$978,034 / 5.87%	\$1,988,509 / 11.94%	\$510,178 / 3.06%	0 / 0%	0 / 0%

*** DOLLARS REPORTED BUT NOT SHOWN IN THESE COLUMNS. T=TREASURY, N=NON-TREASURY, S=SUBCONTRACTOR FUNDS & PROCUREMENT CARD HUB PURCHASES, TC=TERM CONTRACT, I= INTER GOVERNMENTAL PAYMENTS.



TEXAS HISTORICALLY UNDERUTILIZED BUSINESS (HUB) ANNUAL REPORT RECEIVED FOR FISCAL YEAR 2024

SECTION VII - STATE AGENCY EXPENDITURE DATA

RECORD TYPE	TOTAL EXPENDITURE	TOTAL SPENT WITH HUBS AMOUNT / %	BLACK AMOUNT / %	HISPANIC AMOUNT / %	WOMAN AMOUNT / %	ASIAN PACIFIC AMOUNT / %	NATIVE AMERICAN AMOUNT / %	SERVICE-DISABLED VETERAN AMOUNT / %
789 - LAMAR INSTITUTE OF TECHNOLOGY - HEAVY CONSTRUCTION UNADJUSTED GOAL IS 11.2%								
-I	0	0 / 0%	0 / 0%	0 / 0%	0 / 0%	0 / 0%	0 / 0%	0 / 0%
N	0	0 / 0%	0 / 0%	0 / 0%	0 / 0%	0 / 0%	0 / 0%	0 / 0%
S	***	0 / 0%	0 / 0%	0 / 0%	0 / 0%	0 / 0%	0 / 0%	0 / 0%
T	0	0 / 0%	0 / 0%	0 / 0%	0 / 0%	0 / 0%	0 / 0%	0 / 0%
-TC	0	0 / 0%	0 / 0%	0 / 0%	0 / 0%	0 / 0%	0 / 0%	0 / 0%
	0	0 / 0%	0 / 0%	0 / 0%	0 / 0%	0 / 0%	0 / 0%	0 / 0%

789 - LAMAR INSTITUTE OF TECHNOLOGY - BUILDING CONSTRUCTION UNADJUSTED GOAL IS 21.1%								
-I	0	0 / 0%	0 / 0%	0 / 0%	0 / 0%	0 / 0%	0 / 0%	0 / 0%
N	\$22,458,726	\$1,377,646 / 6.13%	0 / 0%	\$1,377,646 / 6.13%	0 / 0%	0 / 0%	0 / 0%	0 / 0%
S	***	\$702,649 / 3.13%	0 / 0%	\$184,184 / 0.82%	\$42,534 / 0.19%	\$252,888 / 1.13%	\$223,043 / 0.99%	0 / 0%
T	\$13,950	\$13,950 / 100.00%	0 / 0%	\$13,950 / 100.00%	0 / 0%	0 / 0%	0 / 0%	0 / 0%
-TC	0	0 / 0%	0 / 0%	0 / 0%	0 / 0%	0 / 0%	0 / 0%	0 / 0%
	\$22,472,676	\$2,094,245 / 9.32%	0 / 0%	\$1,575,780 / 7.01%	\$42,534 / 0.19%	\$252,888 / 1.13%	\$223,043 / 0.99%	0 / 0%

789 - LAMAR INSTITUTE OF TECHNOLOGY - SPECIAL TRADE UNADJUSTED GOAL IS 32.9%								
-I	0	0 / 0%	0 / 0%	0 / 0%	0 / 0%	0 / 0%	0 / 0%	0 / 0%
N	\$3,864	0 / 0%	0 / 0%	0 / 0%	0 / 0%	0 / 0%	0 / 0%	0 / 0%
S	***	0 / 0%	0 / 0%	0 / 0%	0 / 0%	0 / 0%	0 / 0%	0 / 0%
T	\$381,535	\$192,596 / 50.48%	0 / 0%	\$192,596 / 50.48%	0 / 0%	0 / 0%	0 / 0%	0 / 0%
-TC	0	0 / 0%	0 / 0%	0 / 0%	0 / 0%	0 / 0%	0 / 0%	0 / 0%
	\$385,399	\$192,596 / 49.97%	0 / 0%	\$192,596 / 49.97%	0 / 0%	0 / 0%	0 / 0%	0 / 0%

*** DOLLARS REPORTED BUT NOT SHOWN IN THESE COLUMNS. T=TREASURY, N=NON-TREASURY, S=SUBCONTRACTOR FUNDS & PROCUREMENT CARD HUB PURCHASES, TC=TERM CONTRACT, I= INTER GOVERNMENTAL PAYMENTS.



TEXAS HISTORICALLY UNDERUTILIZED BUSINESS (HUB) ANNUAL REPORT RECEIVED FOR FISCAL YEAR 2024

SECTION VII - STATE AGENCY EXPENDITURE DATA

RECORD TYPE	TOTAL EXPENDITURE	TOTAL SPENT WITH HUBS AMOUNT / %	BLACK AMOUNT / %	HISPANIC AMOUNT / %	WOMAN AMOUNT / %	ASIAN PACIFIC AMOUNT / %	NATIVE AMERICAN AMOUNT / %	SERVICE-DISABLED VETERAN AMOUNT / %
789 - LAMAR INSTITUTE OF TECHNOLOGY - PROFESSIONAL SERVICES UNADJUSTED GOAL IS 23.7%								
-I	0	0 / 0%	0 / 0%	0 / 0%	0 / 0%	0 / 0%	0 / 0%	0 / 0%
N	\$78,365	0 / 0%	0 / 0%	0 / 0%	0 / 0%	0 / 0%	0 / 0%	0 / 0%
S	***	0 / 0%	0 / 0%	0 / 0%	0 / 0%	0 / 0%	0 / 0%	0 / 0%
T	0	0 / 0%	0 / 0%	0 / 0%	0 / 0%	0 / 0%	0 / 0%	0 / 0%
-TC	0	0 / 0%	0 / 0%	0 / 0%	0 / 0%	0 / 0%	0 / 0%	0 / 0%
	\$78,365	0 / 0%	0 / 0%	0 / 0%	0 / 0%	0 / 0%	0 / 0%	0 / 0%
789 - LAMAR INSTITUTE OF TECHNOLOGY - OTHER SERVICES UNADJUSTED GOAL IS 26%								
-I	\$221,068	0 / 0%	0 / 0%	0 / 0%	0 / 0%	0 / 0%	0 / 0%	0 / 0%
N	\$963,348	\$43,550 / 4.52%	\$3,625 / 0.38%	\$21,736 / 2.26%	\$18,189 / 1.89%	0 / 0%	0 / 0%	0 / 0%
S	***	0 / 0%	0 / 0%	0 / 0%	0 / 0%	0 / 0%	0 / 0%	0 / 0%
T	\$1,682,464	\$572,249 / 34.01%	0 / 0%	\$361,787 / 21.50%	\$27,100 / 1.61%	\$183,362 / 10.90%	0 / 0%	0 / 0%
-TC	0	0 / 0%	0 / 0%	0 / 0%	0 / 0%	0 / 0%	0 / 0%	0 / 0%
	\$2,424,744	\$615,799 / 25.40%	\$3,625 / 0.15%	\$383,523 / 15.82%	\$45,289 / 1.87%	\$183,362 / 7.56%	0 / 0%	0 / 0%
789 - LAMAR INSTITUTE OF TECHNOLOGY - COMMODITY PURCHASING UNADJUSTED GOAL IS 21.1%								
-I	\$177,803	0 / 0%	0 / 0%	0 / 0%	0 / 0%	0 / 0%	0 / 0%	0 / 0%
N	\$4,114,736	\$1,847,258 / 44.89%	\$514,621 / 12.51%	\$90,904 / 2.21%	\$1,037,363 / 25.21%	\$204,370 / 4.97%	0 / 0%	0 / 0%
S	***	0 / 0%	0 / 0%	0 / 0%	0 / 0%	0 / 0%	0 / 0%	0 / 0%
T	\$4,314,396	\$271,324 / 6.29%	\$45,457 / 1.05%	\$166,176 / 3.85%	\$59,691 / 1.38%	0 / 0%	0 / 0%	0 / 0%
-TC	0	0 / 0%	0 / 0%	0 / 0%	0 / 0%	0 / 0%	0 / 0%	0 / 0%
	\$8,251,329	\$2,118,582 / 25.68%	\$560,077 / 6.79%	\$257,080 / 3.12%	\$1,097,055 / 13.30%	\$204,370 / 2.48%	0 / 0%	0 / 0%

*** DOLLARS REPORTED BUT NOT SHOWN IN THESE COLUMNS. T=TREASURY, N=NON-TREASURY, S=SUBCONTRACTOR FUNDS & PROCUREMENT CARD HUB PURCHASES, TC=TERM CONTRACT, I= INTER GOVERNMENTAL PAYMENTS.



TEXAS HISTORICALLY UNDERUTILIZED BUSINESS (HUB) ANNUAL REPORT RECEIVED FOR FISCAL YEAR 2024

SECTION VII - STATE AGENCY EXPENDITURE DATA

RECORD TYPE	TOTAL EXPENDITURE	TOTAL SPENT WITH HUBS AMOUNT / %	BLACK AMOUNT / %	HISPANIC AMOUNT / %	WOMAN AMOUNT / %	ASIAN PACIFIC AMOUNT / %	NATIVE AMERICAN AMOUNT / %	SERVICE-DISABLED VETERAN AMOUNT / %
789 - LAMAR INSTITUTE OF TECHNOLOGY - Statewide Grand Total Expenditures								
-I	\$398,871	0 / 0%	0 / 0%	0 / 0%	0 / 0%	0 / 0%	0 / 0%	0 / 0%
N	\$27,619,038	\$3,268,454 / 11.83%	\$518,246 / 1.88%	\$1,490,286 / 5.40%	\$1,055,552 / 3.82%	\$204,370 / 0.74%	0 / 0%	0 / 0%
S	***	\$702,649 / 3.13%	0 / 0%	\$184,184 / 0.82%	\$42,534 / 0.19%	\$252,888 / 1.13%	\$223,043 / 0.99%	0 / 0%
T	\$6,392,346	\$1,050,118 / 16.43%	\$45,457 / 0.71%	\$734,508 / 11.49%	\$86,791 / 1.36%	\$183,362 / 2.87%	0 / 0%	0 / 0%
-TC	0	0 / 0%	0 / 0%	0 / 0%	0 / 0%	0 / 0%	0 / 0%	0 / 0%
	\$33,612,513	\$5,021,221 / 14.94%	\$563,702 / 1.68%	\$2,408,978 / 7.17%	\$1,184,877 / 3.53%	\$640,620 / 1.91%	\$223,043 / 0.66%	0 / 0%

*** DOLLARS REPORTED BUT NOT SHOWN IN THESE COLUMNS. T=TREASURY, N=NON-TREASURY, S=SUBCONTRACTOR FUNDS & PROCUREMENT CARD HUB PURCHASES, TC=TERM CONTRACT, I= INTER GOVERNMENTAL PAYMENTS.



TEXAS HISTORICALLY UNDERUTILIZED BUSINESS (HUB) ANNUAL REPORT RECEIVED FOR FISCAL YEAR 2024

SECTION VII - STATE AGENCY EXPENDITURE DATA

RECORD TYPE	TOTAL EXPENDITURE	TOTAL SPENT WITH HUBS AMOUNT / %	BLACK AMOUNT / %	HISPANIC AMOUNT / %	WOMAN AMOUNT / %	ASIAN PACIFIC AMOUNT / %	NATIVE AMERICAN AMOUNT / %	SERVICE-DISABLED VETERAN AMOUNT / %
802 - PARKS AND WILDLIFE DEPARTMENT - HEAVY CONSTRUCTION UNADJUSTED GOAL IS 11.2%								
-I	0	0 / 0%	0 / 0%	0 / 0%	0 / 0%	0 / 0%	0 / 0%	0 / 0%
N	0	0 / 0%	0 / 0%	0 / 0%	0 / 0%	0 / 0%	0 / 0%	0 / 0%
S	***	\$438,909 / 5.91%	\$67,450 / 0.91%	\$242,246 / 3.26%	\$76,140 / 1.03%	0 / 0%	\$53,073 / 0.72%	0 / 0%
T	\$7,422,186	\$505,592 / 6.81%	0 / 0%	\$2,140 / 0.03%	\$73,938 / 1.00%	0 / 0%	\$429,514 / 5.79%	0 / 0%
-TC	0	0 / 0%	0 / 0%	0 / 0%	0 / 0%	0 / 0%	0 / 0%	0 / 0%
	\$7,422,186	\$944,501 / 12.73%	\$67,450 / 0.91%	\$244,386 / 3.29%	\$150,077 / 2.02%	0 / 0%	\$482,587 / 6.50%	0 / 0%
802 - PARKS AND WILDLIFE DEPARTMENT - BUILDING CONSTRUCTION UNADJUSTED GOAL IS 21.1%								
-I	0	0 / 0%	0 / 0%	0 / 0%	0 / 0%	0 / 0%	0 / 0%	0 / 0%
N	0	0 / 0%	0 / 0%	0 / 0%	0 / 0%	0 / 0%	0 / 0%	0 / 0%
S	***	\$2,134,236 / 4.35%	0 / 0%	\$465,796 / 0.95%	\$1,662,542 / 3.39%	\$5,898 / 0.01%	0 / 0%	0 / 0%
T	\$49,091,435	\$7,483,564 / 15.24%	\$156,468 / 0.32%	\$5,795,088 / 11.80%	\$827,634 / 1.69%	\$36,531 / 0.07%	\$667,843 / 1.36%	0 / 0%
-TC	\$651	0 / 0%	0 / 0%	0 / 0%	0 / 0%	0 / 0%	0 / 0%	0 / 0%
	\$49,090,784	\$9,617,801 / 19.59%	\$156,468 / 0.32%	\$6,260,883 / 12.75%	\$2,490,176 / 5.07%	\$42,430 / 0.09%	\$667,843 / 1.36%	0 / 0%
802 - PARKS AND WILDLIFE DEPARTMENT - SPECIAL TRADE UNADJUSTED GOAL IS 32.9%								
-I	0	0 / 0%	0 / 0%	0 / 0%	0 / 0%	0 / 0%	0 / 0%	0 / 0%
N	0	0 / 0%	0 / 0%	0 / 0%	0 / 0%	0 / 0%	0 / 0%	0 / 0%
S	***	\$81,055 / 1.95%	\$3,280 / 0.08%	\$42,236 / 1.01%	\$34,117 / 0.82%	0 / 0%	\$394 / 0.01%	\$1,028 / 0.02%
T	\$10,915,019	\$3,270,369 / 29.96%	\$311,540 / 2.85%	\$164,123 / 1.50%	\$1,177,432 / 10.79%	\$44,266 / 0.41%	\$1,504,464 / 13.78%	\$68,544 / 0.63%
-TC	0	0 / 0%	0 / 0%	0 / 0%	0 / 0%	0 / 0%	0 / 0%	0 / 0%
	\$10,915,019	\$3,351,423 / 30.70%	\$314,820 / 2.88%	\$206,359 / 1.89%	\$1,211,549 / 11.10%	\$44,266 / 0.41%	\$1,504,858 / 13.79%	\$69,572 / 0.64%

*** DOLLARS REPORTED BUT NOT SHOWN IN THESE COLUMNS. T=TREASURY, N=NON-TREASURY, S=SUBCONTRACTOR FUNDS & PROCUREMENT CARD HUB PURCHASES, TC=TERM CONTRACT, I= INTER GOVERNMENTAL PAYMENTS.



TEXAS HISTORICALLY UNDERUTILIZED BUSINESS (HUB) ANNUAL REPORT RECEIVED FOR FISCAL YEAR 2024

SECTION VII - STATE AGENCY EXPENDITURE DATA

RECORD TYPE	TOTAL EXPENDITURE	TOTAL SPENT WITH HUBS AMOUNT / %	BLACK AMOUNT / %	HISPANIC AMOUNT / %	WOMAN AMOUNT / %	ASIAN PACIFIC AMOUNT / %	NATIVE AMERICAN AMOUNT / %	SERVICE-DISABLED VETERAN AMOUNT / %
802 - PARKS AND WILDLIFE DEPARTMENT - PROFESSIONAL SERVICES UNADJUSTED GOAL IS 23.7%								
-I	0	0 / 0%	0 / 0%	0 / 0%	0 / 0%	0 / 0%	0 / 0%	0 / 0%
N	0	0 / 0%	0 / 0%	0 / 0%	0 / 0%	0 / 0%	0 / 0%	0 / 0%
S	***	\$779,926 / 10.94%	\$98,302 / 1.38%	\$219,405 / 3.08%	\$243,840 / 3.42%	\$193,510 / 2.71%	\$24,870 / 0.35%	0 / 0%
T	\$7,144,474	\$1,849,377 / 25.89%	0 / 0%	\$1,554,555 / 21.76%	\$262,709 / 3.68%	\$30,566 / 0.43%	0 / 0%	\$1,547 / 0.02%
-TC	\$1,561	0 / 0%	0 / 0%	0 / 0%	0 / 0%	0 / 0%	0 / 0%	0 / 0%
	\$7,142,913	\$2,629,303 / 36.81%	\$98,302 / 1.38%	\$1,773,960 / 24.84%	\$506,549 / 7.09%	\$224,076 / 3.14%	\$24,870 / 0.35%	\$1,547 / 0.02%
802 - PARKS AND WILDLIFE DEPARTMENT - OTHER SERVICES UNADJUSTED GOAL IS 26%								
-I	0	0 / 0%	0 / 0%	0 / 0%	0 / 0%	0 / 0%	0 / 0%	0 / 0%
N	0	0 / 0%	0 / 0%	0 / 0%	0 / 0%	0 / 0%	0 / 0%	0 / 0%
S	***	\$304,628 / 1.10%	\$8,508 / 0.03%	\$63,334 / 0.23%	\$205,967 / 0.74%	\$851 / 0.00%	\$2,911 / 0.01%	\$23,057 / 0.08%
T	\$41,687,539	\$9,675,066 / 23.21%	\$656,183 / 1.57%	\$1,844,471 / 4.42%	\$6,655,297 / 15.96%	\$478,202 / 1.15%	\$18,923 / 0.05%	\$21,989 / 0.05%
-TC	\$1,171,130	0 / 0%	0 / 0%	0 / 0%	0 / 0%	0 / 0%	0 / 0%	0 / 0%
	\$40,516,410	\$9,979,694 / 24.63%	\$664,691 / 1.64%	\$1,907,805 / 4.71%	\$6,861,264 / 16.93%	\$479,054 / 1.18%	\$21,833 / 0.05%	\$45,046 / 0.11%
802 - PARKS AND WILDLIFE DEPARTMENT - COMMODITY PURCHASING UNADJUSTED GOAL IS 21.1%								
-I	0	0 / 0%	0 / 0%	0 / 0%	0 / 0%	0 / 0%	0 / 0%	0 / 0%
N	0	0 / 0%	0 / 0%	0 / 0%	0 / 0%	0 / 0%	0 / 0%	0 / 0%
S	***	\$2,599,407 / 8.73%	\$74,527 / 0.25%	\$1,090,564 / 3.66%	\$1,309,051 / 4.40%	\$45,861 / 0.15%	\$58,859 / 0.20%	\$20,546 / 0.07%
T	\$58,457,943	\$6,939,823 / 11.87%	\$702,004 / 1.20%	\$2,025,148 / 3.46%	\$3,774,633 / 6.46%	\$353,025 / 0.60%	\$74,025 / 0.13%	\$10,988 / 0.02%
-TC	\$23,968,593	\$100,459 / 0.42%	0 / 0%	\$9,130 / 0.04%	\$82,280 / 0.34%	\$9,048 / 0.04%	0 / 0%	0 / 0%
	\$34,489,350	\$9,438,771 / 27.37%	\$776,531 / 2.25%	\$3,106,582 / 9.01%	\$5,001,404 / 14.50%	\$389,838 / 1.13%	\$132,884 / 0.39%	\$31,533 / 0.09%

*** DOLLARS REPORTED BUT NOT SHOWN IN THESE COLUMNS. T=TREASURY, N=NON-TREASURY, S=SUBCONTRACTOR FUNDS & PROCUREMENT CARD HUB PURCHASES, TC=TERM CONTRACT, I= INTER GOVERNMENTAL PAYMENTS.



TEXAS HISTORICALLY UNDERUTILIZED BUSINESS (HUB) ANNUAL REPORT RECEIVED FOR FISCAL YEAR 2024

SECTION VII - STATE AGENCY EXPENDITURE DATA

RECORD TYPE	TOTAL EXPENDITURE	TOTAL SPENT WITH HUBS AMOUNT / %	BLACK AMOUNT / %	HISPANIC AMOUNT / %	WOMAN AMOUNT / %	ASIAN PACIFIC AMOUNT / %	NATIVE AMERICAN AMOUNT / %	SERVICE-DISABLED VETERAN AMOUNT / %
802 - PARKS AND WILDLIFE DEPARTMENT - Statewide Grand Total Expenditures								
-I	0	0 / 0%	0 / 0%	0 / 0%	0 / 0%	0 / 0%	0 / 0%	0 / 0%
N	0	0 / 0%	0 / 0%	0 / 0%	0 / 0%	0 / 0%	0 / 0%	0 / 0%
S	***	\$6,338,162 / 5.06%	\$252,067 / 0.20%	\$2,123,579 / 1.69%	\$3,531,657 / 2.82%	\$246,121 / 0.20%	\$140,107 / 0.11%	\$44,631 / 0.04%
T	\$174,718,596	\$29,723,791 / 17.01%	\$1,826,195 / 1.05%	\$11,385,526 / 6.52%	\$12,771,643 / 7.31%	\$942,590 / 0.54%	\$2,694,769 / 1.54%	\$103,067 / 0.06%
-TC	\$25,141,935	\$100,459 / 0.40%	0 / 0%	\$9,130 / 0.04%	\$82,280 / 0.33%	\$9,048 / 0.04%	0 / 0%	0 / 0%
	\$149,576,661	\$35,961,493 / 24.04%	\$2,078,262 / 1.39%	\$13,499,975 / 9.03%	\$16,221,020 / 10.84%	\$1,179,663 / 0.79%	\$2,834,876 / 1.90%	\$147,698 / 0.10%

*** DOLLARS REPORTED BUT NOT SHOWN IN THESE COLUMNS. T=TREASURY, N=NON-TREASURY, S=SUBCONTRACTOR FUNDS & PROCUREMENT CARD HUB PURCHASES, TC=TERM CONTRACT, I= INTER GOVERNMENTAL PAYMENTS.



TEXAS HISTORICALLY UNDERUTILIZED BUSINESS (HUB) ANNUAL REPORT RECEIVED FOR FISCAL YEAR 2024

SECTION VII - STATE AGENCY EXPENDITURE DATA

RECORD TYPE	TOTAL EXPENDITURE	TOTAL SPENT WITH HUBS AMOUNT / %	BLACK AMOUNT / %	HISPANIC AMOUNT / %	WOMAN AMOUNT / %	ASIAN PACIFIC AMOUNT / %	NATIVE AMERICAN AMOUNT / %	SERVICE-DISABLED VETERAN AMOUNT / %
808 - TEXAS HISTORICAL COMMISSION - HEAVY CONSTRUCTION UNADJUSTED GOAL IS 11.2%								
-I	0	0 / 0%	0 / 0%	0 / 0%	0 / 0%	0 / 0%	0 / 0%	0 / 0%
N	0	0 / 0%	0 / 0%	0 / 0%	0 / 0%	0 / 0%	0 / 0%	0 / 0%
S	***	0 / 0%	0 / 0%	0 / 0%	0 / 0%	0 / 0%	0 / 0%	0 / 0%
T	\$663,896	\$13,538 / 2.04%	0 / 0%	\$9,158 / 1.38%	\$4,380 / 0.66%	0 / 0%	0 / 0%	0 / 0%
-TC	0	0 / 0%	0 / 0%	0 / 0%	0 / 0%	0 / 0%	0 / 0%	0 / 0%
	\$663,896	\$13,538 / 2.04%	0 / 0%	\$9,158 / 1.38%	\$4,380 / 0.66%	0 / 0%	0 / 0%	0 / 0%
808 - TEXAS HISTORICAL COMMISSION - BUILDING CONSTRUCTION UNADJUSTED GOAL IS 21.1%								
-I	0	0 / 0%	0 / 0%	0 / 0%	0 / 0%	0 / 0%	0 / 0%	0 / 0%
N	0	0 / 0%	0 / 0%	0 / 0%	0 / 0%	0 / 0%	0 / 0%	0 / 0%
S	***	0 / 0%	0 / 0%	0 / 0%	0 / 0%	0 / 0%	0 / 0%	0 / 0%
T	\$17,468,758	\$161,320 / 0.92%	0 / 0%	0 / 0%	0 / 0%	\$161,320 / 0.92%	0 / 0%	0 / 0%
-TC	0	0 / 0%	0 / 0%	0 / 0%	0 / 0%	0 / 0%	0 / 0%	0 / 0%
	\$17,468,758	\$161,320 / 0.92%	0 / 0%	0 / 0%	0 / 0%	\$161,320 / 0.92%	0 / 0%	0 / 0%
808 - TEXAS HISTORICAL COMMISSION - SPECIAL TRADE UNADJUSTED GOAL IS 32.9%								
-I	0	0 / 0%	0 / 0%	0 / 0%	0 / 0%	0 / 0%	0 / 0%	0 / 0%
N	0	0 / 0%	0 / 0%	0 / 0%	0 / 0%	0 / 0%	0 / 0%	0 / 0%
S	***	0 / 0%	0 / 0%	0 / 0%	0 / 0%	0 / 0%	0 / 0%	0 / 0%
T	\$1,366,398	\$128,601 / 9.41%	\$9,723 / 0.71%	\$74,557 / 5.46%	\$44,320 / 3.24%	0 / 0%	0 / 0%	0 / 0%
-TC	0	0 / 0%	0 / 0%	0 / 0%	0 / 0%	0 / 0%	0 / 0%	0 / 0%
	\$1,366,398	\$128,601 / 9.41%	\$9,723 / 0.71%	\$74,557 / 5.46%	\$44,320 / 3.24%	0 / 0%	0 / 0%	0 / 0%

*** DOLLARS REPORTED BUT NOT SHOWN IN THESE COLUMNS. T=TREASURY, N=NON-TREASURY, S=SUBCONTRACTOR FUNDS & PROCUREMENT CARD HUB PURCHASES, TC=TERM CONTRACT, I= INTER GOVERNMENTAL PAYMENTS.



TEXAS HISTORICALLY UNDERUTILIZED BUSINESS (HUB) ANNUAL REPORT RECEIVED FOR FISCAL YEAR 2024

SECTION VII - STATE AGENCY EXPENDITURE DATA

RECORD TYPE	TOTAL EXPENDITURE	TOTAL SPENT WITH HUBS AMOUNT / %	BLACK AMOUNT / %	HISPANIC AMOUNT / %	WOMAN AMOUNT / %	ASIAN PACIFIC AMOUNT / %	NATIVE AMERICAN AMOUNT / %	SERVICE-DISABLED VETERAN AMOUNT / %
808 - TEXAS HISTORICAL COMMISSION - PROFESSIONAL SERVICES UNADJUSTED GOAL IS 23.7%								
-I	0	0 / 0%	0 / 0%	0 / 0%	0 / 0%	0 / 0%	0 / 0%	0 / 0%
N	0	0 / 0%	0 / 0%	0 / 0%	0 / 0%	0 / 0%	0 / 0%	0 / 0%
S	***	0 / 0%	0 / 0%	0 / 0%	0 / 0%	0 / 0%	0 / 0%	0 / 0%
T	\$204,581	\$75,329 / 36.82%	\$70,124 / 34.28%	0 / 0%	0 / 0%	\$5,205 / 2.54%	0 / 0%	0 / 0%
-TC	0	0 / 0%	0 / 0%	0 / 0%	0 / 0%	0 / 0%	0 / 0%	0 / 0%
	\$204,581	\$75,329 / 36.82%	\$70,124 / 34.28%	0 / 0%	0 / 0%	\$5,205 / 2.54%	0 / 0%	0 / 0%
808 - TEXAS HISTORICAL COMMISSION - OTHER SERVICES UNADJUSTED GOAL IS 26%								
-I	0	0 / 0%	0 / 0%	0 / 0%	0 / 0%	0 / 0%	0 / 0%	0 / 0%
N	0	0 / 0%	0 / 0%	0 / 0%	0 / 0%	0 / 0%	0 / 0%	0 / 0%
S	***	\$461 / 5.27%	0 / 0%	0 / 0%	\$461 / 5.27%	0 / 0%	0 / 0%	0 / 0%
T	\$5,151,772	\$1,070,909 / 20.79%	\$7,836 / 0.15%	\$1,515 / 0.03%	\$93,891 / 1.82%	\$862,794 / 16.75%	0 / 0%	\$104,874 / 2.04%
-TC	\$124,655	0 / 0%	0 / 0%	0 / 0%	0 / 0%	0 / 0%	0 / 0%	0 / 0%
	\$5,027,118	\$1,071,371 / 21.31%	\$7,836 / 0.16%	\$1,515 / 0.03%	\$94,352 / 1.88%	\$862,794 / 17.16%	0 / 0%	\$104,874 / 2.09%
808 - TEXAS HISTORICAL COMMISSION - COMMODITY PURCHASING UNADJUSTED GOAL IS 21.1%								
-I	0	0 / 0%	0 / 0%	0 / 0%	0 / 0%	0 / 0%	0 / 0%	0 / 0%
N	0	0 / 0%	0 / 0%	0 / 0%	0 / 0%	0 / 0%	0 / 0%	0 / 0%
S	***	\$2,395 / 1.08%	0 / 0%	\$1,303 / 0.59%	\$1,092 / 0.49%	0 / 0%	0 / 0%	0 / 0%
T	\$3,256,282	\$264,312 / 8.12%	\$40,315 / 1.24%	\$14,274 / 0.44%	\$147,224 / 4.52%	\$52,610 / 1.62%	0 / 0%	\$9,889 / 0.30%
-TC	\$721,207	\$1,282 / 0.18%	0 / 0%	0 / 0%	\$1,282 / 0.18%	0 / 0%	0 / 0%	0 / 0%
	\$2,535,074	\$265,425 / 10.47%	\$40,315 / 1.59%	\$15,577 / 0.61%	\$147,035 / 5.80%	\$52,610 / 2.08%	0 / 0%	\$9,889 / 0.39%

*** DOLLARS REPORTED BUT NOT SHOWN IN THESE COLUMNS. T=TREASURY, N=NON-TREASURY, S=SUBCONTRACTOR FUNDS & PROCUREMENT CARD HUB PURCHASES, TC=TERM CONTRACT, I= INTER GOVERNMENTAL PAYMENTS.



TEXAS HISTORICALLY UNDERUTILIZED BUSINESS (HUB) ANNUAL REPORT RECEIVED FOR FISCAL YEAR 2024

SECTION VII - STATE AGENCY EXPENDITURE DATA

RECORD TYPE	TOTAL EXPENDITURE	TOTAL SPENT WITH HUBS AMOUNT / %	BLACK AMOUNT / %	HISPANIC AMOUNT / %	WOMAN AMOUNT / %	ASIAN PACIFIC AMOUNT / %	NATIVE AMERICAN AMOUNT / %	SERVICE-DISABLED VETERAN AMOUNT / %
808 - TEXAS HISTORICAL COMMISSION - Statewide Grand Total Expenditures								
-I	0	0 / 0%	0 / 0%	0 / 0%	0 / 0%	0 / 0%	0 / 0%	0 / 0%
N	0	0 / 0%	0 / 0%	0 / 0%	0 / 0%	0 / 0%	0 / 0%	0 / 0%
S	***	\$2,856 / 0.02%	0 / 0%	\$1,303 / 0.01%	\$1,553 / 0.01%	0 / 0%	0 / 0%	0 / 0%
T	\$28,111,688	\$1,714,008 / 6.10%	\$127,998 / 0.46%	\$99,504 / 0.35%	\$289,816 / 1.03%	\$1,081,928 / 3.85%	0 / 0%	\$114,763 / 0.41%
-TC	\$845,862	\$1,282 / 0.15%	0 / 0%	0 / 0%	\$1,282 / 0.15%	0 / 0%	0 / 0%	0 / 0%
	\$27,265,826	\$1,715,582 / 6.29%	\$127,998 / 0.47%	\$100,806 / 0.37%	\$290,087 / 1.06%	\$1,081,928 / 3.97%	0 / 0%	\$114,763 / 0.42%

*** DOLLARS REPORTED BUT NOT SHOWN IN THESE COLUMNS. T=TREASURY, N=NON-TREASURY, S=SUBCONTRACTOR FUNDS & PROCUREMENT CARD HUB PURCHASES, TC=TERM CONTRACT, I= INTER GOVERNMENTAL PAYMENTS.



TEXAS HISTORICALLY UNDERUTILIZED BUSINESS (HUB) ANNUAL REPORT RECEIVED FOR FISCAL YEAR 2024

SECTION VII - STATE AGENCY EXPENDITURE DATA

RECORD TYPE	TOTAL EXPENDITURE	TOTAL SPENT WITH HUBS AMOUNT / %	BLACK AMOUNT / %	HISPANIC AMOUNT / %	WOMAN AMOUNT / %	ASIAN PACIFIC AMOUNT / %	NATIVE AMERICAN AMOUNT / %	SERVICE-DISABLED VETERAN AMOUNT / %
809 - STATE PRESERVATION BOARD - HEAVY CONSTRUCTION UNADJUSTED GOAL IS 11.2%								
-I	0	0 / 0%	0 / 0%	0 / 0%	0 / 0%	0 / 0%	0 / 0%	0 / 0%
N	0	0 / 0%	0 / 0%	0 / 0%	0 / 0%	0 / 0%	0 / 0%	0 / 0%
S	***	0 / 0%	0 / 0%	0 / 0%	0 / 0%	0 / 0%	0 / 0%	0 / 0%
T	0	0 / 0%	0 / 0%	0 / 0%	0 / 0%	0 / 0%	0 / 0%	0 / 0%
-TC	0	0 / 0%	0 / 0%	0 / 0%	0 / 0%	0 / 0%	0 / 0%	0 / 0%
	0	0 / 0%	0 / 0%	0 / 0%	0 / 0%	0 / 0%	0 / 0%	0 / 0%
809 - STATE PRESERVATION BOARD - BUILDING CONSTRUCTION UNADJUSTED GOAL IS 21.1%								
-I	0	0 / 0%	0 / 0%	0 / 0%	0 / 0%	0 / 0%	0 / 0%	0 / 0%
N	0	0 / 0%	0 / 0%	0 / 0%	0 / 0%	0 / 0%	0 / 0%	0 / 0%
S	***	0 / 0%	0 / 0%	0 / 0%	0 / 0%	0 / 0%	0 / 0%	0 / 0%
T	\$16,643,956	\$1,202 / 0.01%	0 / 0%	0 / 0%	\$1,202 / 0.01%	0 / 0%	0 / 0%	0 / 0%
-TC	0	0 / 0%	0 / 0%	0 / 0%	0 / 0%	0 / 0%	0 / 0%	0 / 0%
	\$16,643,956	\$1,202 / 0.01%	0 / 0%	0 / 0%	\$1,202 / 0.01%	0 / 0%	0 / 0%	0 / 0%
809 - STATE PRESERVATION BOARD - SPECIAL TRADE UNADJUSTED GOAL IS 32.9%								
-I	0	0 / 0%	0 / 0%	0 / 0%	0 / 0%	0 / 0%	0 / 0%	0 / 0%
N	0	0 / 0%	0 / 0%	0 / 0%	0 / 0%	0 / 0%	0 / 0%	0 / 0%
S	***	0 / 0%	0 / 0%	0 / 0%	0 / 0%	0 / 0%	0 / 0%	0 / 0%
T	\$1,152,288	\$265,811 / 23.07%	0 / 0%	\$7,785 / 0.68%	\$258,026 / 22.39%	0 / 0%	0 / 0%	0 / 0%
-TC	\$7,433	0 / 0%	0 / 0%	0 / 0%	0 / 0%	0 / 0%	0 / 0%	0 / 0%
	\$1,144,855	\$265,811 / 23.22%	0 / 0%	\$7,785 / 0.68%	\$258,026 / 22.54%	0 / 0%	0 / 0%	0 / 0%

*** DOLLARS REPORTED BUT NOT SHOWN IN THESE COLUMNS. T=TREASURY, N=NON-TREASURY, S=SUBCONTRACTOR FUNDS & PROCUREMENT CARD HUB PURCHASES, TC=TERM CONTRACT, I= INTER GOVERNMENTAL PAYMENTS.



TEXAS HISTORICALLY UNDERUTILIZED BUSINESS (HUB) ANNUAL REPORT RECEIVED FOR FISCAL YEAR 2024

SECTION VII - STATE AGENCY EXPENDITURE DATA

RECORD TYPE	TOTAL EXPENDITURE	TOTAL SPENT WITH HUBS AMOUNT / %	BLACK AMOUNT / %	HISPANIC AMOUNT / %	WOMAN AMOUNT / %	ASIAN PACIFIC AMOUNT / %	NATIVE AMERICAN AMOUNT / %	SERVICE-DISABLED VETERAN AMOUNT / %
809 - STATE PRESERVATION BOARD - PROFESSIONAL SERVICES UNADJUSTED GOAL IS 23.7%								
-I	0	0 / 0%	0 / 0%	0 / 0%	0 / 0%	0 / 0%	0 / 0%	0 / 0%
N	0	0 / 0%	0 / 0%	0 / 0%	0 / 0%	0 / 0%	0 / 0%	0 / 0%
S	***	0 / 0%	0 / 0%	0 / 0%	0 / 0%	0 / 0%	0 / 0%	0 / 0%
T	\$1,090,482	\$28,738 / 2.64%	0 / 0%	0 / 0%	\$28,738 / 2.64%	0 / 0%	0 / 0%	0 / 0%
-TC	0	0 / 0%	0 / 0%	0 / 0%	0 / 0%	0 / 0%	0 / 0%	0 / 0%
	\$1,090,482	\$28,738 / 2.64%	0 / 0%	0 / 0%	\$28,738 / 2.64%	0 / 0%	0 / 0%	0 / 0%
809 - STATE PRESERVATION BOARD - OTHER SERVICES UNADJUSTED GOAL IS 26%								
-I	0	0 / 0%	0 / 0%	0 / 0%	0 / 0%	0 / 0%	0 / 0%	0 / 0%
N	\$440	0 / 0%	0 / 0%	0 / 0%	0 / 0%	0 / 0%	0 / 0%	0 / 0%
S	***	0 / 0%	0 / 0%	0 / 0%	0 / 0%	0 / 0%	0 / 0%	0 / 0%
T	\$3,905,312	\$248,773 / 6.37%	\$2,500 / 0.06%	\$215,528 / 5.52%	\$30,401 / 0.78%	\$344 / 0.01%	0 / 0%	0 / 0%
-TC	\$7,075	0 / 0%	0 / 0%	0 / 0%	0 / 0%	0 / 0%	0 / 0%	0 / 0%
	\$3,898,677	\$248,773 / 6.38%	\$2,500 / 0.06%	\$215,528 / 5.53%	\$30,401 / 0.78%	\$344 / 0.01%	0 / 0%	0 / 0%
809 - STATE PRESERVATION BOARD - COMMODITY PURCHASING UNADJUSTED GOAL IS 21.1%								
-I	0	0 / 0%	0 / 0%	0 / 0%	0 / 0%	0 / 0%	0 / 0%	0 / 0%
N	\$6,373	0 / 0%	0 / 0%	0 / 0%	0 / 0%	0 / 0%	0 / 0%	0 / 0%
S	***	0 / 0%	0 / 0%	0 / 0%	0 / 0%	0 / 0%	0 / 0%	0 / 0%
T	\$3,984,765	\$137,595 / 3.45%	0 / 0%	\$11,303 / 0.28%	\$112,296 / 2.82%	\$13,996 / 0.35%	0 / 0%	0 / 0%
-TC	\$56,463	0 / 0%	0 / 0%	0 / 0%	0 / 0%	0 / 0%	0 / 0%	0 / 0%
	\$3,934,676	\$137,595 / 3.50%	0 / 0%	\$11,303 / 0.29%	\$112,296 / 2.85%	\$13,996 / 0.36%	0 / 0%	0 / 0%

*** DOLLARS REPORTED BUT NOT SHOWN IN THESE COLUMNS. T=TREASURY, N=NON-TREASURY, S=SUBCONTRACTOR FUNDS & PROCUREMENT CARD HUB PURCHASES, TC=TERM CONTRACT, I= INTER GOVERNMENTAL PAYMENTS.



TEXAS HISTORICALLY UNDERUTILIZED BUSINESS (HUB) ANNUAL REPORT RECEIVED FOR FISCAL YEAR 2024

SECTION VII - STATE AGENCY EXPENDITURE DATA

RECORD TYPE	TOTAL EXPENDITURE	TOTAL SPENT WITH HUBS AMOUNT / %	BLACK AMOUNT / %	HISPANIC AMOUNT / %	WOMAN AMOUNT / %	ASIAN PACIFIC AMOUNT / %	NATIVE AMERICAN AMOUNT / %	SERVICE-DISABLED VETERAN AMOUNT / %
809 - STATE PRESERVATION BOARD - Statewide Grand Total Expenditures								
-I	0	0 / 0%	0 / 0%	0 / 0%	0 / 0%	0 / 0%	0 / 0%	0 / 0%
N	\$6,813	0 / 0%	0 / 0%	0 / 0%	0 / 0%	0 / 0%	0 / 0%	0 / 0%
S	***	0 / 0%	0 / 0%	0 / 0%	0 / 0%	0 / 0%	0 / 0%	0 / 0%
T	\$26,776,803	\$682,118 / 2.55%	\$2,500 / 0.01%	\$234,616 / 0.88%	\$430,662 / 1.61%	\$14,340 / 0.05%	0 / 0%	0 / 0%
-TC	\$70,971	0 / 0%	0 / 0%	0 / 0%	0 / 0%	0 / 0%	0 / 0%	0 / 0%
	\$26,712,646	\$682,118 / 2.55%	\$2,500 / 0.01%	\$234,616 / 0.88%	\$430,662 / 1.61%	\$14,340 / 0.05%	0 / 0%	0 / 0%

*** DOLLARS REPORTED BUT NOT SHOWN IN THESE COLUMNS. T=TREASURY, N=NON-TREASURY, S=SUBCONTRACTOR FUNDS & PROCUREMENT CARD HUB PURCHASES, TC=TERM CONTRACT, I= INTER GOVERNMENTAL PAYMENTS.



TEXAS HISTORICALLY UNDERUTILIZED BUSINESS (HUB) ANNUAL REPORT RECEIVED FOR FISCAL YEAR 2024

SECTION VII - STATE AGENCY EXPENDITURE DATA

RECORD TYPE	TOTAL EXPENDITURE	TOTAL SPENT WITH HUBS AMOUNT / %	BLACK AMOUNT / %	HISPANIC AMOUNT / %	WOMAN AMOUNT / %	ASIAN PACIFIC AMOUNT / %	NATIVE AMERICAN AMOUNT / %	SERVICE-DISABLED VETERAN AMOUNT / %
813 - TEXAS COMMISSION ON THE ARTS - HEAVY CONSTRUCTION UNADJUSTED GOAL IS 11.2%								
-I	0	0 / 0%	0 / 0%	0 / 0%	0 / 0%	0 / 0%	0 / 0%	0 / 0%
N	0	0 / 0%	0 / 0%	0 / 0%	0 / 0%	0 / 0%	0 / 0%	0 / 0%
S	***	0 / 0%	0 / 0%	0 / 0%	0 / 0%	0 / 0%	0 / 0%	0 / 0%
T	0	0 / 0%	0 / 0%	0 / 0%	0 / 0%	0 / 0%	0 / 0%	0 / 0%
-TC	0	0 / 0%	0 / 0%	0 / 0%	0 / 0%	0 / 0%	0 / 0%	0 / 0%
	0	0 / 0%	0 / 0%	0 / 0%	0 / 0%	0 / 0%	0 / 0%	0 / 0%

813 - TEXAS COMMISSION ON THE ARTS - BUILDING CONSTRUCTION UNADJUSTED GOAL IS 21.1%								
-I	0	0 / 0%	0 / 0%	0 / 0%	0 / 0%	0 / 0%	0 / 0%	0 / 0%
N	0	0 / 0%	0 / 0%	0 / 0%	0 / 0%	0 / 0%	0 / 0%	0 / 0%
S	***	0 / 0%	0 / 0%	0 / 0%	0 / 0%	0 / 0%	0 / 0%	0 / 0%
T	0	0 / 0%	0 / 0%	0 / 0%	0 / 0%	0 / 0%	0 / 0%	0 / 0%
-TC	0	0 / 0%	0 / 0%	0 / 0%	0 / 0%	0 / 0%	0 / 0%	0 / 0%
	0	0 / 0%	0 / 0%	0 / 0%	0 / 0%	0 / 0%	0 / 0%	0 / 0%

813 - TEXAS COMMISSION ON THE ARTS - SPECIAL TRADE UNADJUSTED GOAL IS 32.9%								
-I	0	0 / 0%	0 / 0%	0 / 0%	0 / 0%	0 / 0%	0 / 0%	0 / 0%
N	0	0 / 0%	0 / 0%	0 / 0%	0 / 0%	0 / 0%	0 / 0%	0 / 0%
S	***	0 / 0%	0 / 0%	0 / 0%	0 / 0%	0 / 0%	0 / 0%	0 / 0%
T	0	0 / 0%	0 / 0%	0 / 0%	0 / 0%	0 / 0%	0 / 0%	0 / 0%
-TC	0	0 / 0%	0 / 0%	0 / 0%	0 / 0%	0 / 0%	0 / 0%	0 / 0%
	0	0 / 0%	0 / 0%	0 / 0%	0 / 0%	0 / 0%	0 / 0%	0 / 0%

*** DOLLARS REPORTED BUT NOT SHOWN IN THESE COLUMNS. T=TREASURY, N=NON-TREASURY, S=SUBCONTRACTOR FUNDS & PROCUREMENT CARD HUB PURCHASES, TC=TERM CONTRACT, I= INTER GOVERNMENTAL PAYMENTS.



TEXAS HISTORICALLY UNDERUTILIZED BUSINESS (HUB) ANNUAL REPORT RECEIVED FOR FISCAL YEAR 2024

SECTION VII - STATE AGENCY EXPENDITURE DATA

RECORD TYPE	TOTAL EXPENDITURE	TOTAL SPENT WITH HUBS AMOUNT / %	BLACK AMOUNT / %	HISPANIC AMOUNT / %	WOMAN AMOUNT / %	ASIAN PACIFIC AMOUNT / %	NATIVE AMERICAN AMOUNT / %	SERVICE-DISABLED VETERAN AMOUNT / %
813 - TEXAS COMMISSION ON THE ARTS - PROFESSIONAL SERVICES UNADJUSTED GOAL IS 23.7%								
-I	0	0 / 0%	0 / 0%	0 / 0%	0 / 0%	0 / 0%	0 / 0%	0 / 0%
N	0	0 / 0%	0 / 0%	0 / 0%	0 / 0%	0 / 0%	0 / 0%	0 / 0%
S	***	0 / 0%	0 / 0%	0 / 0%	0 / 0%	0 / 0%	0 / 0%	0 / 0%
T	\$4,700	\$4,700 / 100.00%	\$4,700 / 100.00%	0 / 0%	0 / 0%	0 / 0%	0 / 0%	0 / 0%
-TC	0	0 / 0%	0 / 0%	0 / 0%	0 / 0%	0 / 0%	0 / 0%	0 / 0%
	\$4,700	\$4,700 / 100.00%	\$4,700 / 100.00%	0 / 0%	0 / 0%	0 / 0%	0 / 0%	0 / 0%

813 - TEXAS COMMISSION ON THE ARTS - OTHER SERVICES UNADJUSTED GOAL IS 26%								
-I	0	0 / 0%	0 / 0%	0 / 0%	0 / 0%	0 / 0%	0 / 0%	0 / 0%
N	0	0 / 0%	0 / 0%	0 / 0%	0 / 0%	0 / 0%	0 / 0%	0 / 0%
S	***	0 / 0%	0 / 0%	0 / 0%	0 / 0%	0 / 0%	0 / 0%	0 / 0%
T	\$103,864	0 / 0%	0 / 0%	0 / 0%	0 / 0%	0 / 0%	0 / 0%	0 / 0%
-TC	0	0 / 0%	0 / 0%	0 / 0%	0 / 0%	0 / 0%	0 / 0%	0 / 0%
	\$103,864	0 / 0%	0 / 0%	0 / 0%	0 / 0%	0 / 0%	0 / 0%	0 / 0%

813 - TEXAS COMMISSION ON THE ARTS - COMMODITY PURCHASING UNADJUSTED GOAL IS 21.1%								
-I	0	0 / 0%	0 / 0%	0 / 0%	0 / 0%	0 / 0%	0 / 0%	0 / 0%
N	0	0 / 0%	0 / 0%	0 / 0%	0 / 0%	0 / 0%	0 / 0%	0 / 0%
S	***	0 / 0%	0 / 0%	0 / 0%	0 / 0%	0 / 0%	0 / 0%	0 / 0%
T	\$67,768	\$41,188 / 60.78%	0 / 0%	0 / 0%	\$386 / 0.57%	\$40,802 / 60.21%	0 / 0%	0 / 0%
-TC	0	0 / 0%	0 / 0%	0 / 0%	0 / 0%	0 / 0%	0 / 0%	0 / 0%
	\$67,768	\$41,188 / 60.78%	0 / 0%	0 / 0%	\$386 / 0.57%	\$40,802 / 60.21%	0 / 0%	0 / 0%

*** DOLLARS REPORTED BUT NOT SHOWN IN THESE COLUMNS. T=TREASURY, N=NON-TREASURY, S=SUBCONTRACTOR FUNDS & PROCUREMENT CARD HUB PURCHASES, TC=TERM CONTRACT, I= INTER GOVERNMENTAL PAYMENTS.



TEXAS HISTORICALLY UNDERUTILIZED BUSINESS (HUB) ANNUAL REPORT RECEIVED FOR FISCAL YEAR 2024

SECTION VII - STATE AGENCY EXPENDITURE DATA

RECORD TYPE	TOTAL EXPENDITURE	TOTAL SPENT WITH HUBS AMOUNT / %	BLACK AMOUNT / %	HISPANIC AMOUNT / %	WOMAN AMOUNT / %	ASIAN PACIFIC AMOUNT / %	NATIVE AMERICAN AMOUNT / %	SERVICE-DISABLED VETERAN AMOUNT / %
813 - TEXAS COMMISSION ON THE ARTS - Statewide Grand Total Expenditures								
-I	0	0 / 0%	0 / 0%	0 / 0%	0 / 0%	0 / 0%	0 / 0%	0 / 0%
N	0	0 / 0%	0 / 0%	0 / 0%	0 / 0%	0 / 0%	0 / 0%	0 / 0%
S	***	0 / 0%	0 / 0%	0 / 0%	0 / 0%	0 / 0%	0 / 0%	0 / 0%
T	\$176,332	\$45,888 / 26.02%	\$4,700 / 2.67%	0 / 0%	\$386 / 0.22%	\$40,802 / 23.14%	0 / 0%	0 / 0%
-TC	0	0 / 0%	0 / 0%	0 / 0%	0 / 0%	0 / 0%	0 / 0%	0 / 0%
	\$176,332	\$45,888 / 26.02%	\$4,700 / 2.67%	0 / 0%	\$386 / 0.22%	\$40,802 / 23.14%	0 / 0%	0 / 0%

*** DOLLARS REPORTED BUT NOT SHOWN IN THESE COLUMNS. T=TREASURY, N=NON-TREASURY, S=SUBCONTRACTOR FUNDS & PROCUREMENT CARD HUB PURCHASES, TC=TERM CONTRACT, I= INTER GOVERNMENTAL PAYMENTS.



TEXAS HISTORICALLY UNDERUTILIZED BUSINESS (HUB) ANNUAL REPORT RECEIVED FOR FISCAL YEAR 2024

SECTION VII - STATE AGENCY EXPENDITURE DATA

RECORD TYPE	TOTAL EXPENDITURE	TOTAL SPENT WITH HUBS AMOUNT / %	BLACK AMOUNT / %	HISPANIC AMOUNT / %	WOMAN AMOUNT / %	ASIAN PACIFIC AMOUNT / %	NATIVE AMERICAN AMOUNT / %	SERVICE-DISABLED VETERAN AMOUNT / %
902 - COMPTROLLER / FISCAL - HEAVY CONSTRUCTION UNADJUSTED GOAL IS 11.2%								
-I	0	0 / 0%	0 / 0%	0 / 0%	0 / 0%	0 / 0%	0 / 0%	0 / 0%
N	0	0 / 0%	0 / 0%	0 / 0%	0 / 0%	0 / 0%	0 / 0%	0 / 0%
S	***	0 / 0%	0 / 0%	0 / 0%	0 / 0%	0 / 0%	0 / 0%	0 / 0%
T	0	0 / 0%	0 / 0%	0 / 0%	0 / 0%	0 / 0%	0 / 0%	0 / 0%
-TC	0	0 / 0%	0 / 0%	0 / 0%	0 / 0%	0 / 0%	0 / 0%	0 / 0%
	0	0 / 0%	0 / 0%	0 / 0%	0 / 0%	0 / 0%	0 / 0%	0 / 0%
902 - COMPTROLLER / FISCAL - BUILDING CONSTRUCTION UNADJUSTED GOAL IS 21.1%								
-I	0	0 / 0%	0 / 0%	0 / 0%	0 / 0%	0 / 0%	0 / 0%	0 / 0%
N	0	0 / 0%	0 / 0%	0 / 0%	0 / 0%	0 / 0%	0 / 0%	0 / 0%
S	***	0 / 0%	0 / 0%	0 / 0%	0 / 0%	0 / 0%	0 / 0%	0 / 0%
T	0	0 / 0%	0 / 0%	0 / 0%	0 / 0%	0 / 0%	0 / 0%	0 / 0%
-TC	0	0 / 0%	0 / 0%	0 / 0%	0 / 0%	0 / 0%	0 / 0%	0 / 0%
	0	0 / 0%	0 / 0%	0 / 0%	0 / 0%	0 / 0%	0 / 0%	0 / 0%
902 - COMPTROLLER / FISCAL - SPECIAL TRADE UNADJUSTED GOAL IS 32.9%								
-I	0	0 / 0%	0 / 0%	0 / 0%	0 / 0%	0 / 0%	0 / 0%	0 / 0%
N	0	0 / 0%	0 / 0%	0 / 0%	0 / 0%	0 / 0%	0 / 0%	0 / 0%
S	***	0 / 0%	0 / 0%	0 / 0%	0 / 0%	0 / 0%	0 / 0%	0 / 0%
T	0	0 / 0%	0 / 0%	0 / 0%	0 / 0%	0 / 0%	0 / 0%	0 / 0%
-TC	0	0 / 0%	0 / 0%	0 / 0%	0 / 0%	0 / 0%	0 / 0%	0 / 0%
	0	0 / 0%	0 / 0%	0 / 0%	0 / 0%	0 / 0%	0 / 0%	0 / 0%

*** DOLLARS REPORTED BUT NOT SHOWN IN THESE COLUMNS. T=TREASURY, N=NON-TREASURY, S=SUBCONTRACTOR FUNDS & PROCUREMENT CARD HUB PURCHASES, TC=TERM CONTRACT, I= INTER GOVERNMENTAL PAYMENTS.



TEXAS HISTORICALLY UNDERUTILIZED BUSINESS (HUB) ANNUAL REPORT RECEIVED FOR FISCAL YEAR 2024

SECTION VII - STATE AGENCY EXPENDITURE DATA

RECORD TYPE	TOTAL EXPENDITURE	TOTAL SPENT WITH HUBS AMOUNT / %	BLACK AMOUNT / %	HISPANIC AMOUNT / %	WOMAN AMOUNT / %	ASIAN PACIFIC AMOUNT / %	NATIVE AMERICAN AMOUNT / %	SERVICE-DISABLED VETERAN AMOUNT / %
-------------	-------------------	----------------------------------	------------------	---------------------	------------------	--------------------------	----------------------------	-------------------------------------

902 - COMPTROLLER / FISCAL - PROFESSIONAL SERVICES UNADJUSTED GOAL IS 23.7%

-I	0	0 / 0%	0 / 0%	0 / 0%	0 / 0%	0 / 0%	0 / 0%	0 / 0%
N	0	0 / 0%	0 / 0%	0 / 0%	0 / 0%	0 / 0%	0 / 0%	0 / 0%
S	***	0 / 0%	0 / 0%	0 / 0%	0 / 0%	0 / 0%	0 / 0%	0 / 0%
T	\$7,784,377	\$95,800 / 1.23%	\$95,800 / 1.23%	0 / 0%	0 / 0%	0 / 0%	0 / 0%	0 / 0%
-TC	0	0 / 0%	0 / 0%	0 / 0%	0 / 0%	0 / 0%	0 / 0%	0 / 0%
	\$7,784,377	\$95,800 / 1.23%	\$95,800 / 1.23%	0 / 0%	0 / 0%	0 / 0%	0 / 0%	0 / 0%

902 - COMPTROLLER / FISCAL - OTHER SERVICES UNADJUSTED GOAL IS 26%

-I	0	0 / 0%	0 / 0%	0 / 0%	0 / 0%	0 / 0%	0 / 0%	0 / 0%
N	0	0 / 0%	0 / 0%	0 / 0%	0 / 0%	0 / 0%	0 / 0%	0 / 0%
S	***	0 / 0%	0 / 0%	0 / 0%	0 / 0%	0 / 0%	0 / 0%	0 / 0%
T	\$5,357,454	\$2,349,410 / 43.85%	\$7,429 / 0.14%	0 / 0%	\$483,184 / 9.02%	\$1,858,796 / 34.70%	0 / 0%	0 / 0%
-TC	0	0 / 0%	0 / 0%	0 / 0%	0 / 0%	0 / 0%	0 / 0%	0 / 0%
	\$5,357,454	\$2,349,410 / 43.85%	\$7,429 / 0.14%	0 / 0%	\$483,184 / 9.02%	\$1,858,796 / 34.70%	0 / 0%	0 / 0%

902 - COMPTROLLER / FISCAL - COMMODITY PURCHASING UNADJUSTED GOAL IS 21.1%

-I	0	0 / 0%	0 / 0%	0 / 0%	0 / 0%	0 / 0%	0 / 0%	0 / 0%
N	0	0 / 0%	0 / 0%	0 / 0%	0 / 0%	0 / 0%	0 / 0%	0 / 0%
S	***	0 / 0%	0 / 0%	0 / 0%	0 / 0%	0 / 0%	0 / 0%	0 / 0%
T	0	0 / 0%	0 / 0%	0 / 0%	0 / 0%	0 / 0%	0 / 0%	0 / 0%
-TC	0	0 / 0%	0 / 0%	0 / 0%	0 / 0%	0 / 0%	0 / 0%	0 / 0%
	0	0 / 0%	0 / 0%	0 / 0%	0 / 0%	0 / 0%	0 / 0%	0 / 0%

*** DOLLARS REPORTED BUT NOT SHOWN IN THESE COLUMNS. T=TREASURY, N=NON-TREASURY, S=SUBCONTRACTOR FUNDS & PROCUREMENT CARD HUB PURCHASES, TC=TERM CONTRACT, I= INTER GOVERNMENTAL PAYMENTS.



TEXAS HISTORICALLY UNDERUTILIZED BUSINESS (HUB) ANNUAL REPORT RECEIVED FOR FISCAL YEAR 2024

SECTION VII - STATE AGENCY EXPENDITURE DATA

RECORD TYPE	TOTAL EXPENDITURE	TOTAL SPENT WITH HUBS AMOUNT / %	BLACK AMOUNT / %	HISPANIC AMOUNT / %	WOMAN AMOUNT / %	ASIAN PACIFIC AMOUNT / %	NATIVE AMERICAN AMOUNT / %	SERVICE-DISABLED VETERAN AMOUNT / %
902 - COMPTROLLER / FISCAL - Statewide Grand Total Expenditures								
-I	0	0 / 0%	0 / 0%	0 / 0%	0 / 0%	0 / 0%	0 / 0%	0 / 0%
N	0	0 / 0%	0 / 0%	0 / 0%	0 / 0%	0 / 0%	0 / 0%	0 / 0%
S	***	0 / 0%	0 / 0%	0 / 0%	0 / 0%	0 / 0%	0 / 0%	0 / 0%
T	\$13,141,832	\$2,445,210 / 18.61%	\$103,229 / 0.79%	0 / 0%	\$483,184 / 3.68%	\$1,858,796 / 14.14%	0 / 0%	0 / 0%
-TC	0	0 / 0%	0 / 0%	0 / 0%	0 / 0%	0 / 0%	0 / 0%	0 / 0%
	\$13,141,832	\$2,445,210 / 18.61%	\$103,229 / 0.79%	0 / 0%	\$483,184 / 3.68%	\$1,858,796 / 14.14%	0 / 0%	0 / 0%

*** DOLLARS REPORTED BUT NOT SHOWN IN THESE COLUMNS. T=TREASURY, N=NON-TREASURY, S=SUBCONTRACTOR FUNDS & PROCUREMENT CARD HUB PURCHASES, TC=TERM CONTRACT, I= INTER GOVERNMENTAL PAYMENTS.



TEXAS HISTORICALLY UNDERUTILIZED BUSINESS (HUB) ANNUAL REPORT RECEIVED FOR FISCAL YEAR 2024

SECTION VII - STATE AGENCY EXPENDITURE DATA

RECORD TYPE	TOTAL EXPENDITURE	TOTAL SPENT WITH HUBS AMOUNT / %	BLACK AMOUNT / %	HISPANIC AMOUNT / %	WOMAN AMOUNT / %	ASIAN PACIFIC AMOUNT / %	NATIVE AMERICAN AMOUNT / %	SERVICE-DISABLED VETERAN AMOUNT / %
907 - STATE ENERGY CONSERVATION OFFICE - HEAVY CONSTRUCTION UNADJUSTED GOAL IS 11.2%								
-I	0	0 / 0%	0 / 0%	0 / 0%	0 / 0%	0 / 0%	0 / 0%	0 / 0%
N	0	0 / 0%	0 / 0%	0 / 0%	0 / 0%	0 / 0%	0 / 0%	0 / 0%
S	***	0 / 0%	0 / 0%	0 / 0%	0 / 0%	0 / 0%	0 / 0%	0 / 0%
T	0	0 / 0%	0 / 0%	0 / 0%	0 / 0%	0 / 0%	0 / 0%	0 / 0%
-TC	0	0 / 0%	0 / 0%	0 / 0%	0 / 0%	0 / 0%	0 / 0%	0 / 0%
	0	0 / 0%	0 / 0%	0 / 0%	0 / 0%	0 / 0%	0 / 0%	0 / 0%

907 - STATE ENERGY CONSERVATION OFFICE - BUILDING CONSTRUCTION UNADJUSTED GOAL IS 21.1%								
-I	0	0 / 0%	0 / 0%	0 / 0%	0 / 0%	0 / 0%	0 / 0%	0 / 0%
N	0	0 / 0%	0 / 0%	0 / 0%	0 / 0%	0 / 0%	0 / 0%	0 / 0%
S	***	0 / 0%	0 / 0%	0 / 0%	0 / 0%	0 / 0%	0 / 0%	0 / 0%
T	0	0 / 0%	0 / 0%	0 / 0%	0 / 0%	0 / 0%	0 / 0%	0 / 0%
-TC	0	0 / 0%	0 / 0%	0 / 0%	0 / 0%	0 / 0%	0 / 0%	0 / 0%
	0	0 / 0%	0 / 0%	0 / 0%	0 / 0%	0 / 0%	0 / 0%	0 / 0%

907 - STATE ENERGY CONSERVATION OFFICE - SPECIAL TRADE UNADJUSTED GOAL IS 32.9%								
-I	0	0 / 0%	0 / 0%	0 / 0%	0 / 0%	0 / 0%	0 / 0%	0 / 0%
N	0	0 / 0%	0 / 0%	0 / 0%	0 / 0%	0 / 0%	0 / 0%	0 / 0%
S	***	0 / 0%	0 / 0%	0 / 0%	0 / 0%	0 / 0%	0 / 0%	0 / 0%
T	0	0 / 0%	0 / 0%	0 / 0%	0 / 0%	0 / 0%	0 / 0%	0 / 0%
-TC	0	0 / 0%	0 / 0%	0 / 0%	0 / 0%	0 / 0%	0 / 0%	0 / 0%
	0	0 / 0%	0 / 0%	0 / 0%	0 / 0%	0 / 0%	0 / 0%	0 / 0%

*** DOLLARS REPORTED BUT NOT SHOWN IN THESE COLUMNS. T=TREASURY, N=NON-TREASURY, S=SUBCONTRACTOR FUNDS & PROCUREMENT CARD HUB PURCHASES, TC=TERM CONTRACT, I= INTER GOVERNMENTAL PAYMENTS.



TEXAS HISTORICALLY UNDERUTILIZED BUSINESS (HUB) ANNUAL REPORT RECEIVED FOR FISCAL YEAR 2024

SECTION VII - STATE AGENCY EXPENDITURE DATA

RECORD TYPE	TOTAL EXPENDITURE	TOTAL SPENT WITH HUBS AMOUNT / %	BLACK AMOUNT / %	HISPANIC AMOUNT / %	WOMAN AMOUNT / %	ASIAN PACIFIC AMOUNT / %	NATIVE AMERICAN AMOUNT / %	SERVICE-DISABLED VETERAN AMOUNT / %
907 - STATE ENERGY CONSERVATION OFFICE - PROFESSIONAL SERVICES UNADJUSTED GOAL IS 23.7%								
-I	0	0 / 0%	0 / 0%	0 / 0%	0 / 0%	0 / 0%	0 / 0%	0 / 0%
N	0	0 / 0%	0 / 0%	0 / 0%	0 / 0%	0 / 0%	0 / 0%	0 / 0%
S	***	0 / 0%	0 / 0%	0 / 0%	0 / 0%	0 / 0%	0 / 0%	0 / 0%
T	0	0 / 0%	0 / 0%	0 / 0%	0 / 0%	0 / 0%	0 / 0%	0 / 0%
-TC	0	0 / 0%	0 / 0%	0 / 0%	0 / 0%	0 / 0%	0 / 0%	0 / 0%
	0	0 / 0%	0 / 0%	0 / 0%	0 / 0%	0 / 0%	0 / 0%	0 / 0%

907 - STATE ENERGY CONSERVATION OFFICE - OTHER SERVICES UNADJUSTED GOAL IS 26%								
-I	0	0 / 0%	0 / 0%	0 / 0%	0 / 0%	0 / 0%	0 / 0%	0 / 0%
N	0	0 / 0%	0 / 0%	0 / 0%	0 / 0%	0 / 0%	0 / 0%	0 / 0%
S	***	0 / 0%	0 / 0%	0 / 0%	0 / 0%	0 / 0%	0 / 0%	0 / 0%
T	\$1,736,326	\$296,841 / 17.10%	0 / 0%	0 / 0%	0 / 0%	\$296,841 / 17.10%	0 / 0%	0 / 0%
-TC	0	0 / 0%	0 / 0%	0 / 0%	0 / 0%	0 / 0%	0 / 0%	0 / 0%
	\$1,736,326	\$296,841 / 17.10%	0 / 0%	0 / 0%	0 / 0%	\$296,841 / 17.10%	0 / 0%	0 / 0%

907 - STATE ENERGY CONSERVATION OFFICE - COMMODITY PURCHASING UNADJUSTED GOAL IS 21.1%								
-I	0	0 / 0%	0 / 0%	0 / 0%	0 / 0%	0 / 0%	0 / 0%	0 / 0%
N	0	0 / 0%	0 / 0%	0 / 0%	0 / 0%	0 / 0%	0 / 0%	0 / 0%
S	***	0 / 0%	0 / 0%	0 / 0%	0 / 0%	0 / 0%	0 / 0%	0 / 0%
T	\$9,052	0 / 0%	0 / 0%	0 / 0%	0 / 0%	0 / 0%	0 / 0%	0 / 0%
-TC	0	0 / 0%	0 / 0%	0 / 0%	0 / 0%	0 / 0%	0 / 0%	0 / 0%
	\$9,052	0 / 0%	0 / 0%	0 / 0%	0 / 0%	0 / 0%	0 / 0%	0 / 0%

*** DOLLARS REPORTED BUT NOT SHOWN IN THESE COLUMNS. T=TREASURY, N=NON-TREASURY, S=SUBCONTRACTOR FUNDS & PROCUREMENT CARD HUB PURCHASES, TC=TERM CONTRACT, I= INTER GOVERNMENTAL PAYMENTS.



TEXAS HISTORICALLY UNDERUTILIZED BUSINESS (HUB) ANNUAL REPORT RECEIVED FOR FISCAL YEAR 2024

SECTION VII - STATE AGENCY EXPENDITURE DATA

RECORD TYPE	TOTAL EXPENDITURE	TOTAL SPENT WITH HUBS AMOUNT / %	BLACK AMOUNT / %	HISPANIC AMOUNT / %	WOMAN AMOUNT / %	ASIAN PACIFIC AMOUNT / %	NATIVE AMERICAN AMOUNT / %	SERVICE-DISABLED VETERAN AMOUNT / %
907 - STATE ENERGY CONSERVATION OFFICE - Statewide Grand Total Expenditures								
-I	0	0 / 0%	0 / 0%	0 / 0%	0 / 0%	0 / 0%	0 / 0%	0 / 0%
N	0	0 / 0%	0 / 0%	0 / 0%	0 / 0%	0 / 0%	0 / 0%	0 / 0%
S	***	0 / 0%	0 / 0%	0 / 0%	0 / 0%	0 / 0%	0 / 0%	0 / 0%
T	\$1,745,379	\$296,841 / 17.01%	0 / 0%	0 / 0%	0 / 0%	\$296,841 / 17.01%	0 / 0%	0 / 0%
-TC	0	0 / 0%	0 / 0%	0 / 0%	0 / 0%	0 / 0%	0 / 0%	0 / 0%
	\$1,745,379	\$296,841 / 17.01%	0 / 0%	0 / 0%	0 / 0%	\$296,841 / 17.01%	0 / 0%	0 / 0%

*** DOLLARS REPORTED BUT NOT SHOWN IN THESE COLUMNS. T=TREASURY, N=NON-TREASURY, S=SUBCONTRACTOR FUNDS & PROCUREMENT CARD HUB PURCHASES, TC=TERM CONTRACT, I= INTER GOVERNMENTAL PAYMENTS.



TEXAS HISTORICALLY UNDERUTILIZED BUSINESS (HUB) ANNUAL REPORT RECEIVED FOR FISCAL YEAR 2024

SECTION VII - STATE AGENCY EXPENDITURE DATA

RECORD TYPE	TOTAL EXPENDITURE	TOTAL SPENT WITH HUBS AMOUNT / %	BLACK AMOUNT / %	HISPANIC AMOUNT / %	WOMAN AMOUNT / %	ASIAN PACIFIC AMOUNT / %	NATIVE AMERICAN AMOUNT / %	SERVICE-DISABLED VETERAN AMOUNT / %
908 - TEXAS BULLION DEPOSITORY (PT OF 902) - HEAVY CONSTRUCTION UNADJUSTED GOAL IS 11.2%								
-I	0	0 / 0%	0 / 0%	0 / 0%	0 / 0%	0 / 0%	0 / 0%	0 / 0%
N	0	0 / 0%	0 / 0%	0 / 0%	0 / 0%	0 / 0%	0 / 0%	0 / 0%
S	***	0 / 0%	0 / 0%	0 / 0%	0 / 0%	0 / 0%	0 / 0%	0 / 0%
T	0	0 / 0%	0 / 0%	0 / 0%	0 / 0%	0 / 0%	0 / 0%	0 / 0%
-TC	0	0 / 0%	0 / 0%	0 / 0%	0 / 0%	0 / 0%	0 / 0%	0 / 0%
	0	0 / 0%	0 / 0%	0 / 0%	0 / 0%	0 / 0%	0 / 0%	0 / 0%
908 - TEXAS BULLION DEPOSITORY (PT OF 902) - BUILDING CONSTRUCTION UNADJUSTED GOAL IS 21.1%								
-I	0	0 / 0%	0 / 0%	0 / 0%	0 / 0%	0 / 0%	0 / 0%	0 / 0%
N	0	0 / 0%	0 / 0%	0 / 0%	0 / 0%	0 / 0%	0 / 0%	0 / 0%
S	***	0 / 0%	0 / 0%	0 / 0%	0 / 0%	0 / 0%	0 / 0%	0 / 0%
T	0	0 / 0%	0 / 0%	0 / 0%	0 / 0%	0 / 0%	0 / 0%	0 / 0%
-TC	0	0 / 0%	0 / 0%	0 / 0%	0 / 0%	0 / 0%	0 / 0%	0 / 0%
	0	0 / 0%	0 / 0%	0 / 0%	0 / 0%	0 / 0%	0 / 0%	0 / 0%
908 - TEXAS BULLION DEPOSITORY (PT OF 902) - SPECIAL TRADE UNADJUSTED GOAL IS 32.9%								
-I	0	0 / 0%	0 / 0%	0 / 0%	0 / 0%	0 / 0%	0 / 0%	0 / 0%
N	0	0 / 0%	0 / 0%	0 / 0%	0 / 0%	0 / 0%	0 / 0%	0 / 0%
S	***	0 / 0%	0 / 0%	0 / 0%	0 / 0%	0 / 0%	0 / 0%	0 / 0%
T	0	0 / 0%	0 / 0%	0 / 0%	0 / 0%	0 / 0%	0 / 0%	0 / 0%
-TC	0	0 / 0%	0 / 0%	0 / 0%	0 / 0%	0 / 0%	0 / 0%	0 / 0%
	0	0 / 0%	0 / 0%	0 / 0%	0 / 0%	0 / 0%	0 / 0%	0 / 0%

*** DOLLARS REPORTED BUT NOT SHOWN IN THESE COLUMNS. T=TREASURY, N=NON-TREASURY, S=SUBCONTRACTOR FUNDS & PROCUREMENT CARD HUB PURCHASES, TC=TERM CONTRACT, I= INTER GOVERNMENTAL PAYMENTS.



TEXAS HISTORICALLY UNDERUTILIZED BUSINESS (HUB) ANNUAL REPORT RECEIVED FOR FISCAL YEAR 2024

SECTION VII - STATE AGENCY EXPENDITURE DATA

RECORD TYPE	TOTAL EXPENDITURE	TOTAL SPENT WITH HUBS AMOUNT / %	BLACK AMOUNT / %	HISPANIC AMOUNT / %	WOMAN AMOUNT / %	ASIAN PACIFIC AMOUNT / %	NATIVE AMERICAN AMOUNT / %	SERVICE-DISABLED VETERAN AMOUNT / %
908 - TEXAS BULLION DEPOSITORY (PT OF 902) - PROFESSIONAL SERVICES UNADJUSTED GOAL IS 23.7%								
-I	0	0 / 0%	0 / 0%	0 / 0%	0 / 0%	0 / 0%	0 / 0%	0 / 0%
N	0	0 / 0%	0 / 0%	0 / 0%	0 / 0%	0 / 0%	0 / 0%	0 / 0%
S	***	0 / 0%	0 / 0%	0 / 0%	0 / 0%	0 / 0%	0 / 0%	0 / 0%
T	0	0 / 0%	0 / 0%	0 / 0%	0 / 0%	0 / 0%	0 / 0%	0 / 0%
-TC	0	0 / 0%	0 / 0%	0 / 0%	0 / 0%	0 / 0%	0 / 0%	0 / 0%
	0	0 / 0%	0 / 0%	0 / 0%	0 / 0%	0 / 0%	0 / 0%	0 / 0%
908 - TEXAS BULLION DEPOSITORY (PT OF 902) - OTHER SERVICES UNADJUSTED GOAL IS 26%								
-I	0	0 / 0%	0 / 0%	0 / 0%	0 / 0%	0 / 0%	0 / 0%	0 / 0%
N	0	0 / 0%	0 / 0%	0 / 0%	0 / 0%	0 / 0%	0 / 0%	0 / 0%
S	***	0 / 0%	0 / 0%	0 / 0%	0 / 0%	0 / 0%	0 / 0%	0 / 0%
T	\$1,074,111	0 / 0%	0 / 0%	0 / 0%	0 / 0%	0 / 0%	0 / 0%	0 / 0%
-TC	0	0 / 0%	0 / 0%	0 / 0%	0 / 0%	0 / 0%	0 / 0%	0 / 0%
	\$1,074,111	0 / 0%	0 / 0%	0 / 0%	0 / 0%	0 / 0%	0 / 0%	0 / 0%
908 - TEXAS BULLION DEPOSITORY (PT OF 902) - COMMODITY PURCHASING UNADJUSTED GOAL IS 21.1%								
-I	0	0 / 0%	0 / 0%	0 / 0%	0 / 0%	0 / 0%	0 / 0%	0 / 0%
N	0	0 / 0%	0 / 0%	0 / 0%	0 / 0%	0 / 0%	0 / 0%	0 / 0%
S	***	0 / 0%	0 / 0%	0 / 0%	0 / 0%	0 / 0%	0 / 0%	0 / 0%
T	0	0 / 0%	0 / 0%	0 / 0%	0 / 0%	0 / 0%	0 / 0%	0 / 0%
-TC	0	0 / 0%	0 / 0%	0 / 0%	0 / 0%	0 / 0%	0 / 0%	0 / 0%
	0	0 / 0%	0 / 0%	0 / 0%	0 / 0%	0 / 0%	0 / 0%	0 / 0%

*** DOLLARS REPORTED BUT NOT SHOWN IN THESE COLUMNS. T=TREASURY, N=NON-TREASURY, S=SUBCONTRACTOR FUNDS & PROCUREMENT CARD HUB PURCHASES, TC=TERM CONTRACT, I= INTER GOVERNMENTAL PAYMENTS.



TEXAS HISTORICALLY UNDERUTILIZED BUSINESS (HUB) ANNUAL REPORT RECEIVED FOR FISCAL YEAR 2024

SECTION VII - STATE AGENCY EXPENDITURE DATA

RECORD TYPE	TOTAL EXPENDITURE	TOTAL SPENT WITH HUBS AMOUNT / %	BLACK AMOUNT / %	HISPANIC AMOUNT / %	WOMAN AMOUNT / %	ASIAN PACIFIC AMOUNT / %	NATIVE AMERICAN AMOUNT / %	SERVICE-DISABLED VETERAN AMOUNT / %
908 - TEXAS BULLION DEPOSITORY (PT OF 902) - Statewide Grand Total Expenditures								
-I	0	0 / 0%	0 / 0%	0 / 0%	0 / 0%	0 / 0%	0 / 0%	0 / 0%
N	0	0 / 0%	0 / 0%	0 / 0%	0 / 0%	0 / 0%	0 / 0%	0 / 0%
S	***	0 / 0%	0 / 0%	0 / 0%	0 / 0%	0 / 0%	0 / 0%	0 / 0%
T	\$1,074,111	0 / 0%	0 / 0%	0 / 0%	0 / 0%	0 / 0%	0 / 0%	0 / 0%
-TC	0	0 / 0%	0 / 0%	0 / 0%	0 / 0%	0 / 0%	0 / 0%	0 / 0%
	\$1,074,111	0 / 0%	0 / 0%	0 / 0%	0 / 0%	0 / 0%	0 / 0%	0 / 0%

*** DOLLARS REPORTED BUT NOT SHOWN IN THESE COLUMNS. T=TREASURY, N=NON-TREASURY, S=SUBCONTRACTOR FUNDS & PROCUREMENT CARD HUB PURCHASES, TC=TERM CONTRACT, I= INTER GOVERNMENTAL PAYMENTS.



TEXAS HISTORICALLY UNDERUTILIZED BUSINESS (HUB) ANNUAL REPORT RECEIVED FOR FISCAL YEAR 2024

SECTION VII - STATE AGENCY EXPENDITURE DATA

RECORD TYPE	TOTAL EXPENDITURE	TOTAL SPENT WITH HUBS AMOUNT / %	BLACK AMOUNT / %	HISPANIC AMOUNT / %	WOMAN AMOUNT / %	ASIAN PACIFIC AMOUNT / %	NATIVE AMERICAN AMOUNT / %	SERVICE-DISABLED VETERAN AMOUNT / %
-------------	-------------------	----------------------------------	------------------	---------------------	------------------	--------------------------	----------------------------	-------------------------------------

909 - TEXAS BROADBAND DEVELOPMENT OFFICE - HEAVY CONSTRUCTION UNADJUSTED GOAL IS 11.2%

-I	0	0 / 0%	0 / 0%	0 / 0%	0 / 0%	0 / 0%	0 / 0%	0 / 0%
N	0	0 / 0%	0 / 0%	0 / 0%	0 / 0%	0 / 0%	0 / 0%	0 / 0%
S	***	0 / 0%	0 / 0%	0 / 0%	0 / 0%	0 / 0%	0 / 0%	0 / 0%
T	0	0 / 0%	0 / 0%	0 / 0%	0 / 0%	0 / 0%	0 / 0%	0 / 0%
-TC	0	0 / 0%	0 / 0%	0 / 0%	0 / 0%	0 / 0%	0 / 0%	0 / 0%
	0	0 / 0%	0 / 0%	0 / 0%	0 / 0%	0 / 0%	0 / 0%	0 / 0%

909 - TEXAS BROADBAND DEVELOPMENT OFFICE - BUILDING CONSTRUCTION UNADJUSTED GOAL IS 21.1%

-I	0	0 / 0%	0 / 0%	0 / 0%	0 / 0%	0 / 0%	0 / 0%	0 / 0%
N	0	0 / 0%	0 / 0%	0 / 0%	0 / 0%	0 / 0%	0 / 0%	0 / 0%
S	***	0 / 0%	0 / 0%	0 / 0%	0 / 0%	0 / 0%	0 / 0%	0 / 0%
T	0	0 / 0%	0 / 0%	0 / 0%	0 / 0%	0 / 0%	0 / 0%	0 / 0%
-TC	0	0 / 0%	0 / 0%	0 / 0%	0 / 0%	0 / 0%	0 / 0%	0 / 0%
	0	0 / 0%	0 / 0%	0 / 0%	0 / 0%	0 / 0%	0 / 0%	0 / 0%

909 - TEXAS BROADBAND DEVELOPMENT OFFICE - SPECIAL TRADE UNADJUSTED GOAL IS 32.9%

-I	0	0 / 0%	0 / 0%	0 / 0%	0 / 0%	0 / 0%	0 / 0%	0 / 0%
N	0	0 / 0%	0 / 0%	0 / 0%	0 / 0%	0 / 0%	0 / 0%	0 / 0%
S	***	0 / 0%	0 / 0%	0 / 0%	0 / 0%	0 / 0%	0 / 0%	0 / 0%
T	0	0 / 0%	0 / 0%	0 / 0%	0 / 0%	0 / 0%	0 / 0%	0 / 0%
-TC	0	0 / 0%	0 / 0%	0 / 0%	0 / 0%	0 / 0%	0 / 0%	0 / 0%
	0	0 / 0%	0 / 0%	0 / 0%	0 / 0%	0 / 0%	0 / 0%	0 / 0%

*** DOLLARS REPORTED BUT NOT SHOWN IN THESE COLUMNS. T=TREASURY, N=NON-TREASURY, S=SUBCONTRACTOR FUNDS & PROCUREMENT CARD HUB PURCHASES, TC=TERM CONTRACT, I= INTER GOVERNMENTAL PAYMENTS.



TEXAS HISTORICALLY UNDERUTILIZED BUSINESS (HUB) ANNUAL REPORT RECEIVED FOR FISCAL YEAR 2024

SECTION VII - STATE AGENCY EXPENDITURE DATA

RECORD TYPE	TOTAL EXPENDITURE	TOTAL SPENT WITH HUBS AMOUNT / %	BLACK AMOUNT / %	HISPANIC AMOUNT / %	WOMAN AMOUNT / %	ASIAN PACIFIC AMOUNT / %	NATIVE AMERICAN AMOUNT / %	SERVICE-DISABLED VETERAN AMOUNT / %
909 - TEXAS BROADBAND DEVELOPMENT OFFICE - PROFESSIONAL SERVICES UNADJUSTED GOAL IS 23.7%								
-I	0	0 / 0%	0 / 0%	0 / 0%	0 / 0%	0 / 0%	0 / 0%	0 / 0%
N	0	0 / 0%	0 / 0%	0 / 0%	0 / 0%	0 / 0%	0 / 0%	0 / 0%
S	***	0 / 0%	0 / 0%	0 / 0%	0 / 0%	0 / 0%	0 / 0%	0 / 0%
T	0	0 / 0%	0 / 0%	0 / 0%	0 / 0%	0 / 0%	0 / 0%	0 / 0%
-TC	0	0 / 0%	0 / 0%	0 / 0%	0 / 0%	0 / 0%	0 / 0%	0 / 0%
	0	0 / 0%	0 / 0%	0 / 0%	0 / 0%	0 / 0%	0 / 0%	0 / 0%

909 - TEXAS BROADBAND DEVELOPMENT OFFICE - OTHER SERVICES UNADJUSTED GOAL IS 26%								
-I	0	0 / 0%	0 / 0%	0 / 0%	0 / 0%	0 / 0%	0 / 0%	0 / 0%
N	0	0 / 0%	0 / 0%	0 / 0%	0 / 0%	0 / 0%	0 / 0%	0 / 0%
S	***	0 / 0%	0 / 0%	0 / 0%	0 / 0%	0 / 0%	0 / 0%	0 / 0%
T	\$4,941,762	\$759,234 / 15.36%	\$816 / 0.02%	0 / 0%	0 / 0%	\$758,418 / 15.35%	0 / 0%	0 / 0%
-TC	0	0 / 0%	0 / 0%	0 / 0%	0 / 0%	0 / 0%	0 / 0%	0 / 0%
	\$4,941,762	\$759,234 / 15.36%	\$816 / 0.02%	0 / 0%	0 / 0%	\$758,418 / 15.35%	0 / 0%	0 / 0%

909 - TEXAS BROADBAND DEVELOPMENT OFFICE - COMMODITY PURCHASING UNADJUSTED GOAL IS 21.1%								
-I	0	0 / 0%	0 / 0%	0 / 0%	0 / 0%	0 / 0%	0 / 0%	0 / 0%
N	0	0 / 0%	0 / 0%	0 / 0%	0 / 0%	0 / 0%	0 / 0%	0 / 0%
S	***	0 / 0%	0 / 0%	0 / 0%	0 / 0%	0 / 0%	0 / 0%	0 / 0%
T	0	0 / 0%	0 / 0%	0 / 0%	0 / 0%	0 / 0%	0 / 0%	0 / 0%
-TC	0	0 / 0%	0 / 0%	0 / 0%	0 / 0%	0 / 0%	0 / 0%	0 / 0%
	0	0 / 0%	0 / 0%	0 / 0%	0 / 0%	0 / 0%	0 / 0%	0 / 0%

*** DOLLARS REPORTED BUT NOT SHOWN IN THESE COLUMNS. T=TREASURY, N=NON-TREASURY, S=SUBCONTRACTOR FUNDS & PROCUREMENT CARD HUB PURCHASES, TC=TERM CONTRACT, I= INTER GOVERNMENTAL PAYMENTS.



TEXAS HISTORICALLY UNDERUTILIZED BUSINESS (HUB) ANNUAL REPORT RECEIVED FOR FISCAL YEAR 2024

SECTION VII - STATE AGENCY EXPENDITURE DATA

RECORD TYPE	TOTAL EXPENDITURE	TOTAL SPENT WITH HUBS AMOUNT / %	BLACK AMOUNT / %	HISPANIC AMOUNT / %	WOMAN AMOUNT / %	ASIAN PACIFIC AMOUNT / %	NATIVE AMERICAN AMOUNT / %	SERVICE-DISABLED VETERAN AMOUNT / %
909 - TEXAS BROADBAND DEVELOPMENT OFFICE - Statewide Grand Total Expenditures								
-I	0	0 / 0%	0 / 0%	0 / 0%	0 / 0%	0 / 0%	0 / 0%	0 / 0%
N	0	0 / 0%	0 / 0%	0 / 0%	0 / 0%	0 / 0%	0 / 0%	0 / 0%
S	***	0 / 0%	0 / 0%	0 / 0%	0 / 0%	0 / 0%	0 / 0%	0 / 0%
T	\$4,941,762	\$759,234 / 15.36%	\$816 / 0.02%	0 / 0%	0 / 0%	\$758,418 / 15.35%	0 / 0%	0 / 0%
-TC	0	0 / 0%	0 / 0%	0 / 0%	0 / 0%	0 / 0%	0 / 0%	0 / 0%
	\$4,941,762	\$759,234 / 15.36%	\$816 / 0.02%	0 / 0%	0 / 0%	\$758,418 / 15.35%	0 / 0%	0 / 0%

*** DOLLARS REPORTED BUT NOT SHOWN IN THESE COLUMNS. T=TREASURY, N=NON-TREASURY, S=SUBCONTRACTOR FUNDS & PROCUREMENT CARD HUB PURCHASES, TC=TERM CONTRACT, I= INTER GOVERNMENTAL PAYMENTS.

SECTION VIII - STATE AGENCY SUPPLEMENTAL REPORTS

- **NUMBER OF BUSINESSES PARTICIPATING IN STATE BOND ISSUANCES**

FISCAL YEAR 2024 ANNUAL HUB REPORT

TOTAL NUMBER OF BUSINESSES PARTICIPATING IN STATE BOND ISSUANCES

AGENCY #	AGENCY NAME	AS		BL		HI		AI		WO	DV	HUB TOTAL	GRAND TOTAL*
		M	F	M	F	M	F	M	F	F	M		
305	GENERAL LAND OFFICE	0	0	0	0	0	0	0	0	0	0	0	2
332	TX DEPT OF HOUSING & COMM AFFAIRS	0	0	0	0	0	0	0	0	0	0	0	20
347	TEXAS PUBLIC FINANCE AUTHORITY	0	0	0	0	0	0	0	0	0	0	0	12
601	TEXAS DEPARTMENT OF TRANSPORTATION	0	0	0	0	1	1	0	0	0	0	2	31
710	THE TEXAS A&M UNIVERSITY SYSTEM	0	0	0	0	0	0	0	0	0	0	0	14
720	UNIVERSITY OF TEXAS SYSTEM	0	0	1	0	0	0	0	0	1	1	3	16
734	LAMAR UNIVERSITY - BEAUMONT	0	0	0	0	8	0	0	0	2	0	10	10
758	TEXAS STATE UNIVERSITY SYSTEM	0	0	0	0	1	0	0	0	0	1	2	5
TOTAL BOND ISSUANCES:												110	

* Total number of Bond Issuances to HUBs and Non-HUBs

Per Texas Gov't Code, Chapter 1232, the Texas Public Finance Authority (TPFA) has the exclusive authority to act on behalf of other entities (client agencies) issuing bonds on their behalf. A list of the client agencies the TPFA is authorized to issue bonds on their behalf is available on TPFA's website at <http://www.tpfa.state.tx.us/bonds>.

Legend: AS = Asian Pacific American; BL = Black American; HI = Hispanic American; AI = Native American; WO = American Woman; DV = Service-Disabled Veteran;

- **NUMBER OF CONTRACTS AWARDED**



FISCAL YEAR 2024 ANNUAL HUB REPORT

TOTAL NUMBER OF COMPETITIVE AND NON-COMPETITIVE CONTRACTS AWARDED

AGENCY #	AGENCY NAME	AS		BL		HI		AI		WO	DV	HUB TOTAL	NON HUB	GRAND TOTAL
		M	F	M	F	M	F	M	F	F	M			
212	OFFICE OF COURT ADMINISTRATION	0	10	0	0	0	0	1	0	3	0	14	101	979
	Non-Competitive Contracts**	0	8	0	0	0	0	0	0	95	0	103	761	
221	FIRST COURT OF APPEALS	0	0	0	0	0	0	0	0	0	0	0	0	0
	Non-Competitive Contracts**	0	0	0	0	0	0	0	0	0	0	0	0	
230	COURT OF APPEALS - TENTH COURT	0	0	0	0	0	0	0	0	0	0	0	0	7
	Non-Competitive Contracts**	0	1	1	0	0	1	0	0	4	0	7	0	
231	COURT OF APPEALS - ELEVENTH COURT	0	0	0	0	0	0	0	0	0	0	0	0	1
	Non-Competitive Contracts**	0	0	0	0	0	0	0	0	1	0	1	0	
234	COURT OF APPEALS -FOURTEENTH COURT	0	0	0	0	0	0	0	0	0	0	0	0	0
	Non-Competitive Contracts**	0	0	0	0	0	0	0	0	0	0	0	0	
302	OFFICE OF THE ATTORNEY GENERAL	0	0	1	3	0	1	0	0	7	0	12	0	12
	Non-Competitive Contracts**	0	0	0	0	0	0	0	0	0	0	0	0	
304	COMPROLLER OF PUBLIC ACCOUNTS	4	0	1	0	2	0	0	0	4	0	11	91	102
	Non-Competitive Contracts**	0	0	0	0	0	0	0	0	0	0	0	0	
305	GENERAL LAND OFFICE	2	0	0	2	2	0	0	0	25	0	31	59	2,328
	Non-Competitive Contracts**	4	41	3	5	17	9	0	0	91	20	190	2,048	
306	TEXAS STATE LIBRARY & ARCHIVES COMM	1	0	0	1	0	0	0	0	4	0	6	6	467
	Non-Competitive Contracts**	2	1	1	4	2	1	1	0	43	0	55	400	
307	SECRETARY OF STATE	4	31	1	4	8	4	0	0	85	0	137	249	420
	Non-Competitive Contracts**	0	0	0	0	0	0	0	0	2	0	2	32	

*Total number of Competitive and Non-Competitive Contracts awarded to HUBs and Non-HUBs.

**Non-Competitive contracts include contracts \$10,000 or less.



FISCAL YEAR 2024 ANNUAL HUB REPORT

TOTAL NUMBER OF COMPETITIVE AND NON-COMPETITIVE CONTRACTS AWARDED

AGENCY #	AGENCY NAME	AS		BL		HI		AI		WO	DV	HUB TOTAL	NON HUB	GRAND TOTAL
		M	F	M	F	M	F	M	F	F	M			
308	STATE AUDITOR'S OFFICE	1	0	4	2	2	8	0	0	50	5	72	0	86
	Non-Competitive Contracts**	0	8	0	0	2	0	0	0	4	0	14	0	
312	STATE SECURITIES BOARD	0	0	0	0	1	0	0	0	1	0	2	1	218
	Non-Competitive Contracts**	4	15	2	0	0	0	0	0	31	2	54	161	
313	DEPARTMENT OF INFORMATION RESOURCES	11	10	7	4	11	3	0	0	27	0	73	102	435
	Non-Competitive Contracts**	1	20	15	4	1	0	0	0	46	0	87	173	
320	TEXAS WORKFORCE COMMISSION	0	3	2	0	4	0	1	0	7	0	17	0	21
	Non-Competitive Contracts**	1	0	1	0	1	0	0	0	1	0	4	0	
323	TEACHER RETIREMENT SYSTEM OF TEXAS	0	5	2	2	1	1	0	0	4	0	15	32	104
	Non-Competitive Contracts**	8	8	1	0	2	3	0	0	29	6	57	0	
327	EMPLOYEES RETIREMENT SYSTEM	0	0	0	0	0	0	0	0	0	0	0	0	4
	Non-Competitive Contracts**	0	0	0	0	0	0	0	0	0	0	0	4	
329	REAL ESTATE COMMISSION	1	0	3	5	1	0	0	0	3	0	13	4	289
	Non-Competitive Contracts**	1	8	5	6	4	1	0	0	17	0	42	230	
332	TX DEPT OF HOUSING & COMM AFFAIRS	11	0	5	1	1	1	0	0	14	0	33	14	720
	Non-Competitive Contracts**	2	28	4	3	1	8	1	0	201	0	248	425	
347	TEXAS PUBLIC FINANCE AUTHORITY	0	2	0	2	1	0	0	0	0	0	5	1	30
	Non-Competitive Contracts**	0	0	0	0	0	0	0	0	2	0	2	22	
356	TEXAS ETHICS COMMISSION	1	1	2	0	1	1	0	0	5	0	11	8	30
	Non-Competitive Contracts**	0	1	0	0	0	0	0	0	1	0	2	9	

*Total number of Competitive and Non-Competitive Contracts awarded to HUBs and Non-HUBs.

**Non-Competitive contracts include contracts \$10,000 or less.



FISCAL YEAR 2024 ANNUAL HUB REPORT

TOTAL NUMBER OF COMPETITIVE AND NON-COMPETITIVE CONTRACTS AWARDED

AGENCY #	AGENCY NAME	AS		BL		HI		AI		WO	DV	HUB TOTAL	NON HUB	GRAND TOTAL
		M	F	M	F	M	F	M	F	F	M			
360	STATE OFC OF ADMINISTRATIVE HEARINGS	2	0	2	1	0	0	0	0	5	0	10	0	175
	Non-Competitive Contracts**	2	13	2	0	2	2	0	0	24	0	45	120	
362	TEXAS LOTTERY COMMISSION	1	1	0	1	1	0	0	0	22	0	26	13	334
	Non-Competitive Contracts**	0	25	1	1	9	2	0	0	54	0	92	203	
401	TEXAS MILITARY DEPARTMENT	2	7	2	1	5	3	0	1	101	0	122	222	3,833
	Non-Competitive Contracts**	11	25	0	0	16	18	1	0	253	0	324	3,165	
405	DEPARTMENT OF PUBLIC SAFETY	4	3	17	5	9	12	0	1	34	6	91	0	118
	Non-Competitive Contracts**	2	5	1	2	2	1	0	0	13	1	27	0	
409	COMMISSION ON JAIL STANDARDS	0	0	0	0	0	0	0	0	0	0	0	0	55
	Non-Competitive Contracts**	0	4	0	0	0	1	0	0	8	1	14	41	
448	OFFICE OF INJURED EMPLOYEE COUNSEL	1	1	0	0	0	0	0	0	2	0	4	1	58
	Non-Competitive Contracts**	0	7	0	0	0	0	0	0	5	0	12	41	
451	DEPARTMENT OF BANKING	0	1	0	0	1	0	0	0	0	0	2	1	147
	Non-Competitive Contracts**	0	18	0	0	1	3	0	0	19	0	41	103	
452	TX DEPT OF LICENSING & REGULATION	2	1	1	1	0	0	0	0	7	0	12	12	841
	Non-Competitive Contracts**	11	5	4	0	5	2	1	0	77	0	105	712	
454	TEXAS DEPARTMENT OF INSURANCE	19	7	0	5	0	2	4	0	30	0	67	86	1,068
	Non-Competitive Contracts**	19	45	0	3	1	0	0	0	53	0	121	794	
455	RAILROAD COMMISSION OF TEXAS	11	0	16	4	5	4	2	2	25	0	69	56	2,017
	Non-Competitive Contracts**	29	101	54	11	13	9	2	2	205	1	427	1,465	

*Total number of Competitive and Non-Competitive Contracts awarded to HUBs and Non-HUBs.

**Non-Competitive contracts include contracts \$10,000 or less.



FISCAL YEAR 2024 ANNUAL HUB REPORT

TOTAL NUMBER OF COMPETITIVE AND NON-COMPETITIVE CONTRACTS AWARDED

AGENCY #	AGENCY NAME	AS		BL		HI		AI		WO	DV	HUB TOTAL	NON HUB	GRAND TOTAL
		M	F	M	F	M	F	M	F	F	M			
457	STATE BOARD OF PUBLIC ACCOUNTANCY	0	0	0	0	1	0	0	0	2	0	3	4	138
	Non-Competitive Contracts**	2	5	4	0	6	0	0	0	17	0	34	97	
458	ALCOHOLIC BEVERAGE COMMISSION	0	0	0	0	0	0	0	0	0	1	1	1	38
	Non-Competitive Contracts**	0	2	0	0	1	0	0	0	0	1	4	32	
459	TX BOARD OF ARCHITECTURAL EXAMINERS	0	0	0	0	2	0	0	0	0	0	2	0	28
	Non-Competitive Contracts**	0	0	0	0	1	0	0	2	4	0	7	19	
460	TEXAS BD OF PROF ENGINEERS & LAND SU	0	1	1	0	1	2	0	0	7	0	12	0	12
	Non-Competitive Contracts**	0	0	0	0	0	0	0	0	0	0	0	0	
473	PUBLIC UTILITY COMMISSION OF TEXAS	0	0	0	0	0	0	0	0	0	0	0	4	63
	Non-Competitive Contracts**	1	5	1	0	0	7	0	0	45	0	59	0	
475	OFFICE OF PUBLIC UTILITY COUNSEL	0	0	0	0	0	0	0	0	0	0	0	0	0
	Non-Competitive Contracts**	0	0	0	0	0	0	0	0	0	0	0	0	
477	COMM/STATE EMERGENCY COMMUNICATION	2	5	0	0	3	1	0	0	4	6	21	25	155
	Non-Competitive Contracts**	1	1	0	0	1	2	0	0	6	2	13	96	
479	STATE OFFICE OF RISK MANAGEMENT	0	0	1	0	0	0	0	0	0	0	1	0	3
	Non-Competitive Contracts**	1	1	0	0	0	0	0	0	0	0	2	0	
503	TEXAS MEDICAL BOARD	0	0	0	0	0	0	0	0	0	0	0	0	0
	Non-Competitive Contracts**	0	0	0	0	0	0	0	0	0	0	0	0	
506	UT MD ANDERSON CANCER CENTER	4	0	0	1	2	1	0	0	3	0	11	154	98,637
	Non-Competitive Contracts**	35	104	549	18	148	80	0	1	3,600	1	4,536	93,936	

*Total number of Competitive and Non-Competitive Contracts awarded to HUBs and Non-HUBs.

**Non-Competitive contracts include contracts \$10,000 or less.



FISCAL YEAR 2024 ANNUAL HUB REPORT

TOTAL NUMBER OF COMPETITIVE AND NON-COMPETITIVE CONTRACTS AWARDED

AGENCY #	AGENCY NAME	AS		BL		HI		AI		WO	DV	HUB TOTAL	NON HUB	GRAND TOTAL
		M	F	M	F	M	F	M	F	F	M			
510	TEXAS BEHAVIORAL HEALTH EXECUTIVE CO	0	7	0	0	0	0	0	0	15	0	22	35	57
	Non-Competitive Contracts**	0	0	0	0	0	0	0	0	0	0	0	0	
515	TEXAS STATE BOARD OF PHARMACY	0	0	0	0	0	0	0	0	0	0	0	0	236
	Non-Competitive Contracts**	1	7	1	0	0	1	0	0	13	0	23	213	
529	HEALTH & HUMAN SERVICES COMMISSION	7	0	15	3	11	14	2	0	44	3	99	330	1,291
	Non-Competitive Contracts**	24	10	14	14	28	20	3	0	86	2	201	661	
530	DEPT FAMILY AND PROTECTIVE SERVICES	3	0	3	2	1	0	0	0	8	0	17	34	256
	Non-Competitive Contracts**	17	10	6	13	3	3	2	0	24	1	79	126	
533	EXEC CNCL OF PHYSICAL & OCC THERAPY	0	0	0	0	0	0	0	0	0	0	0	0	0
	Non-Competitive Contracts**	0	0	0	0	0	0	0	0	0	0	0	0	
537	DEPARTMENT OF STATE HEALTH SERVICES	3	0	3	1	4	0	0	0	14	1	26	66	419
	Non-Competitive Contracts**	12	5	6	3	12	6	1	0	38	0	83	244	
551	DEPARTMENT OF AGRICULTURE	1	1	1	0	3	0	0	0	17	0	23	7	2,873
	Non-Competitive Contracts**	8	47	16	6	9	2	0	0	139	1	228	2,615	
554	TEXAS ANIMAL HEALTH COMMISSION	0	0	0	0	0	0	0	0	0	0	0	0	0
	Non-Competitive Contracts**	0	0	0	0	0	0	0	0	0	0	0	0	
555	TEXAS A&M AGRILIFE EXTENSION SERVICE	0	2	0	0	1	0	0	0	5	0	8	58	124
	Non-Competitive Contracts**	0	0	1	0	16	2	0	0	0	0	19	39	
556	TEXAS A&M AGRILIFE RESEARCH	0	1	7	0	6	1	0	0	7	0	22	159	353
	Non-Competitive Contracts**	0	0	8	0	1	5	0	0	0	0	14	158	

*Total number of Competitive and Non-Competitive Contracts awarded to HUBs and Non-HUBs.

**Non-Competitive contracts include contracts \$10,000 or less.



FISCAL YEAR 2024 ANNUAL HUB REPORT

TOTAL NUMBER OF COMPETITIVE AND NON-COMPETITIVE CONTRACTS AWARDED

AGENCY #	AGENCY NAME	AS		BL		HI		AI		WO	DV	HUB TOTAL	NON HUB	GRAND TOTAL
		M	F	M	F	M	F	M	F	F	M			
557	TX A&M VETERINARY MED DIAGNOSTIC LAB	0	0	0	0	0	0	0	0	0	0	0	15	44
	Non-Competitive Contracts**	0	0	1	0	0	0	0	0	0	0	1	28	
575	TEXAS DIVISION OF EMERGENCY MANAGEME	0	3	116	0	3	1	0	0	60	0	183	255	662
	Non-Competitive Contracts**	5	0	0	0	0	2	0	0	7	0	14	210	
576	TEXAS A&M FOREST SERVICE	0	0	1	1	1	0	0	0	2	0	5	40	14,608
	Non-Competitive Contracts**	0	46	324	11	56	5	0	0	1,513	11	1,966	12,597	
580	TEXAS WATER DEVELOPMENT BOARD	0	0	0	0	0	0	0	0	0	0	0	0	0
	Non-Competitive Contracts**	0	0	0	0	0	0	0	0	0	0	0	0	
582	TEXAS COMM ON ENVIRONMENTAL QUALITY	3	1	1	1	3	1	0	0	17	0	27	24	352
	Non-Competitive Contracts**	26	28	9	18	9	5	0	0	184	0	279	22	
592	SOIL & WATER CONSERVATION BOARD	4	2	0	0	0	0	0	0	17	0	23	0	23
	Non-Competitive Contracts**	0	0	0	0	0	0	0	0	0	0	0	0	
601	TEXAS DEPARTMENT OF TRANSPORTATION	223	22	62	38	406	82	4	8	38	14	897	17,401	30,384
	Non-Competitive Contracts**	179	1	36	25	293	62	2	4	1,339	14	1,955	10,131	
644	TEXAS JUVENILE JUSTICE DEPT	31	8	14	8	40	5	0	0	1,087	31	1,224	73	6,746
	Non-Competitive Contracts**	24	3	4	5	7	1	0	0	193	0	237	5,212	
696	TEXAS DEPT OF CRIMINAL JUSTICE	51	20	28	12	104	9	30	0	1,023	21	1,298	5,947	31,016
	Non-Competitive Contracts**	57	28	41	15	122	17	34	1	5,846	10	6,171	17,600	
708	TEXAS A&M SYSTEM SHARED SERVICE CTR	0	11	8	0	5	0	0	0	9	0	33	61	413
	Non-Competitive Contracts**	0	3	53	0	70	4	0	0	29	0	159	160	

*Total number of Competitive and Non-Competitive Contracts awarded to HUBs and Non-HUBs.

**Non-Competitive contracts include contracts \$10,000 or less.



FISCAL YEAR 2024 ANNUAL HUB REPORT

TOTAL NUMBER OF COMPETITIVE AND NON-COMPETITIVE CONTRACTS AWARDED

AGENCY #	AGENCY NAME	AS		BL		HI		AI		WO	DV	HUB TOTAL	NON HUB	GRAND TOTAL
		M	F	M	F	M	F	M	F	F	M			
709	TEXAS A&M HEALTH SCIENCE CENTER	0	4	3	0	1	3	0	0	25	1	37	294	75,630
	Non-Competitive Contracts**	44	7	2,897	2	3,392	2,967	0	0	1,063	16	10,388	64,911	
710	THE TEXAS A&M UNIVERSITY SYSTEM	1	8	21	1	19	16	1	0	108	2	177	206	697
	Non-Competitive Contracts**	0	1	51	0	157	3	0	0	15	0	227	87	
711	TEXAS A & M UNIVERSITY (MAIN UNIV)	4	3	62	0	20	17	0	0	55	4	165	662	126,029
	Non-Competitive Contracts**	53	92	6,982	75	5,873	3,148	0	1	3,821	180	20,225	#####	
712	TEXAS A&M ENGINEERING EXPERIMENT STA	14	11	738	0	148	657	0	0	195	3	1,766	278	4,272
	Non-Competitive Contracts**	5	1	1	0	0	0	0	0	24	0	31	2,197	
713	TARLETON STATE UNIVERSITY	12	21	765	3	14	82	8	11	494	0	1,410	2,957	4,395
	Non-Competitive Contracts**	0	0	7	0	0	2	0	0	3	0	12	16	
714	UNIVERSITY OF TEXAS AT ARLINGTON	0	0	0	1	1	5	0	0	7	0	14	65	569
	Non-Competitive Contracts**	0	8	14	0	1	3	1	0	16	0	43	447	
716	TEXAS A&M ENGINEERING EXTENSION SERV	0	0	12	1	2	0	0	0	4	0	19	117	4,796
	Non-Competitive Contracts**	3	7	102	2	62	25	1	0	799	14	1,015	3,645	
718	TEXAS A & M UNIVERSITY AT GALVESTON	0	0	0	0	0	0	0	0	1	0	1	14	5,864
	Non-Competitive Contracts**	25	0	270	0	465	25	0	0	227	1	1,013	4,836	
719	TEXAS STATE TECHNICAL COLLEGE	0	0	0	0	1	0	0	0	0	0	1	2	67
	Non-Competitive Contracts**	0	0	0	1	0	0	0	0	3	0	4	60	
720	UNIVERSITY OF TEXAS SYSTEM	0	0	1	0	1	0	0	0	9	1	12	63	82
	Non-Competitive Contracts**	0	0	0	0	0	0	0	0	0	0	0	7	

*Total number of Competitive and Non-Competitive Contracts awarded to HUBs and Non-HUBs.

**Non-Competitive contracts include contracts \$10,000 or less.



FISCAL YEAR 2024 ANNUAL HUB REPORT

TOTAL NUMBER OF COMPETITIVE AND NON-COMPETITIVE CONTRACTS AWARDED

AGENCY #	AGENCY NAME	AS		BL		HI		AI		WO	DV	HUB TOTAL	NON HUB	GRAND TOTAL
		M	F	M	F	M	F	M	F	F	M			
721	UNIVERSITY OF TEXAS AT AUSTIN	1	6	9	0	12	10	0	0	51	2	91	1,693	40,891
	Non-Competitive Contracts**	45	22	44	8	346	584	3	1	819	19	1,891	37,216	
723	UNIVERSITY OF TEXAS MEDICAL BRANCH	0	0	0	0	3	0	0	0	0	0	3	26	29
	Non-Competitive Contracts**	0	0	0	0	0	0	0	0	0	0	0	0	
724	UNIVERSITY OF TEXAS AT EL PASO	0	0	0	0	0	0	0	0	0	0	0	0	20,575
	Non-Competitive Contracts**	91	0	130	0	7,982	4,882	2	0	871	2	13,960	6,615	
727	TEXAS A&M TRANSPORTATION INSTITUTE	1	6	82	100	49	14	0	0	119	0	371	86	776
	Non-Competitive Contracts**	4	0	0	0	0	1	0	0	9	0	14	305	
729	UT SOUTHWESTERN MEDICAL CENTER	0	0	2	0	2	0	1	0	2	0	7	82	89
	Non-Competitive Contracts**	0	0	0	0	0	0	0	0	0	0	0	0	
730	UNIVERSITY OF HOUSTON	1	0	0	0	1	0	0	0	2	0	4	69	73
	Non-Competitive Contracts**	0	0	0	0	0	0	0	0	0	0	0	0	
731	TEXAS WOMAN'S UNIVERSITY	0	0	0	0	0	0	0	0	0	0	0	9	9
	Non-Competitive Contracts**	0	0	0	0	0	0	0	0	0	0	0	0	
733	TEXAS TECH UNIVERSITY	96	97	6,731	61	88	3,846	60	0	962	0	11,941	7,260	34,445
	Non-Competitive Contracts**	12	1	21	0	32	243	5	0	158	0	472	14,772	
734	LAMAR UNIVERSITY - BEAUMONT	1	0	1	1	8	0	0	0	9	0	20	0	20
	Non-Competitive Contracts**	0	0	0	0	0	0	0	0	0	0	0	0	
735	MIDWESTERN STATE UNIVERSITY	0	0	0	1	1	0	0	0	3	1	6	18	1,145
	Non-Competitive Contracts**	0	3	13	25	2	0	0	0	80	3	126	995	

*Total number of Competitive and Non-Competitive Contracts awarded to HUBs and Non-HUBs.

**Non-Competitive contracts include contracts \$10,000 or less.



FISCAL YEAR 2024 ANNUAL HUB REPORT

TOTAL NUMBER OF COMPETITIVE AND NON-COMPETITIVE CONTRACTS AWARDED

AGENCY #	AGENCY NAME	AS		BL		HI		AI		WO	DV	HUB TOTAL	NON HUB	GRAND TOTAL
		M	F	M	F	M	F	M	F	F	M			
737	ANGELO STATE UNIVERSITY	0	0	1	0	1	3	0	0	12	0	17	64	4,786
	Non-Competitive Contracts**	28	144	184	44	48	57	0	0	807	0	1,312	3,393	
738	UNIVERSITY OF TEXAS AT DALLAS	11	6	16	10	19	11	10	4	30	4	121	186	307
	Non-Competitive Contracts**	0	0	0	0	0	0	0	0	0	0	0	0	
739	TX TECH UNIV HEALTH SCIENCES CENTER	0	0	0	0	0	0	0	0	0	0	0	0	0
	Non-Competitive Contracts**	0	0	0	0	0	0	0	0	0	0	0	0	
742	UNIV OF TEX OF THE PERMIAN BASIN	0	0	0	0	1	0	0	0	0	0	1	4	5
	Non-Competitive Contracts**	0	0	0	0	0	0	0	0	0	0	0	0	
743	UNIVERSITY OF TEXAS AT SAN ANTONIO	1	0	12	3	13	41	0	0	48	3	121	462	8,402
	Non-Competitive Contracts**	0	5	416	18	150	1,629	0	1	748	0	2,967	4,852	
744	UT HEALTH SCIENCE CENTER - HOUSTON	2	2	1	1	7	0	0	0	4	0	17	43	67
	Non-Competitive Contracts**	0	1	0	0	0	0	0	0	0	0	1	6	
745	UT HEALTH SCIENCE CENTER-SAN ANTONIO	2	1	2	0	33	70	1	0	70	2	181	1,853	46,835
	Non-Competitive Contracts**	4	224	252	2	122	####	7	0	1,462	42	15,168	29,633	
746	UT RIO GRANDE VALLEY	3	90	0	0	18	8	0	0	12	0	131	151	43,371
	Non-Competitive Contracts**	309	840	9,096	1	1,323	4,881	0	0	1,665	11	18,126	24,963	
749	TEXAS A&M UNIVERSITY - SAN ANTONIO	0	2	5	1	1	2	0	0	4	0	15	134	3,059
	Non-Competitive Contracts**	11	3	50	10	43	119	2	0	260	0	498	2,412	
750	UNIVERSITY OF TEXAS AT TYLER	0	0	1	0	0	0	0	0	3	0	4	45	2,225
	Non-Competitive Contracts**	0	0	273	0	0	0	0	0	308	0	581	1,595	

*Total number of Competitive and Non-Competitive Contracts awarded to HUBs and Non-HUBs.

**Non-Competitive contracts include contracts \$10,000 or less.



FISCAL YEAR 2024 ANNUAL HUB REPORT

TOTAL NUMBER OF COMPETITIVE AND NON-COMPETITIVE CONTRACTS AWARDED

AGENCY #	AGENCY NAME	AS		BL		HI		AI		WO	DV	HUB TOTAL	NON HUB	GRAND TOTAL
		M	F	M	F	M	F	M	F	F	M			
751	TEXAS A & M UNIVERSITY - COMMERCE	0	0	0	0	0	0	0	0	0	0	0	0	3,312
	Non-Competitive Contracts**	0	1	152	0	4	36	39	0	99	2	333	2,979	
753	SAM HOUSTON STATE UNIVERSITY	0	0	1	0	1	0	0	0	3	0	5	20	25
	Non-Competitive Contracts**	0	0	0	0	0	0	0	0	0	0	0	0	
754	TEXAS STATE UNIVERSITY	3	0	0	0	9	1	1	0	5	0	19	117	321
	Non-Competitive Contracts**	0	0	0	0	2	0	0	1	2	0	5	180	
755	STEPHEN F AUSTIN STATE UNIVERSITY	0	1	138	0	59	4	0	0	92	0	294	538	1,918
	Non-Competitive Contracts**	33	0	9	1	3	1	0	0	51	0	98	988	
756	SUL ROSS STATE UNIVERSITY	0	0	0	0	0	0	0	0	0	0	0	1	1
	Non-Competitive Contracts**	0	0	0	0	0	0	0	0	0	0	0	0	
758	TEXAS STATE UNIVERSITY SYSTEM	0	1	82	0	1	0	0	0	2	1	87	100	290
	Non-Competitive Contracts**	0	0	0	0	3	6	0	0	0	0	9	94	
759	UNIVERSITY OF HOUSTON - CLEAR LAKE	0	0	0	0	2	1	0	0	3	0	6	29	38
	Non-Competitive Contracts**	2	0	0	0	1	0	0	0	0	0	3	0	
760	TEXAS A & M UNIV - CORPUS CHRISTI	2	0	2	0	0	2	0	0	6	0	12	10	4,223
	Non-Competitive Contracts**	5	20	1,111	24	41	303	0	0	193	1	1,698	2,503	
761	TEXAS A & M INTERNATIONAL UNIVERSITY	2	1	3	1	4	2	0	0	8	2	23	5	1,360
	Non-Competitive Contracts**	3	21	156	2	42	86	1	2	108	3	424	908	
770	TEXAS A&M UNIVERSITY - CENTRAL TEXAS	0	2	5	1	0	0	0	0	9	0	17	55	72
	Non-Competitive Contracts**	0	0	0	0	0	0	0	0	0	0	0	0	

*Total number of Competitive and Non-Competitive Contracts awarded to HUBs and Non-HUBs.

**Non-Competitive contracts include contracts \$10,000 or less.



FISCAL YEAR 2024 ANNUAL HUB REPORT

TOTAL NUMBER OF COMPETITIVE AND NON-COMPETITIVE CONTRACTS AWARDED

AGENCY #	AGENCY NAME	AS		BL		HI		AI		WO	DV	HUB TOTAL	NON HUB	GRAND TOTAL
		M	F	M	F	M	F	M	F	F	M			
781	TX HIGHER EDUCATION COORD BOARD	17	10	1	0	1	1	0	0	7	0	37	16	1,633
	Non-Competitive Contracts**	12	10	0	0	8	6	0	0	21	0	57	1,523	
784	UNIVERSITY OF HOUSTON - DOWNTOWN	0	0	0	0	1	0	0	0	2	0	3	27	991
	Non-Competitive Contracts**	9	54	110	7	35	32	0	0	97	0	344	617	
785	UNIV OF TEXAS HEALTH CENTER AT TYLER	0	0	0	0	0	0	0	0	0	0	0	5	2,486
	Non-Competitive Contracts**	0	238	23	45	2	1,863	0	0	310	0	2,481	0	
787	LAMAR STATE COLLEGE - ORANGE	0	0	0	0	0	0	0	0	0	0	0	2	2
	Non-Competitive Contracts**	0	0	0	0	0	0	0	0	0	0	0	0	
788	LAMAR STATE COLLEGE - PORT ARTHUR	0	0	0	0	0	0	0	0	0	0	0	1	1
	Non-Competitive Contracts**	0	0	0	0	0	0	0	0	0	0	0	0	
789	LAMAR INSTITUTE OF TECHNOLOGY	0	0	0	0	0	0	0	0	2	0	2	6	9
	Non-Competitive Contracts**	0	0	0	0	0	0	0	0	1	0	1	0	
802	PARKS AND WILDLIFE DEPARTMENT	31	26	14	0	8	181	18	0	104	0	382	405	1,771
	Non-Competitive Contracts**	21	1	45	5	72	326	21	1	481	11	984	0	
808	TEXAS HISTORICAL COMMISSION	2	1	3	0	2	1	0	0	6	0	15	49	3,295
	Non-Competitive Contracts**	12	22	99	4	8	3	0	0	140	7	295	2,936	
809	STATE PRESERVATION BOARD	0	0	0	0	0	0	0	0	0	0	0	0	0
	Non-Competitive Contracts**	0	0	0	0	0	0	0	0	0	0	0	0	

*Total number of Competitive and Non-Competitive Contracts awarded to HUBs and Non-HUBs.

**Non-Competitive contracts include contracts \$10,000 or less.

- **NUMBER OF BIDS AND/OR PROPOSALS RECEIVED**



FISCAL YEAR 2024 ANNUAL HUB REPORT
TOTAL NUMBER OF HUB BIDS/PROPOSALS RECEIVED

AGENCY #	AGENCY NAME	AS		BL		HI		AI		WO	DV	HUB TOTAL	NON-HUB TOTAL	GRAND TOTAL*
		M	F	M	F	M	F	M	F	F	M			
212	OFFICE OF COURT ADMINISTRATION	0	18	0	0	0	0	1	0	98	0	117	862	979
221	FIRST COURT OF APPEALS	0	0	0	0	0	0	0	0	0	0	0	10	10
230	COURT OF APPEALS - TENTH COURT	0	1	1	0	0	1	0	0	4	0	7	0	7
231	COURT OF APPEALS - ELEVENTH COURT	0	0	0	0	0	0	0	0	2	0	2	0	2
234	COURT OF APPEALS -FOURTEENTH COURT	0	0	0	0	0	0	0	0	0	0	0	6	6
302	OFFICE OF THE ATTORNEY GENERAL	42	29	37	43	41	19	251	207	209	14	892	0	892
304	COMPTROLLER OF PUBLIC ACCOUNTS	26	19	11	5	17	14	4	1	31	1	129	293	422
305	GENERAL LAND OFFICE	6	41	3	7	20	12	2	0	122	20	233	2,180	2,413
306	TEXAS STATE LIBRARY & ARCHIVES COMM	11	1	5	7	3	1	1	0	47	0	76	406	482
307	SECRETARY OF STATE	17	31	1	4	19	19	0	0	104	0	195	281	476
308	STATE AUDITOR'S OFFICE	1	8	4	2	4	8	0	0	54	5	86	381	467
312	STATE SECURITIES BOARD	4	15	2	0	1	0	0	0	32	2	56	162	218
313	DEPARTMENT OF INFORMATION RESOURCES	26	77	62	24	12	8	0	0	171	0	380	275	655
320	TEXAS WORKFORCE COMMISSION	80	49	107	40	20	6	4	0	227	0	533	241	774
323	TEACHER RETIREMENT SYSTEM OF TEXAS	16	14	8	5	4	5	0	0	45	6	103	123	226
327	EMPLOYEES RETIREMENT SYSTEM	0	0	0	0	0	0	0	0	0	0	0	4	4
329	REAL ESTATE COMMISSION	6	8	8	14	5	3	0	0	23	0	67	258	325
332	TX DEPT OF HOUSING & COMM AFFAIRS	28	28	10	4	2	9	1	0	229	0	311	452	763
347	TEXAS PUBLIC FINANCE AUTHORITY	0	4	1	3	3	1	0	0	9	1	22	37	59
356	TEXAS ETHICS COMMISSION	1	2	3	0	1	1	0	0	6	0	14	17	31

*Total number of Bids/Proposals Received from HUBs and Non-HUBs.



FISCAL YEAR 2024 ANNUAL HUB REPORT
TOTAL NUMBER OF HUB BIDS/PROPOSALS RECEIVED

AGENCY #	AGENCY NAME	AS		BL		HI		AI		WO	DV	HUB TOTAL	NON-HUB TOTAL	GRAND TOTAL*
		M	F	M	F	M	F	M	F	F	M			
360	STATE OFC OF ADMINISTRATIVE HEARINGS	4	13	4	1	2	2	0	0	29	0	55	120	175
362	TEXAS LOTTERY COMMISSION	1	26	1	2	10	2	0	0	76	0	118	216	334
401	TEXAS MILITARY DEPARTMENT	25	32	10	6	21	21	1	1	354	2	473	3,387	3,860
405	DEPARTMENT OF PUBLIC SAFETY	21	15	32	19	22	25	0	1	80	12	227	590	817
409	COMMISSION ON JAIL STANDARDS	0	4	0	0	0	1	0	0	8	1	14	41	55
448	OFFICE OF INJURED EMPLOYEE COUNSEL	2	10	0	1	0	1	0	0	7	0	21	44	65
451	DEPARTMENT OF BANKING	0	20	0	0	2	3	0	0	21	0	46	105	151
452	TX DEPT OF LICENSING & REGULATION	13	6	5	1	5	2	1	0	84	0	117	724	841
454	TEXAS DEPARTMENT OF INSURANCE	66	72	1	16	5	5	6	0	113	0	284	1,023	1,307
455	RAILROAD COMMISSION OF TEXAS	40	101	70	20	18	13	4	4	230	1	501	1,521	2,022
457	STATE BOARD OF PUBLIC ACCOUNTANCY	2	6	5	0	7	2	0	0	25	0	47	105	152
458	ALCOHOLIC BEVERAGE COMMISSION	5	11	5	1	3	2	0	0	94	2	123	33	156
459	TX BOARD OF ARCHITECTURAL EXAMINERS	0	0	0	0	3	0	0	2	4	0	9	20	29
460	TEXAS BD OF PROF ENGINEERS & LAND SU	0	1	1	0	1	2	0	0	7	0	12	0	12
473	PUBLIC UTILITY COMMISSION OF TEXAS	24	20	40	36	30	15	6	4	77	15	267	4	271
475	OFFICE OF PUBLIC UTILITY COUNSEL	2	0	0	0	2	0	0	0	1	0	5	35	40
477	COMM/STATE EMERGENCY COMMUNICATION	3	6	0	0	4	3	0	0	10	8	34	121	155
479	STATE OFFICE OF RISK MANAGEMENT	1	1	1	0	0	0	0	0	0	0	3	0	3
503	TEXAS MEDICAL BOARD	0	0	0	0	0	0	0	0	0	0	0	0	0
506	UT MD ANDERSON CANCER CENTER	40	106	552	27	163	86	2	1	3,614	1	4,592	94,090	98,682

*Total number of Bids/Proposals Received from HUBs and Non-HUBs.



FISCAL YEAR 2024 ANNUAL HUB REPORT
TOTAL NUMBER OF HUB BIDS/PROPOSALS RECEIVED

AGENCY #	AGENCY NAME	AS		BL		HI		AI		WO	DV	HUB TOTAL	NON-HUB TOTAL	GRAND TOTAL*
		M	F	M	F	M	F	M	F	F	M			
510	TEXAS BEHAVIORAL HEALTH EXECUTIVE CO	0	7	0	0	0	0	0	0	15	0	22	35	57
515	TEXAS STATE BOARD OF PHARMACY	1	7	1	0	0	1	0	0	13	0	23	216	239
529	HEALTH & HUMAN SERVICES COMMISSION	82	44	108	40	117	100	5	0	421	19	936	4,513	5,449
530	DEPT FAMILY AND PROTECTIVE SERVICES	20	10	9	15	4	3	2	0	32	1	96	1,657	1,753
533	EXEC CNCL OF PHYSICAL & OCC THERAPY	0	0	0	0	0	0	0	0	0	0	0	0	0
537	DEPARTMENT OF STATE HEALTH SERVICES	31	13	21	19	20	10	2	0	99	3	218	753	971
551	DEPARTMENT OF AGRICULTURE	12	48	17	8	12	5	2	1	156	1	262	2,642	2,904
554	TEXAS ANIMAL HEALTH COMMISSION	1	2	4	0	4	7	0	0	9	0	27	0	27
555	TEXAS A&M AGRILIFE EXTENSION SERVICE	2	2	2	1	18	2	0	0	9	0	36	139	175
556	TEXAS A&M AGRILIFE RESEARCH	0	1	15	1	10	7	0	0	9	0	43	317	360
557	TX A&M VETERINARY MED DIAGNOSTIC LAB	0	0	1	0	0	0	0	0	0	0	1	43	44
575	TEXAS DIVISION OF EMERGENCY MANAGEME	5	3	121	1	3	3	0	0	67	0	203	467	670
576	TEXAS A&M FOREST SERVICE	5	46	377	12	74	5	0	0	1,539	19	2,077	12,754	14,831
580	TEXAS WATER DEVELOPMENT BOARD	20	2	2	2	5	3	0	0	20	0	54	0	54
582	TEXAS COMM ON ENVIRONMENTAL QUALITY	133	78	165	105	212	115	1	5	503	55	1,372	121	1,493
592	SOIL & WATER CONSERVATION BOARD	4	2	0	0	0	0	0	0	17	0	23	51	74
601	TEXAS DEPARTMENT OF TRANSPORTATION	496	44	139	94	858	180	18	16	1,484	34	3,363	32,441	35,804
644	TEXAS JUVENILE JUSTICE DEPT	55	11	18	13	47	6	0	0	1,280	31	1,461	5,285	6,746
696	TEXAS DEPT OF CRIMINAL JUSTICE	262	48	262	314	300	747	70	1	7,049	150	9,203	24,071	33,274
708	TEXAS A&M SYSTEM SHARED SERVICE CTR	0	14	61	0	75	4	0	0	38	0	192	221	413

*Total number of Bids/Proposals Received from HUBs and Non-HUBs.



FISCAL YEAR 2024 ANNUAL HUB REPORT

TOTAL NUMBER OF HUB BIDS/PROPOSALS RECEIVED

AGENCY #	AGENCY NAME	AS		BL		HI		AI		WO	DV	HUB TOTAL	NON-HUB TOTAL	GRAND TOTAL*
		M	F	M	F	M	F	M	F	F	M			
709	TEXAS A&M HEALTH SCIENCE CENTER	44	11	2,900	2	3,393	2,971	0	0	1,088	17	10,426	65,230	75,656
710	THE TEXAS A&M UNIVERSITY SYSTEM	4	12	80	2	189	19	1	0	128	4	439	618	1,057
711	TEXAS A & M UNIVERSITY (MAIN UNIV)	57	96	7,044	75	5,894	3,168	0	1	3,886	186	20,407	105,679	126,086
712	TEXAS A&M ENGINEERING EXPERIMENT STA	47	22	750	9	148	662	0	0	252	3	1,893	2,548	4,441
713	TARLETON STATE UNIVERSITY	16	32	812	8	20	96	12	12	527	0	1,535	3,118	4,653
714	UNIVERSITY OF TEXAS AT ARLINGTON	3	10	29	5	6	10	2	2	39	1	107	614	721
716	TEXAS A&M ENGINEERING EXTENSION SERV	3	7	136	8	70	27	1	0	819	16	1,087	3,929	5,016
718	TEXAS A & M UNIVERSITY AT GALVESTON	26	0	270	0	465	25	0	0	228	1	1,015	4,858	5,873
719	TEXAS STATE TECHNICAL COLLEGE	24	5	18	12	47	12	3	0	33	1	155	320	475
720	UNIVERSITY OF TEXAS SYSTEM	2	3	8	2	1	4	0	0	9	1	30	182	212
721	UNIVERSITY OF TEXAS AT AUSTIN	46	28	53	8	358	594	3	1	870	21	1,982	38,909	40,891
723	UNIVERSITY OF TEXAS MEDICAL BRANCH	1	0	0	0	5	3	0	0	3	0	12	56	68
724	UNIVERSITY OF TEXAS AT EL PASO	91	0	130	0	7,982	4,882	2	0	871	2	13,960	6,615	20,575
727	TEXAS A&M TRANSPORTATION INSTITUTE	13	11	99	112	54	17	3	0	150	1	460	461	921
729	UT SOUTHWESTERN MEDICAL CENTER	10	3	14	5	20	3	4	0	22	0	81	311	392
730	UNIVERSITY OF HOUSTON	6	4	10	7	9	2	1	0	11	1	51	230	281
731	TEXAS WOMAN'S UNIVERSITY	1	0	3	0	0	2	0	0	1	0	7	26	33
733	TEXAS TECH UNIVERSITY	122	100	6,764	61	155	4,119	70	0	1,297	0	12,688	22,226	34,914
734	LAMAR UNIVERSITY - BEAUMONT	3	0	5	3	13	2	0	0	12	1	39	77	116
735	MIDWESTERN STATE UNIVERSITY	0	3	13	26	3	0	0	0	83	4	132	1,013	1,145

*Total number of Bids/Proposals Received from HUBs and Non-HUBs.



FISCAL YEAR 2024 ANNUAL HUB REPORT
TOTAL NUMBER OF HUB BIDS/PROPOSALS RECEIVED

AGENCY #	AGENCY NAME	AS		BL		HI		AI		WO	DV	HUB TOTAL	NON-HUB TOTAL	GRAND TOTAL*
		M	F	M	F	M	F	M	F	F	M			
737	ANGELO STATE UNIVERSITY	30	144	191	45	58	70	0	0	839	0	1,377	3,599	4,976
738	UNIVERSITY OF TEXAS AT DALLAS	20	12	31	22	27	20	18	7	41	7	205	210	415
739	TX TECH UNIV HEALTH SCIENCES CENTER	4	1	5	1	2	1	0	0	6	1	21	154	175
742	UNIV OF TEX OF THE PERMIAN BASIN	0	0	0	0	1	0	5	1	0	0	7	35	42
743	UNIVERSITY OF TEXAS AT SAN ANTONIO	2	5	432	25	192	1,892	0	2	809	5	3,364	6,325	9,689
744	UT HEALTH SCIENCE CENTER - HOUSTON	9	6	10	3	13	3	0	0	12	1	57	101	158
745	UT HEALTH SCIENCE CENTER-SAN ANTONIO	6	225	254	2	155	13,123	8	0	1,532	44	15,349	31,486	46,835
746	UT RIO GRANDE VALLEY	312	930	9,096	1	1,341	4,889	0	0	1,677	11	18,257	25,114	43,371
749	TEXAS A&M UNIVERSITY - SAN ANTONIO	13	5	586	12	44	122	2	0	269	0	1,053	2,665	3,718
750	UNIVERSITY OF TEXAS AT TYLER	182	54	858	3	84	1,945	0	0	661	0	3,787	2,133	5,920
751	TEXAS A & M UNIVERSITY - COMMERCE	0	1	152	0	4	36	39	0	99	2	333	2,979	3,312
753	SAM HOUSTON STATE UNIVERSITY	0	0	2	0	5	0	0	0	7	0	14	39	53
754	TEXAS STATE UNIVERSITY	5	0	2	2	25	5	1	1	16	0	41	352	41
755	STEPHEN F AUSTIN STATE UNIVERSITY	35	1	149	2	63	6	3	0	155	0	414	1,526	1,940
756	SUL ROSS STATE UNIVERSITY	0	0	0	0	0	0	0	0	0	0	0	2	2
758	TEXAS STATE UNIVERSITY SYSTEM	0	1	82	0	4	6	0	0	2	1	96	209	305
759	UNIVERSITY OF HOUSTON - CLEAR LAKE	2	0	0	0	3	1	0	0	3	0	9	29	38
760	TEXAS A & M UNIV - CORPUS CHRISTI	20	20	1,115	24	41	308	0	0	218	2	1,748	2,527	4,275
761	TEXAS A & M INTERNATIONAL UNIVERSITY	25	30	186	34	66	100	1	3	194	15	654	939	1,593
770	TEXAS A&M UNIVERSITY - CENTRAL TEXAS	0	2	5	1	0	0	0	0	10	0	18	56	74

*Total number of Bids/Proposals Received from HUBs and Non-HUBs.



FISCAL YEAR 2024 ANNUAL HUB REPORT
TOTAL NUMBER OF HUB BIDS/PROPOSALS RECEIVED

AGENCY #	AGENCY NAME	AS		BL		HI		AI		WO	DV	HUB TOTAL	NON-HUB TOTAL	GRAND TOTAL*
		M	F	M	F	M	F	M	F	F	M			
781	TX HIGHER EDUCATION COORD BOARD	29	20	1	0	9	7	0	0	28	0	94	1,539	1,633
784	UNIVERSITY OF HOUSTON - DOWNTOWN	10	54	110	8	37	32	0	0	100	0	351	645	996
785	UNIV OF TEXAS HEALTH CENTER AT TYLER	0	238	23	45	2	1,863	0	0	310	0	2,481	10,586	13,067
787	LAMAR STATE COLLEGE - ORANGE	0	0	0	0	0	1	0	0	0	0	1	2	3
788	LAMAR STATE COLLEGE - PORT ARTHUR	0	0	0	0	0	0	0	0	0	0	0	2	2
789	LAMAR INSTITUTE OF TECHNOLOGY	5	1	3	5	4	0	0	0	11	0	29	38	67
802	PARKS AND WILDLIFE DEPARTMENT	54	27	59	63	80	507	39	1	585	11	1,426	788	2,214
808	TEXAS HISTORICAL COMMISSION	14	23	102	4	10	4	1	0	146	7	311	3,036	3,347
809	STATE PRESERVATION BOARD	0	0	0	0	1	1	0	0	4	0	6	25	31

*Total number of Bids/Proposals Received from HUBs and Non-HUBs.

SUPPLEMENTAL SUMMARY LETTERS



DAN PATRICK
Lieutenant Governor
Joint Chair

TEXAS LEGISLATIVE COUNCIL

P.O. Box 12128, Capitol Station
Austin, Texas 78711-2128
Telephone: 512/463-1155

JEFF ARCHER
Executive Director



DADE PHELAN
Speaker of the House
Joint Chair

October 1, 2024

**Supplemental Letter for FY 2024 Annual HUB Report
Agency Number-103**

The Texas Legislative Council (TLC) continues to support the State of Texas Historically Underutilized Business (HUB) Program. In FY24 TLC's total spend was \$12,743,571.31 of which \$1,125,372.60 or 8.83 percent was spent with HUBS.

In the Fiscal 2023, The Texas Legislative Council spent \$1,007,515.00 or 10.41 percent with HUBs. The council will continue to maximize contract opportunities for HUB vendors in our procurement process. This effort is illustrated by the following activities since September 2023.

- TLC participated as an exhibitor in the 2023 Small, Minority, Women and Veterans Business Owners (SMWVBE) Bexar County Contracting Conference at the Freeman Expos Hall in San Antonio on December 6, 2023.
- TLC participated virtually at Senator Royce West's "Doing Business Texas Style" Spot Bid Fair, and DFW Minority Supplier Development Council's ACCESS Expo events on May 14-15, 2024, in Irving Texas with a post award amount of \$45,611.64.
- Attended April 22, May 18, and August 1, 2024 meetings of the HUB Discussion Work Group (HDWG), which is composed of state agency HUB coordinators and purchasers that meet periodically to share information and provide proactive feedback to the Texas Procurement and Support Services Division of the CPA.

The Texas Legislative Council supports the State of Texas HUB program and will continue to keep HUB participation a priority. Should you have any questions regarding the agency's good faith efforts, please contact our HUB Coordinators, Ms. Samantha Nail and Mr. Craig O'Brien or our CFO, Mr. Mathew Richardson, at (512) 463-1155.

Sincerely,

A handwritten signature in blue ink that reads "Jeff Archer".

Jeff Archer

Chair
Brian A. Bailey

Commissioners
Eddy Betancourt
Robert H. Clay
J.J. Isbell
Daniel K. Signorelli
C. Price Wagner
Robert S. Wetmore



Executive Director
Mike Novak

Mailing address:
P. O. Box 13047
Austin, TX 78711-3047
(512) 463-3446
www.tfc.texas.gov

Supplemental Letter to the FY 2024 Annual HUB Report for Agency 303

The Texas Facilities Commission (TFC) remains committed to increasing economic opportunities for Historically Underutilized Businesses (HUB). The following outreach and good faith efforts were made during **FY 2024**:

HUB Forums- Provided information about TFC's procurement opportunities while participating in **eleven (11)** Economic Opportunity Forums (EOF). These included:

- TAAACC Annual Conference in Austin, TX
- Bluebook Construction Expo in Hutto, TX
- UTSA, SBDC Center for Government Contracting-Virtual Webinar
- Luna Awards in Austin, TX
- Greater Asian American Chamber of Commerce Small Business Expo in Austin, TX
- NAWIC Monthly Presentation in Austin, TX
- Construction Inclusion Week - Lunch & Learn - Panel Discussion (Flintco) in Austin, TX
- TDLR Breaking Boundaries HUB Expo in Austin, TX
- Texas State University- Construction HUB Forum in San Marcos, TX
- Governor's Small Business Summit in San Antonio, TX
- Bexar County Business Conference in San Antonio, TX
- UTSA SBDC Gov't Contracting Conference Building Business in Government Markets - Virtual Webinar

HUB Certifications- Assisted **four (4)** vendors in obtaining HUB certification through Statewide HUB Program.

Sponsoring of Mentor-Protégé Relationship- Currently TFC has **one (1)** active Mentor Protégé relationships.

HUB Vendors Assistance- Conducted **fifty-eight (58)** one-on-one consultations with HUB vendors on Doing Business with TFC.

HUB Education and Training- To increase HUB participation TFC has developed opportunities to educate HUBs on upcoming procurement opportunities and knowledge of HUB rules, policies, and procedures.

- Attended HUB Discussion Work Group (HDWG) meetings. Collaborating w/other state agencies thru HDWG.
- Attended pre-solicitation submittal conferences to educate vendors about HUB subcontracting requirements.
- Partnered w/the General Contractors to conduct **three (3)** Meet & Greet events for TFC upcoming projects.
- Conducted **six (6)** targeted outreach and training events for TFC upcoming projects.
 - OSHA 30 Training (**6**)

For any additional information, please contact, Yolanda Strey, HUB Director at 512.475.0453 or email at yolanda.strey@tfc.state.tx.us

Sincerely,

A handwritten signature in black ink, appearing to read "Michael Novak", written over a horizontal line.

Michael Novak
Executive Director

Texas Facilities Commission

Physical address: 1711 San Jacinto Blvd, Austin, Texas 78701

————— ✦ *Planning and administering facilities in service to the State of Texas* ✦ —————



TEXAS GENERAL LAND OFFICE
COMMISSIONER DAWN BUCKINGHAM, M.D.

305 - Fiscal 2024 Annual HUB Report Supplemental Letter

The GLO made the following good faith efforts towards increasing economic opportunities for Historically Underutilized Businesses (HUBs) during FY24:

Outreach

- The GLO attended two Annual and Advocacy Group Meetings, hosted 63 and attended 68 HUB events (HUB Discussion Work Group meetings, internal HUB forums, pre-proposal conferences and solicitation kick-off meetings), promoting GLO's HUB program and subcontracting opportunities.
- HUB staff actively participated in HUB Discussion Workgroup meetings, composed of state purchasers and HUB Coordinators to gain knowledge of HUB rules, networking, and provide proactive feedback.
- HUB staff facilitated potential vendor presentations to introduce and showcase their products and services to GLO staff.
- The HUB team notified major Texas Chambers once a new solicitation is posted to the Electronic State Business Daily (ESBD) in an effort to increase HUB participation.

HUB Subcontracting

- HUB Subcontracting Plan compliance has improved, aided by HUB staff emailing prime contractors a list of responsibilities for reporting monthly HUB expenditures and offering HSP "courtesy" reviews.
- HUB staff conducted HUB Subcontracting Plan presentations at pre-proposal conferences to provide potential prime contractors with an overview of HUB policies and subcontracting compliance requirements.
- HUB staff conducted Post Award meetings to outline the contractor's HUB requirements throughout the term of the contract.
- HUB staff attended GLO's Procurement kick-off meetings to review solicitations with an expected value of \$100,000, or more to identify HUB subcontracting opportunities.
- GLO's HUB Prime Contractor's HUB utilization was \$3,078,988 in payments not included in the agency's HUB report.

Additional Information

- The HUB program "Doing Business with GLO" webpage, provides vendors with resources, calendars of upcoming events and helpful HUB related documents as well as helpful procurement information.
- The HUB team implemented virtual Pre-Solicitation trainings targeting specific solicitations. Vendors were provided with information on the Mentor Protégé Program, tips for writing winning proposals, guidance on completing a HUB Subcontracting Plan, and how to search for HUBs on the Centralized Master Bidders List.

Vonda White, HUB Coordinator *Vonda White*

Stella Roland, Assistant HUB Coordinator *Stella Roland*

Tamara Perkins, Assistant HUB Coordinator *Tamara Perkins*



306 – Fiscal 2024 Annual HUB Report Supplemental Letter

The Texas State Library and Archives Commission (TSLAC) is committed to providing procurement and contracting opportunities for Historically Underutilized Businesses (HUBs). TSLAC is devoted to providing opportunities for HUBs in all TSLAC procurement needs.

Our good faith efforts include the following:

- Utilizing HUB vendors for spot, service, and catalog purchases whenever possible.
- Attending HUB events to network and gain insight from HUB vendors.
- Guiding prime vendors in completing their HUB Subcontracting forms and reports.

Lorenzo de Zavala
State Archives and
Library Building

1201 Brazos Street
Austin, Texas
78701

P.O. Box 12927
Austin, Texas
78711-2927

512-463-5437

www.tsl.texas.gov

Commission Chair

Martha Wong

Members

David C. Garza

David Iglesias

Arthur T. Mann

Nancy Painter Paup

Bradley S. Tegeler

Darryl Tocker

Director and Librarian

Gloria Meraz

Assistant State Librarian

Tim Gleisner

TSLAC has made no expenditures in the “Heavy Construction” or “Building Construction” categories during this period and very few in the “Professional Services” categories.

The “Special Trade” expenditures are typically services purchased at the Sam Houston Regional Library and Research Center in Liberty, some of which have been reimbursed by local support organizations from that area. Our agency has found it challenging to locate responsive Vendors willing to provide services in this area, and the selection of HUB vendors has been limited.

The “Other Services” category presents an ongoing challenge. The majority of dollars spent in this category are for online publications and resources, which TSLAC competitively procures for academic and public libraries throughout Texas as part of the resource-sharing consortium established under Texas Government Code §441.222. These resources are very costly, and the pool of potential vendors for these specialized products and services is minimal.

The “Commodities” category is an area in which we strive to utilize HUB vendors as much as possible. It continues to be challenging to locate HUB vendors who can provide archival supplies, specialized library applications, and software licenses needed for our programs. All other commodities can typically be purchased by required sources such as WorkQuest or through statewide term contracts.

TSLAC always strives to utilize HUB vendors in the statewide contracts, such as Term, TXMAS, and DIR Cooperative contracts, as well as for spot purchases.

The Texas State Library and Archives Commission continues to increase our HUB participation at every opportunity. Please contact me should you have further questions.

Sincerely,

A handwritten signature in blue ink that reads "Pam Rodriguez, CEO, CTM".

Pam Rodriguez
HUB Coordinator
512-463-5487
purchasing@tsl.texas.gov

TSLAC

*Preserving yesterday
Informing today
Inspiring tomorrow*

Texas Workforce Commission

A Member of Texas Workforce Solutions

Bryan Daniel, Chairman
Commissioner Representing
the Public

Alberto Treviño III
Commissioner Representing
Labor

Joe Esparza
Commissioner Representing
Employers

Edward Serna
Executive Director

October 18, 2024

Re: 320-Fiscal 2024 Annual HUB Report Supplemental Letter

The Texas Workforce Commission (TWC) submits this supplemental Historically Underutilized Business (HUB) letter, the agency reaffirms its HUB participation in accordance with 34 Texas Administrative Code Rule §20.284.

Participated in Economic Opportunity Forums (EOFs):

- Senator Royce West's 2024 "Doing Business Texas Style" Spot Bid Fair on May 14-15, 2024, resulting in a total of twenty-two (22) contracts in the amount of \$13,142.35 awarded to HUB vendors
- Houston Minority Supplier Development Council (HMSDC) Business Expo and Spot Bid Fair on October 11-12, 2023
- Texas Association of African American Chambers of Commerce (TAMACC) Conference on September 14-15, 2023
- Texas Department of Licensing & Regulation (TDLR) 1st Annual Breaking Boundaries HUB Expo on October 23, 2023
- Small Minority Women and Veteran Business Owners (SMWVBO) Conference on December 6, 2023
- Co-hosted the Texas Department of Motor Vehicle (TXDMV), Marketing for Success HUB Vendor Fair on April 4, 2024 and the HUB Connection Forum with the Texas Lottery Commission (TLC) on June 4, 2024
- Texas Facilities Commission HUB Meet the Job Order Contracting (JOC) held on July 2, 2024
- Texas Health & Human Services Commission Annual HUB Forum on July 24, 2024
- Central Health Travis County HUB Connection on August 2, 2024
- Texas Department of Agriculture HUB Expo on August 6, 2024
- Texas Conference for Employers (TCE) on August 9, 2024
- Virtual HUB Forum & Workshop presented by the University of Houston on August 28, 2024

HUB Outreach and Other Activities:

- Provided bid opportunities, information on state procurement requirements and how to do business with TWC. These included fourteen (14) vendor interaction and educational virtual conferences.
- Drafted a policy requiring purchasers to obtain quotes solely from HUB vendors for all spot purchases.
- Attended the monthly HUB Discussion Work Group (HDWG) meetings.
- Continued to develop strategic partnerships with TWC divisional management and contracting team leads.
- Continued active participation in the Texas Association of Public Purchasers Austin Chapter, including serving in a Board member position.

TWC is committed to supporting the State of Texas HUB Program goals and will continue to work to increase HUB participation in all procurement categories. If there are any comments/questions, please contact TWC Purchasing & HUB Services Director, Sonya Bebley, at Sonya.Bebley@twc.texas.gov or TWC HUB Coordinator, Sonya Thulin at Sonya.Thulin@twc.texas.gov.


Sincerely,

Colleen Whitney
Colleen Whitney, CTCD, CTCM
TWC Director of Procurement and Contract Services

101 E. 15th Street • Austin, Texas 78778-0001 • (512) 463-2222 • twc.texas.gov

Equal Opportunity Employer/Program. Auxiliary aids and services are available upon request to individuals with disabilities.

Relay Texas: 800-735-2989 (TTY) and 711 (Voice).





Brian K. Guthrie
Executive Director

1.800.223.8778
www.trs.texas.gov

1000 Red River Street
Austin, Texas 78701-2698

FY 2024 Annual HUB Report Supplemental Letter for Teacher Retirement System Agency #323

Teacher Retirement System (TRS) promotes full and equal opportunity for all businesses to supply the goods and services needed to support the TRS mission, administrative and logistical operations. Due to TRS' unique needs as a pension fund and health insurance administrator, the agency expends the majority of its funds on highly specialized services.

Accomplishments

- Hired a full-time HUB Coordinator
- Conducted thirteen one-on-one vendor meetings with purchasing staff, HUB vendors and TRS business units.

Outreach

- "Houston Minority Supplier Diversity Council Expo," Houston, October 11-12
- "Texas DLR's First Annual Breaking Boundaries Expo" Austin, October 23
- "Bexar County Business Conference" SMWVBO, San Antonio, December 6
- "Building Your Dream HUB Expo" GTMBC, Beaumont, March 14
- "Celebrate TxDMV Marketing for Success, HUB Vendor Fair' Co-host, Austin, April 4
- "Doing Business Texas Style, Spot Bid Fair" Irving, May 14-15
- "Growing Your Business with HUB Certification" Texas Women's University, Virtual, June 27
- "HUB Pre-Certification Workshop" Co-hosted with Comptroller's Office, TRS, July 11
- "1st Annual Central Health HUB Connection" Austin, August 2

Teacher Retirement System paid certified HUB subcontractors \$922,674.45 in non-reportable object codes which are not included in the Annual HUB Report. TRS will continue to promote purchasing practices and outreach activities that foster and strengthen relationships among HUB vendors, prime contractors, and purchasers.

Should you have any questions regarding TRS' HUB outreach efforts, please contact me at Blender.Hill@trs.texas.gov or at 512.542.6867.

Respectfully,

Blender Hill

Blender Hill, MBA, CTCM

HUB Coordinator

TEXAS PUBLIC FINANCE AUTHORITY

BOARD OF DIRECTORS:

Billy M. Atkinson, Jr., Chair
Ramon Manning, Vice Chair
Jay A. Riskind, Secretary
Lance S. Etcheverry
Larry G. Holt
Shanda G. Perkins
Benjamin E. Streusand



EXECUTIVE DIRECTOR
Lee Deviney

MAILING ADDRESS:

Post Office Box 12906
Austin, Texas 78711-2906

PHYSICAL ADDRESS:

300 West 15th Street, Suite 411
Austin, Texas 78701

TELEPHONE: (512) 463-5544

FACSIMILE: (512) 463-5501

Supplemental Summary for the FY 2024 Annual HUB Report for Agency 347

In compliance with Texas Government Code, Chapter 2161, the Board of the Authority has adopted the Comptroller's Statewide HUB Utilization Goals (34 TAC §20.284), as well as more detailed procedures for HUB participation goals in bond issues, in compliance with the published rules. These procedures are included in the Authority's strategic plan and reflected in its bond underwriting policies.


For negotiated bond underwritings approved during the FY 2024-2025 biennium, the Board pre-selected a pool of twenty-three (23) Underwriting firms that includes eight (8) disadvantaged business enterprise (DBE) firms. Additionally, the Board selected a pool of three (3) Financial Advisors, one (1) of which is a HUB firm. Also, during FY 2024, the Board issued an RFP for Bond Counsel Services to re-constitute the Bond Counsel Pool for use during the FY 2024-2025 biennium. The Board pre-selected a pool of eight (8) Bond Counsel firms, two (2) of which are HUB firms. In accordance with its procedures for negotiated bond sales, Bond Counsel, Financial Advisor and Underwriters are selected from the Authority's respective bond service provider pool on a transaction-by-transaction basis. During this reporting period, the Authority completed (1) negotiated bond sale. This negotiated transaction included one (1) DBE firm participating in the underwriting syndicate and receiving 10% of the overall underwriter compensation. Additionally, 100% of printing services were paid to a DBE firm for financial printing services, receiving 100% of the compensation paid for their services.

During FY 2024, \$1,267,281, or 94.16% of the Authority's total expenditures were related to Costs of Issuance and the ongoing administration of bonds. These include expenses such as rating agency, remarketing agent and paying agent fees, as well as arbitrage compliance services to satisfy bond covenants, services that are only available from a few large service providers where HUB and/or DBE firms are not available or lack qualifications to perform required services.

The Authority continues to be committed to purchasing goods and services from certified HUB's and minority-owned businesses and continues to utilize the CPA Central Master Bidders List to locate available HUB vendors. During this reporting period, TPFA issued an RFQ for management consultant services during the FY 2024-25 biennium. TPFA selected a HUB vendor to perform services under the management consultant services contract. These expenditures will mostly be reflected in the FY 2025 reporting period.

The Authority achieved 17.26% HUB participation from administrative expenditures during this period.

Please contact me at (512) 463-5544 should you have any questions.



Lee Deviney
Executive Director

Commissioners:

Robert G. Rivera,
Chairman
Cindy Fields
Mark A. Franz
Clark E. Smith
Jamey Steen



TEXAS LOTTERY COMMISSION

Ryan Mindell, *Executive Director* LaDonna Castañuela, *Charitable Bingo Operations Director*

362 – Fiscal 2024 Annual HUB Report Supplemental Letter

The Texas Lottery Commission is committed to including Historically Underutilized Businesses (HUBs) in its procurements by providing substantial opportunities for both direct contracting and subcontracting. The agency promotes HUB inclusion by actively recruiting HUB vendors and encouraging prime contract vendors to extend subcontracting opportunities to HUBs. The Texas Lottery Commission’s “good faith efforts” to ensure continued HUB participation during FY 2024 included the following:

- Estimating total value of contract awards and establishing agency HUB goals for FY 2024;
- Reviewing contract solicitations with an expected value of \$100,000 or more to determine the probability of HUB subcontracting, prior to releasing solicitation documents;
- Educating bidders/proposers about the agency’s HUB policy and HSP requirements;
- Assisting bidders/proposers with the HSP process by offering one-on-one workshops and review of draft HSPs;
- Participating in the HUB Discussion Workgroup, which is composed of state agency HUB Coordinators who meet to share information and provide proactive feedback to the Statewide Procurement Division of the CPA;
- In addition to conducting the Agency’s Annual HUB Forum, the Texas Lottery Commission participated in economic opportunity forums and HUB-related outreach events throughout the state to provide bid opportunities and information about the agency’s procurements;
- Assisting eligible vendors with HUB certification through the CPA; and
- Providing updates to Texas Lottery Commissioners and Executive Management regarding the agency’s HUB/minority participation.

The Texas Lottery would like to highlight additional expenditures made, but not captured by the Statewide HUB Report. During this reporting period, the agency paid certified HUBs approximately **\$100,307.48** for goods and services, which used a non-reportable object code that is not included in the statewide report.

The Texas Lottery Commission supports the State of Texas HUB Program and will continue to work to increase HUB participation. Should you have any questions regarding the agency’s good faith efforts, please contact our HUB Coordinator, Mr. Eric Williams, at (512) 344-5241.

A handwritten signature in black ink, appearing to read "R. Mindell", is written over a horizontal line.

Ryan Mindell, Executive Director

TEXAS DEPARTMENT OF PUBLIC SAFETY

5805 N LAMAR BLVD • BOX 4087 • AUSTIN, TEXAS 78773-0001

512/424-2000

www.dps.texas.gov



STEVEN C. McCRAW
DIRECTOR
WALT GOODSON
FREEMAN F. MARTIN
JASON C. TAYLOR
DEPUTY DIRECTORS



STEVEN P. MACH, CHAIRMAN
NELDA L. BLAIR
DAN HORD III
LARRY B. LONG
STEVEN H. STODGHILL

405 – Annual Fiscal 2024 Annual HUB Report Supplemental Letter

The Texas Department of Public Safety (DPS) demonstrates dedication to utilizing Texas-certified Historically Underutilized Business (HUBs) in its procurement process by providing contracting opportunities directly and indirectly with HUBs. Adhering to the requirements outlined in 34 Texas Administrative Code Rule §20.284, DPS's "Good Faith Efforts" to enhance HUB participation included the following:

- Reviewed competitive solicitations identifying HUB subcontracting opportunities for HUB inclusion in resulting contracts over \$100,000;
- Conducted HUB Program training for the internal Purchasing Liaisons staff and agency divisions;
- Evaluated HUB Subcontracting Plans (HSP) to ensure HSP compliance and the "Good Faith Effort" requirements are met in accordance with 34 TAC 20.285;
- Assisted division and procurement personnel with identifying and locating HUBs for potential procurement opportunities;
- Provided courtesy HSP reviews and debriefings to provide technical assistance to the vendor community and increase HSP submission compliance;
- Participated in the HSP Focus Group to provide input for the upcoming updates of the HSP form;
- Hosted an internal agency-specific forum providing an opportunity for agency personnel to meet with HUB vendor exhibitors;
- Participated in the statewide HUB Coordinators Discussion Workgroup (HDWG);
- Co-hosted the statewide HUB Coordinators Training Workshops;
- Attended the Bexar County Business Forum and hosted the HDWG meeting in San Antonio; and
- Provided updates to agency executive leadership regarding the agency's HUB participation;

DPS is firmly committed to the goals identified and recognized by the State of Texas HUB Program and will continue to work to increase HUB participation related to contracting and subcontracting opportunities. Should you have any questions regarding the agency's program, don't hesitate to contact Michael Parks at (512) 424-2205 or michael.parks@dps.texas.gov.

Sincerely,

DocuSigned by:

Michael D. Parks

F7FB8162184041E...
Michael Parks

Director of Procurement and Contract Services/HUB Program Coordinator

October 18, 2024

FY 2024 Annual HUB Report Supplemental Summary Letter for Agency # 448

The Office of Injured Employee Counsel (OIEC) is administratively attached to the Texas Department of Insurance and therefore TDI procures goods and services for OIEC. OIEC and TDI are committed to including Historically Underutilized Businesses (HUBs) in procurements by providing opportunities for both direct contracting and subcontracting.

OIEC and TDI's "Good Faith Efforts" to ensure continued HUB participation during FY 2024 included:

- Continued support of the Texas Association of African American Chambers of Commerce (TAAACC) and the Texas Association of Mexican American Chambers of Commerce (TAMACC).
- Attended several HUB forums sponsored by organizations, businesses, and governmental entities to locate businesses that would provide goods and services for the agency.
- Attended and actively participated in monthly HUB Discussion Workgroup meetings.
- Ensured that contract specifications, terms, and conditions reflected the agency's actual requirements, were clearly stated, and did not impose unreasonable or unnecessary contract requirements.
- Prepared and distributed information on procurement procedures in a manner that encouraged participation in agency contracts by all businesses.
- For informal purchases, encouraged purchasing staff to procure items from a HUB if the HUB's bid was within 10 percent of the lowest bid and the HUB was able to meet TDI's procurement needs.
- In accordance with Section 2161.252 of the Texas Government Code, required respondents to solicitations with an expected value over \$100,000, for which the agency determined subcontracting opportunities were probable, to complete and submit a HUB Subcontracting Plan.
- Upon request, provided a list of HUBs by the National Institute of Governmental Purchasing (NIGP) class and item code to vendors to assist the vendors in locating potential subcontractors to respond to solicitations.
- Assisted potential respondents with the HUB Subcontracting Plan (HSP) process by offering courtesy reviews of draft HSPs prior to final proposal submission.

OIEC and TDI support the Texas HUB Program and will continue to pursue HUB participation in the agency's procurement process. Questions regarding the TDI HUB Program can be forwarded to me at 512-676-6153 or tricia.schulze@tdi.texas.gov.

Tricia Schulze

Tricia Schulze, CTCM, CTPM
Procurement Director/HUB Coordinator
Procurement Office

October 18, 2024

FY 2024 Annual HUB Report Supplemental Summary Letter for Agency # 454

The Texas Department of Insurance (TDI) is committed to including Historically Underutilized Businesses (HUBs) in its procurements by providing opportunities for both direct contracting and subcontracting.

TDI's "Good Faith Efforts" to ensure continued HUB participation during FY 2024 included:

- Continued support of the Texas Association of African American Chambers of Commerce (TAAACC) and the Texas Association of Mexican American Chambers of Commerce (TAMACC).
- Attended several HUB forums sponsored by organizations, businesses, and governmental entities to locate businesses that would provide goods and services for the agency.
- Attended and actively participated in monthly HUB Discussion Workgroup meetings.
- Ensured that contract specifications, terms, and conditions reflected the agency's actual requirements, were clearly stated, and did not impose unreasonable or unnecessary contract requirements.
- Prepared and distributed information on procurement procedures in a manner that encouraged participation in agency contracts by all businesses.
- For informal purchases, encouraged purchasing staff to procure items from a HUB if the HUB's bid was within 10 percent of the lowest bid and the HUB was able to meet TDI's procurement needs.
- In accordance with Section 2161.252 of the Texas Government Code, required respondents to solicitations with an expected value over \$100,000, for which the agency determined subcontracting opportunities were probable, to complete and submit a HUB Subcontracting Plan.
- Upon request, provided a list of HUBs by the National Institute of Governmental Purchasing (NIGP) class and item code to vendors to assist the vendors in locating potential subcontractors to respond to solicitations.
- Assisted potential respondents with the HUB Subcontracting Plan (HSP) process by offering courtesy reviews of draft HSPs prior to final proposal submission.
- Awarded \$2,003,398.83 to HUB contractors and subcontractors under TDI's Special Deputy Receiver program. These are non-treasury funds classified as private purpose trust funds and therefore not counted in TDI's HUB figures.

TDI supports the Texas HUB Program and will continue to pursue HUB participation in the agency's procurement process. Questions regarding the TDI HUB Program can be forwarded to me at 512-676-6153 or tricia.schulze@tdi.texas.gov.

Tricia Schulze

Tricia Schulze, CTCM, CTPM
Procurement Director/HUB Coordinator
Procurement Office



PROCUREMENT SERVICES

TEXAS TECH
Administration & Finance
Financial & Business Services

September 16, 2024

Supplemental Letter for Fiscal Year 2024 Annual HUB Report **Texas Tech University - Agency Number 733**

Texas Tech University (“TTU”) presents this information to supplement the annual Historically Underutilized Business (“HUB”) report. The letter serves to recognize TTU’s additional efforts to increase procurement and contract opportunities to HUB vendors, to educate the regional community, and to increase overall participation from HUB vendors. Though the geographic location of the TTU campus presents some challenges in the availability of resources and qualified vendors, TTU is committed to expanding our HUB participation through outreach and vendor engagement as briefly summarized below.

- TTU procurement and contract management staff participated in the State of Texas HUB Development Work Group regular meetings.
- Attended the virtual *HUB coordinator Training* facilitated by DFPS, DIR, DPS, UT Austin, UTMB Galveston on 11/10/2023.
- Contacted over 50 inactive HUB vendors previously engaged in FY24 to encourage their re-certification with the state. Provided necessary information and resources to assist them in completing the re-certification process.
- Participated and attended the *Doing Business Texas Style Spot Bid Fair & HUB Expo on May 14-15 2024, in Irving, TX*
- Attended the Business Expo – *Powered by LBK* event hosted by the Lubbock Chamber of Commerce on May 30, 2024.
- Hosted the *Texas Tech University System Small and Historically Underutilized Business Expo on June 4, 2024*, with over 61 vendors and 568 attendees.
- Established a Microsoft Teams Channel dedicated to vendors, and hosted two vendor training events on April 30, 2024 and July 30, 2024.

If you have any additional questions, please do not hesitate to contact me at 806-742-3844 or by email at jennifer.adling@ttu.edu.

Sincerely,


Jennifer Adling (Sep 16, 2024 11:35 CDT)

Jennifer Adling
Assistant Vice President and Chief Procurement Officer
Historically Underutilized Business Coordinator
Texas Tech University



COMMISSION ON STATE EMERGENCY COMMUNICATIONS

September 3, 2024

The Commission on State Emergency Communications #477 (CSEC) is committed to increasing Historically Underutilized Business (HUB) participation and contracting opportunities. The Contracting and Purchasing Office (CPO) is responsible for compliance with state HUB requirements and implementation of strategies to help the agency to meet its HUB goals. During the reporting period (September 1, 2023 - August 31, 2024) CSEC good faith efforts included participating in a variety of HUB events.

Below is a summary of our agency's HUB event participation for this period:

- May 2024: Dallas Procurement Connection Seminar & Expo
- July 2024: Health and Human Services (HHS) Department of Family Protective Services (DFPS) Virtual HUB Forum
- Monthly HUB Discussion Working Group (HDWG) meetings

CSEC is committed to the HUB program and will continue our good faith efforts to increase HUB contracting.

Respectfully,

Noah Gilliam

Noah Gilliam
Director of Contracting and Purchasing/HUB Coordinator
Commission on State Emergency Communications
noahg@csec.texas.gov
(512) 979-2013 Work

**529 and 537-Fiscal Year 2024****Annual HUB Report Supplemental Letter**

The Health and Human Services Commission (HHSC) is committed to the utilization of Historically Underutilized Businesses (HUBs) by contracting both directly and indirectly through prime and subcontracting opportunities. Our good faith efforts to maximize HUB participation for the period of September 1, 2023 to August 31, 2024 include the following:

- Reviewing solicitations to determine subcontracting opportunities for inclusion of HUB in contracts over \$100,000;
- Providing HUB Subcontracting Plan (HSP) training to current and potential contractors, agency contract managers, purchasing personnel, the HUB vendor community and other interested parties;
- Conducting post-award meetings with prime contractors after execution of contracts over \$100,000 to review HUB subcontracting plan compliance and reporting requirements;
- Evaluating HUB subcontracting plans for compliance as required by 34 TAC 20.285, if applicable;
- Hosting and co-sponsoring HUB economic opportunity forums (EOFs) and related statewide HUB outreach events;
- Providing trainings to HUBs re: state procurement processes, and how to do business with HHS;
- Notifying HUBs not registered on the Centralized Masters Bid List about recertification and potential HHS bid opportunities; and
- Providing updates to agency leadership regarding the agency's HUB/minority participation.

HHSC would like to highlight additional expenditures made, but not captured by the Statewide HUB Report. During this reporting period, the agency utilized HUBs indirectly in the amount of \$16,222,055.22. These expenditures are for contracts which used a non-reportable object code that is not included in the statewide report.

HHSC supports the State of Texas HUB Program and will continue to work to increase HUB participation. Should you have any questions or need additional information, please contact, Letisha Metayer, HHSC Procurement and Contracting Services- HUB Director at (512) 884 - 8647 or by email at: letisha.metayer@hhs.texas.gov.

Signed by:

9D9731E292154BE...

Kay Molina, HHSC Deputy Executive Commissioner for Procurement and Contracting Services

**529 and 537-Fiscal Year 2024****Annual HUB Report Supplemental Letter**

The Health and Human Services Commission (HHSC) is committed to the utilization of Historically Underutilized Businesses (HUBs) by contracting both directly and indirectly through prime and subcontracting opportunities. Our good faith efforts to maximize HUB participation for the period of September 1, 2023 to August 31, 2024 include the following:

- Reviewing solicitations to determine subcontracting opportunities for inclusion of HUB in contracts over \$100,000;
- Providing HUB Subcontracting Plan (HSP) training to current and potential contractors, agency contract managers, purchasing personnel, the HUB vendor community and other interested parties;
- Conducting post-award meetings with prime contractors after execution of contracts over \$100,000 to review HUB subcontracting plan compliance and reporting requirements;
- Evaluating HUB subcontracting plans for compliance as required by 34 TAC 20.285, if applicable;
- Hosting and co-sponsoring HUB economic opportunity forums (EOFs) and related statewide HUB outreach events;
- Providing trainings to HUBs re: state procurement processes, and how to do business with HHS;
- Notifying HUBs not registered on the Centralized Masters Bid List about recertification and potential HHS bid opportunities; and
- Providing updates to agency leadership regarding the agency's HUB/minority participation.

HHSC would like to highlight additional expenditures made, but not captured by the Statewide HUB Report. During this reporting period, the agency utilized HUBs indirectly in the amount of \$16,222,055.22. These expenditures are for contracts which used a non-reportable object code that is not included in the statewide report.

HHSC supports the State of Texas HUB Program and will continue to work to increase HUB participation. Should you have any questions or need additional information, please contact, Letisha Metayer, HHSC Procurement and Contracting Services- HUB Director at (512) 884 - 8647 or by email at: letisha.metayer@hhs.texas.gov.

Signed by:

9D9731E292154BE...

Kay Molina, HHSC Deputy Executive Commissioner for Procurement and Contracting Services

**Administrative Services
Procurement Office**
2147-TAMU
College Station, TX 77843-2147
Tel. 979-314-5848 |
nick.galetka@ag.tamu.edu



555 – Fiscal 2024 Annual HUB Report Supplemental Letter

Texas A&M AgriLife Extension is dedicated to providing full and equal opportunities to minority, women, and service-disabled veteran-owned businesses. We are committed to increasing the participation of Historically Underutilized Businesses (HUBs) in our procurement opportunities and making a good-faith effort to meet or exceed HUB goals.

Mentor Protégé Agreement:

Texas A&M AgriLife Extension is proud to have fostered a new Mentor Protégé Agreement between Commonwealth Trading Company, Inc. and Best Buy. Effective date 1/25/2024.

A total of 20 HUB outreach events were participated in on behalf of the agency, including:

- HUB Discussion Work Group (Monthly)
- HMSDC Expo 2023
- TDLR's First Annual "Breaking Boundaries" HUB Expo
- 2024 SMWVBO BUSINESS CONFERENCE
- Semi-Annual TUCHA Meeting at TTI
- Statewide HUB EXPO Beaumont 2024
- DMV Annual Marking for Success HUB Expo
- Texas A&M University – System Wide HUB Expo
- Doing Business Texas Style Spot Bid Fair 2024
- TDA Inaugural HUB Expo
- Tejas Office Products – Meet & Greet hosted by TAMU

Texas A&M AgriLife Extension is committed to promoting the participation of HUB vendors in their procurement process through continued outreach and good-faith effort.



Donna Alexander
Assistant Director, Agency CFO



Chris Chamberlain
Director, Procurement Services & HUB



Nick Galetka
HUB Coordinator

556 – Fiscal 2024 Annual HUB Report Supplemental Letter

Texas A&M AgriLife Research is dedicated to providing full and equal opportunities to minority, women, and service-disabled veteran-owned businesses. We are committed to increasing the participation of Historically Underutilized Businesses (HUBs) in our procurement opportunities and making a good-faith effort to meet or exceed HUB goals.

Mentor Protégé Agreement:

Texas A&M AgriLife Research is proud to have fostered a new Mentor Protégé Agreement between Commonwealth Trading Company, Inc. and Best Buy. Effective date 1/25/2024.

A total of 20 HUB outreach events were participated in on behalf of the agency, including:

- HUB Discussion Work Group (Monthly)
- HMSDC Expo 2023
- TDLR's First Annual "Breaking Boundaries" HUB Expo
- 2024 SMWVBO BUSINESS CONFERENCE
- Semi-Annual TUCHA Meeting at TTI
- Statewide HUB EXPO Beaumont 2024
- DMV Annual Marking for Success HUB Expo
- Texas A&M University – System Wide HUB Expo
- Doing Business Texas Style Spot Bid Fair 2024
- TDA Inaugural HUB Expo
- Tejas Office Products – Meet & Greet hosted by TAMU

Of the 577 bids solicited to vendors, 314 of these vendors were HUBs (54%), with 43 responses from HUBs, for an overall yield rate of 14%.

Despite the highly specialized nature of agricultural research equipment and services, Texas A&M AgriLife Research is committed to increasing opportunities for HUB vendors to participate in our procurements.



Chris Chamberlain
Director, Procurement Services & HUB



Nick Galetka
HUB Coordinator

557 – Fiscal 2024 Annual HUB Report Supplemental Letter

Texas A&M Medical Veterinary Diagnostic Laboratory is dedicated to providing full and equal opportunities to minority, women, and service-disabled veteran-owned businesses. We are committed to increasing the participation of Historically Underutilized Businesses (HUBs) in our procurement opportunities and making a good-faith effort to meet or exceed HUB goals.

Mentor Protégé Agreement:

Texas A&M Veterinary Medical Diagnostic Laboratory is proud to have fostered a new Mentor Protégé Agreement between Commonwealth Trading Company, Inc. and Best Buy. Effective date 1/25/2024.

A total of 20 HUB outreach events were participated in on behalf of the agency, including:

- HUB Discussion Work Group (Monthly)
- HMSDC Expo 2023
- TDLR's First Annual "Breaking Boundaries" HUB Expo
- 2024 SMWVBO BUSINESS CONFERENCE
- Semi-Annual TUCHA Meeting at TTI
- Statewide HUB EXPO Beaumont 2024
- DMV Annual Marking for Success HUB Expo
- Texas A&M University – System Wide HUB Expo
- Doing Business Texas Style Spot Bid Fair 2024
- TDA Inaugural HUB Expo
- Tejas Office Products – Meet & Greet hosted by TAMU

At Texas A&M Veterinary Medical Diagnostic Laboratory we purchase highly Specialized Veterinary equipment and services to promote animal health and protect agricultural, companion animal, and public health in Texas and beyond through excellence in diagnostic testing, veterinary medicine, and disease surveillance. We recognize the importance of the HUB program and seek out HUBs through our good-faith effort and outreach events to fulfill these unique procurement needs.


Matthew Durham
Assistant Director, Agency CFO


Chris Chamberlain
Director, Procurement Services & HUB


Nick Galetka
HUB Coordinator



P.O. Box 13231, 1700 N. Congress Ave.
Austin, TX 78711-3231, www.twdb.texas.gov
Phone (512) 463-7847, Fax (512) 475-2053

580 – Fiscal Year 2024 Annual HUB Report Supplemental Letter

The Texas Water Development Board (TWDB) is dedicated to supporting the Historically Underutilized Business (HUB) program by actively seeking HUB participation in all procurement opportunities. As a result of our good faith efforts in soliciting HUBs, the TWDB sought out HUB vendor participation as required in various procurement categories. The TWDB continues to seek opportunities to increase HUB participation, such as:

- Participate in economic opportunity forums and business networking sessions.
- Emphasize and increase outreach and marketing efforts to educate current HUB vendors on specific Board procurement opportunities.
- Assist interested HUB vendors with the state’s HUB certification process and with the processes of other recognized certification programs.
- Attend pre-bid meetings to ensure that potential responders understand and comply with applicable HUB subcontracting plan requirements.
- Post to the agency’s website information and guidance related to the HUB program.
- Educate agency staff via training on the HUB program and goals/reporting requirements.
- Increase focus on interdepartmental collaboration and coordination with other areas of the agency.
- Improve upon HUB participation in TWDB procurements through expanded outreach and coordination efforts of the Assistant HUB Coordinator and Vendor Outreach Specialist.

In addition, the TWDB reports non-treasury HUB data via the State Water Implementation Fund for Texas (SWIFT) Program’s Historically Underutilized Business Annual Report. This information is reported to the SWIFT Advisory Committee, according to Texas Water Code §15.438 (n). The non-treasury data for fiscal year 2024 is unavailable at this time, however, based on the most recent data available, the SWIFT Program HUB expenditures amounted to approximately \$93 million in fiscal year 2022. More information on the SWIFT Program and the TWDB non-treasury numbers is available at <http://www.twdb.texas.gov/financial/programs/SWIFT>.

The TWDB fully supports and is committed to increasing the potential for HUB participation in all TWDB expenditures. We will continue current efforts that have proven successful and explore new opportunities wherever possible. Please feel free to contact me at (512) 936-6090 or Cameron.Turner@twdb.texas.gov for additional information or clarification.

Cameron Turner
Director, Procurement & Contract Services

<p>Our Mission</p> <p>Leading the state’s efforts in ensuring a secure water future for Texas</p>	<p>Board Members</p> <p>Brooke T. Paup, Chairwoman L’Oreal Stepany, P.E., Board Member Tonya R. Miller, Board Member</p> <p>Bryan McMath, Executive Administrator</p>
--	--

Jon Niermann, *Chairman*
Emily Lindley, *Commissioner*
Bobby Janecka, *Commissioner*
Kelly Keel, *Interim Executive Director*



TEXAS COMMISSION ON ENVIRONMENTAL QUALITY

Protecting Texas by Reducing and Preventing Pollution

10/10/24

Supplemental Summary for Fiscal Year 2024 Annual HUB Report for Agency 582

The Texas Commission on Environmental Quality (TCEQ) is dedicated to supporting the goals and intent of the Historically Underutilized Business (HUB) program. Accomplishments during FY24:

- Participated in 53 Economic Opportunity Forums at which HUBs received information on how to do business with TCEQ.
- Maintained sponsorship of two Mentor-Protégé agreements.
- Provided information to HUBs on state procurement requirements and how to do business with TCEQ through one-on-one meetings, email, and by phone.
- Held workshops for HUB vendors on the HUB program and on state and agency procurement requirements.
- Presented HUB-related information at all pre-solicitation conferences, covering areas such as HUB subcontracting plan compliance, the selection of HUBs, the procedure for searching the Central Master Bidders List, and the Mentor-Protégé program.
- Assisted in development of solicitations that emphasized regional service areas, as opposed to the solicitation of service contracts on a statewide basis.
- Ensured specifications did not include unnecessary requirements that would impede HUB participation by, for example, reviewing bond and insurance requirements.
- Provided information regarding TCEQ procurement opportunities, HUB certification and state purchasing requirements to the Texas Association of African American Chambers of Commerce and the Texas Association of Mexican American Chambers of Commerce.
- Participated on CPA Statewide Procurement Division (SPD) HUB trainings.
- Invited the Texas Association of Mexican American Chambers of Commerce (TAMACC) and the Texas Association of African American Chambers of Commerce (TAACC) to TCEQ pre-proposal conferences via webinars in accordance with the previous Memorandum of Cooperation (MOC) agreement.
- Participated in statewide HUB Discussion Workgroup legislative subcommittee and outreach subcommittee meetings.
- Identified a total of \$4,664,691 payments to governmental entities (i.e., federal agencies, municipalities, etc.). Factoring out these expenditures the actual HUB performance will be higher.
- TCEQ continues its efforts to maximize HUB participation in the Professional Services category, recognizing constraints due to the specialized nature of the agency's engineering contracts and limited vendor availability.

Should you have any questions, please contact TCEQ HUB Coordinator Claribel Diaz via email at claribel.diaz@tceq.texas.gov.

Sincerely,

A handwritten signature in cursive script that reads "Yolanda Davis".

Yolanda Davis, CPP
Deputy Director
Financial Administration Division

Marty H. Graham, Chairman
David Basinger, Vice Chairman
Scott Buckles, Member
José O. Dodier, Jr., Member



Barry Mahler, Member
Tina Y. Buford, Member
Carl Ray Polk, Jr., Member
Rex Isom, Executive Director

TEXAS STATE SOIL AND WATER CONSERVATION BOARD
Protecting and Enhancing Natural Resources for Tomorrow

September 16, 2024

Comptroller of Public Accounts
TPASS Division
Hub Reporting
P.O. Box 13047
Austin, TX 78711

Re: Supplemental Letter for FY 24 Annual HUB Report for Agency # 592

The Texas State Soil & Water Conservation Board (TSSWCB) is committed to making a good faith effort to increase economic opportunities for Historically Underutilized Businesses (HUB's). During FY 24 TSSWCB made the following good faith efforts:

- Increased the number of HUB vendors to our agency Vendor list
- Conducts in-house training classes with internal users to increase TSSWCB HUB utilization
- Conducts information sessions with TSSWCB management on current FY HUB utilization in order to promote and increase our HUB expenditures.
- Actively searching to secure Mentor/Protégé Program participants

Our HUB Outreach efforts:

- Participated in Sen. Miles' virtual Expo-Government Spot Bid Fair in September 2023.
- Co-hosted with Texas Department of Motor Vehicles the 2024 Marketing for Success-10th Annual HUB Vendor Fair on April 4, 2024.
- Participated in Sen. Wests' 2024 Doing Business Texas Style in Irving from May 23-24th

Marty H. Graham, Chairman
David Basinger, Vice Chairman
Scott Buckles, Member
José O. Dodier, Jr., Member



Barry Mahler, Member
Tina Y. Buford, Member
Carl Ray Polk, Jr., Member
Rex Isom, Executive Director

TEXAS STATE SOIL AND WATER CONSERVATION BOARD
Protecting and Enhancing Natural Resources for Tomorrow

The Texas State Soil & Water Conservation Board fully supports the idea that all qualified businesses deserve the opportunity to compete in the State's procurement process and is committed to increasing the potential for HUB participation in all agency expenditures. To that extent, we will continue current efforts that have proven successful, and explore new opportunities wherever possible.

Sincerely,

Amy Devereaux
Fiscal Services



Supplemental Letter for FY 2024 Annual HUB Report for Agency #608

The Texas Department of Motor Vehicles (TxDMV) continues to actively support the goals and intent of the Historically Underutilized Business (HUB) program. Management and staff are committed to providing opportunities for both direct and indirect access and communication with HUB vendors. The department's good-faith efforts to expand HUB participation for FY 2024 included the following:

- **Outreach and Education:** TxDMV HUB and procurement staff attended and exhibited and participated in 21 outreach efforts, including virtual economic forums for FY 2024. These efforts included seminars and workshops hosted by several non-profit minority organizations and state HUB departments to educate HUB business owners on procurement opportunities, providing them with valuable insights into our organization's requirements and expectations. Additionally, we've collaborated with the statewide HUB office and business development organizations to offer resources and technical assistance to HUB vendors. These targeted strategic efforts have increased our HUB utilization over previous years.
- **Networking Opportunities:** TxDMV hosted our annual Marketing for Success event, several matchmaking sessions and economic opportunity virtual forums that facilitated connections between prime vendors, HUBs and our procurement team. These events have proven effective in creating new business relationships and opportunities and created a new Mentor Protégé relationship for FY 2024.
- **Transparent Reporting:** TxDMV's commitment to transparency is reflected in our regular reporting on the progress of our HUB outreach efforts. We regularly track and publish data, and meet with procurement staff on the utilization of HUBs ensuring accountability and continuous improvement.
- **Feedback Mechanism:** To improve our outreach programs, we actively seek feedback from HUB business owners who have engaged with our organization. Their input helps us to refine our strategies and better serve their needs and provide training and seminars at our annual Marketing for Success event.

TxDMV remains committed to the success of its HUB Program and will continue to explore every opportunity for HUB use. We will continue to work with the vendor community, minority organizations and chambers to further HUB outreach and utilization throughout the state of Texas.

If I can provide any additional information or answer any questions, please do not hesitate to contact me at (512) 465-1257 or via email at Brad.Payne@txdmv.gov.



TEXAS
JUVENILE JUSTICE
DEPARTMENT

644 – Fiscal Year 2024 Annual HUB Report Supplemental Letter

The Texas Juvenile Justice Department (TJJD) recognizes the importance of the Historically Underutilized Business (HUB) Program. TJJD is committed to providing the maximum opportunity to Historically Underutilized Business through a good faith effort of effectively promoting economic opportunities to HUB businesses. TJJD is pleased to report the following activities that demonstrate our good faith effort for the period September 1, 2023 – August 31, 2024.

- Active member of the *HUB Discussion Workgroup* and *SACC/Purchasing Subcommittee*, actively participating in the ongoing monthly meetings, gaining knowledge of HUB rules, following pending legislative changes, participating in HUB events, and dissemination HUB information designed to increase HUB opportunity and participation.
- Participated in the Houston Minority Supplier Development Council Spot Bid fair on October 11th-12th, 2023. TJJD brought 10 bid opportunities to the HUB fair and awarded approximately \$5K to HUB vendors.
- Attended the Texas Department of Licensing and Registration's 1st Annual Breaking Boundaries HUB expo on October 23rd, 2023, to network with new HUB vendors, other state agencies, and take part in presentations given by CPA, DIR, and Mentor Protégé partnered companies.
- Attended the Bexar County Business Conference on December 6th, 2023 to network with HUB vendors and actively participated in the HUB Discussion Work Group Meeting held that day.
- Participated in the Perry Office Plus Expo on February 28th, 2024 to meet and network with HUB vendors.
- Attended the 10th Annual Marketing for Success HUB vendor Fair with TxDMV on April 4th, 2024.
- Participated in Senator West's Doing Business Texas Style Spot Bid Fair in Irving on May 14th and 15th, 2024. TJJD took 24 bid opportunities to the HUB fair, and awarded approximately \$105K to HUB vendors.
- Attended the HHS and DFPS Virtual HUB forum on July 24th, 2024 to learn more about NIGP codes, HSPs, and PARs from experienced HUB coordinators, and participate in small group breakout sessions with HUB vendors and state agencies.
- The Agency prepares and distributes information on procurement procedures to HUBs in a manner that encourages participation in state contracts by all businesses.
- Meets with and provides direct, hands on, guidance to interested HUBs seeking information regarding opportunities with TJJD. For HUBs wanting additional assistance, we provide one-on-one information sessions related to participation in other statewide opportunities for HUB businesses.
- Collaborated with CPA HUB department personnel and HUB coordinators from other agencies to increase our knowledge about HUB reporting, the mentor protégé program, and HUB events.

The Texas Juvenile Justice Department supports the State of Texas HUB Program and will continue to be proactive in increasing HUB participation through good faith efforts. Should questions arise relating to this information, please contact Kellie Love, HUB Program Coordinator, at 254-218-2065 or email kellie.love@tjjd.texas.gov .

Kellie W Love

Kellie Love
HUB Program Coordinator
09/11/2024



Texas Department of Criminal Justice

Bryan Collier
Executive Director

Agency 696 - Fiscal 2024 Annual HUB Report Supplemental Letter

The Texas Department of Criminal Justice (TDCJ) is firmly committed to promoting and increasing contracting opportunities with Historically Underutilized Businesses (HUBs). The agency seeks to accomplish this by using a highly structured program that is presented as the TDCJ HUB Action Plan. This action plan consists of separate action projects, each with a written plan including action steps, persons responsible, and due dates for completion. This plan is continuously evaluated as new opportunities are identified.

Agency good faith efforts include the following:

- Working with trade organizations, business organizations, and contractor associations to identify potential HUB prime contractors and subcontractors to bid on TDCJ contracts.
- Continuing to promote and expand the Mentor-Protege program.
- Assisting HUB vendors with opportunities to present their products and services to TDCJ staff.
- Providing assistance, training, educational materials, and seminars to women and minority-owned businesses and organizations regarding "How to Do Business with the State of Texas and TDCJ".
- Continuing to provide one-on-one training and quarterly HUB training to procurement staff.
- Participated in thirty-five (35) HUB expos/forums.
- Participated in seventy-five (75) pre-bid conferences to introduce HUB subcontractors to prime contractors and provide instructions for the HUB Subcontracting Plan.
- Conducted thirty-five (35) one-on-one meetings with vendors on how to do business with TDCJ.
- Agency's Annual HUB/Vendor Show hosted more than 400 attendees and featured a presentation on upcoming HVAC projects.
- Notified more than 65,200 HUB vendors of bid opportunities.
- Working with Small Business Development Centers to promote HUB certification.
- Participated in HUB Discussion Workgroups and HUB Planning Committees.
- Continue to honor the Memorandum of Cooperation Agreements with the Texas Association of Mexican American Chambers of Commerce and the Texas Association of African American Chambers of Commerce. The agency continues to work with both chambers to create relationships that encourage, educate, and assist HUBs in obtaining contracts with the State of Texas.

TDCJ is committed to programs that improve our participation with HUBs. TDCJ's executive staff provides leadership and oversight for the HUB Program, resulting in a concentrated focus on the HUB initiative within the operational areas of the agency. A close working relationship between HUB Program staff and Contracts and Procurement staff is key to the success of creating and increasing contacting opportunities for HUBs.

For further information, please contact our HUB Director, Jemelle Spivey at (936) 437-3774.

Sincerely,

A handwritten signature in black ink, appearing to read "Ron Steffa".

Ron Steffa
Chief Financial Officer

Our mission is to provide public safety, promote positive change in offender behavior, reintegrate offenders into society, and assist victims of crime.

P.O. Box 99
Huntsville, Texas 77342-0099
(936) 437-2107
www.tdcj.texas.gov



709 - Fiscal 2024 Annual HUB Report Supplemental Letter

Texas A&M University Health Science Center remains dedicated to promoting good faith efforts by maximizing Historically Underutilized Business (HUB) participation in its procurement opportunities. This commitment aligns with Texas A&M University System Policies 25.06 and 25.06.01, which emphasize HUB participation across all System members.

During this period, Texas A&M Health hosted, sponsored, and and/or participated in multiple outreach events including:

- | | |
|--|--|
| Houston Minority Supplier Development Council Expo | TAMU HUB Construction Expo (Co-Hosted) |
| Texas A&M at Galveston – HSP Training (Hosted) | TDLR Breaking Boundaries Expo |
| Greater Houston Business Procurement Forum | DMV Marketing for Success |
| B/CS Chamber of Commerce Community Impact Awards (Sponsor) | |
| TAMU System Wide HUB Expo (Hosted) | DFWSMDC Access Expo/Spot Bid Fair |
| University of Houston-Clear Lake HUB Expo | State of Texas HUB + DBE Expo |

In addition, Texas A&M Health sponsored two additional Mentor/Protégé Agreements.
 Best Buy Direct / Commonwealth Trading Company, Inc.
 PIER Group, LLC / Computer Wholesale Products of America, Inc.

The following is bid data is reported for Texas A&M Health for the period of 9/1/2023 – 8/31/2024.

- Total Bids Sent to HUBs 295
 - Total Responses by HUBs 38
 - Percentage Rate of Responses 12.9%

 - Total Bids Sent 880
 - Total Bids Sent to HUBs 295
 - Percentage of Bids Sent to HUBs 33.5%
- Versus Total Bids Sent

Despite the complex and specialized demands of medical research equipment and services, Texas A&M Health is dedicated to expanding opportunities for HUB vendors to participate in these procurements. This commitment reflects a strong belief in promoting diversity and inclusion within the procurement process, ensuring equitable access to opportunities, and cultivating a dynamic network of suppliers in the healthcare research field.

Robert C. Bounds
 Executive Director, Procurement Services
 Texas A&M University on behalf of
 Texas A&M University Health Science Center

Purchasing & Stores (Bldg. 0957)
 330 Agronomy Road
 1477 TAMU
 College Station, Texas 77843-1477
 Tel. 979-845-4570


<https://purchasing.tamu.edu>




710 – Fiscal 2024 Annual HUB Report Supplemental Letter

The Texas A&M University System (A&M System) remains committed to making a good faith effort to provide equal access and opportunity to Historically Underutilized Businesses within the State of Texas. It is the policy of the A&M System to promote and encourage the use of HUBs for the acquisition of all goods and services through outreach in the State of Texas, and to encourage the development of meaningful relationships with HUBs. Led by the Chancellor of the A&M System, this is a top-down administrative commitment for success. Below are examples of outreach efforts made throughout the year in support of the HUB Program.

- **Identified, promoted, and recruited HUBs for use throughout the A&M System and the System Offices by hosting, sponsoring, and attending forums, fairs, and events:**
 - Collaborated with the Statewide HUB Program to host virtual training to teach vendors how to submit a HUB certification application through the Statewide HUB Portal, September 2023
 - Participated at the Texas A&M University – SSC HUB Construction Expo, October 2023
 - Hosted a booth at the HMSDC Spot Bid Fair and Expo, October 2023
 - Participated at the D/FWMSDC HARDHAT Construction Expo in Irving, TX, February 2024
 - Attended the Texas A&M University System-wide HUB Expo in College Station, TX, April 2024
 - Participated at the Dallas Fort Worth Minority Supplier Development Council (DFWMSDC) 2023 Doing Business Texas Style Spot Bid Fair in Irving, TX, May 2024
 - Attended the University of Texas San Antonio (UTSA) Small Business Development Center (SBDC) APEX Accelerator Supplier Vendor Networking Breakfast in San Antonio, TX, June 2024
 - Hosted a room at the UTSA SBDC APEX Accelerator Matchmaker Event, June 2024
 - Hosted a table at the Texas Facilities Commission (TFC) HUB Huddle in Austin, TX, August 2024
 - Sponsored and participated at the Regional Hispanic Contractors Association (RHCA) Build Fort Worth Expo, August 2024
 - Hosted a breakout room at the University of Houston System (UHS) Virtual HUB Forum, August 2024
 - Participated at the Greater Houston Business Procurement Forum (GHBPF) multiple months
- Continually updated and maintained the A&M System HUB Program webpage to increase resources and information available to businesses
- Established new memberships with the Houston and Dallas Fort-Worth chapters of the National Association of Minority Contractors to increase the visibility of project opportunities and connect with HUBs.
- Worked with the Office of Facilities Planning & Construction (FP&C) and the System members to provide opportunities to HUBs for A&M System construction projects by posting, distributing, and promoting major construction projects and encouraging joint ventures with HUBs.
- Collaborated with general contractors who have been awarded contracts on capital projects to host pre-bid and outreach meetings to promote the projects to HUBs and encourage the use of HUBs in subcontracting.
- Met one-on-one with HUBs to discuss upcoming opportunities within their service capabilities and connect them System Members needing their services.

DocuSigned by:

 E28E2924E09047F

Jeff Zimmermann
 Executive Director, Procurement & Business Services | HUB Program

DocuSigned by:

 06EBCCBABDFP476

Porschia Tolbert
 HUB Program Director

711 & 718 – Fiscal 2024 – Annual HUB Report Supplemental Letter

Texas A&M submits the following supplemental HUB report information with respect to 711 – Texas A&M University-Main and 718- Texas A&M University at Galveston.

As follows is bid data as such bids are issued by Texas A&M University Procurement Services for Texas A&M University Main (711) for the period of 9/1/23 – 8/31/24: 2,662 total bids with 969 bids sent to HUB's (36.4%) and 182 responses received giving a yield rate of 18.8%

As follows is bid data as such bids are issued by Texas A&M University Procurement Services for Texas A&M University at Galveston (718) for the period of 9/1/23 – 8/31/24: 63 total bids with 11 bids sent to HUB's (17.5%) and 2 responses received giving a yield rate of 18.2%

Additional information positively impacting the annual report for both 711 and 718 is improved internal reporting on HUB subcontracting related to major construction contracts which has led to increases in existing categories and impacts in support of the Heavy Construction category.

In addition to those outreach events either attended and conducted as reported in the FY25 Mid-Year Supplemental Letter, both 711 and 718:

Attended:

DMB Marketing for Success
University of Houston Clearlake HUB Show
Spot Bid Fair-Irving

Conducted:

University & System-wide HUB vendor expo

Sincerely,

Dean Endler

Dean Endler
Assistant Vice President

Supplemental Summary for FY 2024 Annual HUB Report for Agency 712

The Texas A&M Engineering Experiment Station (TEES) is the engineering service agency of the State of Texas. We partner with industries, communities, and academic institutions to solve problems to help improve the quality of life, promote economic development and enhance the educational systems of Texas. TEES is also committed to the broad utilization of Historically Underutilized Businesses (HUBs) and minority-owned firms in its procurement process.

TEES has been able to participate in seven Economic Opportunity Forums including the “Doing Business Texas Style” Spot Bid Fair. Additional HUB promotion endeavors include participation in the quarterly meetings of the Texas Universities HUB Coordinators Alliance and the HUB Discussion Workgroup. TEES is also sponsoring a Mentor Protégé Agreement with other Texas A&M University System Members. We also continue to provide training to the researchers and staff in an effort to increase their awareness of and utilization of HUBs in the procurement of all goods and services. In addition to internal efforts to increase HUB utilization, we also work closely with HUB vendors to ensure that they are able to complete HUB subcontracting plans and submit bids electronically.

TEES is continuing two major initiatives that have proven successful over the last year. The first is reviewing all Amazon purchases for office, IT and book related items prior to placing the orders. This process has diverted numerous Amazon orders to HUB vendors. The second is assigning commodity codes to all requisitions to give procurement staff the opportunity to switch orders to HUB vendors.

While we continue to actively research and pursue potential HUB vendors, TEES has few opportunities for Heavy Construction, Building Construction, Special Trade, and Professional Service contracts. As a research entity, TEES also faces some unavailability in the areas of research/industrial laboratory equipment and supplies, as is evident by an average HUB response rate to bid requests of only 4%.

If you need additional information, please contact Ms. Mary Williams, Procurement Director and HUB Coordinator for TEES at (979) 458-8990 or e-mail at me-williams@tamu.edu.


Robert Bishop (Oct 1, 2024 10:01 CDT)

Robert H. Bishop, Ph.D.
Vice Chancellor for Engineering, The Texas A&M University System
Dean of Engineering, Texas A&M University
Director, The Texas A&M Engineering Experiment Station



713 - FY 2024 ANNUAL HUB REPORT SUPPLEMENTAL LETTER

Tarleton State University remains committed to encourage a Good Faith Effort that will support and develop opportunities to all Historically Underutilized Businesses in the state of Texas. TSU offers the following information to supplement the FY24 Annual HUB report to verify our Good Faith to identify / notify of opportunities and award contracts to Historically Underutilized Businesses.

- Bexar County Business Conference
- HDWG Member
- Senator West Spot Bid Fair
- Texas A&M System wide HUB Expo

Ongoing Activities:

- Outreach and education are provided in conjunction with the University's Office of People and Culture New Employee Orientation. This acquaints new hires with the HUB program and the importance of the program.
- Join forces with other state agencies through Texas Universities HUB Coordinators Alliance (TUCHA) which stimulates growth within the HUB Program and enables discussion on best practice.
- Monthly HUB roundtable discussions with A&M System.
- Tarleton State University posts all bids over \$25,000 on the ESBD.
- Provide review of HSP plans at outsourced contractor's bid openings of awarded contracts and are instructed on the University's HUB goals, utilization and reporting procedures associated with submitting HUB Subcontracting Plans.
- Procurement system simplifies purchasing with HUB vendors by way of punch-out Supplier catalogs on existing contracts.

Signed by:

D26CF24DE1644F0...

Kent Styron
Assistant Vice President
University Compliance, Contract Administration and Purchasing
HUB Coordinator

Supplemental Summary for Annual FY24 HUB Report for Agency 714

October 18, 2024

The University of Texas Arlington (UTA) is dedicated to promoting opportunities for these Historically Underutilized Businesses to compete for University purchases and contracts. The policy is to foster an environment that will enhance participation from such vendors from all areas of the University to increase purchases and contracts awarded with HUB suppliers.

The institution exceeded two of the six HUB goals, Special Trades and Commodities. The impact in the Heavy Construction is due to limited requirements. Professional and Other Services categories impact due to limited opportunities in these categories, requiring licensed professionals and specialized services. Building Construction category, impact is due to Pre-Constructions Services, typically self-performed by the general contractor. During the 3rd and 4th of FY24, trade opportunities were identified, and HUB firms were solicited through the Good Faith Effort. The HUB program will continue to work to improve HUB participation in the underperforming categories.

The University's focus on outreach is to ensure we comply with the Good Faith Effort to promote the HUB program. The Good Faith Effort is not only external but internal education is also a part of the mission. Outreach and supplier education are a vital part of conveying our commitment to HUB suppliers. Strategies involve every practical means for informing the HUB vendor community of business opportunities.

In addition to HUB supplier training, our good faith efforts also focused on internal education by providing training sessions for UTA Staff:

- Reviewed all offers of solicitation over \$100K before being published
- Participated in Pre-Bid meeting on RFPs greater than \$100k to encourage subcontracting.
- Provided buyers with NIGP searches to identify certified HUBs
- Provided HUB Subcontracting Plan Training after Pre-Bid meeting
- Provided courtesy reviews of HUB Subcontracting Plans
- Reviewed all Progress Assessment Reports for compliance with HUB Subcontracting Plan

UTA has achieved notable progress in FY24, evidenced by an increase in the number of HUB awards across all categories except Service-Disabled Veteran-owned businesses. HUB is in collaboration with the UTA Veterans Business Outreach Center to focus on improving performance in the Service-Disabled Veterans HUB goal.

HUB aligned with Procurement, Strategic Sourcing and Disbursement to cultivate an environment focused on analytics to optimize processes and leverage data to identify patterns and current trends to focus on areas in underperforming HUB categories.

UTA supports the State of Texas HUB Program and continues to be proactive to increase HUB participation and strives to provide HUB suppliers a fair opportunity to participate in the procurement process.

Respectfully submitted,

Mario Ramirez

Mario Ramirez
Director, HUB Program and Coordinator

716 – Fiscal 2024 Annual HUB Report Supplemental Letter

The Texas A&M Engineering Extension Service (TEEX) is an internationally recognized leader in the delivery of emergency response, homeland security and workforce training, exercises, technical assistance, and economic development. TEEX offers on-site customized training and services to businesses and industries, municipalities and public agencies across the globe. TEEX is committed to encouraging and promoting the use of Historically Underutilized Businesses (HUBs) in all procurement opportunities. As a training agency, there are many occasions where the agency must expend funds for unique and proprietary equipment for which there are no HUB sources. However, the agency's continued good faith efforts demonstrate its dedication to advocating and supporting the HUB program. The agency director and executive staff are provided monthly agency HUB activity reports. The agency conducts HUB committee meetings which provide input, leadership and oversight for the HUB program. The HUB Coordinator assists TEEX divisions in identifying and locating HUB vendors for all procurement opportunities. TEEX continues to emphasize, promote and validate its commitment to the HUB program by being active in the following during September 1, 2023-August 31, 2024:

- Encouraged, notified and assisted non-certified HUBS to become certified by the State of Texas
- Assisted vendors in completing the HUB subcontracting plan by phone or email
- Membership in the Texas University HUB Coordinators Alliance/Gulf Coast chapter (TUHCA) and attended meetings
- Hosted, attended, participated and exhibited at the following:
 - Attended WorkQuest 35th Annual Products & Services Expo, September 2023
 - Participated at the Houston Minority Supplier Development Council (HMSDC) Transforming Business through Growth & Innovation Spot Bid Fair & Expo in October 2023
 - Participated at TDLR's 1st annual Breaking Boundaries Expo, October 2023
 - Hosted with Texas A&M Forest Service a Meet the Vendor forum-Wilton's Office Works, January 2024
 - Participated at the TDMV Annual Marketing HUB vendor Fair, April 2024
 - Participated at the Texas A&M University System-wide HUB Expo, May 2024
 - Participated at the Dallas Fort Worth Minority Supplier Development Council (DFWMSDC) 2024 Doing Business Texas Style Spot Bid Fair, May 2024

These activities demonstrate TEEX's good faith Effort to support the State of Texas HUB program. For additional information, please email ashley.chavez@teex.tamu.edu.



Tracy Foster

Associate Agency Director/CFO



Ashley Chavez

HUB Program Manager

711 & 718 – Fiscal 2024 – Annual HUB Report Supplemental Letter

Texas A&M submits the following supplemental HUB report information with respect to 711 – Texas A&M University-Main and 718- Texas A&M University at Galveston.

As follows is bid data as such bids are issued by Texas A&M University Procurement Services for Texas A&M University Main (711) for the period of 9/1/23 – 8/31/24: 2,662 total bids with 969 bids sent to HUB's (36.4%) and 182 responses received giving a yield rate of 18.8%

As follows is bid data as such bids are issued by Texas A&M University Procurement Services for Texas A&M University at Galveston (718) for the period of 9/1/23 – 8/31/24: 63 total bids with 11 bids sent to HUB's (17.5%) and 2 responses received giving a yield rate of 18.2%

Additional information positively impacting the annual report for both 711 and 718 is improved internal reporting on HUB subcontracting related to major construction contracts which has led to increases in existing categories and impacts in support of the Heavy Construction category.

In addition to those outreach events either attended and conducted as reported in the FY25 Mid-Year Supplemental Letter, both 711 and 718:

Attended:

DMB Marketing for Success
University of Houston Clearlake HUB Show
Spot Bid Fair-Irving

Conducted:

University & System-wide HUB vendor expo

Sincerely,

Dean Endler

Dean Endler
Assistant Vice President



719-Fiscal Year 2024 Annual HUB Report Supplemental Letter

Texas State Technical College is committed to making a good faith effort to contract with and support Historically Underutilized Businesses (HUBs). With campuses across Texas, we report under agency 719 and ensure a competitive procurement process that provides fair and equal access to all businesses as outlined in Texas Government Code, Chapter 2161.

In addition to the FY24 Annual HUB Report, we are providing the following information to better represent our proactive effort to increase HUB utilization across the College:

- Spent \$35,281.38 on DIR HUB suppliers.
- We are continuing to fine-tune our approach to tracking and achieving HUB goals by maintaining a system that monitors progress for seven high-impact Capital Construction Assistance Projects (CCAP) across seven campuses.
- 43 events were posted, with a total of 15,043 bids sent out, of which 9,063 were to HUB. TSTC received 94 responses.
- Increased visibility and strengthened partnerships by participating in three HUB events:
 - Cen-Tex HUB Contracting Event, Waco - March 27, 2024
 - Houston Minority Supplier Development Council Spot Bid Fair, Houston - October 11th - 12th
 - Spot Bid Fair and HUB Expo, Irving - May 14th - 15th, 2024

For additional information, please contact me by phone at (254) 867-3757 or via email at garchie@tstc.edu.

Sincerely,

Glendoris Wynn
Manager, Strategic Sourcing
Strategic Procurement

STRATEGIC PROCUREMENT

3801 Campus Drive
Waco, Texas 76705



720 – Fiscal 2024 Annual HUB Report Supplemental Letter

It is the policy of The University of Texas System Administration to promote and encourage contracting and subcontracting opportunities for Historically Underutilized Businesses (HUBs) in all contracts. Measurements of supply marketplace variables, including demand for goods and services for which no HUB suppliers are available, and payments to non-certified HUB firms are important considerations in evaluating HUB program performance. In other services, we had large expenditures in insurance premiums and software where traditionally there is limited HUB availability for the scale of projects or in the very specialized categories of services UT System purchases.

Utilization of MWBEs

- In fiscal year 2024, over \$16.3 million was spent with minority and women-owned firms not certified as HUBs in building construction (4 firms - \$16,136,661) and professional services (2 firms- \$167,288)

Good faith efforts include but are not limited to:

- Made presentation on UT System HUB Construction Contractor Guide at the DFW Minority Supplier Development Council Hard Hat Construction Expo
- Made presentation on the UT System HUB Program and procurement process in partnership with the Contracts and Procurement Office to the Greater Austin Black Chamber of Commerce
- Sponsored four HUB outreach and training events
 - Fourth Annual UT Systemwide HUB Procurement Opportunity Webinar
 - Fourth Annual UT Systemwide HUB Construction Opportunity Webinar
 - UT Joint Medical Center Project A/E HUB Outreach
 - UT System Construction Subcontractor Classes (four)
- Attended over a dozen HUB outreach events sponsored by but not limited to
 - National Association of Minority Contractors Central Texas
 - Texas Association of Mexican American Chambers of Commerce
 - Dallas/Fort Worth Minority Supplier Development Council
 - Houston Minority Supplier Development Council
 - Regional Hispanic Contractors Association
- HUB team had over 100 meetings with HUB firms virtually, on the phone, and in person to discuss business opportunities
- Focus on Mentor Protégé Program
 - There were 5 active partnerships during the fiscal year

The University of Texas System Administration, in partnership with the institutions within The University of Texas System, is committed to maximizing HUB participation by fostering collaborative efforts and innovative approaches ensuring HUB inclusion in local communities throughout the state in an effort to facilitate economic development.

The University of Texas System Administration submits this supplemental letter to provide additional information and background related to its HUB program. Please address inquiries to the HUB Office, 512-499-4377 or e-mail to hhay@utsystem.edu.

Hopeton Hay

Hopeton B. Hay, Executive Director
HUB Office



**OFFICE OF THE ASSISTANT VICE PRESIDENT AND CHIEF PROCUREMENT OFFICER
PROCUREMENT AND PAYMENT SERVICE**

UT Administration Building • 1616 Guadalupe Street, Suite 3.302 • Austin, Texas 78701

Supplemental Summary for FY 2024 Annual Report Agency 721

This supplement to The University of Texas at Austin's Annual Historically Underutilized Business Report for Fiscal Year 2024 has been prepared to provide a broader and more comprehensive representation of The University of Texas at Austin's efforts in its attempt to reach the Good Faith Effort Goals set by the State Legislature.

In accordance with the *Texas Government Code*, Sections 2161.181-182 and §20.284 of the *Texas Administrative Code* (TAC), state agencies shall make a good faith effort to utilize State of Texas certified, Historically Underutilized Businesses (HUBs) in contracts for construction, services, including professional and consulting services, special trade, and commodities.

The University of Texas at Austin's annual HUB percentage has averaged 18.15% over the last six fiscal years: 2018 (19.86%); 2019 (20.87%); 2020 (16.22%); 2021 (17.43%); 2022 (16.78%); 2023 (17.74%). The University's annual HUB percentage for fiscal year 2024 is 16.62% with \$143,255,687 awarded to HUB suppliers.

Fiscal Year 2024 (FY24) has seen headway in strategic efforts to develop new sourcing opportunities and move from a purely competitive supplier network to one that includes strategic business alliances, while safeguarding for the highest level of qualified diverse supplier performance, as a direct result of continued efforts in supplier outreach and focused training provided directly to certified HUB suppliers.

Results of FY24 good faith efforts include:

- \$29.6M in payments to HUB suppliers, through contracts that include subcontracting awards.
- \$34.2M in direct awards to HUB supplier, accounting for 23.89% of overall total HUB supplier spend in FY24.
- \$143.2M in overall spend with HUB suppliers, a \$21.9M (18%) increase over FY23 (\$121.3M).
- 356 HUB suppliers contracted with during FY24
- Reached out to 5,749 HUB suppliers across 65 projects and outreach events, with 3,033 (approximate 52.75% of HUB suppliers) viewing solicitations.
- More than 2,300 diverse supplier contacts made across all outreach events.
- Provided 51 training sessions in FY 2024 to HUB certified and Non-HUB suppliers during the biweekly HUB Subcontracting Plan (HSP) and HUB Compliance Reporting System (B2G) recurring training events.
- Recent procurement strategy in FY24 resulted in new awards that will contribute an estimated \$18.7 million in HUB spend over the next five years within the construction and facilities services category.
- Excluding "non-availability" payments made where HUB firms were not available during FY24 HUB, the adjusted total payments made by UT Austin to HUB firms would equal 18.34% of overall university spend.

Signed by:

Rogelio E. Anasagasti

784CA1DBDA574AF

Rogelio E. Anasagasti
Assistant Vice President
Procurement and Payment Services
HUB Coordinator

2024-10-18 | 14:28:53 CDT

Date



Texas A&M Transportation Institute
3135 TAMU
College Station, TX 77843-3135

979-317-2000
<http://tti.tamu.edu>

Agency 727 — Fiscal Year 2024 Annual HUB Report Supplemental Letter

The Texas A&M Transportation Institute (TTI) continues its commitment to the State of Texas Historically Underutilized Business (HUB) Program. TTI's goal is to provide procurement and contracting opportunities for qualified businesses through a competitive procurement process. TTI continues efforts to diversify its vendor base. Additionally, the agency continues to partner with other Texas A&M University System members to maximize HUB participation through collaborative efforts.

A research agency within the A&M System, TTI's mission is to solve transportation problems through research and to transfer technology to meet the transportation challenges of tomorrow. As a research agency, TTI must sometimes expend funds for unique proprietary equipment and commodities for which there are no HUB sources. These types of expenditures may significantly reduce TTI's HUB participation percentage.

TTI's good-faith efforts to increase the HUB participation level and the diversification of vendors include the following in-reach and outreach initiatives:

- Continuous promotion of the HUB Program and assistance in identifying and using HUB vendors for spot purchases through a proactive approach to HUB vendor visits and certification assistance to vendors.
- Sponsorship of mentor/protégé agreements.
- Participation and training within the HUB Discussion Workgroup and the Texas Universities HUB Coordinators Alliance.
- Participation in the A&M System HUB coordinator meetings and the Texas State Comptroller's Office.
- Participation in various specialized vendor and economic opportunity forums, including but not limited to participation in:
 - The 2023 "Houston Minority Supplier Development Council Business Expo and Spot Bid Fair."
 - The "Doing Business Texas Style Spot Bid Fair."

Questions regarding the TTI HUB Program should be directed to Krystal Schnettler, TTI HUB coordinator, at (979) 317-2744 or by email at k-schnettler@tti.tamu.edu.

A handwritten signature in blue ink that reads "Krystal Schnettler".

Krystal Schnettler
HUB Coordinator, Texas A&M Transportation Institute

cc: Gregory D. Winfree, Agency Director
Rodney Horrell, Assistant Agency Director and CFO

The University of Houston #730 (UH) and #783 (UHS) is committed to increasing HUB participation and contracting opportunities. The HUB Operations Department (HOD) is responsible for compliance with state HUB requirements and implementation of strategies to help the University meet state HUB goals. During the reporting period (September 1, 2023-August 31, 2024) UH good faith efforts included a variety of actions such as: serving as an exhibitor and/or panelist at community sponsored HUB outreach events (e.g., East End Chamber of Commerce Business EXPO; Asian Chamber of Commerce Business, Tri-County Black Chamber of Commerce, Houston Minority Supplier Development Council, Golden Triangle; Greater Houston Partnership; Greater Houston Procurement Forum, Hispanic Chamber of Commerce, Bexar County SMWVBO Conference, Choice Partners Market Place, Texas Association of Mexican American Summit, Texas Black EXPO and many other HUB outreach events.


Outcomes: During FY24 UH HUB Dept. outreach consisted of a hybrid of (in-person and virtual) events:

- HUB Vendor Fair where select HUBs providing priority goods/services made presentations to UH Colleges/Division staff.
- HUB Forum where 230 HUBs learned how to do business with the various UH components and workshops on how to increase contract award.
- Large Construction Projects Informational meeting where over 200 people participated. The forum consisted of exhibitors from the bonding, insurance, lending, purchasing cooperatives, prime contractors and resource partners. Forum panelist representing UH and the construction industry addressed: Owners key considerations when selecting a company, prime contractors address subcontractors' opportunities and process for subcontractors to be considered. Attendees also asked panelist questions as well having time to network one-on-one with the panelist and other attendees.
- Construction Management Talent Pipeline Program- Partnership with UH College of Engineering, Technology Division Construction Management Department, National Association of Minority Contractors (NAMC) Houston Chapter initiative to increase the construction industry talent base. The class content addresses skills and knowledge needed to be competitive as a prime contractor on UH and similar agencies construction projects. The class size is purposely small (16-20) participants.

In terms of new strategies to promote HUB inclusion on UH construction projects, UH HUB Operations Department (HOD) staff began development of a HSP training video to undergird vendors knowledge of how to develop a compliant HSP.

UH is committed to the HUB program and will continue our good faith efforts to increase expenditures with HUBs.

Respectfully,



F. Linelle Clark, Ph.D.

Director, Historically Underutilized Business (HUB) Operations

University of Houston

A Carnegie-designated Tier One Public Research University

713-743-8603; flclark@uh.edu



731 – Fiscal Year 2024 Annual HUB Supplemental Letter

Texas Woman's University (731) submits this supplemental letter to the Annual Historically Underutilized Business (HUB) report. Texas Woman's University continues its good faith effort to support the HUB program and grow participation in the University's purchases and contracts. Our goal is to continue to raise awareness through outreach and ongoing activities. Below is a brief summary of some of our efforts over the prior twelve (12) months.

- Created a new position to help increase HUB awareness and outreach
- Attended monthly HDWG meetings
- Posted all bids greater than \$25,000 on ESD to reach as many HUB's as possible
- Researched HUB vendors on the CBML for informal and formal solicitations
- Created a punch-out catalog for technology purchases from our HUB vendor, Tejas Office Supplies
- Provided review of HSP's for formal solicitations
- Updated website to include multiple HUB resources, referencing in-depth research on the statewide HUB Program
- Attended Houston Minority Supplier Development Council Spot Bid Fair, October 2023
- Attended TXDMV 10th Annual Marketing for Success HUB Vendor Fair, April 4, 2024
- Attended UNT Dallas HUB Vendor Fair, April 17, 2024
- Attended Doing Business Texas Style Spot Bid Fair, May 14-15, 2024
- Attended UT Dallas HUB Vendor Fair, May 23, 2024
- Hosted Summus Webinar for TWU employees, May 1, 2024
- Hosted TWU HUB Vendor Summus Showcase, June 5, 2024
- Hosted Growing Your Business with HUB Certification Webinar alongside Teacher Retirement System of Texas and the Statewide HUB Program, June 27, 2024

Sincerely,

A handwritten signature in black ink that reads 'Nancy Cinnater'.

Nancy Cinnater

Chief Procurement Officer/HUB Coordinator

Procurement Services
411 Texas Street, Support Annex, Denton, Texas 76204
Phone: 940-898-3535



PROCUREMENT SERVICES

TEXAS TECH
Administration & Finance
Financial & Business Services

September 16, 2024

Supplemental Letter for Fiscal Year 2024 Annual HUB Report **Texas Tech University - Agency Number 733**

Texas Tech University (“TTU”) presents this information to supplement the annual Historically Underutilized Business (“HUB”) report. The letter serves to recognize TTU’s additional efforts to increase procurement and contract opportunities to HUB vendors, to educate the regional community, and to increase overall participation from HUB vendors. Though the geographic location of the TTU campus presents some challenges in the availability of resources and qualified vendors, TTU is committed to expanding our HUB participation through outreach and vendor engagement as briefly summarized below.

- TTU procurement and contract management staff participated in the State of Texas HUB Development Work Group regular meetings.
- Attended the virtual *HUB coordinator Training* facilitated by DFPS, DIR, DPS, UT Austin, UTMB Galveston on 11/10/2023.
- Contacted over 50 inactive HUB vendors previously engaged in FY24 to encourage their re-certification with the state. Provided necessary information and resources to assist them in completing the re-certification process.
- Participated and attended the *Doing Business Texas Style Spot Bid Fair & HUB Expo on May 14-15 2024, in Irving, TX*
- Attended the Business Expo – *Powered by LBK* event hosted by the Lubbock Chamber of Commerce on May 30, 2024.
- Hosted the *Texas Tech University System Small and Historically Underutilized Business Expo on June 4, 2024*, with over 61 vendors and 568 attendees.
- Established a Microsoft Teams Channel dedicated to vendors, and hosted two vendor training events on April 30, 2024 and July 30, 2024.

If you have any additional questions, please do not hesitate to contact me at 806-742-3844 or by email at jennifer.adling@ttu.edu.

Sincerely,


Jennifer Adling (Sep 16, 2024 11:35 CDT)

Jennifer Adling
Assistant Vice President and Chief Procurement Officer
Historically Underutilized Business Coordinator
Texas Tech University



Supplemental Summary Letter for FY2024 Annual HUB Report for Agency 735

Midwestern State University (MSU) is committed to increasing purchases and contract awards with Historically Underutilized Business (HUB) firms consistent with the State's goals for HUB participation and overall economic development. Purchasing will conduct its work in accordance with federal and state laws, and will perform socioeconomic programs mandated by the Texas Legislature. MSU continues to develop and expand its Historically Underutilized Business (HUB) Program to support small, minority, veteran and woman-owned businesses.

Progresses for this year are noted below:

- Corresponded with a HUB woman-owned company (Regina Teplow) for HUB opportunities 11/16/2023.
- Attended the HMSDC Spot Bid Oct 11-12, 2023 (virtually).
- Attended Angelo State University's Virtual Presentation with Tekgration on 02/01/2024.
- Participated in the monthly Texas Comptroller of Accounts – State of Texas HUB Development Work Group (HDWG) regular monthly meetings.
- Attended Angelo State University's Virtual Presentation with Mavich on 02/28/2024. Encouraged them to become CLC licensed with MSU for promotional supplies opportunities.
- Attended the HUB Spot Bid Fair May 14, 2024 in Irving, TX.
- Visited with one vendor who was a recent HUB to encourage them to obtain certification renewal 03/21/2024: K Pearl/Cleanco.
- Visited with Torrez Paper Company about custodial and other spend opportunities 04/09/2024.
- Attended the Texas Tech University Small Business Expo, June 4, 2024 in Lubbock, TX.
- Mayfield Paper Company mentor protégé with Streamline Strategic Solutions finalized August 2024.

Ongoing Activities:

- Create an environment to further enhance and promote the HUB program.
- Implemented ongoing training on the HUB program for faculty and staff with our training processes.
- Continue to use the centralized master bidders list (CMBL) to increase the bids solicited from HUB's.
- The HUB Search Assistance is added as an appendix to bids for guidance to vendors.
- Continue to utilize Cooperative and purchasing contracts with HUB awarded vendors.
- Continue to introduce new HUB vendors to MSU for additional procurement opportunities.
- Continue open door policy in which minority and woman-owned businesses can come by and ask for assistance in understanding the HUB Program. This includes HUB certification, ESBD state portal, and cooperative opportunities, along with "How to do Business" with MSU and the State of Texas.

MSU is located in the North Central Texas region of the State. The number of HUB vendors in the region is limited, with only 30 HUB vendors in Wichita County and the surrounding 11 counties. This makes it challenging to select a HUB vendor from a competitive standpoint. Most HUB vendors are located at least 120 miles from the University. Their pricing of bids makes it difficult to be competitive with local bidders given the distance and related travel costs. MSU remains committed to growing the subcontracting opportunities for HUB vendors by reviewing the HSP plans and expanding our HUB participation through outreach and vendor engagement to achieve the best value to the University.

In summary, Midwestern State University values and actively supports the HUB Program. It is committed to promoting and increasing HUB vendors wherever possible, and appreciates the state of Texas's efforts to support small, minority, veteran and woman-owned businesses.

Respectfully submitted,


Tracy Nichols

Director, Purchasing and Contract Management

Tracy.nichols@msutexas.edu or 940-397-4277



ANGELO STATE UNIVERSITY
HUB Program/ Logo Licensing

Re: Supplemental Letter for FY2024 Annual HUB Report for Agency Number 737

Angelo State University (“ASU”) is providing this letter to supplement the Annual Historically Underutilized Business (“HUB”) Report. This letter serves to provide information on ASU’s efforts to increase HUB vendor utilization and outreach efforts:

- Attended TX Comptroller HUB Training and HUB Development Work Group meetings between 9/1/23 to 8/31/24.
- Outreach efforts include:
 - *HUB & Small Business Events Attended:*
 - 09/28/23 – Hear A HUB Program Virtual Presentation: Sunny Anne, LLC
 - 10/04/23 – Internal HUB Program Presentation for ASU Departments
 - 10/19/23 – Governor’s Small Business Summit – San Angelo
 - 11/02/23 – Meet the Buyer for Small Businesses – San Angelo
 - 11/08/23 – Summus Industries 2023 Virtual Office Supply Show
 - 12/06/23 – Bexar County Business Conference
 - 02/01/24 – Hear A HUB Program Virtual Presentation: Tekgration, LLC
 - 02/28/24 – Hear A HUB Program Virtual Presentation: Mavich, LLC
 - 03/01/24 – 5th Annual Houston Business Matchmaker virtual event
 - 04/05/24 – Co-hosted the Annual TXDMV and other state agencies HUB vendor fair
 - 05/14-5/15/24 – Annual Senator West Spot Bid Fair
 - 06/04/24 – Annual Texas Tech University System Small Business Fair
 - 08/28/24 – Annual University of Houston Small Business and HUB Vendor virtual event
 - *Community Outreach:* Participated in some Concho Cadres new business welcome events. Contacted small businesses to explain the HUB Program certification process and provided HUB vendors with an opportunity to give presentations.
- *HUB Mentor/Protégé Program:* ASU sponsors 3 Mentor/Protégé agreements. ASU hosted meetings to assess status of agreements and HUB development goals.

ASU is committed to promoting the State of TX HUB Program and will continue to work towards increasing our HUB utilization. If you have questions, please contact me at (325) 486-6844 or Jennifer.lennon@angelo.edu.

Regards,

Jennifer Lennon

Jennifer Lennon
HUB & Logo Licensing Coordinator



742 - Fiscal Year 2024 Annual HUB Report Supplemental Letter

The University of Texas Permian Basin continues to strive to serve the diverse community of Odessa, Texas and the State of Texas by providing contract opportunities and assistance to historically underutilized businesses as well as “new” businesses that strive to become HUB certified.

The following are major activities hosted, sponsored, coordinated and supported by the UTPB HUB program during this reporting period. These involvements serve to expand and strengthen UTPB’s HUB program and outreach efforts. The major objective for our outreach programs is to increase awareness of registered HUB vendors and the goods and services they can offer our campus community.

- Partnered with America Small Business Development Center and Northwest Texas APEX Accelerator Center to facilitate relationships with new potential HUB vendors to Mentor and Protégé them through the becoming a HUB vendor process.
- Participation in Senator West Spot Bid Fair in Irving, TX.
- Provide information on the importance and requirements of HUB and it’s benefits to the UTPB community in its quarterly new users’ trainings.
- Worked with the University of Texas Group Purchasing Organization – Supply Chain Alliance on the Academic Institutions needs concerning available HUB contracts
- Participate in UT System HUB virtual Construction and Goods and Services events to HUB attendees.

The University of Texas Permian Basin has worked to continually increase HUB spend, and our efforts have made a difference in the following categories;

Awarded to HUB Vendor, Exclusive Custodial Contract FY24, \$7,500,000

Exceeded the State of Texas Commodity Purchasing goal by seven percent 7%

The University of Texas Permian Basin will continue to maintain the HUB program in a priority capacity and put its best efforts forward in providing contracting opportunities for HUB firms.

The University of Texas Permian Basin submits this supplemental letter to provide additional information and background related to its HUB program. Please address inquiries to the Office of Purchasing, 432.552.2795 or email to Montalvo_e@utpb.edu.

E. Montalvo

E. Montalvo, CTCD, CTCM
HUB Coordinator - Director of Purchasing
University of Texas Permian Basin
Montalvo_e@utpb.edu
432.552.2795

Supplemental Summary for Fiscal Year 2024 Annual HUB Report for Agency 745

UT Health San Antonio is committed to demonstrating Good Faith Efforts to assist Historically Underutilized Businesses in supplying the University with supplies, equipment, and services. As a healthcare and research institution, the University must contract for goods and services for which there are few or no HUB sources identified, such as major medical and research equipment, medical and laboratory products, blood products, and oncology pharmaceuticals. Provided below is a representative list of outreach activities that serve as our continued mission to support the HUB Program Good Faith Efforts.

- Conducted presentations, participated in agency panel discussions on “How to do Business with UT Health San Antonio,” and participated as an exhibitor in the following forums:
 - “Contracts in Healthcare” with University Health System & UTHSA Virtual Event
 - MEDWeek Annual Conference & Awards Luncheon
 - SBA 5th Annual Virtual Business Matchmaker
 - HMSDC EXPO & Spot Bid Fair
 - SMWBE 2023 Bexar County Business Conference
 - UT Health San Antonio Fall 2023 HUB Vendor Fair
 - UT Health San Antonio Spring 2024 HUB Vendor Fair
 - UT Health San Antonio & UTSA 2024 Construction Fair
 - UT Health San Antonio, UT Austin & UTSA 2024 Architect and Engineering Fair
 - Capability Briefings Session @ UTSA with Center for Government Contracting
 - Center for Government Contracting Conference & Matchmaking Event
 - 4th Annual Systemwide HUB Goods & Services Opportunity Webinar
 - 4th Annual Systemwide HUB Construction Opportunity Webinar
 - Black Contractors Association of San Antonio Pop-Up Networking Event
 - 2024 "Doing Business Texas Style" Spot Bid Fair
 - SBDC APEX Accelerator Matchmaking Event

- Attended monthly member meetings and special programming with community and professional organizations:
 - NAWBO Monthly Meetings
 - MEDWeek Event Planning Committee & Consortium Meetings
 - San Antonio Business Opportunity Council (SABOC) Monthly Meetings
 - SABOC Awards Reception
 - SMWBE 2023 Bexar County Business Conference Planning Meetings
 - UT System HUB Coordinator Training Advisory Group
 - UT Systemwide HUB Coordinators Meetings
 - HUB Discussion Workgroup (HDWG) & Trainings
 - UT System Supply Chain Alliance (SCA) – Power of Collaboration Conference
 - “Developing the Sell” 3rd Annual Series for Small Businesses with UTSA, ACCD & COSA
 - One on One meetings throughout the year with HUB vendors and potential HUB vendors for assistance with HSPs, HUB certification, PARs and how to do business with UTHSA.
 - Initiated attendance in monthly capital projects OAC meetings to provide HUB feedback on goal progress and assistance with subcontracting options as necessary.

Regards,



Eric R. Walls
Senior Director of Supply Chain Management & HUB Coordinator



UNIVERSITY OF TEXAS RIO GRANDE VALLEY

Historically Underutilized Business Program Office

1201 West University • UNFS 1.104 • Edinburg, Texas 78539-2999 • Phone (956) 665-2161 • Fax (956) 665-7330

REFERENCE: 746 – Fiscal 2024 Annual HUB Report Supplemental Letter

The University of Texas Rio Grande Valley continues its commitment to the Historically Underutilized Business (HUB) Program. Our University maintains an ambitious outreach program in the Rio Grande Valley. We assume a leadership position among other state and local agencies in promoting HUB issues in our area and encourage non-certified minority and women owned businesses to become HUB certified. An element of this effort is to facilitate the application process as much as possible for businesses through working closely with the Texas Procurement and Support Services Office. The University coordinated and/or participated in the following outreach activities during FY 2024:

- October 22-25, 2023 – Cohosted the “2023 University of Texas System Supply Chain Alliance Power of Collaboration Conference” in conjunction with the University of Texas System Supply Chain Alliance at South Padre Island, TX
- October 27, 2023 - Virtually attended Systemwide HUB Coordinators Meeting – Q1 FY24
- December 5, 2023 - Attended Systemwide HUB Coordinators Meeting – Q2 FY24, in San Antonio, TX
- December 6, 2023 – Participated in the “Bexar County SMWBE Business Opportunity Forum” in San Antonio, TX
- December 9, 2023 - Virtually attended Systemwide HUB Coordinators Meeting - Q2 FY23
- January 18-19, 2023 – Hosted the “UTRGV Vendor Fair” in Edinburg, TX and Brownsville, TX
- February 22, 2024 – Presented at the Prairie View A&M Cooperative Extension Program “Bid Academy” in Brownsville, TX
- February 28, 2024 – Attended the “UTRGV New Student Housing Pre-Proposal Meeting & Outreach Mixer” in McAllen, TX
- March 23, 2024 – Participated in “Let’s Get Down to Business” Small Business Training and Outreach in Harlingen, TX
- March 24, 2024 - Virtually attended Systemwide HUB Coordinators Meeting - Q3 FY23
- April 4, 2024 – Attended the “Governor’s Small Business Summit” in Weslaco, TX
- April 24, 2024 – Virtually participated in the “4th Annual UT Systemwide HUB Procurement Opportunities Webinar”
- April 28-30, 2024 – Attended the “University of Texas System Supply Chain Alliance Travel Council Collaboration Conference” in San Antonio, TX
- May 8, 2024 – Presented at “RGV Startup Week” Small Business Outreach in Brownsville, TX
- May 14-15, 2024 – Participated in the “Access 2024 Business Expo and Spot Bid Fair” in Irving, TX
- May 30, 2024 – Presented at the Prairie View A&M Cooperative Extension Program “Bid Academy” in Mercedes, TX
- June 5, 2024 – Hosted the “UTRGV/Keystone Live Trailer Expo” in Edinburg, TX
- August 1, 2024 - Virtually participated in the 4th Annual UT Systemwide HUB Construction Opportunities Webinar
- HUB Coordinators current areas of engagement:
 - Current President of the South Texas Universities HUB Coordinators Alliance.
 - HUB Coordinator Mentor to the South Texas APEX Accelerator Program, formerly Procurement Technical Assistance Center.
- In addition to seminars and conferences attended and sponsored by our office, we have also met virtually with over twenty-five vendors on an individual basis to help with the HUB application and CMBL process.

We feel that these activities will help increase the number of HUB suppliers in our area. Although we make every effort to procure from HUBs, there are some goods and services for which there are no HUB suppliers available. As an institution of higher education with a medical school, we contract for highly specialized equipment, software and services (e.g., medical, engineering, scientific equipment) for which HUB supply sources do not exist.

Respectfully submitted,

DocuSigned by:

Alex Valdez

02E733D64647400
Alex Valdez, CPM

Chief Procurement Officer/HUB Coordinator
UTRGV Procurement Office

Email: alex.valdez@utrgv.edu

DocuSigned by:

Marilu Reyes

4801A17C8BDF41E...
Marilu Reyes, CTCD

Asst Dir of Procurement & Travel Admin/HUB Coordinator
UTRGV Procurement Office

Email: marilu.reyes@utrgv.edu



Agency 750 Supplemental Letter for FY 2024 Annual HUB Report

The University of Texas at Tyler (UT Tyler) provides a supportive outreach and community awareness program to promote HUB procurement by (1) educating departmental purchasers on the HUB program, (2) hosting periodic HUB vendor presentations and (3) conducting periodic Staff Coordinating Group meetings.

UT Tyler is committed to making a good faith effort to increase purchases and contract awards with HUB vendors. We continue to concentrate our efforts to increase opportunities for minority and women owned businesses by attending forums and increasing campus awareness and participation in the HUB Program.

Sincerely,

DocuSigned by:

Dwain Morris

532B4332A1C44A3

Dwain Morris, CFO

The University of Texas at Tyler

UNT SYSTEM™

Agency 752 – University of North Texas Fiscal 2024 Annual HUB Report Supplemental Letter

The University of North Texas System, Agency 769, manages the Historically Underutilized Business (HUB) Program for each of the entities under a shared services agreement. These agencies include: the University of North Texas (Agency 752); University of North Texas Health Science Center (Agency 763); University of North Texas at Dallas (Agency 773); and the UNT System Administration (Agency 769).

The UNT System submits the following information to supplement the FY 24 Annual HUB Report as evidence of our Good Faith Effort to locate and transact with HUBs and to exceed our HUB participation goals. Our outreach activities are summarized below.

- Conducted face-to-face and/or virtual meetings with vendors to discuss HUB certification, Mentor/Protégé Programs, and upcoming opportunities
- Worked directly with vendors to complete HUB certification process and to assist with the renewal process
- Attended events sponsored by local chambers of commerce and diversity advocacy groups
- Sponsored various events that included prospective HUB vendors and allowed for opportunities to match-make between Prime vendors and HUB vendors
- Attended numerous pre-solicitation meetings, evaluation committees, and selection interviews
- Managed Mentor-Protégé sponsorships, including quarterly meetings with Mentors and Protégés
- Utilized social media platform to promote opportunities: [UNTS HUB LinkedIn](https://www.linkedin.com/in/unt-system-historically-underutilized-business-program-693335250)
(<http://www.linkedin.com/in/unt-system-historically-underutilized-business-program-693335250>)

Our inreach activities include creation of an on campus community forum to connect departments with HUBs that participate in our on campus activities. Updated Procurement training material to include tips to help campus customers submit request for solicitations from HUB vendors.

If you have further questions regarding our Good Faith Efforts, please contact me.

Sincerely,



10/18/2024

Patrice Victor, M.B.A. | Director & HUB Coordinator

UNTS Office of Procurement, Office of Contract Administration/Strategic Sourcing/HUB
University of North Texas System

p: 817.735.2627

e: Patrice.Victor@untsystem.edu



Sam Houston State University

A Member of The Texas State University System

OFFICE OF BUSINESS SERVICES

753 – Fiscal 2024 Annual HUB Report Supplemental Letter

Sam Houston State University (SHSU) continues in its “Good Faith Effort” to accelerate the University’s Historically Underutilized Business (HUB) participation. The University has developed and maintains several initiatives to promote HUB participation.

- *HUB Coordinator* – The University maintains a HUB Coordinator dedicated to assisting HUB vendors in marketing their products to our University and other area universities. The HUB Coordinator also works with University departments in refining the University’s good faith HUB participation efforts.
- *Outreach* – The University is committed to purchasing goods and services from certified HUBs and participates in various events and outreach measures throughout the year which generate HUB awareness for the University’s departmental needs. The following is a sampling of these activities for the year of fiscal year 2024.
- Sept - August - Attended the Greater Houston Business Procurement Forum (GHBPF) at Houston Community College with a Purchaser to represent SHSU and SRSU. This is a monthly breakfast that SHSU attends every month.
- May - Attended the Senator West Spot Bid Fair
- Dec – Attending the Bexar County Business Expo
- *Mentor/Protégé Program* – The University continues to sponsor the 3 following mentor/protégé relationships and continues to look at establishing new relationships in the future as well.
 1. Staples and Summus
 2. WW Grainger and Bullchase Inc.
 3. MSC and Industrial Solutions

Cynthia Tate Guajardo

Cindy Tate Guajardo
HUB Coordinator

Sam Houston State University is an Equal Opportunity/Affirmative Action Institution

Box 2028 • Huntsville, Texas 77341-2028 • 936.294.1894 • Fax 936.294.1979



STEPHEN F. AUSTIN STATE UNIVERSITY

Procurement and Business Services

P.O. Box 13030, SFA Station • Nacogdoches, Texas 75962-3030
Phone (936) 468-2206 • Fax (936) 468-4282

755 – Fiscal 2024 Annual HUB Report Supplemental Letter

Stephen F. Austin State University (SFA) recognizes the State's goals of placing qualified percentages of total contracts with HUBs, and is committed to make a good faith effort to increase contract awards to HUB vendors. The following activities were undertaken during the last year in an effort to increase the number of contracts awarded to HUB's.

SFA is committed to expanding our HUB participation through outreach efforts as briefly summarized below:
During the Annual HUB report period SFA attended the following Economic Opportunity Forums:

- 2023 HMDSC Expo, Spring, October 11-12, 2023
- Participated in the University of Texas System Supply Chain Alliance "Power of Collaboration" Annual Conference, South Padre, TX, October 22-25, 2023
- Participated in UT Systemwide HUB Coordinators Meeting (virtually) on October 27, 2023
- Nacogdoches County Chamber of Commerce – Business Development Series - HUB Certification Explained, Nacogdoches, November 14, 2023
- Participated in UT Systemwide HUB Coordinators Meeting (virtually) on December 5, 2023
- Angelo State University – Virtual HUB Presentation, January 19, 2024
- Participated in monthly HDWG teleconferences
- 2024 "Doing Business Texas Style" Annual ACCESS Conference, Irving, May 14-15, 2024
- UT Systemwide HUB Goods and Services Webinar – April 24, 2024
- UT Systemwide HUB Construction Webinar – August 1, 2024

Forum HUB vendor information is shared with Procurement office, contractors and departments campus wide.

SFA is committed to promoting HUB outreach/inclusion in all solicitations and continued vendor support throughout the community and will continue to work towards increasing HUB utilization.

Questions regarding any information contained herein may be directed to the HUB Coordinator, Lacey Bradshaw, at 936-468-4412 or Lacey.Bradshaw@sfasu.edu.

Respectfully submitted,

Lacey Bradshaw
Contracting Specialist II and HUB Coordinator CTCD/CTCM



A Member of The Texas State University System

OFFICE OF BUSINESS SERVICES

756 – Fiscal 2024 Annual HUB Report Supplemental Letter

Sul Ross State University (SRSU) continues in its “Good Faith Effort” to accelerate the University’s Historically Underutilized Business (HUB) participation. The University has developed and maintains several initiatives to promote HUB participation.

- *HUB Coordinator* – The University maintains a HUB Coordinator dedicated to assisting HUB vendors in marketing their products to our university and other area universities. The HUB Coordinator also works with University departments in refining the University’s good faith HUB participation efforts.
- *Outreach* – The University is committed to purchasing goods and services from certified HUBs and participates in various events and outreach measures throughout the year which generate HUB awareness for the University’s departmental needs. The following is a sampling of these activities for the first half of fiscal year 2023.

Jan- Dec

- Attended the Greater Houston Business Procurement Forum in Houston. They were excited to see SHSU and Sul Ross Universities together since it had been a little while. The HUB Coordinator attended and a Purchaser as well. We will be attending every month.

Mentor/Protégé Program – The University actively sponsors with Staples and Summus Industries as a Mentor/Protégé relationship, as well as Grainger and Bullchase.

Cynthia Tate Guajardo
HUB Coordinator



Office of Procurement, Contracts and HUB Program

757 – Fiscal 2024 Annual HUB Report Supplemental Letter

West Texas A&M University remains diligently committed to uphold a Good Faith Effort that promotes and expands opportunities with certified Historically Underutilized Businesses in the state of Texas. It is the aim of the university to raise awareness throughout campus and the community on the HUB program through accomplishments, outreach and ongoing activities.

EOB's Attended:

- Americas SBDC at WTAMU Networking Monthly Luncheons
- A&M System Wide HUB Meeting and HUB Expo, May 2024
- HDWG-HUB Monthly Meetings
- DFW Spot Bid Fair and HUB Expo, May 2024

Ongoing Activities:

- Assist HUB vendors with opportunities by posting all bids on ESBD as well as reaching out to local HUB vendors.
- Attend construction pre-bid meetings to promote the HUB program and offer HUB Coordinator as a resource to identify HUB vendors for the General Contractor.
- Training sessions for departments on campus to inform on the HUB program and promote the use of HUB vendors.
- Audit and review of current and previous HUB reports to identify opportunities to strengthen the HUB program and provide a comprehensive overview to executive leadership.
- Annual review of the state of the universities HUB program with executive leadership.
- Identify opportunities for HUB vendors
- Identify local vendors who may be HUB eligible and help with application

The HUB program will continue to be a priority at West Texas A&M University, seeking out new mentor protégé agreements and assisting vendors to certify as HUBs. The HUB Coordinator is accessible to all vendors who are seeking information on the HUB program.

West Texas A&M University will continue to promote the HUB program and actively seek out opportunities to grow and promote the program.

Sincerely,

Bryon McCafferty

Bryon McCafferty
Director of Procurement, Contracts and HUB Coordinator
West Texas A&M University
WT Box 61001, Canyon TX 79016
bmccafferty@wtamu.edu

UNT SYSTEM™

Agency 763 – UNT Health Science Center Fiscal 2024 Annual HUB Report Supplemental Letter

The University of North Texas System, Agency 769, manages the Historically Underutilized Business (HUB) Program for each of the entities under a shared services agreement. These agencies include: the University of North Texas (Agency 752); University of North Texas Health Science Center (Agency 763); University of North Texas at Dallas (Agency 773); and the UNT System Administration (Agency 769).

The UNT System submits the following information to supplement the FY 24 Annual HUB Report as evidence of our Good Faith Effort to locate and transact with HUBs and to exceed our HUB participation goals. Our outreach activities are summarized below.

- Conducted face-to-face and/or virtual meetings with vendors to discuss HUB certification, Mentor/Protégé Programs, and upcoming opportunities
- Worked directly with vendors to complete HUB certification process and to assist with the renewal process
- Attended events sponsored by local chambers of commerce and diversity advocacy groups
- Sponsored various events that included prospective HUB vendors and allowed for opportunities to match-make between Prime vendors and HUB vendors
- Attended numerous pre-solicitation meetings, evaluation committees, and selection interviews
- Managed Mentor-Protégé sponsorships, including quarterly meetings with Mentors and Protégés
- Utilized social media platform to promote opportunities: [UNTS HUB LinkedIn](https://www.linkedin.com/in/unt-system-historically-underutilized-business-program-693335250)
(<http://www.linkedin.com/in/unt-system-historically-underutilized-business-program-693335250>)

Our inreach activities include creation of an on campus community forum to connect departments with HUBs that participate in our on campus activities. Updated Procurement training material to include tips to help campus customers submit request for solicitations from HUB vendors.

If you have further questions regarding our Good Faith Efforts, please contact me.

Sincerely,



10/18/2024

Patrice Victor, M.B.A. | Director & HUB Coordinator

UNTS Office of Procurement, Office of Contract Administration/Strategic Sourcing/HUB
University of North Texas System

p: 817.735.2627

e: Patrice.Victor@untsystem.edu



TEXAS TECH UNIVERSITY SYSTEM

Facilities Planning and Construction™

Re: 768 – Fiscal 2024 Annual HUB Report Supplemental Letter

Texas Tech University System (768) presents this supplemental letter to the annual Historically Underutilized Business (HUB) report. This letter serves to recognize the University's additional efforts to increase HUB participation in the University's purchases and contracts. Texas Tech University System is committed to expanding our HUB participation through outreach efforts as briefly summarized below:

- Took part and communicated the HUB expectations at the Pre-Response Meeting for the ASU Concho Hall Demolition on September 13, 2023.
- Attended virtually the HMSDC & Spot Bid Fair on October 12, 2023.
- Took part and communicated the HUB expectations at the Pre-Response Meeting for the TTU Junction DP Pre-Response Meeting on December 11, 2023.
- Took part and communicated the HUB expectations at the Pre-Response Meeting for the TTUHSC El Paso Comprehensive Cancer Center on February 6, 2024.
- Took part and communicated the HUB expectations at the Pre-Response Meeting for the TTUHSC El Paso Clinical Sciences Building on February 6, 2024.
- Took part and communicated the HUB expectations at the Pre-Response Meeting for the NRHC Red Steagall Institute Contractor Pre-Response Meeting on February 22, 2024.
- Took part and communicated the HUB expectations at the Pre-Response Meeting for the WDDRF and LRCC Contractor Pre-Response Meeting on March 7, 2024.
- Shared upcoming RFP's, projects, weblinks, and other related information to our TTUHSC El Paso Purchasing team who attended the City of El Paso Vendor Expo on Wednesday April 3, 2024.
- Attended the HDWG Meeting and Virtual Training on April 22, 2024.
- Set up and ran the FP&C Booth at the 2024 TTU Small Business Expo on June 4, 2024.
- Took part and communicated the HUB expectations at the Pre-Response Meeting-for the TTU Junction CMAR on June 11, 2024.
- Took part and communicated the HUB expectations at the Pre-Response Meeting- for the TTU Humanities & Education Buildings Exterior Façade Remediation CMAR on June 20, 2024.
- Continuing to sponsor the HUB Mentor-Protégé relationship between NV5 and Atlas Consulting.
- Continuing to participate in State and local monthly meetings to discuss updates on purchasing, HUB, and contracting.

If you have any questions, please do not hesitate to contact me at 806-742-2116 or by email at fpc.contracthub@ttu.edu.

Sincerely,

A handwritten signature in black ink, appearing to read "Billy Breedlove".

Billy Breedlove
Vice Chancellor
Texas Tech University System Historically Underutilized Business Coordinator

UNT SYSTEM™

Agency 769 – UNT System Administration Fiscal 2024 Annual HUB Report Supplemental Letter

The University of North Texas System, Agency 769, manages the Historically Underutilized Business (HUB) Program for each of the entities under a shared services agreement. These agencies include: the University of North Texas (Agency 752); University of North Texas Health Science Center (Agency 763); University of North Texas at Dallas (Agency 773); and the UNT System Administration (Agency 769).

The UNT System submits the following information to supplement the FY 24 Annual HUB Report as evidence of our Good Faith Effort to locate and transact with HUBs and to exceed our HUB participation goals. Our outreach activities are summarized below.

- Conducted face-to-face and/or virtual meetings with vendors to discuss HUB certification, Mentor/Protégé Programs, and upcoming opportunities
- Worked directly with vendors to complete HUB certification process and to assist with the renewal process
- Attended events sponsored by local chambers of commerce and diversity advocacy groups
- Sponsored various events that included prospective HUB vendors and allowed for opportunities to match-make between Prime vendors and HUB vendors
- Attended numerous pre-solicitation meetings, evaluation committees, and selection interviews
- Managed Mentor-Protégé sponsorships, including quarterly meetings with Mentors and Protégés
- Utilized social media platform to promote opportunities: [UNTS HUB LinkedIn](https://www.linkedin.com/in/unt-system-historically-underutilized-business-program-693335250)
(<http://www.linkedin.com/in/unt-system-historically-underutilized-business-program-693335250>)

Our inreach activities include creation of an on campus community forum to connect departments with HUBs that participate in our on campus activities. Updated Procurement training material to include tips to help campus customers submit request for solicitations from HUB vendors.

If you have further questions regarding our Good Faith Efforts, please contact me.

Sincerely,



10/18/2024

Patrice Victor, M.B.A. | Director & HUB Coordinator

UNTS Office of Procurement, Office of Contract Administration/Strategic Sourcing/HUB
University of North Texas System

p: 817.735.2627

e: Patrice.Victor@untsystem.edu

UNT SYSTEM™

Agency 773 – UNT Dallas Fiscal 2024 Annual HUB Report Supplemental Letter

The University of North Texas System, Agency 769, manages the Historically Underutilized Business (HUB) Program for each of the entities under a shared services agreement. These agencies include: the University of North Texas (Agency 752); University of North Texas Health Science Center (Agency 763); University of North Texas at Dallas (Agency 773); and the UNT System Administration (Agency 769).

The UNT System submits the following information to supplement the FY 24 Annual HUB Report as evidence of our Good Faith Effort to locate and transact with HUBs and to exceed our HUB participation goals. Our outreach activities are summarized below.

- Conducted face-to-face and/or virtual meetings with vendors to discuss HUB certification, Mentor/Protégé Programs, and upcoming opportunities
- Worked directly with vendors to complete HUB certification process and to assist with the renewal process
- Attended events sponsored by local chambers of commerce and diversity advocacy groups
- Sponsored various events that included prospective HUB vendors and allowed for opportunities to match-make between Prime vendors and HUB vendors
- Attended numerous pre-solicitation meetings, evaluation committees, and selection interviews
- Managed Mentor-Protégé sponsorships, including quarterly meetings with Mentors and Protégés
- Utilized social media platform to promote opportunities: [UNTS HUB LinkedIn \(http://www.linkedin.com/in/unt-system-historically-underutilized-business-program-693335250\)](https://www.linkedin.com/in/unt-system-historically-underutilized-business-program-693335250)

Our inreach activities include creation of an on campus community forum to connect departments with HUBs that participate in our on campus activities. Updated Procurement training material to include tips to help campus customers submit request for solicitations from HUB vendors.

If you have further questions regarding our Good Faith Efforts, please contact me.

Sincerely,



10/18/2024

Patrice Victor, M.B.A. | Director & HUB Coordinator

UNTS Office of Procurement, Office of Contract Administration/Strategic Sourcing/HUB

University of North Texas System

p: 817.735.2627


e: Patrice.Victor@untsystem.edu

Agency 774 - Fiscal 2024 Annual HUB Report Supplemental Summary Letter

Texas Tech University Health Sciences Center El Paso is committed to making good faith efforts to support, promote and include Historically Underutilized Businesses (HUB) in the procurement process and acquisition of goods and services for the institution. Being a healthcare and research institution TTUHSC El Paso is challenged to find qualified HUB's that can fulfill professional medical services contracts, offer the specialized major medical and laboratory equipment required by the institution as well as finding HUB's that can provide the pharmaceuticals required by our clinical and pharmacy operations. To meet the challenge of finding and engaging qualified HUB's the TTUHSC El Paso-HUB Office provides internal departmental training, conducts vendor and purchaser training, requires HUB outreach/inclusion in all solicitations and participates in outreach activities across the State.

Outreach efforts in FY 2024 included the attendance and participation at the following events:

- Annual Houston Business Matchmaker, Houston, TX
- HUB Discussion Working Groups (HDWG)
- 1st TTUHSCEP HUB Expo, El Paso, TX
- ACCESS Expo DFWMSSDC, Irving TX



Patricia I. Myers

Managing Director

Purchasing Services

Fred Farias III, OD, MS, FAAO
CHAIR

Stacy A. Hock
VICE CHAIR

S. Javaid Anwar
SECRETARY OF THE BOARD

Luke Schwartz
STUDENT REPRESENTATIVE

Richard L. Clemmer
Juan J. Nevarez
Ashlie A. Thomas
Welcome Wilson, Jr.
Emma C. Wollschlager
Daniel O. Wong

Sarah Keyton
INTERIM COMMISSIONER OF
HIGHER EDUCATION

781 - Fiscal 2024 Annual HUB Report Supplemental Letter

In accordance with 34 TAC § 20.284(e), The Texas Higher Education Coordinating Board (THECB) is submitting its supplemental letter to highlight Fiscal Year (FY) 2024 Historically Underutilized Businesses (HUB) outreach efforts.

THECB's outreach efforts for FY 24 included:

- Exhibitor: Texas Department of Licensing and Regulation, October 2023
- Exhibitor: Bexar County Business Conference at Freeman Expo Hall, December 2023
- Dallas Fort Worth Minority Supplier Development Council Access 2024 Business Expo, May 2024
- Exhibitor: Texas Department of Motor Vehicles Annual Marketing for Success HUB Fair, April 2024
- Exhibitor: Texas Department of Agriculture HUB Expo, August 2024

THECBs outreach and other activities:

- Reviewed technology project specifications with an estimate value of \$100,000 or more to determine if there was opportunity for HUB subcontracting;
- Established strategic partnerships with THECB Division management to provide overview of the HUB program and help in locating HUB vendors for bid opportunities;
- Met with HUB vendors to view their presentations and discuss opportunities for doing business with THECB; and
- Attended HUB Discussion Workgroup meetings to gain knowledge of what other government entities are doing to increase HUB participation, HUB rule updates, and related HUB topics.

THECB understands the positive impact HUB vendors have on the state's economic development and will continue its efforts to utilize the goods and services offered by the HUB community.

For questions, please contact Linda Natal, Director Procurement/HUB Coordinator at Linda.Natal@highered.texas.gov.

Sincerely,

Linda Natal

Linda Natal
Director, Procurement/HUB Coordinator
512.427.6141

The University of Houston #730 (UH) and #783 (UHS) is committed to increasing HUB participation and contracting opportunities. The HUB Operations Department (HOD) is responsible for compliance with state HUB requirements and implementation of strategies to help the University meet state HUB goals. During the reporting period (September 1, 2023-August 31, 2024) UH good faith efforts included a variety of actions such as: serving as an exhibitor and/or panelist at community sponsored HUB outreach events (e.g., East End Chamber of Commerce Business EXPO; Asian Chamber of Commerce Business, Tri-County Black Chamber of Commerce, Houston Minority Supplier Development Council, Golden Triangle; Greater Houston Partnership; Greater Houston Procurement Forum, Hispanic Chamber of Commerce, Bexar County SMWVBO Conference, Choice Partners Market Place, Texas Association of Mexican American Summit, Texas Black EXPO and many other HUB outreach events.


Outcomes: During FY24 UH HUB Dept. outreach consisted of a hybrid of (in-person and virtual) events:

- HUB Vendor Fair where select HUBs providing priority goods/services made presentations to UH Colleges/Division staff.
- HUB Forum where 230 HUBs learned how to do business with the various UH components and workshops on how to increase contract award.
- Large Construction Projects Informational meeting where over 200 people participated. The forum consisted of exhibitors from the bonding, insurance, lending, purchasing cooperatives, prime contractors and resource partners. Forum panelist representing UH and the construction industry addressed: Owners key considerations when selecting a company, prime contractors address subcontractors' opportunities and process for subcontractors to be considered. Attendees also asked panelist questions as well having time to network one-on-one with the panelist and other attendees.
- Construction Management Talent Pipeline Program- Partnership with UH College of Engineering, Technology Division Construction Management Department, National Association of Minority Contractors (NAMC) Houston Chapter initiative to increase the construction industry talent base. The class content addresses skills and knowledge needed to be competitive as a prime contractor on UH and similar agencies construction projects. The class size is purposely small (16-20) participants.

In terms of new strategies to promote HUB inclusion on UH construction projects, UH HUB Operations Department (HOD) staff began development of a HSP training video to undergird vendors knowledge of how to develop a compliant HSP.

UH is committed to the HUB program and will continue our good faith efforts to increase expenditures with HUBs.

Respectfully,



F. Linelle Clark, Ph.D.

Director, Historically Underutilized Business (HUB) Operations

University of Houston

A Carnegie-designated Tier One Public Research University

713-743-8603; flclark@uh.edu



UT Tyler™

HEALTH SCIENCE CENTER

September 12, 2024

ANNUAL - SUPPLEMENTAL SUMMARY FOR FY2024 HUB REPORT FOR AGENCY #785

The University of Texas at Tyler Health Science Center (UTTHSC) has made using Historically Underutilized Business (HUB) a continuing part of all its procurement strategies as demonstrated through its internal and external efforts to procure needed goods and services with HUB firms whenever they are available. UTTHSC provides a supportive outreach and community awareness to promote the HUB program by educating all purchasers on the HUB program through weekly meetings, HUB reports, and hosting HUB vendor presentations. In addition, Purchasing Services actively uses the Central Master Bidders List and its HUB information to make the greatest use of all-discretionary spending.

UTTHSC is a founding member of the Texas Universities HUB Coordinators Alliance (TUHCA) and was the President for FY2005-2006, which brings together the resources and experience of 14 North and Northeast Texas Universities HUB Coordinators to share program information.

As a healthcare and research institution, UTTHSC must contract for goods and services for which there is minimal, or no HUB sources identified such as some medical supplies. UTTHSC has partnered with Ardent, which is a Non-State entity, to form UT Health East Texas, a public-private partnership deemed to serve a public purpose by the UT System Board of Regents. Given this arrangement, a number of these products are now purchased through Ardent using the contracts they hold for medical supplies, such as laboratory, chemicals, blood products, anesthesia, and pharmaceuticals.

UTTHSC supports the minority and women owned business through outreach efforts including participation in vendor fairs and hosting or co-hosting trade shows.

Sincerely,
DocuSigned by:

Dwain Morris
532B4332A1C44A3
Dwain Morris, CFO

The University of Texas at Tyler Health Science Center



STATE PRESERVATION BOARD

The Honorable Greg Abbott, Governor, Chairman
The Honorable Dan Patrick, Lieutenant Governor, Co-Vice Chairman
The Honorable Dade Phelan, Speaker of the House, Co-Vice Chairman
The Honorable Charles Schwertner, Texas Senate
The Honorable Will Metcalf, Texas House of Representatives
Alethea Swann Bugg, Citizen Board Member
Rod Welsh, Executive Director


809 - FISCAL YEAR 2024 ANNUAL HUB REPORT SUPPLEMENTAL LETTER

The State Preservation Board continues to be fully committed to a good faith effort to conduct business with HUB certified businesses to achieve the goals of the HUB program while sustaining a fair, open and competitive procurement process. Ongoing efforts to promote HUB participation include:

- Facilitating vendor presentations to provide HUBs the opportunity to introduce their products and services to agency staff;
- Conducting one-on-one specialized forums with HUBs and procurement staff to provide vendors with a better understanding of how to do business with the agency;
- Posting HUB program and bid opportunity information on the agency's website;
- Attending all agency pre-bid meetings and giving instruction on successful completion of the HUB Subcontracting Plan; and
- Providing monthly HUB reports to agency management regarding HUB participation.

As a result of these efforts, the agency awarded 126 contracts and purchase orders to certified HUB vendors in FY 2023. Notable FY 2023 HUB contracts and purchase orders include security traffic barrier maintenance services, interior painting and HVAC maintenance services, office supplies, museum carpet installation services and HUB subcontractor participation on construction projects. The Capitol Building and Capitol Visitors Center roof projects are a large portion of the agency's expenditures, this single non-HUB expenditure has impacted the agency's ability to meet HUB goal. The majority of HUB reportable agency funds are spent either on competitively bid projects or on the purchase of specialized goods and services. The agency continues to see a low HUB bidder response rate on competitively bid projects. As a result of the unique mission, the agency contracts directly with vendors for many highly specialized goods and services where the HUB vendor base is very limited or non-existent. Examples include leasing and ongoing maintenance of the IMAX® projection system at the Bullock Texas State History Museum and leasing of traveling exhibits for display in the exhibit areas. An additional challenge for the agency HUB program is the purchase of products for resale in the Capitol and museum gift shops and in the agency e-commerce operation. Historically, the purchase of products for auxiliary enterprises accounts for about half of the agency's HUB reportable commodities contracts. Typically, these items are unique products available from only one vendor or are products that are mass-produced and available at the best price from large, national suppliers. The agency must choose products that satisfy the needs of our visitors, while providing the most profitable return for this self-funded enterprise that provides a vital source of revenue for the agency.

The SPB supports the state of Texas HUB Program and will continue to pursue HUB participation in the agency's procurement process.


Deborah Hujar, CTCB
Director of Administration

ATTACHMENT A - HUB REPORT PROCUREMENT CATEGORIES

ATTACHMENT – A
FISCAL 2023 ANNUAL HUB REPORT
PROCUREMENT CATEGORIES with EXPENDITURE (OBJECT) CODES

Expenditure (Object) Code Categories Not Included: benefits, claims and judgments, interfund transfers, interagency payments, investments, payment of interest, payment of principal, public assistance payments, rental and leases, utilities, salaries, wages, travel, grants, scholarships, real estate purchases, right-of-way, emergency abatement response, and other expenses as determined by the State of Texas Disparity Study.

Category	Object Code	Description
Heavy Construction Other than Building Contracts (01) Statewide HUB Goal, 11.2%	7270	Real Property - Infrastructure - Maintenance and Repair - Expensed
Heavy Construction Other than Building Contracts (01) Statewide HUB Goal, 11.2%	7347	Real Property - Construction in Progress/Highway Network - Capitalized (Restricted to TxDOT use only)
Heavy Construction Other than Building Contracts (01) Statewide HUB Goal, 11.2%	7356	Real Property - Infrastructure - Capitalized
Heavy Construction Other than Building Contracts (01) Statewide HUB Goal, 11.2%	7358	Real Property - Infrastructure/Preservation Costs - Expensed (Restricted to TxDOT use only)
Building Construction, including General Contractors and Operative Builders Contracts (02) Statewide HUB Goal, 21.1%	7336	Real Property - Facilities and Other Improvements – Capitalized
Building Construction, including General Contractors and Operative Builders Contracts (02) Statewide HUB Goal, 21.1%	7340	Real Property and Improvements - Expensed
Building Construction, including General Contractors and Operative Builders Contracts (02) Statewide HUB Goal, 21.1%	7341	Real Property - Construction in Progress - Capitalized
Building Construction, including General Contractors and Operative Builders Contracts (02) Statewide HUB Goal, 21.1%	7357	Real Property - Infrastructure/Preservation Costs – Capitalized
Special Trade Construction Contracts (03) Statewide HUB Goal, 32.9%	7266	Real Property - Buildings - Maintenance and Repair – Expensed
Special Trade Construction Contracts (03) Statewide HUB Goal, 32.9%	7338	Real Property - Facilities and Other Improvements - Maintenance and Repair - Expensed
Special Trade Construction Contracts (03) Statewide HUB Goal, 32.9%	7343	Real Property - Building Improvements - Capitalized
Special Trade Construction Contracts (03) Statewide HUB Goal, 32.9%	7344	Leasehold Improvements - Capitalized
Special Trade Construction Contracts (03) Statewide HUB Goal, 32.9%	7346	Real Property - Land Improvements - Capitalized

Special Trade Construction Contracts (03) Statewide HUB Goal, 32.9%	7354	Leasehold Improvements - Expensed
Professional Services Contracts (04, 05 & 09) Statewide HUB Goal, 23.7%	7245	Financial and Accounting Services (04)
Professional Services Contracts (04, 05 & 09) Statewide HUB Goal, 23.7%	7248	Medical Services (09)
Professional Services Contracts (04, 05 & 09) Statewide HUB Goal, 23.7%	7256	Architectural/Engineering Services (05)
Other Services Contracts (06) Statewide HUB Goal, 26.0%	7204	Insurance Premiums and Deductibles
Other Services Contracts (06) Statewide HUB Goal, 26.0%	7205	Employee Bonds
Other Services Contracts (06) Statewide HUB Goal, 26.0%	7206	Service Fee Paid to the Lottery Operator
Other Services Contracts (06) Statewide HUB Goal, 26.0%	7211	Awards
Other Services Contracts (06) Statewide HUB Goal, 26.0%	7216	Insurance Premiums - Approval by Board of Insurance and Attorney General
Other Services Contracts (06) Statewide HUB Goal, 26.0%	7218	Publications
Other Services Contracts (06) Statewide HUB Goal, 26.0%	7239	Consultant Services - Approval by Office of the Governor
Other Services Contracts (06) Statewide HUB Goal, 26.0%	7240	Consultant Services - Other
Other Services Contracts (06) Statewide HUB Goal, 26.0%	7242	Consulting Services - Information Technology (Computer)
Other Services Contracts (06) Statewide HUB Goal, 26.0%	7243	Educational/Training Services
Other Services Contracts (06) Statewide HUB Goal, 26.0%	7249	Veterinary Services
Other Services Contracts (06) Statewide HUB Goal, 26.0%	7253	Other Professional Services
Other Services Contracts (06) Statewide HUB Goal, 26.0%	7255	Investment Counseling Services
Other Services Contracts (06) Statewide HUB Goal, 26.0%	7257	Legal Services - Approval by the State Office of Administrative Hearings
Other Services Contracts (06) Statewide HUB Goal, 26.0%	7258	Legal Services
Other Services Contracts (06) Statewide HUB Goal, 26.0%	7259	Race Track Officials
Other Services Contracts (06) Statewide HUB Goal, 26.0%	7262	Personal Property - Maintenance and Repair - Computer Software -Expensed
Other Services Contracts (06) Statewide HUB Goal, 26.0%	7263	Personal Property - Maintenance and Repair - Aircraft – Expensed
Other Services Contracts (06) Statewide HUB Goal, 26.0%	7267	Personal Property - Maintenance and Repair - Computer Equipment -Expensed

Other Services Contracts (06) Statewide HUB Goal, 26.0%	7271	Real Property - Land - Maintenance and Repair – Expensed
Other Services Contracts (06) Statewide HUB Goal, 26.0%	7272	Hazardous Waste Disposal Services
Other Services Contracts (06) Statewide HUB Goal, 26.0%	7273	Reproduction and Printing Services
Other Services Contracts (06) Statewide HUB Goal, 26.0%	7274	Temporary Employment Agencies
Other Services Contracts (06) Statewide HUB Goal, 26.0%	7275	Information Technology Services
Other Services Contracts (06) Statewide HUB Goal, 26.0%	7276	Communication Services
Other Services Contracts (06) Statewide HUB Goal, 26.0%	7277	Cleaning Services
Other Services Contracts (06) Statewide HUB Goal, 26.0%	7281	Advertising Services
Other Services Contracts (06) Statewide HUB Goal, 26.0%	7284	Data Processing Services
Other Services Contracts (06) Statewide HUB Goal, 26.0%	7286	Freight/Delivery Service
Other Services Contracts (06) Statewide HUB Goal, 26.0%	7299	Purchased Contracted Services
Other Services Contracts (06) Statewide HUB Goal, 26.0%	7337	Real Property - Facilities and Other Improvements - Capital Lease
Other Services Contracts (06) Statewide HUB Goal, 26.0%	7350	Real Property - Buildings - Capital Lease
Other Services Contracts (06) Statewide HUB Goal, 26.0%	7366	Personal Property - Capital Lease
Other Services Contracts (06) Statewide HUB Goal, 26.0%	7367	Personal Property - Maintenance and Repair – Expensed
Other Services Contracts (06) Statewide HUB Goal, 26.0%	7368	Personal Property - Maintenance and Repair - Motor Vehicles - Expensed
Other Services Contracts (06) Statewide HUB Goal, 26.0%	7514	Real Property - Infrastructure - Telecommunications - Maintenance and Repair - Expensed
Other Services Contracts (06) Statewide HUB Goal, 26.0%	7516	Telecommunications - Other Service Charges
Other Services Contracts (06) Statewide HUB Goal, 26.0%	7526	Waste Disposal
Commodities Contracts (07 & 08) Statewide HUB Goal, 21.1%	7300	Consumables
Commodities Contracts (07 & 08) Statewide HUB Goal, 21.1%	7304	Fuels and Lubricants - Other
Commodities Contracts (07 & 08) Statewide HUB Goal, 21.1%	7307	Fuels and Lubricants - Aircraft
Commodities Contracts (07 & 08) Statewide HUB Goal, 21.1%	7309	Promotional Items
Commodities Contracts (07 & 08) Statewide HUB Goal, 21.1%	7310	Chemicals and Gases
Commodities Contracts (07 & 08) Statewide HUB Goal, 21.1%	7312	Medical Supplies

Commodities Contracts (07 & 08) Statewide HUB Goal, 21.1%	7315	Food Purchased by the State
Commodities Contracts (07 & 08) Statewide HUB Goal, 21.1%	7316	Food Purchased for Wards of the State
Commodities Contracts (07 & 08) Statewide HUB Goal, 21.1%	7322	Personal Items - Wards of the State
Commodities Contracts (07 & 08) Statewide HUB Goal, 21.1%	7324	Credit Card Purchases for Clients or Wards of the State
Commodities Contracts (07 & 08) Statewide HUB Goal, 21.1%	7325	Services for Wards of the State
Commodities Contracts (07 & 08) Statewide HUB Goal, 21.1%	7328	Supplies/Materials - Agriculture, Construction and Hardware
Commodities Contracts (07 & 08) Statewide HUB Goal, 21.1%	7330	Parts - Furnishings and Equipment
Commodities Contracts (07 & 08) Statewide HUB Goal, 21.1%	7331	Plants
Commodities Contracts (07 & 08) Statewide HUB Goal, 21.1%	7333	Fabrics and Linens
Commodities Contracts (07 & 08) Statewide HUB Goal, 21.1%	7334	Personal Property - Furnishings, Equipment and Other - Expensed
Commodities Contracts (07 & 08) Statewide HUB Goal, 21.1%	7335	Parts - Computer Equipment - Expensed
Commodities Contracts (07 & 08) Statewide HUB Goal, 21.1%	7351	Personal Property - Passenger Cars - Capital Lease
Commodities Contracts (07 & 08) Statewide HUB Goal, 21.1%	7352	Personal Property - Other Motor Vehicles - Capital Lease
Commodities Contracts (07 & 08) Statewide HUB Goal, 21.1%	7361	Personal Property - Capitalized
Commodities Contracts (07 & 08) Statewide HUB Goal, 21.1%	7365	Personal Property - Boats - Capitalized
Commodities Contracts (07 & 08) Statewide HUB Goal, 21.1%	7371	Personal Property - Passenger Cars - Capitalized
Commodities Contracts (07 & 08) Statewide HUB Goal, 21.1%	7372	Personal Property - Other Motor Vehicles - Capitalized
Commodities Contracts (07 & 08) Statewide HUB Goal, 21.1%	7373	Personal Property - Furnishings and Equipment - Capitalized
Commodities Contracts (07 & 08) Statewide HUB Goal, 21.1%	7374	Personal Property - Furnishings and Equipment - Controlled
Commodities Contracts (07 & 08) Statewide HUB Goal, 21.1%	7375	Personal Property - Aircraft - Capitalized
Commodities Contracts (07 & 08) Statewide HUB Goal, 21.1%	7376	Personal Property - Furnishings and Equipment - Capital Lease
Commodities Contracts (07 & 08) Statewide HUB Goal, 21.1%	7377	Personal Property - Computer Equipment - Expensed
Commodities Contracts (07 & 08) Statewide HUB Goal, 21.1%	7378	Personal Property - Computer Equipment - Controlled
Commodities Contracts (07 & 08) Statewide HUB Goal, 21.1%	7379	Personal Property - Computer Equipment - Capitalized
Commodities Contracts (07 & 08) Statewide HUB Goal, 21.1%	7380	Intangible Property - Computer Software - Expensed

Commodities Contracts (07 & 08) Statewide HUB Goal, 21.1%	7384	Personal Property - Animals - Expensed
Commodities Contracts (07 & 08) Statewide HUB Goal, 21.1%	7385	Personal Property - Computer Equipment - Capital Lease
Commodities Contracts (07 & 08) Statewide HUB Goal, 21.1%	7386	Personal Property - Animals - Capitalized
Commodities Contracts (07 & 08) Statewide HUB Goal, 21.1%	7393	Merchandise Purchased for Resale
Commodities Contracts (07 & 08) Statewide HUB Goal, 21.1%	7394	Raw Material Purchases
Commodities Contracts (07 & 08) Statewide HUB Goal, 21.1%	7395	Intangible - Computer Software - Purchased - Capitalized
Commodities Contracts (07 & 08) Statewide HUB Goal, 21.1%	7406	Rental of Furnishings and Equipment
Commodities Contracts (07 & 08) Statewide HUB Goal, 21.1%	7411	Rental of Computer Equipment
Commodities Contracts (07 & 08) Statewide HUB Goal, 21.1%	7415	Rental of Computer Software
Commodities Contracts (07 & 08) Statewide HUB Goal, 21.1%	7442	Rental of Motor Vehicles
Commodities Contracts (07 & 08) Statewide HUB Goal, 21.1%	7445	Rental of Aircraft
Commodities Contracts (07 & 08) Statewide HUB Goal, 21.1%	7449	Rental of Marine Equipment
Commodities Contracts (07 & 08) Statewide HUB Goal, 21.1%	7510	Telecommunications - Parts and Supplies
Commodities Contracts (07 & 08) Statewide HUB Goal, 21.1%	7512	Personal Property - Telecommunications Equipment - Capitalized
Commodities Contracts (07 & 08) Statewide HUB Goal, 21.1%	7517	Personal Property - Telecommunications Equipment - Expensed
Commodities Contracts (07 & 08) Statewide HUB Goal, 21.1%	7519	Real Property - Infrastructure - Telecommunications - Capital Lease
Commodities Contracts (07 & 08) Statewide HUB Goal, 21.1%	7520	Real Property - Infrastructure - Telecommunications - Capitalized
Commodities Contracts (07 & 08) Statewide HUB Goal, 21.1%	7521	Real Property - Infrastructure - Telecommunications - Expensed
Commodities Contracts (07 & 08) Statewide HUB Goal, 21.1%	7522	Telecommunications - Equipment Rental

ATTACHMENT B - HUB REPORT COMPONENTS

ATTACHMENT – B

STATEWIDE PROCUREMENT DIVISION HUB REPORT COMPONENTS

SECTION I: EXECUTIVE LETTER AND SUMMARY

- The Executive Letter summarizes major trends in State spending with historically underutilized businesses (HUBs).
- The Executive Summary provides statistical information regarding the number and ethnic/gender composition of HUBs and outlines State spending with HUBs by major procurement category, type of purchasing, and ethnicity/gender.

SECTION II: STATEWIDE TOTALS

This section provides statewide totals for each procurement category, including all reported state agency expenditure data.

• **FUND TYPE COLUMN**

T = Treasury Funds

Funds maintained in the state treasury and reported by the Comptroller's Office for each state agency and institution of higher education.

N = Non-Treasury Funds

Funds maintained locally and reported by state agencies and institutions of higher education.

S = Subcontractor Funds and Procurement Card HUB Purchases

Payments made to HUBs by a Prime Contractor with a state agency or institution of higher education. This column also includes purchases made from HUBs using the State of Texas procurement card.

I = Interagency Payments

Interagency Payments are excluded if the agency's Comptroller assigned identification number, not the agency's federal identification number, is used for payment.

TC = Term Contracts

Payments made from Treasury and Non-Treasury funds to term contract vendors. In accordance with Texas Government Code 2161, Term Contracts will be subtracted from each agency's total expenditures and shown under Statewide Purchases Awarded and Managed by Texas Comptroller of Public Accounts' Statewide Procurement Division (Section VI).

• **TOTAL EXPENDITURES COLUMN**

Total Expenditures (HUBs and Non-HUBs) paid under allowable object codes for the reporting period.

• **TOTAL SPENT WITH NON-HUBs AMOUNT (PERCENT) COLUMN**

Total dollar amount and percentage paid to Non-HUBs during the reporting period.

• **TOTAL SPENT WITH HUBs AMOUNT (PERCENT) COLUMN**

Total dollar amount and percentage paid to HUBs during the reporting period.

• **TOTAL SPENT WITH HUBS BY ETHNICITY AND/OR GENDER AMOUNT (PERCENT)**

Total dollar amount and percentage paid to the HUBs by ethnicity/gender.

• **STATEWIDE GRAND TOTAL EXPENDITURES AMOUNT (PERCENT)**

Grand totals and percentages for each column.

SECTION III: STATEWIDE ANALYSIS OF AWARDS

- **STATEWIDE ANALYSIS OF TOTAL AWARDS**

Provides the total number of HUBs and non-HUBs receiving awards, including total expenditures and percentages.

- **STATEWIDE ANALYSIS OF AWARDS TO CERTIFIED HUBs BY ETHNICITY/GENDER**

Provides a detailed analysis of awards made to HUBs by ethnicity and gender, including total expenditures and percentage of awards to each ethnic group and gender.

- **STATEWIDE ANALYSIS OF AWARDS TO CERTIFIED HUBs BY PROCUREMENT CATEGORY**

Provides a detailed analysis of awards made to HUBs by procurement category, including total expenditures and percentage of awards in each procurement category.

- **STATEWIDE ANALYSIS OF AWARDS TO CERTIFIED HUBs BY PROCUREMENT CATEGORIES AND OBJECT CODES**

Provides a detailed analysis of awards made to HUBs by procurement categories and object codes, including total expenditures and percentage of awards in each procurement category and object code.

- **STATEWIDE ANALYSIS OF AWARDS TO CERTIFIED HUBs BY OBJECT CODES**

Provides a detailed analysis of awards made to HUBs by object codes, including total expenditures and percentage of awards in each object code.

SECTION IV: STATE AGENCY RANKINGS

- **AGENCIES SPENDING MORE THAN \$25,000 WITH \$0 SPENDING WITH HUBS**

Agencies with expenditures greater than \$25,000 with \$0 spending with HUBs.

- **TOP 50 AGENCIES BY TOTAL EXPENDITURES**

The top 50 state agencies and institutions of higher education listed by total amount of HUB reportable expenditures. List includes total HUB spending and HUB spending as a percent of total expenditures.

- **AGENCIES SPENDING MORE THAN \$5 MILLION**

Ranking of state agencies and institutions of higher education spending more than \$5 million.

- **AGENCIES RANKED BY TOTAL EXPENDITURES**

Ranking of state agencies and institutions of higher education by total expenditures showing HUB expenditures.

SECTION V: GROUP PURCHASING

According to Texas Government Code, § 2161.122(d), a state agency participating in a group purchasing program shall send to the Comptroller in the agency's report under Section 2161.121 a separate list of purchases from historically underutilized businesses that are made through the group purchasing program, including the dollar amount of each purchase allocated to the reporting agency. This section provides a summary of state agencies and institutions of higher education that participate in a group purchasing program.

SECTION VI: STATEWIDE PURCHASES AWARDED AND MANAGED BY THE TEXAS COMPTROLLER OF PUBLIC ACCOUNTS' STATEWIDE PROCUREMENT DIVISION (SPD) AND BY THE TEXAS FACILITIES COMMISSION (TFC)

This section provides a summary of purchases awarded and managed by the SPD Open Market Purchases and Term Contracts, and the Architectural and Engineering (A&E) and Construction projects awarded and managed by the TFC.

SECTION VII: STATE AGENCY EXPENDITURE DATA

Similar to the format for Section II, this Section provides individual state agency expenditures. This section includes agency number, name, fund type, total expenditures, total spent with non-HUBs, and total spent with HUBs.

SECTION VIII: STATE AGENCY SUPPLEMENTAL SUMMARY REPORTS

• **BUSINESSES PARTICIPATING IN STATE BOND ISSUANCES**

State of Texas bond issuers are required to report to the Comptroller the number of HUBs and Non-HUBs who participated in the agency's bond issuances.

• **TOTAL NUMBER OF BIDS AND/OR PROPOSALS RECEIVED**

Agencies and institutions of higher education are required to report to the Comptroller all bids, quotes, offers, and proposals received in the format prescribed by the Comptroller.

• **TOTAL STATE AGENCY CONTRACTS AWARDED**

Agencies and institutions of higher education are required to report to the Comptroller all contracts (competitive and non-competitive) awarded in the format prescribed by the Comptroller.

• **SUPPLEMENTAL LETTERS**

State agencies and institutions of higher education are not required to submit a supplemental letter as part of the HUB Report. However, the Comptroller provides agencies and institutions of higher education the option to submit a supplemental letter in order to provide additional information regarding agency HUB program activities.

ATTACHMENT C - HUB REPORTING PROCEDURES

**FISCAL 2024 ANNUAL
STATEWIDE HISTORICALLY UNDERUTILIZED BUSINESS
(HUB) REPORTING PROCEDURES**

TABLE OF CONTENTS

1. General Information	2
2. Format for the Semi-Annual and Annual HUB Reports	2
3. State of Texas HUB Goals	3
4. HUB Expenditure Credit	4
5. Expenditure (Object) Codes Included in HUB Report (Attachment A)	4
6. Reporting of Supplemental Data	5
7. Supplemental Summary Letter (Optional)	7
8. Reporting of Payment Data	7
9. Electronic Data Format and Data Submission Process	8
10. Draft Report Review	12
11. Reporting of Treasury Funds	12
12. Reporting of Non-Treasury Funds	13
13. Reporting of Term Contracts	15
14. Reporting of Subcontractor Funds	15
15. Avoiding HUB Subcontract Discrepancies	17
16. Department of Information Resources (DIR) Purchases	18
17. Texas Public Finance Authority (TPFA)	18
18. Reporting of Procurement Card HUB Purchases	18
19. Reporting of Group Purchases Program	20
20. HUB Report Exclusions	21
21. Inter-Government Payment Exclusion Application	21
22. On-line HUB Report	22
23. Contact Information	22

1. General Information

According to Texas Government Code, Chapter 2161, the Office of the Comptroller of Public Accounts (CPA) is responsible for managing the Statewide Historically Underutilized Business (HUB) Program for minority- and women-owned businesses. CPA is required to compile a semi-annual and annual report of contracts awarded to HUBs by state agencies and institutions of higher education. The report documents expenditures in six (6) procurement categories identified as Heavy Construction, Building Construction, Special Trade, Professional Services, Other Services and Commodity Purchases. The report also documents the total dollar amount of contracts awarded. This report must be submitted to the presiding officer of each House of the Legislature and the Joint Committee.

Electronic versions of the HUB Reports are available on-line free of charge at this link [Final Posted HUB Reports](#)

2. Format for the Semi-Annual and Annual HUB Reports

The format for the HUB Report reflects six (6) procurement categories. The report shows one state agency or institution of higher education per page. The comptroller object (expenditure) codes that are inclusive to compiling the HUB Report are identified on **Attachment A**.

The HUB Report contains total expenditure data for Treasury, Non-Treasury, subcontracting, group purchasing, term contract, and procurement card purchases. ***It is the responsibility of each state agency and institution of higher education to ensure the accuracy of their expenditure and supplemental data (e.g., Treasury, Non-Treasury, credit card, subcontracting, bond issuance, bids and proposals received, and competitive and non-competitive contracts awarded).***

Following the procedures herein, each state agency and institution of higher education will report their **Non-Treasury, subcontracting, group purchasing, term contract, and procurement card expenditures** online to the CPA using the on-line HUB Reporting System at this link [HUB Report Login Page](#)

The Comptroller's Office shall report the **Treasury expenditures** of each state agency and institution of higher education.

Object codes for benefits, claims and judgments, interfund transfers, interagency payments, investments, payment of interest, payment of principal, public assistance payments, rentals and leases, utilities, salaries, wages, travel, grants, scholarships, real estate purchases, rights-of-way, emergency abatement response, and other expenses, as determined by the 2009 State of Texas Disparity Study (as defined by 34 TAC § 20.281), will be excluded from the HUB Report.

See **Attachment A** for a list of Comptroller object codes used to prepare the HUB Report. Expenditures must be reported to the CPA according to the following legislatively mandated timelines. If the due date for the HUB Report expenditure data falls on a weekend, all data will be due on the Friday before the weekend.

The **Treasury, Non-Treasury, subcontract, and term contract** data received for the semi-annual reporting period (September 1 - February 28 or 29) and the CPA will compile the annual reporting period (September 1 - August 31) of the current Fiscal Year. The system electronically cross-references the State's certified HUB Directory to search for the first 11 digits of the Vendor Identification Number (VID). All VID number matches will be used to record the state agencies' and institutions' total dollar amount of contracts awarded to certified HUB vendors.

The HUB Report identifies for each state agency, institution of higher education, and the State as a whole, the total expenditures with all vendors, the total spent with Non-HUBs, and the total spent with certified HUBs. The CPA Statewide HUB Program certifies businesses by ethnicity and gender and by service disabled veteran status. Minority men and women certified as HUBs are counted as an ethnic minority. The "American Woman" category includes all American Women other than Black American, Hispanic American, Asian-Pacific American, Native American or Service-Disabled Veteran.

4. HUB Expenditure Credit

State agencies and institutions of higher education will receive HUB credit for payments made to HUBs certified by the CPA within the reporting period. Certification is determined by verifying that the 11-digit VID number used for HUB certification matches the 11-digit VID number used for issuing the purchase order and making the payment. Representatives of the Statewide HUB Program may access the Comptroller's Texas Identification Number System (TINS) to verify the payment history under the VID number submitted by the vendor on the HUB certification application. **(This verification does not automatically confirm the correct assigned VID).**

If a state agency or institution of higher education determines that there is a discrepancy between the VID number identified in the HUB Directory, TINS and/or their payment records, the agency/institution of higher education should notify the vendor, and contact a representative of the Statewide HUB Program at 512-463-5872 or 1-888-863-5881. The CPA will conduct research, and the vendor record will be updated accordingly. CPA will notify the requesting entity regarding the correct VID number for the certified HUB. The CPA and the agency's Accounting Office must also update the vendor's record.

- ◆ **HUB Credit** - State agencies and institutions of higher education **will receive** HUB credit for payments made to 11-digit VID numbers that were a certified HUB for any period of time during the current fiscal year. Payments meeting this criterion are added to the total expenditure column and HUB expenditure column.
- ◆ **No HUB Credit** - State agencies and institutions of higher education **will not receive** HUB credit for payments made to 11-digit VID numbers that were not a certified HUB for any period during the current fiscal year. Payments meeting this criterion are added to the total expenditure column and are considered to be Non-HUB expenditures.

If a vendor's HUB status was active (i.e. HUB status code "A") for any period of time during the current fiscal year's reporting period, state agencies and institutions of higher education will receive HUB credit for the payments that were awarded to the HUB vendor during the entire fiscal year (retroactive).

There are eleven Status Codes in the CPA HUB Directory. These status codes are identified below in table 4.1:

Table 4.1

A - Active*	I - Inactivated*	R - Rejection
D - Decertified*	M - Returned Mail*	V - Vendor Requested Removal*
G - Graduated*	N - Not HUB	X - Audit Removal*
O - Old VID Number*	P - Pending	

*Note: Provided that the VID number was HUB certified/active during the current fiscal year's reporting period, state agencies and institutions of higher education will receive HUB credit for payments made to VID numbers displaying these HUB status codes.

State agencies and institutions of higher education are encouraged to reference the "**HUBs Active During Current Fiscal Year Master File (hub_name.dat)**" online at [Active HUBS this Fiscal year](#) which is a list of vendors who have been a Texas certified HUB (i.e., HUB status code "A") for at least one day during the current fiscal year. For the purposes of producing the HUB Reports, payments that are awarded during the current fiscal year to the Vendor ID Numbers contained within this file will be counted as HUB expenditures.

5. Expenditure (Object) Codes Included in HUB Report (Attachment A)

The object codes included in the HUB Report have been reviewed and developed by a subcommittee of the HUB Cooperative Committee, which evaluated all existing Comptroller object codes. The subcommittee reviewed each object code definition and made a determination whether to include or exclude the object code. The selection criteria allows and includes all object codes that pertain to the purchase of goods, services, and public works contracts and excludes all object codes that pertain to benefits, claims and judgments, interfund transfers, interagency payments, investments, payment of interest, payment of principal, public assistance payments, rental and leases, utilities, salaries, wages, travel, grants, scholarships, real estate purchases, right-of-way, emergency, abatement response, and other expenses as determined by the 2009 State of Texas Disparity Study. Total expenditures are awarded contracts with allowable object codes, which are actually paid from Treasury and Non-Treasury funds. This includes delegated, open market, term contract, proprietary, emergency, and exempt purchases.

The 2009 State of Texas Disparity Study used a list of object codes and corresponding procurement categories to

identify results of state agency expenditures and utilization of HUBs. The CPA includes these object codes as part of the HUB Report.

For the purpose of the HUB Report, an object code is either entirely included or entirely excluded. Therefore, if a contract is awarded under an excluded object code, then HUB credit cannot be received because the contract dollars are not part of the state agency's or the institution's total expenditures. CPA encourages the state agencies and institutions to seek creative options to report good faith efforts and contract opportunities from the excluded object codes. It may require state agencies and institutions to shift from the current way of coding an excluded contract by breaking down the contract and using included object codes for coding part of the contract. See the examples below:

Example #1: 7666 - Medical Services and Specialties - The Health and Human Services Commission (HHSC) has a large client service contract with National Heritage Insurance Company (NHIC). NHIC is the Health Care Financing Program's Prime Contractor for processing insurance claims for the Texas Medicaid Program. This contract is classified under object code 7666 (an exempt code). NHIC subcontracted part of the contract with a HUB. Since the NHIC contract is not part of the base for this state agency's or the institution's total expenditures, HUB subcontracting cannot be reported. In order for HHSC to receive HUB subcontracting credit, all expenditures under 7666 must be included, not just the NHIC contract. This would adversely affect HHSC's overall percentage and would greatly influence other state agencies and institutions as well. For example, the NHIC contract could be coded as follows:

If the NHIC contract was a \$10 million contract and the actual payments made by NHIC to clients for medical reimbursements were \$7 million, the remaining \$3 million would be the amount paid to NHIC for administering this client reimbursement contract. CPA proposes that only \$7 million (actual client reimbursements) should be coded as 7666. The other \$3 million should be coded under an object code from the list of object codes used to compile the HUB Report which will best describe the service that NHIC is performing. All questions regarding expenditure codes should be directed to the Comptroller's Office, Claims Division, at 512-463-4850. Any other contracts with related administrative fees must be included under the same selected object code so that HHSC can hold NHIC accountable for subcontracting with HUBs. HHSC can then submit the HUB subcontractor dollars and receive credit on the HUB Report.

Example #2: 7462 - Rental of Office Buildings or Office Space - HHSC has very large leasing contracts throughout the state. The expenditure (object) code for leasing (7462) is currently exempt from the HUB Report. However, within a lease contract, there are contracting opportunities where a good faith effort could be made. A lease contract can be broken down to reflect the actual services performed within the contract. For example, at a minimum, the following object codes could be used to report services included in a full lease or a net lease contract: **7277 - Cleaning Services; 7271 - Real Property - Land - Maintenance and Repair - Expensed; and 7266 - Real Property Buildings - Maintenance and Repair-Expensed.**

Breaking down the lease contracts with these included expenditure codes allows HHSC to hold the lessor accountable for subcontracting with HUBs. HHSC can now be measured on all transactions that are within the included expenditure codes and receive full credit through the HUB Report for their committed efforts. **All subcontracting must be reported under the same object code under which the Prime Contractor was paid.**

6. Reporting of Supplemental Data

In accordance with Texas Government Code § 2161.122, state agencies and institutions of higher education shall report the following information to the CPA. Historically Underutilized Business (HUB) information must be reported by ethnicity and gender. The supplemental data must be submitted on-line through the HUB Reporting System at this link [HUB Report Login Page](#)

Approximately mid-February and mid-August, as a courtesy, the CPA's Statewide HUB Program will send the state agencies and institutions of higher education reminder notices for the submission of their semi- annual and annual HUB Report data, respectively.

- **Businesses Participating in State Bond Issuances** *(Applicable to State Bond Issuers Only)*

State agencies and institutions of higher education **who issue bonds** are required to report to the CPA the total number of businesses (HUB and Non-HUB) that participate in bond issuances.

- **HUBS Submitting Bids / Proposals**

All state agencies and institutions of higher education are required to report to the CPA the total number of HUBs submitting bids and/or proposals for the purchase of goods and services.

Types of bids (quotes or offers) and proposals include:

- Delegated Purchases (including informal and formal bids)
- Open Market Bids
- Information Technology Bids / Proposals
- Request for Proposals / Competitive Sealed Proposals
- Emergency Bids
- Proprietary Bids
- Term Contract Bids (applicable to CPA's Statewide Purchasing Division)
- Scheduled Purchase Bids (applicable to CPA's Statewide Purchasing Division)

- Number of Contracts Awarded

All state agencies and institutions of higher education are required to report to the CPA the total number of contracts awarded (HUB and Non-HUB) for the purchase of goods and services.

The number of contracts awarded to HUBs should include:

- Delegated Purchases
- Open Market Purchases
- Information Technology Purchases
- Emergency Purchases
- Proprietary Purchases
- Term Contracts (applicable to CPA's Statewide Purchasing Division)
- Scheduled Purchases (applicable to CPA's Statewide Purchasing Division)

Note: For the purposes of reporting contracts, state agencies and institutions of higher education should not report purchases that were made using the state procurement card. These purchases are not individual contracts for HUB Reporting. Individual requisitions against a blanket purchase order or against an IDQ (Indefinite Delivery Quantity) should not be counted as individual contracts.

Resolving Supplemental Data Errors

- The number of contracts Awarded to HUBS for each ethnic and gender category cannot be larger than the number of bids/proposals received for that category. (See image 6.1)
- To remove the error messages and save, the supplemental data must be corrected in each ethnic and gender category to reflect a larger pool of applicants than contract awardees.

Image 6.1

NUMBER OF BIDS AND/OR PROPOSALS RECEIVED														
Ethnic and Gender Categories		AS		BL		HI		AI		WO		DV	Non-HUB	HUB TOTAL
	M	F	M	F	M	F	M	F	M	F	M			
HUB Bids/Proposals Received	6	5	5	0	4	4	1	0	5	0			104	27
Number of Bids/Proposals Received (HUB and Non-HUB)	Grand Total for your Agency:											131		
NUMBER OF CONTRACTS AWARDED TO HUBS														
Ethnic and Gender Categories		AS		BL		HI		AI		WO		DV	Non-HUB	HUB TOTAL
	M	F	M	F	M	F	M	F	M	F	M			
HUB Contracts Awarded (Competitive)	4	6	8	0	5	1	2	0	7	0			116	148
HUB Contracts Awarded (NonCompetitive)	1	37	39	0	17	1	9	0	41	0			737	145
Agency Contracts Awarded (HUB and Non-HUB)	Grand Total for your Agency:											1146		

In the above example for AS, F there were 5 bids received, but 43 contracts awarded. This cannot happen.

7. Supplemental Summary Letter (Optional)

In accordance with 34 TAC § 20.284(e), state agencies and institutions of higher education may also demonstrate good faith under this section by submitting a supplemental letter with documentation to the CPA with its HUB Report or legislative appropriations request identifying its progress, including, but not limited to the following, as prescribed by the CPA:

- ◆ Identifying the percentage of contracts awarded to women-owned, minority-owned and/or service-disabled veteran-owned businesses that are not certified as HUBs
- ◆ Demonstrating that a different goal, that is identified in § 20.284(b), was appropriately given for the state agency's/institution's mix of purchases;
- ◆ Demonstrating that a different goal was appropriately given for the particular qualifications required by the state agency/institution for its contracts; or
- ◆ Demonstrating assistance to non-certified HUBs in obtaining certification with the CPA.

The Supplemental Letter **must** outline a state agency's or institution of higher education's good faith effort regarding procurement opportunities for HUBs. The Supplemental Letter should provide a comprehensive representation of the state agency's/institution's efforts and may address any unique purchasing requirements not directly reflected within the totals and percentages.

Supplemental Letters are limited to one page (front side only) on the state agency's/institution's official stationary letterhead.

- The first line should be the reference line, including the state agency /institution's 3-digit identification number.
EXAMPLE: "999 - Fiscal 20XX Annual HUB Report Supplemental Letter"
- Do not include date, address, or salutation line
- **Font size** should be at least **10 point**, and **Margins** should be at least **1 inch**
- The letter must be signed, preferably by the state agency's/institution's *Executive Director, Purchasing Director, and/or HUB Coordinator*
- Include a point of contact, as well as the agency address, phone number, and/or e-mail address.

Supplemental Letters, which include negative language regarding other state agencies or institutions of higher education, will NOT be published. The subject of the summary must be directly related to your agency's or institution's outreach and good faith effort.

NOTE: The one page Supplemental Letter is optional. If submitted, the letter must adhere to the guidelines specified above, and by the date provided in the reporting timeline to the Texas Comptroller of Public Accounts via email at HUB.HUBReportData@cpa.texas.gov.

Supplement Letters must be of high resolution, properly centered, free of erroneous marks and must comply with 508 Accessibility Program standards.

8. Reporting Of Payment Data

Non-Treasury Funds: Non-Treasury funds are funds that are **not maintained** in the State Treasury. State agencies and institutions of higher education with Non-Treasury funds are required to submit payment data electronically to the CPA via the HUB Reporting System at this link [HUB Report Login Page](#). The payment data includes subcontracting, group purchasing, term contract, and procurement card purchases.

Treasury Funds: Treasury funds are funds deposited and maintained in the State Treasury. The Comptroller's Office will submit each of the state agencies' and institutions of higher education's Treasury fund payments made (not processed) during the reporting period for the purchases of goods, services, and public works contracts

(which include delegated, open market, term contracts, proprietary, emergency and exempt purchases) applicable to the approved object codes listed on Attachment A.

9. Electronic Data Format and Data Submission Process

- Create your HUB Report data file. The electronic payment information for the HUB Report **must be in plain text format with a “.txt” extension**. No MS Word, Excel, or other types of files will be accepted.
 - **It is highly recommended that the data is grouped by record type in separate files.**
 - If there are errors in one record type that cannot be resolved, we can remove only the portion with the errors and the rest of the data can still be viewed during the draft periods.
 - The payment data must be stored in the following sequence (see Table 9.1 and Example 9.2):

Table 9.1

Field Name	Field Length	Field Specifications
♦ Agency Code	5 characters	Fill with leading zeroes
♦ Vendor Identification # (VID)	11 characters	No dashes, spaces, or alpha characters
♦ Vendor Name	20 characters	Uppercase letters, with trailing spaces (no tabs or special characters)
♦ Object Code	4 characters	The four-digit object code must be on the approved list of object codes
♦ Dollar Amount	12 characters	The first nine (9) characters must be whole dollars or zeros followed by a decimal point with the two (2) remaining characters identifying the cent values. All dollar values must be preceded by leading zeros. If reporting a negative dollar amount, the first character (41) must be a hyphen (dash).
♦ Type of Record	1 character	N = Non-Treasury S = Subcontracting G = Group Purchasing H = Credit Card

Example 9.2

```
|--5-|-----11-----|-----20-----|---4-|-----12-----|1|
0099915209401020BATTERIES  INC          7300-00006320.88G
0099915209401020BATTERIES  INC          7400-00000340.81G
0099919413818337BIO-RAD    LABORATORIES7310000000093.00G
0099919426404653GENERAL  MEDICAL CORP7300000000684.54G
0099919426404653MCKESSON  GENERAL MED7300000002632.90G
```

NOTE: The sets of numbers identified in the first line of the example indicate the number of characters for each section.

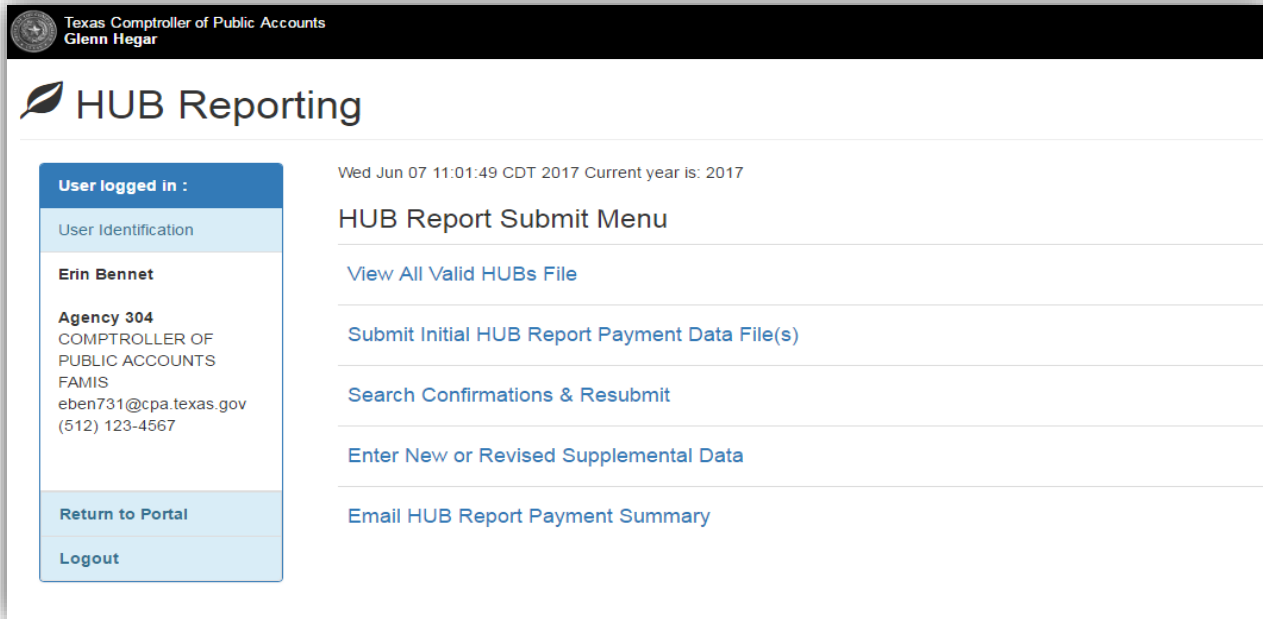
When saving your payment data in an electronic format, begin the file name with your agency number. Also, if you submit multiple files, specify the file type (i.e. **S** - Subcontracting, **G** - Group, **H** - Credit Card).

Example: 999_FY16.TXT; or 999_FY15S.TXT; or 999_FY16G.TXT; or 999_FY16H.TXT

- Access the on-line HUB Reporting System at this link [HUB Report Login Page](#) enter your email address and password for accessing this portal. **If you have forgotten your password, click the “Forgot Password” link and your password will be sent to your e-mail account (as registered in the HUB Coordinators contact list).** If you do not have a password and/or user name, please contact Erin Bennett at erin.bennett@cpa.texas.gov.

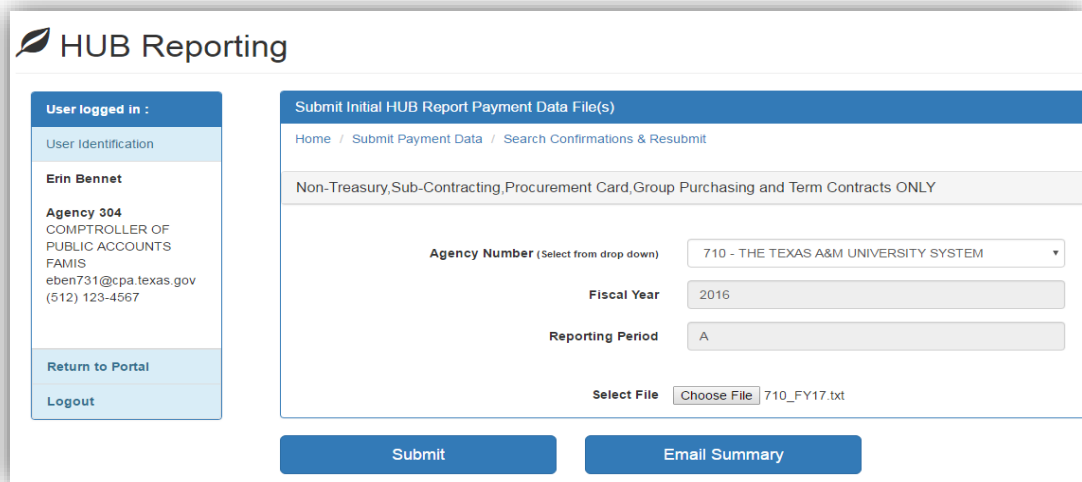
- If the reporting period or draft is not currently open, you will only see the View All Valid HUBs link.
- If the reporting period has begun, you will see additional options as shown below.(See Image 9.3)
 - **View All Valid HUBs File**
 - **Submit Initial HUB Report Payment Data File(s)**- To load a new Payment file
 - **Search Confirmations & Resubmit**- View the summary or delete your loaded files
 - **Enter New or Revised Supplemental Data**
 - **Email HUB Report Payment Summary**- For sending yourself an email of the file summary
- To submit a new payment file, select **“Submit Initial HUB Report Payment Data File(s)”**

Image 9.3



- Your Agency number and the reporting period will be auto populated.
- Next, click the **“Choose File”** button, browse to your file location, and choose the data file you want to submit. (The file must be in plain text format with a “.txt” extension. No MS Word, Excel, or other types of files will be accepted.) When you click **“Open”** the file name will appear to the right of the Choose File Button, then click submit. (See image 9.5)

Image 9.5

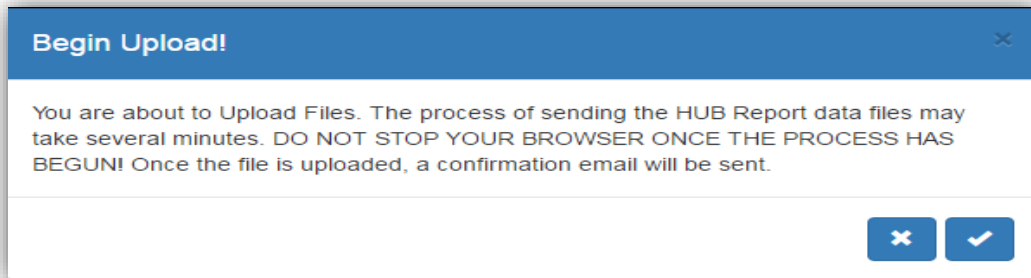


After you click the “**Submit**” button, the data will be uploaded and validated simultaneously.

IMPORTANT: You will get a message warning you not to close your browser while this process occurs. If you do close your browser before you have received your validation results, the upload will not complete properly and your HUB Report expenditures may not be accurate. (See Image 9.6)

- Select the check button to proceed with loading the file.
- Select the X to cancel and load a different file.

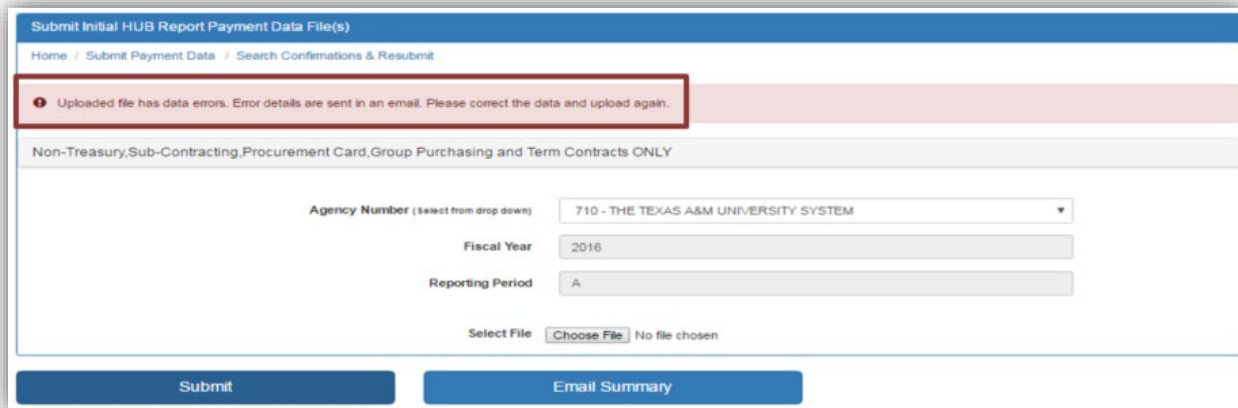
Image 9.6



- You will receive a confirmation message when the process is complete either identifying any errors that existed in the file (see image 9.7) or confirming and summarizing the file load. (see image 9.9)

Load Error Warning

Image 9.7



- You will be sent an email with an attachment showing the lines that have errors, below is an example of the report and the section of the loaded data file containing the errors.

Example of Emailed Load Error Report

Line Number 5. Invalid Type of record 00S. Valid values are A|B|C|G|H|S|N.

"0071012002687353Gessner Engineering 72560000000000.00S"

Line No: 18 Invalid format. Please make sure all records are fixed length of 53 characters and data in correct format.

Image 9.8 shows the sample load that contains the above errors.

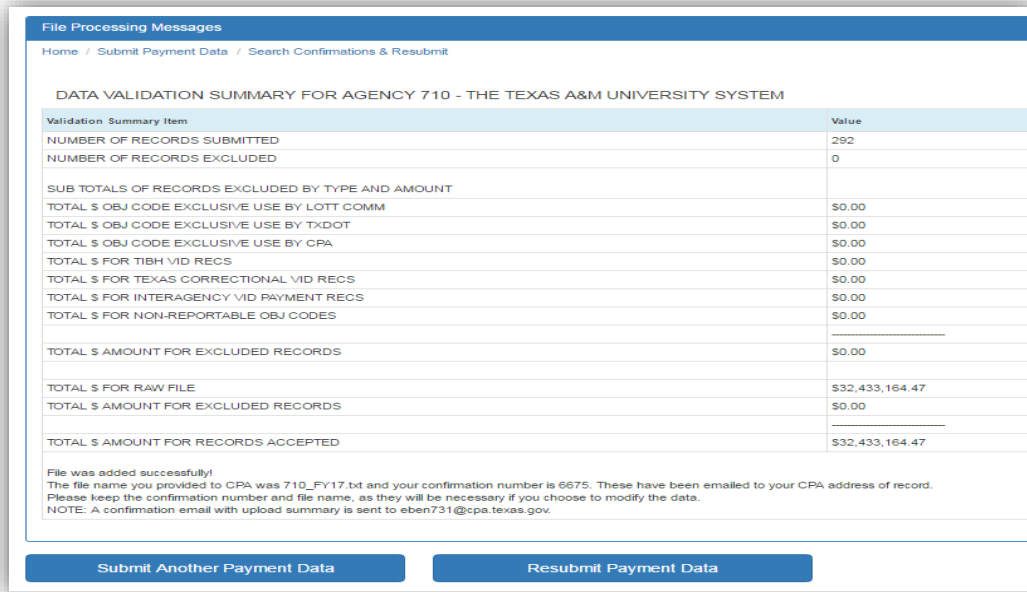
Image 9.8

Example Data File Loaded With Errors

```
0071012002687353Gessner Engineering 7256000000000000.00S
0071012004155953Soji Services dba Me73410000000000.00S
0071012005396226JQ Infrastructure 7256000033500.00S
0071012005635003Belknap Concrete 73410000000000.00S
0071012007531291Gerald Nunn Electric7341000018936.00S
0071012008421476Mendes Ent 73410000000000.00S
0071012012361734Edward & Leona Fowle73410000000000.00S
0071012012738626Cen Tex Hydroseed 73410000000000.00S
0071012018612569River City Waste 73410000000000.00S
0071012020867870Henderson Rogers 7256000020063.00S
0071012020867870Henderson Rogers 73410000000000.00S
0071012021122960Kieschnick General C7341000410882.55S
0071012024199759CC Creations LTD 73410000000000.00S
0071012025409082Texas Tap 3410000000000.00S
```

- In the example above, the first line (Line Number 5) has an error because there are too many zeros in front of the decimal throwing off the column alignment.
- In the example above, the bottom line (Line No: 18) has an error because the object code is missing the leading 7. It should be 7341 not 341.
 - You will need to fix the lines with the errors and reload the file.

Successful Load (Image 9.9)



- If you have other data, files to submit you can choose “**Submit Another Payment Data**”.
- To view, delete, or resubmit your loaded payments choose “**Resubmit Payment Data**”.
- If you are done, you can select “**Home**” from the navigation at the top of the page.

Data Resubmission Process

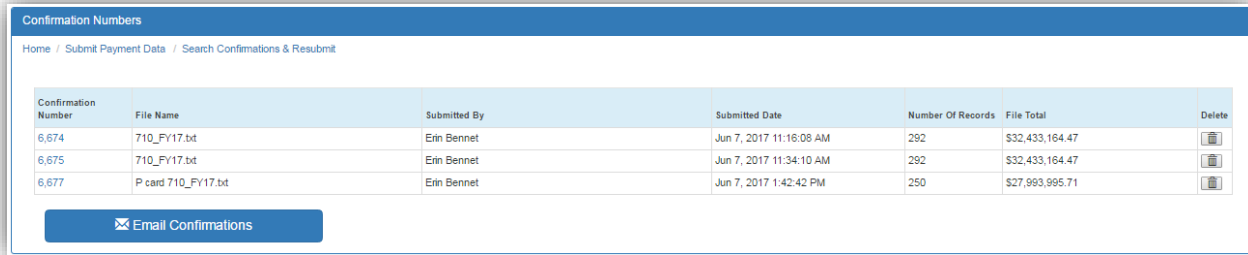
To resubmit corrected data or to make corrections during the draft review periods, follow these steps:

1. Login to the HUB Reporting System as you did to submit the original data. Click on “**Search Confirmations & Resubmit**”.
2. You can see all of your currently loaded files with the number of records and the dollar amount for the file. From here, you can delete any files by selecting the delete button next to the file you want to remove, and then confirm the deletion. To upload a new file select “Submit Payment Data” from the navigation at the top of the report and follow the instructions from the initial file load.

****Notice you can check for duplicate files and verify your confirmation numbers, totals**

and file names at any time during the initial reporting or draft periods by using the “**Search Confirmations & Resubmit**” link.**

List of Currently Submitted Files (Image 9.10)



The screenshot shows a web interface titled "Confirmation Numbers" with a breadcrumb trail: Home / Submit Payment Data / Search Confirmations & Resubmit. Below the breadcrumb is a table with the following data:

Confirmation Number	File Name	Submitted By	Submitted Date	Number Of Records	File Total	Delete
6,674	710_FY17.bt	Erin Bennet	Jun 7, 2017 11:16:08 AM	292	\$32,433,164.47	
6,675	710_FY17.bt	Erin Bennet	Jun 7, 2017 11:34:10 AM	292	\$32,433,164.47	
6,677	P card 710_FY17.bt	Erin Bennet	Jun 7, 2017 1:42:42 PM	250	\$27,993,995.71	

Below the table is a blue button with a white envelope icon and the text "Email Confirmations".

If you have any questions about this process, please contact Erin Bennett at 512-463-4840 or erin.bennett@cpa.texas.gov

10. Draft Report Review

As a courtesy to state agencies and institutions of higher education, the CPA compiles each agency's expenditure data and places it on the CPA website in a Draft Report format prior to publishing the Final HUB Report. The Draft Report allows state agencies and institutions of higher education to review their expenditure data and make any necessary corrections prior to publication of the final report. There will be two separate Draft Report periods for both the Semi-Annual and the Annual HUB report.

It is the responsibility of each state agency and institution of higher education to determine the accuracy of their entity's expenditure data. If the agency discovers any inaccuracies, they must resubmit their entire data file(s) on-line through the HUB Reporting System at this link [HUB Report Login Page](#).

Note, corrections and resubmissions to your agency/university's data may only be done during the two draft review periods.

If the agency fails to resubmit their corrected data files by the deadline, CPA will have to remove any of the agency's data causing the errors and your HUB data will not be visible in during the draft period.

11. Reporting of Treasury Funds (Data Loaded by the Comptroller's Office)

Treasury funds are funds deposited and maintained in the State Treasury. These are payments made (not processed) from Treasury funds during the reporting period. They are purchases of goods, services, and public works contracts (which include delegated, open market, term contracts, proprietary, emergency, and exempt purchases) from the approved/included list of object codes. These payments are processed and reported by the Comptroller's Office for each state agency and institution of higher education. The Treasury data reported will be identified by using the Comptroller's object codes listed on **Attachment A. State agencies, which only have Treasury funds and do not use subcontractors or the agency procurement card, do not need to report expenditure data to CPA.**

The Treasury funds will be loaded by the Comptroller's office and will be viewable by the agency during the Draft periods of the HUB Report.

Note: The contract identifier is requested because CPA must identify and report all Term Contracts (automated, scheduled, non-automated, and delegated). These would be the ones with the Purchase Category Codes (PCC) of **A** = automated term contracts, **B** = scheduled purchases, and **C** = non-automated term contracts.

12. Reporting of Non-Treasury Funds (All State Agencies/Institution)

Non-Treasury Funds are funds, which are not deposited or maintained in the State Treasury. These are payments made (not processed) from Non-Treasury funds during the reporting period. These purchases of goods, services, and public works contracts (which include delegated, open market, term contracts, proprietary, emergency and exempt purchases) from the approved/included list of object codes. These payments are processed through a local bank (not through the Comptroller's Office) and must be reported by each state agency or institution. The Non-Treasury expenditure data will be reported to CPA by each state agency or institution of higher education that has Non-Treasury funds, in accordance with the timelines and guidelines set by the Legislature. Using the approved Comptroller's object codes listed in Attachment A will identify the Non-Treasury data reported. Note state agencies/institutions may remove payments made to governmental entities prior to submitting file(s). All other payment data noted above must be reported.

Format for Electronically Submitting Non-Treasury (Local Funds) Data (Programmer's Format)

State agencies and institutions of higher education submitting Non-Treasury ("N") data for the HUB Report are required to submit the detail summary records of each Non-Treasury payment made during the reporting period. Agencies and institutions must submit their payment data on-line through the HUB Reporting System at this link [HUB Report Login Page](#)

ASCII or text detail records with the following fields (see Table 12.1 and Example 12.2):

Table 12.1

Field Name	Field Length	Field Specifications
♦ Agency Code	5 characters	Fill with leading zeroes (i.e., 00999 or HW14).
♦ Payee/Vendor Identification # (VID)	11 numeric characters	If the PIN contains more than 11 numeric (PIN/VID) characters, submit only the first 11. No dashes or spaces.
♦ Vendor Name	20 characters	Uppercase. If less than 20 characters, fill in with spaces after vendor name.
♦ Object Code	4 characters	The 4-digit object code must be on the approved/included list of object codes.
♦ Dollar Amount	12 characters	The first nine (9) characters must be whole dollars or zeros followed by a decimal point with the two (2) remaining characters identifying the cent values. Leading zeros must precede all dollar values. If reporting a negative dollar amount, the first character (41) must be a hyphen (dash).
♦ Type of Record	1 character	Use "N" to identify Non-Treasury data including payments to Procurement Card Vendor (Citibank) "A", "B", or "C" to identify Non-Treasury term contract payments. Do not report twice. If non- Treasury <u>and</u> a term contract use "A", "B", or "C". A, B, & C purchases made through treasury should not be included in your file load. CPA will load those record for you.

Example 12.2

The following are EXAMPLE records submitted by Agency 999:

```

|--5-|-----11-----|-----20-----|---4-|-----12-----|1|
0099917514873201BAILEY BOILER WORKS 7286000004635.65N
0099914528870315SACHEM GROUP, THE 7286000003159.00A
00999 11349946506CITIBANK 7327000003000.00N
0099917601161528NATEX CORPORATION 7324000001000.50H
0099917514873201BAILEY BOILER WORKS 7286000004635.65N

```

NOTE: The sets of numbers identified in the first line of the example indicate the number of characters for each section.

- ◆ In the first record, agency 999 paid vendor 17514873201, BAILEY BOILER WORKS, under object code 7286, a total of \$4,635.65 from Non-Treasury funds.
- ◆ In the second record, agency 999 paid vendor 14528870315 SACHEM GROUP, under object code 7286, a total of \$3,159.00 for a term contract payment from Non-Treasury funds.
- ◆ In the third record, agency 999 paid vendor 11349946506, CITIBANK, under object code 7327, a total of \$3,000.00 using Non-Treasury funds.
- ◆ In the fourth record, agency 999 made a credit card purchase from vendor 17601161528, NATEX CORPORATION, under object code 7324, a total of \$1,000.50.

Note: If a VID is submitted in an invalid format (not enough or too many numbers or the wrong prefix or check digit is used), then the VID cannot be validated to determine HUB status or term contract vendor status.

13. Reporting of Term Contracts

Term Contracts (automated, scheduled, non-automated, books and library reference materials on contract) will be identified and verified by the Purchase Category Code (PCC) and the vendor identification number (VID). In accordance with Texas Government Code § 216.122 (e), Term Contract expenditures will be subtracted from each agency's base total and will be shown under CPA's Statewide Purchasing Section VI of the HUB Report. It is an agency's or institution's responsibility to identify expenditures against term contracts by entering the correct PCC in USAS when processing a payment voucher. The PCCs A, B, and C will be used to identify the term contract expenditures paid from both Treasury and Non-Treasury funds. Non-Treasury term contracts must be reported and identified (i.e., "A", "B", or "C") for the Semi-Annual and Annual HUB Reports. The state agency or institution will identify purchases from State Term Contracts, which have been paid from Non-Treasury funds so that those purchases may be included in the CPA's Statewide Purchasing Section VI.

Note: The CPA is verifying and validating the Treasury and Non-Treasury term contract payments identified through PCCs A, B, or C. If the VID for term contract payment can be verified as a term contract vendor with CPA, then it will be subtracted from the agency's or institution's base total expenditures and shown in CPA's Statewide Purchasing Section VI. If the VID for a term contract payment cannot be verified as a term contract vendor with CPA, then the payment will remain in the agency's base total expenditures. These payments will be shown in the agency's or institution's section of the HUB Report (Section VII). If a VID is submitted, in an invalid format, (not enough or too many numbers, or the wrong prefix or check digit is used) then the VID cannot be validated to determine HUB status or term contract status. CPA includes the Term Contract vendor's VID number in the contract on the website.

14. Reporting of Subcontractor Payments (All State Agencies/Institutions)

Subcontractor Funds are payments made to CPA certified HUBs by a Prime Contractor or supplier under contract with the State. State agencies and institutions of higher education must submit the subcontracting participation for all Non-HUB contracts for the purchase of goods, services, and public works contracts paid (not processed) during the reporting period in accordance with Texas Government Code, § 2161.122 (b).

HUB subcontracting **double reporting is not allowed on the HUB Report**. An agency or institution may receive 100% HUB credit participation if the Prime Contractor is a HUB and performs at least 25% of the work. The contracting agency or institution of higher education may submit subcontracting data to any tier until a HUB subcontractor is utilized. Once credit for doing business with a HUB is received, **no more credit** can be received, even if that HUB further subcontracts with another HUB.

As part of a provision of the HUB Subcontracting Plan (HSP), the respondent must submit monthly compliance reports (Prime Contractor Progress Assessment Report – PAR) to the contracting agency, verifying their compliance with the HSP, including the use/expenditures they have made to subcontractors. The PAR form is available at this link

[HUB Subcontracting Form.](#)

For example, to receive credit for HUB subcontracting, state agencies and institutions of higher education must require their Prime Contractors to report HUB subcontracting. Progress of subcontract amounts actually paid to Texas certified Prime Contractors submitting invoices for payments to the paying agency or institution should document HUBs in writing. The reporting agency should ensure the accuracy of the data reported by the Prime Contractor. The Prime Contractor payment data can be verified with the HUB subcontractor or by requiring the Prime Contractor to submit copies of canceled checks payable to the subcontractor with the subcontracting report to the agency. The state agency or institution of higher education must submit detail summary records to CPA of each HUB subcontractor payment made by a Prime Contractor to each HUB vendor for the specific object code, which is being used to pay the Prime Contractor. CPA will determine the total spent with Prime Contractors for each object code reported from the consolidated data reported for each object code. This procedure for submitting data must be followed for each object code in which an agency or institution wants to receive credit for HUB subcontracting (such as the object codes relating to construction, legal, engineering, janitorial, etc.).

Format for Submitting Subcontract Data Electronically (Programmer's Format)

State agencies and institutions of higher education submitting subcontract ("S") data for the HUB Report are required to submit the detail summary records of each subcontract payment made by a Prime Contractor to each HUB vendor for each specific object code. The total spent with Prime Contractors for each object code reported will be determined from the consolidated data reported for that object code. Agencies and institutions can submit their subcontracting data on-line through the HUB Reporting System at this link [HUB Report Login Page.](#)

ASCII or text detail records with the following fields (see Table 14.1 and Example 14.2):

Table 14.1

Field Name	Field Length	Field Specifications
♦ Agency Code	5 characters	Fill with leading zeroes (i.e., 00999 or 0HW14).
♦ Payee/Vendor Identification # (VID)	11 numeric characters	If the PIN contains more than 11 numeric (PIN/VID) characters, submit only the first 11. No dashes, spaces, or alpha characters.
♦ Vendor Name	20 characters	Uppercase. If less than 20 characters, fill in with spaces after vendor name.
♦ Object Code	4 characters	The 4-digit object code must be the same object code that was used to pay the Prime Contractor and must be on the HUB Report's approved/included list of object codes.
♦ Dollar Amount	12 characters	The first nine (9) characters must be whole dollars or zeros followed by a decimal point with the two (2) remaining characters identifying the cent values. Leading zeros must precede all dollar values. If reporting a negative dollar amount, the first character (41) must be a hyphen (dash).
♦ Type of Record	1 character	"S" to identify Sub-Contractor payments paid to the prime contractor in order to receive HUB credit for this non direct payment method.

Example 14.2

The following are example detail records submitted by Agency 999:

```
|--5-|-11-|-20-|-4-|-12-|1|
0099917601799384BLUE BOY VENDING      7341000300000.00S
0099917426913301RADCON INC            7341000200000.00S
```

NOTE: The sets of numbers identified in the first line of the example indicate the number of characters for each section.

In the records identified, agency 999 is identifying a payment made to a HUB subcontractor. PIN/VID number 17601799384, BLUE BOY VENDING processed under object code 7341 (the same object code used to pay the Prime Contractor) for \$300,000.00. A second payment was made to a HUB subcontractor with PIN/VID number 17426913301, RADCON INC. This HUB subcontractor was processed under object code 7341 for \$ 200,000.00. The total spent with Prime Contractors for object code 7341 will be derived from the consolidated Non-HUB total (Treasury + Non-Treasury) paid within this object code. If this object code total is less than the HUB subcontractor amount submitted for this object code, the records will be rejected and an exception report will be generated. The CPA will notify the agency of the discrepancy. If the discrepancy can be documented and resolved within 24 hours, the data records will be corrected. A HUB subcontractor cannot be paid more than the Prime Contractor.

15. AVOIDING HUB SUBCONTRACT DISCREPANCIES

During previous HUB Reporting periods, CPA has discovered discrepancies from agencies that submitted HUB subcontracting data. CPA identifies discrepancies in the following ways:

- 1) When comparisons are made between an agency's reported Non-HUB Prime Contractor expenditures and an agency's reported HUB subcontractor expenditures for the same object code. HUB subcontracting payments must not be more than the Non-HUB Prime Contractor payments.
- 2) HUB subcontracting double reporting is not allowed. An agency can submit HUB subcontracting dollars to any tier level until a HUB subcontractor is paid. Once HUB credit is received, HUB reporting is not allowed beyond the first level reported.
- 3) There are object codes that are allowed on the HUB Report and object codes that are not allowed. If an agency reports expenditures under object codes which are not allowed, the data records are not reported on the HUB Report.
- 4) The HUBs included in the agencies' HUB subcontracting data must be CPA HUB certified (under the VID number in the CPA HUB directory) in order for an agency to receive HUB credit on the Statewide HUB Report. When discrepancies occur, CPA will contact the agency and request corrected data files. In addition, HUB subcontracting should only be reported to CPA when the Prime Contractor is a Non-HUB vendor. If the Prime Contractor is a HUB, the expenditures are recorded as a 100% HUB direct payment, not as a HUB subcontractor payment.

EXAMPLES FOR SUBMITTING HUB SUBCONTRACTING DOUBLE REPORTING CLARIFICATIONS

Questions: Can second (2nd) tier HUB Subcontracting be reported? What is HUB Subcontracting double reporting?

Answer: You can submit HUB subcontracting dollars to any tier level until a HUB subcontractor is paid under the object codes that are allowed on the HUB Report. However, HUB subcontracting double reporting is not allowed. For example, once an agency receives HUB credit, whether it is at the prime level (first level/tier) or subcontractor (second or third level/tier), HUB subcontracting reporting is not allowed beyond the level/tier at which HUB dollars are reported and HUB credit is received. Here are a few examples:

First Level HUB Credit

If your agency uses a CPA-Certified HUB Prime Contractor (first level/tier) who performs at least 25% of the work, you will receive 100% HUB credit participation at the first level. You will want to track any subcontracting performed to ensure that the HUB prime is performing at least 25% of the contract, but you may not report HUB subcontracting because you are already receiving 100% credit. Reporting additional HUB subcontracting would be double reporting. The HUB prime vendor may subcontract with other HUB(s), but those HUB subcontracting dollars may not be reported. Subcontracting should be tracked only to ensure the HUB prime vendor is performing at least 25% of the contract.

EXAMPLE:

If you award a \$100,000 contract to a CPA-Certified HUB vendor, your agency will receive \$100,000 or 100% HUB credit. If this HUB Prime Contractor subcontracts \$10,000 or 10% with another HUB and your agency reports these dollars, your agency would be reporting \$110,000 or 110% of HUB credit. Since the contract is, for only \$100,000 this would be double reporting \$10,000.

Second Level HUB Credit

If your agency uses a Prime Non-HUB Contractor, you may request the Prime Non-HUB Contractor to meet the good faith effort of subcontracting with HUB(s). Your agency may submit subcontracting data for the CPA certified HUB(s) utilized as a 1st level/first tier source for the Prime Non-HUB Contractor.

EXAMPLE:

If you award a \$100,000 contract to a Prime Non-HUB Contractor (1st level/tier), and this Prime Non-HUB Contractor subcontracts \$10,000 or 10% with a CPA certified HUB (2nd level/tier) and your agency reports these dollars, your agency would be reporting \$10,000 or 10% of HUB credit.

Third Level HUB Credit

If your agency utilizes a Prime Non-HUB Contractor, and the subcontractor is also a Prime Non-HUB Contractor (1st level/tier), and the subcontractor is also a Prime Non-HUB Contractor (this is considered the 2nd level/tier vendor), and the 2nd level/tier Non-HUB Subcontractor utilizes a CPA certified HUB subcontractor 3rd level/tier, your agency may report the 3rd level/tier HUB subcontracting. After this level (the level at which HUB subcontracting is utilized and reported) no additional HUB subcontracting credit can be received, even if the 3rd level/tier HUB further subcontracts with a 4th level/tier HUB.

EXAMPLE:

If you award a \$100,000 contract to a Prime Non-HUB Contractor (1st level/tier), and this Prime Non-HUB Contractor subcontracts \$10,000 or 10% with a Non-HUB Subcontractor (2nd level/tier) and the Non-HUB subcontractor further subcontracts \$1,000 or 1% of total to original contract with a CPA certified HUB (3rd level/tier) and your agency reports the HUB subcontracting (3rd level/tier), your agency would report and receive \$1,000 or 1% HUB credit. If you have any further questions or need additional information, please contact the Statewide HUB Program at 512-463-5872.

16. Department of Information Resources (DIR) Purchases

State agencies and institutions of higher education should not report Non-Treasury **purchases that DIR made** on their behalf (i.e. data center services, shared services, etc.). Note HUB subcontracting payments from purchases your agency/institution made directly utilizing a contract procured through DIR are reportable by your agency/institution for HUB credit. If you have questions about your agency's DIR detail records, please contact DIR HUB Coordinator Representatives, Theresa Williams at 512-475-4638 or theresa.williamson@dir.texas.gov .

17. Texas Public Finance Authority (TPFA) Purchases

TPFA enters in USAS the purchasing agency's number in the "comp/agy obj" field. The CPA pulls the purchasing agency's number from the "comp/agy obj" field and replaces TPFA's agency number 347 for all master lease purchases made out of Fund 735, Appropriation 05755 by the Texas Public Finance Authority, and reports it with the Treasury data. **For reconciliation purposes, a column has been added to the agency detail data to identify TPFA purchases.** An agency may view its detail data on-line at this link [HUB Report Login Page](#) during the draft periods, or final report.

18. Reporting of Procurement Card HUB Purchases

Applicable only to state agencies and institutions of higher education participating in the procurement card program.

The procurement card is a payment method and is not to be used to circumvent any statutory or regulatory purchasing requirements, (e.g., use of CMBL for obtaining three bids with a minimum of two bids from HUBs, etc.). Procurement card purchases made with Treasury funds are identified through PCC H (not PCC A), and Citibank's VID number. These payments made to Citibank's VID number with Treasury funds will be reported by the CPA for each agency. If the VID is identified as a payment to Citibank, it will remain in each agencies' and institution of higher education's total expenditure

base.

State agencies and institutions of higher education using Non-Treasury funds are **required** to submit the detail summary records of the total payments made to the procurement card vendor Citibank during the Semi-Annual and Annual HUB Reporting periods. These direct payments to Citibank using Non-Treasury funds should be reported to CPA in the ASCII format below using an "N" as the type-of-record identifier.

In addition, an agency or institution of higher education may **choose** to track and report HUB expenditures when using the procurement card as a method of payment to offset or improve its overall HUB expenditures. If an agency or institution of higher education decides to track and report this data, then it must be reported to CPA in the ASCII format below using an "H" as the type-of-record identifier.

Agencies and institutions can submit their procurement card data on-line through the HUB Reporting System at this link [HUB Report Login Page](#).

ASCII or text detail records with the following fields (see Table 18.1 and Example 18.2):

Table 18.1

Field Name	Field Length	Field Specifications
♦ Payee/Vendor Identification # (VID)	11 numeric characters	If the PIN contains more than 11 numeric (PIN/VID) characters, submit only the first 11. No dashes, spaces, or alpha characters.
♦ Vendor Name	20 characters	Uppercase. If less than 20 characters, fill in with spaces after vendor name.
♦ Object Code	4 characters	The 4-digit object code must be the same object code that was used to pay Citibank and must be on the HUB Report's included list of object codes.
♦ Dollar Amount	12 characters	The first nine (9) characters must be whole dollars or zeros followed by a decimal point with the two (2) remaining characters identifying the cent values. Leading zeros must precede all dollar values. If reporting a negative dollar amount, the first character (41) must be a hyphen (dash).
♦ Type of Record	1 character	"N" to identify Non-Treasury payments made to Citibank for all procurement card purchases; "H" to report and identify purchases made directly to HUBs using the procurement card as the method of payment to receive HUB credit.

Payments made to Citibank using Non-Treasury funds **must** be reported to CPA by the state agencies and institutions of higher education using these types of funds. Purchases made to HUBs using the procurement card as the method of payment **may** be reported to CPA at the option of the agency or institution of higher education. Please note that payments made to Citibank using Treasury funds **will be** reported by the CPA for each agency or institution of higher education.

Below are example records that must be submitted by agencies when reporting their Non-Treasury payments to Citibank and their HUB expenditures:

Example 18.2

| --5- | -----11----- | -----20----- | -4- | -----12----- | 1 |

0099911352664707CITIBANK 7324001800344.84N
 0099917605650245GLOBE OFFICE PRODUCT7324000001901.56H
 0099917605650245GLOBE OFFICE PRODUCT7324000000029.47H

NOTE: The sets of numbers identified in the first line of the example indicate the number of characters for each section.

- ◆ In the first record, agency 999 paid vendor 11352664707, CITIBANK, under object code 7324 a total of \$1,800,344.84 using Non-Treasury funds.
- ◆ In the second record, agency 999 paid vendor 17605650245, Globe Office Products under object code 7324 a total of \$1901.56 using the procurement card.
- ◆ In the second record, agency 999 paid vendor 17605650245, Globe Office Products under object code 7324 a total of \$29.47 using the procurement card.

By adding the two records identified with the "H", it can be determined that the total purchased from HUBs with the procurement card for this reporting period was \$1,931.03. The Citibank Non-Treasury payments will be added to the CitiBank Treasury payments reported by the Comptroller for each agency for a grand total paid to the Citibank by each agency. The total spent with HUBs must be less than or equal to the total payments reported for the CitiBank by the Comptroller's Office for Treasury funds and by the agency for Non-Treasury funds, if applicable. If the HUB totals are not less than or equal to the total paid to the Citibank, the data will be considered inaccurate and will be rejected by the CPA HUB Reporting programs.

Note: Agencies and institutions can submit test data at any time during the reporting period to ensure that the electronic ASCII format of the data submitted is correct. The test data should be submitted at least **two weeks** before the timelines specified in these procedures to verify correct format and to allow time for format changes. Late reporting will not be accepted.

19. Reporting of Group Purchasing Program (All State Agencies/Institutions of Higher Education)

According to Texas Government Code, § 2161.122(d), a state agency participating in a group purchasing program shall send to the Comptroller in the agency's report under Section 2161.121 a separate list of purchases from historically underutilized businesses that are made through the group purchasing program, including the dollar amount of each purchase allocated to the reporting agency. The total dollar amount of all object codes reported will form the total group purchasing expenditure for each agency or institution from which the percentage of HUB purchases is derived.

Although these group purchasing payments are also reflected in the total expenditure column of the consolidated HUB Report, CPA is required to include each agency's or institution's participation in this program and include amounts spent with HUBs in a separate section (Section V) of the HUB Report in accordance with Texas Government Code, Chapter 2161.

"G" records must also be reported as part of your detail records as either Treasury "T" or Non-Treasury "N" depending on source of funding used when making payment. "G" records are technically reported twice (first, as a detail expenditure, and secondly, to separately identify those agencies or institutions that are participating in a group purchasing program).

Format for Electronically Submitting Group Purchasing Program (the Programmer's Format)

State agencies/institutions of higher education participating in a Group Purchasing Program are required to submit the detail summary records for each object code which the agency or institution participates. Agencies and institutions can submit their group purchasing data on-line through the HUB Reporting System at this link [HUB Report Login Page](#)

ASCII detail records with the following fields (see Table 19.1 and Example 19.2):

Table 19.1

Field Name	Field Length	Field Specifications
◆ Vendor/Payee Identification# (VID)	11 numeric characters	If the PIN contains more than 11 Numeric number (VID/PIN) characters, submit only the first 11. No dashes, spaces, or alpha characters.

◆ Vendor Name	20 characters	Uppercase. If less than 20 characters, fill in with spaces after vendor name.
◆ Object Code	4 characters	The 4-digit object code must be on the approved/included list of object codes.
◆ Dollar Amount	12 characters	Fill with leading zeroes. First nine characters are whole dollars, the next character is a period, and the last two are decimals. Fill with leading zeroes. If the amount is negative, replace the first leading zero with a dash ("-").
◆ Type of Record	1 character	"G" to identify separately Group Purchases. If group purchases are made with non-treasury funds you will also need to submit that purchase as an "N" record.

Example 19.2

The following is an example detail record submitted by agency 999:

```
|--5-|-----11-----|-----20-----|-4-|-----12-----|1|
0099919543470181WALKERS ELECTRONICS 7312000250000.00G
```

NOTE: The sets of numbers identified in the first line of the example indicate the number of characters for each section. In this record, agency 999 is identifying a payment made to vendor 19543470181, WALKERS ELECTRONICS processed under object code 7312 for \$250,000.00 through the participation of a Group Purchasing Program.

Note: Legislation mandates that Group Purchasing participation be reported for the Semi-Annual and Annual HUB Report separately. Each group purchasing payment made from Non-Treasury funds must also be reported as a Non-Treasury detail record, which will be included in the Non-Treasury base for total expenditures. The Comptroller will report any payments made from Treasury funds.

20. HUB Report Exclusions

- **Interagency Payments -** Interagency Payments are excluded if the agency's Comptroller assigned identification number, not the agency's federal identification number, is used for payment. State agencies and institutions of higher education are encouraged not to use the federal identification number when making interagency payments if they want the payment to be excluded.

For interagency payments to be excluded from the HUB Report, the Comptroller assigned identification number, which is a 9-digit base number for all state agencies/institutions of higher education, must be used. This number is pre-fixed with a three (3) and includes the agency's 3- digit agency code repeated three times. For example, CPA's Comptroller assigned identification number is 3-304304304-2.

Interagency payments may also be excluded using the Inter-Governmental Payment Exclusion applications.

- **Texas Industries for the Blind and Handicapped (TIBH) payments,** using the following vendor identification number 17419760511, are excluded.
- **Texas Correctional Industries, Inc. (TCI) payments,** using the following vendor identification number 17460014313 or 36966966966 are excluded.

21. Inter-Governmental Payment Exclusions Application

- During the 1st Draft Period of the report, agencies are able to view and exclude payments made to other governmental entities utilizing Treasury funds.
 - View your HUB report draft data

- Go to “Exclude Government Expenses”
- You can use the filter search to locate the government entity’s name
- Check the box of any government payments that need to be excluded
- You can view all the excluded payments by clicking “View Selected”
- After selecting all the government payments to exclude then click “Submit”
- You will be able to view the updated HUB report data during the 2nd Draft Period to verify the accuracy of the HUB data and make any further changes if necessary. (See Image 21.1)
- **Note the 2nd Draft Period will be the last opportunity an agency/university has to make corrections to their HUB data.**

Image 21.1

Agency	Recordtype	Category Code	Object Code	Vendor Name	Amount	Cat Description	DIR Flag	VID	
304	Treasury	03	7266	CARL KUMAR	\$2,800.00	Special Trade		70055340809	<input type="checkbox"/>
304	Treasury	03	7266	HOLZMAN GROUP LTD	\$1,383.27	Special Trade		17427385822	<input type="checkbox"/>
304	Treasury	03	7266	KNIGHT SECURITY SYST	\$90,470.22	Special Trade		12031864908	<input type="checkbox"/>
304	Treasury	03	7266	MCCOY-ROCKFORD INC	\$26,674.69	Special Trade		12744023297	<input type="checkbox"/>
304	Treasury	03	7266	MCCOY-ROCKFORD INC D	\$21,755.55	Special Trade		17425107640	<input type="checkbox"/>
304	Treasury	03	7266	NORTH TEXAS INSTALLA	\$2,600.00	Special Trade		13840304367	<input type="checkbox"/>

22. ON-LINE HUB REPORT

Electronic versions of the HUB Reports are available on-line free of charge at this link [Final Posted HUB Reports](#).

23. CONTACT INFORMATION

For questions regarding the HUB Report, you may contact the Statewide HUB Program toll-free at 1-888-863-5881 or 512-463-5872.



TEXAS COMPTROLLER OF PUBLIC ACCOUNTS
Statewide Procurement Division
P.O. Box 13528
Austin, Texas 78711

WWW.TEXAS4HUBS.ORG

Publication#96-1324-1
November 2024