

LEARN • CONNECT • GROW

HUB FY 2025

SEMI-ANNUAL REPORT



STATEWIDE HISTORICALLY UNDERUTILIZED
BUSINESS PROGRAM



GLENN HEGAR, TEXAS COMPTROLLER OF PUBLIC ACCOUNTS

P.O. BOX 13528 • AUSTIN, TEXAS 78711-3528

May 15, 2025

The Honorable Greg Abbott, Governor, State of Texas
The Honorable Dan Patrick, Lieutenant Governor, State of Texas
The Honorable Dustin Burrows, Speaker, Texas House of Representatives

Gentlemen:

The Statewide Historically Underutilized Business (HUB) Program, a component of the Statewide Procurement Division of the Texas Comptroller of Public Accounts, is pleased to submit the Fiscal 2025 Semi-Annual Expenditure Report of contracts awarded to HUBs, as required by [Texas Government Code Section 2161.121](#).

The Statewide HUB Program compiles and analyzes statewide procurement expenditures and contract awards of state agencies and institutions of higher education into this semi-annual HUB expenditure report from Sept. 1, 2024, through Feb. 28, 2025. It includes the number of bids, proposals and HUB participants; the total dollar amounts of treasury procurement expenditures and contracts awarded, both HUB and non-HUB; total number of certified HUB businesses available to participate in solicitations; a breakdown of certified HUBs by qualifying category; a breakdown of the state's term and group contract purchases; and summaries and analysis of the overall program's accomplishments toward meeting the statewide HUB goals.

During the first half of fiscal 2025, the Statewide HUB Program included 15,762 registered, Texas-certified HUB vendors, with **2,995 HUB businesses receiving 11.02 percent or \$2,091,045,018 of all statewide expenditures.**

A comparison of the total HUB expenditures and contract awards from fiscal 2024 to 2025 is reflected in the semi-annual tables, shown on Page 4 of the Executive Summary. This comparison projects an increase in HUB awards and total dollars spent with HUBs in four of the six categories: Heavy Construction, Building Construction, Professional Services and Commodities.

Additionally, the report includes a list of state agency rankings and agency supplemental letters from various state agencies and universities documenting their continued good faith efforts to educate HUBs and increase their solicitation responses.

A copy of the report is available online at HUB Reporting: <https://comptroller.texas.gov/purchasing/vendor/hub/reporting.php>.

If you have any questions or require additional information, please contact Linda Rogers, manager of the Statewide HUB Program, at 512-936-4115 or linda.rogers@cpa.texas.gov.

Respectfully,

A handwritten signature in black ink, appearing to read "Bobby Pounds", is positioned above the printed name.

Bobby Pounds, Director
Statewide Procurement Division
Texas Comptroller of Public Accounts

EXECUTIVE SUMMARY

The Statewide Historically Underutilized Business (HUB) Program is a program within the Statewide Procurement Division (SPD) of the Texas Comptroller of Public Accounts certifies small businesses that are minority-, woman- and service-disabled veteran-owned (with at least a 20 percent service disability) to increase competitive bid participation, award opportunities and accomplish the statewide established HUB goals.

Texas had **15,762** certified HUBs during the first six months of fiscal 2025, an increase of 324 at this time in fiscal 2024. Collectively, **19 percent** of HUBs participated in state contracts as prime contractors or subcontractors, receiving **11.02 percent** of all statewide expenditures.

State purchasers must search the Centralized Master Bidders List (CMBL) and include HUBs in vendor notifications when buying goods and services with a value of \$10,000 or more. Vendors are contacted directly by mail, email or telephone with invitations for bids. At the end of the first half of fiscal 2024, **21.53 percent** or **3,394** of the state's certified HUBs were registered with the CMBL.

The state's overall spending through term contract purchases during the first half of fiscal 2025 totaled **\$295.8 million**, an increase of \$26.4 million compared to the same period of the previous year. The total percentage of dollars spent with HUBs increased, with HUBs receiving **\$11.3 million** through term contracts.

The state's overall spending through group purchases for the first half of fiscal 2025 totaled **\$274.1 million**, a 17.30 percent increase from the same period in the previous year; the total group-purchasing dollars spent with HUBs decreased by 21.6 percent to **\$54.5 million**.

The state's expenditures for the first six months of the fiscal 2025 totaled **\$18.9 million** an increase of **16.2 percent** compared with fiscal 2024, while the total HUB expenditures increased **10.52 percent**.

This report summarizes current HUB status and spending trends.

TOTAL STATEWIDE EXPENDITURES

The state's total spending in the first six months of fiscal 2025 increased by \$2.7 billion following the previous fiscal year's increase of \$2.8 billion during the same period, while the share of statewide expenditures to HUB increased by 10.52 percent in 2025 following the 2024 year-over-year increase of 13.33 percent. Total expenditures with HUBs increased \$199.1 million year-over-year for the first half of fiscal 2025.

FISCAL YEAR	TOTAL STATEWIDE EXPENDITURES	TOTAL HUB EXPENDITURES	HUB PERCENT
Fiscal 2025 – Semi-Annual	\$18,980,589,669	\$2,091,045,018	11.02%
Fiscal 2024 – Semi-Annual	\$16,335,016,745	\$1,891,957,323	11.58%
Fiscal 2023 – Semi-Annual	\$13,566,750,331	\$1,669,390,593	12.31%

WHO OWNS TEXAS HUBS

ELIGIBLE HUB GROUPS	FISCAL 2025, SEMI-ANNUAL			FISCAL 2024, SEMI-ANNUAL		
	Number of Certified HUBs	Males	Females	Number of Certified HUBs	Males	Females
Asian Pacific American	1,463	909	554	1,410	905	505
Black American	4,667	2,254	2,413	4,600	2,312	2,288
Hispanic American	4,833	3,162	1,671	4,785	3,157	1,628
Native American	244	170	74	247	171	76
Woman*	4,098	0	4,098	4,161	0	4,161
Service-Disabled Veteran**	485	485	0	342	342	0
TOTAL	15,790	6,980	8,810	15,545	6,887	8,658

*The "Woman" category does not include women who are service-disabled veterans or in the Asian Pacific American, Black American, Hispanic American and Native American ethnicities.

**The "Service-Disabled Veteran" category does not include women or individuals who are in the Asian Pacific American, Black American, Hispanic American and Native American ethnicities.

Source: Texas Comptroller of Public Accounts

EXPENDITURES WITH HUB GROUPS

Total expenditures with HUB groups during the first half of fiscal 2025 as compared to the first half of fiscal 2024 increased by 10.52 percent or \$199.1 million. The subcontracting totals increased in four of the six business categories, resulting in a subcontracting expenditure increase of \$285.5 million or by 42.70 percent, to total more than \$954.1 million.

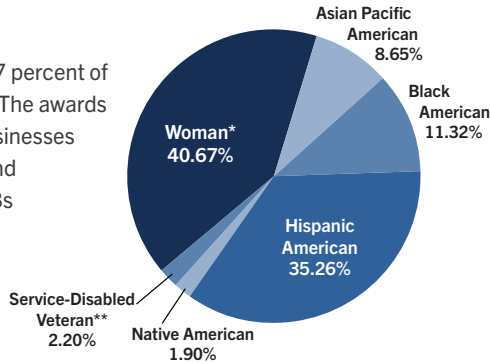
- Building Construction increased 54.06 percent.
- Professional Services increased 11.46 percent.
- Heavy Construction increased by 3.85 percent.
- Special Trade decreased by 4.93 percent.
- Other Services increased by 15.34 percent.
- Commodities decreased by 14.43 percent.

There was a small decrease in the number of awards to woman-owned HUBs; however, this group still had an increase of 9.80 percent in total expenditures. Hispanic-owned HUBs received the largest share of expenditures with HUBs.

ELIGIBLE HUB GROUPS	FISCAL 2025, SEMI-ANNUAL		FISCAL 2024, SEMI-ANNUAL	
	Number of Awards	Total HUB Expenditure	Number of Awards	Total HUB Expenditure
Asian Pacific American	259	\$318,739,287	247	\$254,056,030
Black American	339	\$218,841,575	344	\$197,948,249
Hispanic American	1,056	\$747,795,942	1,013	\$722,040,568
Native American	57	\$49,565,769	54	\$37,188,115
Woman*	1,218	\$733,562,364	1,246	\$668,060,924
Service-Disabled Veteran**	66	\$22,540,077	63	\$12,663,439
TOTAL	2,995	\$2,091,045,018	2,967	\$1,891,957,324

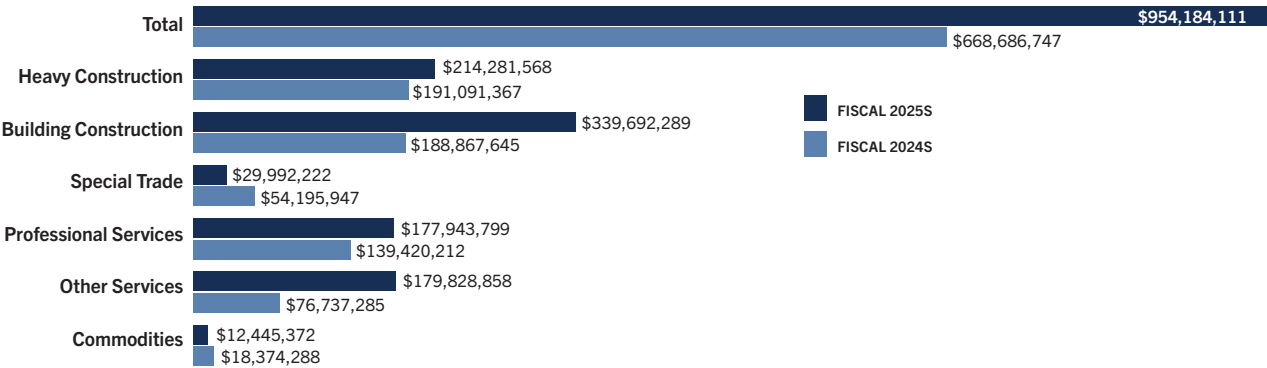
WHO RECEIVES HUB AWARDS?

For the first six months of fiscal 2025, Anglo-American women-owned businesses received 40.67 percent of the state HUB awards. Hispanic American-owned businesses came in second at 35.26 percent. The awards to Asian American-owned businesses comprised 8.65 percent, while Black American-owned businesses received 11.32 percent; Native American-owned businesses received 1.90 percent of awards, and Service-disabled Veteran-owned businesses received 2.20 percent. Total dollars spent with HUBs increased by 10.52 percent or \$199.1 million compared to the first six months in fiscal 2024.



SUBCONTRACTING

The following chart compares subcontracting spending with HUBs for the first six months of fiscal 2025 and fiscal 2024. See chart for subcontracting numbers:



Note: The number of awards reflected in the table above are those made to vendor ID numbers eligible for HUB credit. Similarly, the percentages reflected in the pie chart above are based on the number of vendor ID numbers eligible for HUB credit.
*The "Woman" category does not include women who are service-disabled veterans or in the Asian Pacific American, Black American, Hispanic American and Native American ethnicities.
**The "Service-Disabled Veteran" category does not include women or individuals who are in the Asian Pacific American, Black American, Hispanic American and Native American ethnicities.
Source: Texas Comptroller of Public Accounts

BUSINESS CATEGORIES

State spending with HUBs increased by \$267.1 million in four categories during the first half of fiscal 2025: Heavy Construction, Building Construction, Professional Services and Commodities.

Fiscal 2025 – Semi-Annual***

CATEGORY	HUB GOALS*	TOTAL EXPENDITURES	TOTAL HUB EXPENDITURES	HUB PERCENT
Heavy Construction	11.20%	\$6,206,657,645	\$276,354,865	4.45%
Building Construction	21.10%	\$2,467,142,895	\$423,986,604	17.19%
Special Trade	32.90%	\$628,840,770	\$159,984,872	25.44%
Professional Services	23.70%	\$1,194,768,154	\$282,418,443	23.64%
Other Services	26.00%	\$4,037,695,348	\$594,323,245	14.72%
Commodities	21.10%	\$4,445,484,855	\$353,976,985	7.96%
TOTAL**		\$18,980,589,669	\$2,091,045,018	11.02%

Fiscal 2025 Semi-Annual Statewide HUB Subcontracting Expenditures: \$954,184,111

Fiscal 2024 – Semi-Annual***

CATEGORY	HUB GOALS*	TOTAL EXPENDITURES	TOTAL HUB EXPENDITURES	HUB PERCENT
Heavy Construction	11.20%	\$4,800,700,471	\$266,121,065	5.54%
Building Construction	21.10%	\$1,456,725,366	\$275,202,031	18.89%
Special Trade	32.90%	\$677,139,937	\$168,285,950	24.85%
Professional Services	23.70%	\$992,164,369	\$253,375,408	25.54%
Other Services	26.00%	\$4,312,747,331	\$515,300,048	11.95%
Commodities	21.10%	\$4,095,539,268	\$413,672,819	10.10%
TOTAL**		\$16,335,016,745	\$1,891,957,323	11.58%

Fiscal 2024 Semi-Annual Statewide HUB Subcontracting Expenditures: \$668,839,637

Fiscal 2023 Annual – Semi-Annual***

CATEGORY	HUB GOALS*	TOTAL EXPENDITURES	TOTAL HUB EXPENDITURES	HUB PERCENT
Heavy Construction	11.20%	\$3,880,786,716	\$249,608,532	6.43%
Building Construction	21.10%	\$920,021,103	\$148,813,367	16.17%
Special Trade	32.90%	\$495,524,111	\$119,189,814	24.05%
Professional Services	23.70%	\$748,747,208	\$177,824,436	23.75%
Other Services	26.00%	\$3,867,128,746	\$586,145,730	15.16%
Commodities	21.10%	\$3,654,542,444	\$387,808,711	10.61%
TOTAL**		\$13,566,750,331	\$1,669,390,593	12.31%

Fiscal 2023 Semi-Annual Statewide HUB Subcontracting Expenditures: \$464,614,760

Fiscal 2024 – Annual

CATEGORY	HUB GOALS*	TOTAL EXPENDITURES	TOTAL HUB EXPENDITURES	HUB PERCENT
Heavy Construction	11.20%	\$11,013,863,189	\$504,383,334	4.58%
Building Construction	21.10%	\$3,701,168,838	\$728,982,963	19.70%
Special Trade	32.90%	\$1,334,666,777	\$366,244,490	27.44%
Professional Services	23.70%	\$2,146,480,955	\$545,949,923	25.43%
Other Services	26.00%	\$8,301,820,606	\$1,046,992,049	12.61%
Commodities	21.10%	\$9,327,168,858	\$923,589,036	9.90%
TOTAL**		\$35,825,169,225	\$4,116,141,798	11.49%

Fiscal 2024 Annual Statewide HUB Subcontracting Expenditures: \$1,526,906,368

* For HUB reporting purposes, expenditures with all HUBs certified at any time during the current fiscal year are counted toward annual HUB procurement usage goals.

** Slight differences in some totals are due to rounding.

*** Total for first six months of fiscal year.

Source: Texas Comptroller of Public Accounts

SPENDING ON STATEWIDE TERM CONTRACTS

Term contracts are developed to consolidate the needs of multiple agencies and provide a simpler purchasing process for commonly used items, yielding lower prices through higher-volume purchases.

During the first six months of fiscal 2025, \$26.4 million more was spent through term contracts compared to the first half of fiscal 2024. Total state spending with HUBs through term contracts increased by \$7.5 million.

Fiscal 2025 – Semi-Annual***

TERM CONTRACTS	HUB GOALS*	TOTAL EXPENDITURES	TOTAL HUB EXPENDITURES	HUB PERCENT
Heavy Construction	11.20%	\$32,252	\$0	0.00%
Building Construction	21.10%	\$1,580,257	\$893,806	56.56%
Special Trade	32.90%	\$437,284	\$0	0.00%
Professional Services	23.70%	\$1,004,445	\$16,800	1.67%
Other Services	26.00%	\$15,804,431	\$124,242	0.79%
Commodities	21.10%	\$276,921,216	\$10,273,111	3.71%
TOTAL**		\$295,779,885	\$11,307,959	3.82%

Fiscal 2024 – Semi-Annual***

TERM CONTRACTS	HUB GOALS*	TOTAL EXPENDITURES	TOTAL HUB EXPENDITURES	HUB PERCENT
Heavy Construction	11.20%	\$0	\$0	0.00%
Building Construction	21.10%	\$6,235,591	\$233,166	3.74%
Special Trade	32.90%	\$547,531	\$11,552	2.11%
Professional Services	23.70%	\$740,514	\$0	0.00%
Other Services	26.00%	\$18,069,853	\$688,453	3.81%
Commodities	21.10%	\$243,798,655	\$2,898,450	1.19%
TOTAL**		\$269,392,144	\$3,831,621	1.42%

Fiscal 2023 – Semi-Annual***

TERM CONTRACTS	HUB GOALS*	TOTAL EXPENDITURES	TOTAL HUB EXPENDITURES	HUB PERCENT
Heavy Construction	11.20%	\$116,504	\$0	0.00%
Building Construction	21.10%	\$2,201,104	\$116,857	5.31%
Special Trade	32.90%	\$133,546	\$0	0.00%
Professional Services	23.70%	\$907,125	\$0	0.00%
Other Services	26.00%	\$14,286,472	\$202,638	1.42%
Commodities	21.10%	\$201,173,983	\$2,904,624	1.44%
TOTAL**		\$218,818,734	\$3,224,119	1.47%

Fiscal 2024 – Annual

TERM CONTRACTS	HUB GOALS*	TOTAL EXPENDITURES	TOTAL HUB EXPENDITURES	HUB PERCENT
Heavy Construction	11.20%	\$1,975	\$0	0.00%
Building Construction	21.10%	\$10,152,540	\$136,140	1.34%
Special Trade	32.90%	\$1,363,874	\$0	0.00%
Professional Services	23.70%	\$1,833,122	\$0	0.00%
Other Services	26.00%	\$30,082,138	\$1,522,800	5.06%
Commodities	21.10%	\$493,159,006	\$5,441,110	1.10%
TOTAL**		\$536,592,655	\$7,100,050	1.32%

* For HUB reporting purposes, expenditures with all HUBs certified at any time during the current fiscal year are counted toward annual HUB procurement usage goals.

** Slight differences in some totals are due to rounding.

*** Total for first six months of fiscal year.

Source: Texas Comptroller of Public Accounts

SPENDING ON STATEWIDE GROUP PURCHASING

Group purchasing allows institutions of higher education to coordinate their purchases and maximize their purchasing power.

During the first half of fiscal 2025, statewide group purchases increased by approximately \$40.5 million compared to the first half of fiscal 2024. Total state expenditures with HUBs in group purchasing decreased by 21.60 percent to \$54.5 million.

Fiscal 2025 – Semi-Annual***

GROUP PURCHASING	HUB GOALS*	TOTAL EXPENDITURES	TOTAL HUB EXPENDITURES	HUB PERCENT
Heavy Construction	11.20%	\$78,240	\$78,240	100.00%
Building Construction	21.10%	\$14,559,339	\$6,425,736	44.13%
Special Trade	32.90%	\$12,174,815	\$4,681,405	38.45%
Professional Services	23.70%	\$5,272,554	\$660	0.01%
Other Services	26.00%	\$57,685,563	\$9,548,011	16.55%
Commodities	21.10%	\$184,410,181	\$33,748,025	18.30%
TOTAL**		\$274,180,692	\$54,482,077	19.87%

Fiscal 2024 – Semi-Annual***

GROUP PURCHASING	HUB GOALS*	TOTAL EXPENDITURES	TOTAL HUB EXPENDITURES	HUB PERCENT
Heavy Construction	11.20%	\$0	\$0	0.00%
Building Construction	21.10%	\$4,911,919	\$1,410,708	28.72%
Special Trade	32.90%	\$14,088,564	\$4,585,649	32.55%
Professional Services	23.70%	\$1,558,120	\$141	0.01%
Other Services	26.00%	\$56,560,833	\$14,093,911	24.92%
Commodities	21.10%	\$156,618,804	\$49,399,653	31.54%
TOTAL**		\$233,738,240	\$69,490,062	29.73%

Fiscal 2023 – Semi-Annual

GROUP PURCHASING	HUB GOALS*	TOTAL EXPENDITURES	TOTAL HUB EXPENDITURES	HUB PERCENT
Heavy Construction	11.20%	\$0	\$0	0.00%
Building Construction	21.10%	\$596,562	\$532,531	89.27%
Special Trade	32.90%	\$7,780,123	\$1,930,885	24.82%
Professional Services	23.70%	\$420,099	\$83	0.02%
Other Services	26.00%	\$21,585,650	\$4,706,259	21.80%
Commodities	21.10%	\$89,804,227	\$34,244,597	38.13%
TOTAL**		\$120,186,661	\$41,414,355	34.46%

Fiscal 2024 – Annual

GROUP PURCHASING	HUB GOALS*	TOTAL EXPENDITURES	TOTAL HUB EXPENDITURES	HUB PERCENT
Heavy Construction	11.20%	\$53,641	\$53,641	100.00%
Building Construction	21.10%	\$19,767,725	\$8,869,223	44.87%
Special Trade	32.90%	\$34,605,668	\$14,930,774	43.15%
Professional Services	23.70%	\$1,744,463	\$23,335	1.34%
Other Services	26.00%	\$96,714,206	\$25,857,255	26.74%
Commodities	21.10%	\$342,879,331	\$100,969,707	29.45%
TOTAL**		\$495,765,034	\$150,703,935	30.40%

* For HUB reporting purposes, expenditures with all HUBs certified at any time during the current fiscal year are counted toward annual HUB procurement usage goals.

** Slight differences in some totals are due to rounding.

***Total for first six months of fiscal year.

Source: Texas Comptroller of Public Accounts

State agencies and higher education institutions are responsible for the accuracy of their self-reported data and are required to confirm they have reported correct information to the Comptroller's Statewide Procurement Division before the division finalizes the state's semi-annual and annual HUB reports.

Fiscal 2025 Semi-Annual Historically Underutilized Business (HUB) Report TABLE OF CONTENTS

- I. Executive Letter and Summary**
 - II. Statewide Totals**
 - III. Statewide Analysis of Awards**
 - A. Statewide Analysis of Total Awards
 - B. Awards to Certified HUBs by Ethnicity/Gender
 - C. Awards to Certified HUBs by Procurement Category
 - D. Awards to Certified HUBs by Procurement Categories and Object Codes
 - E. Awards to Certified HUBs by Object Codes
 - IV. State Agency Rankings**
 - A. Agencies Spending More than \$25,000 with \$0 Spending With HUBs
 - B. Agencies Ranked by Total Expenditures
 - C. Agencies Ranked by Total HUB Expenditures
 - D. Agencies Ranked by Percentage Spent with HUBs
 - V. Statewide Group Purchasing**
 - VI. Statewide Purchases Awarded and Managed by the Texas Comptroller of Public Accounts' Statewide Procurement Division (SPD) and by the Texas Facilities Commission (TFC)**
 - A. Open Market Purchases and Term Contracts (SPD)
 - B. Architectural, Engineering and Construction Projects (TFC)
 - VII. State Agency Expenditure Data**
 - A. Listing of Agencies by Name
 - B. Listing of Agencies by Agency Number
 - C. State Agency Expenditure Data (180 Reporting Agencies)
 - VIII. State Agency Supplemental Reports**
 - A. Number of Businesses Participating in State Bond Issuances (HUB and Non-HUB)
 - B. Number of Bids and/or Proposals Received (HUB and Non-HUB)
 - C. Number of Contracts Awarded (HUB and Non-HUB)
 - D. Supplemental Summary Letters
- Attachment A -- HUB Report Procurement Categories**
Attachment B -- HUB Report Components
Attachment C -- HUB Reporting Procedures

SECTION II - STATEWIDE TOTALS



TEXAS HISTORICALLY UNDERUTILIZED BUSINESS SEMI-ANNUAL HUB REPORT RECEIVED FOR FISCAL YEAR 2025

SECTION II - STATEWIDE TOTALS

Statewide Totals for Heavy Construction Unadjusted Goal is 11.2%

RECORD TYPE	TOTAL EXPENDITURE	TOTAL SPENT WITH HUBs AMOUNT	AMOUNT %	BLACK AMOUNT	AMOUNT %	HISPANIC AMOUNT	AMOUNT %	WOMAN AMOUNT	AMOUNT %	ASIAN PACIFIC AMOUNT	AMOUNT %	NATIVE AMERICAN AMOUNT	AMOUNT %	SERVICE-DISABLED VETERAN AMOUNT	AMOUNT %
T	\$6,319,517,833	\$61,889,904	0.98%	\$54,717	0.00%	\$38,160,605	0.60%	\$22,271,141	0.35%	\$1,396,940	0.02%	\$0	0.00%	\$6,500	0.00%
N	\$12,817,920	\$183,392	1.43%	\$31,800	0.25%	\$20,938	0.16%	\$125,066	0.98%	\$5,587	0.04%	\$0	0.00%	0	0.00%
S	***	\$214,281,568	3.81%	\$8,631,891	0.15%	\$81,271,629	1.45%	\$95,908,701	1.71%	\$8,284,844	0.15%	\$20,182,707	0.36%	\$1,795	0.00%
-I	\$125,678,109	\$0	0.00%	\$0	0.00%	\$0	0.00%	\$0	0.00%	\$0	0.00%	\$0	0.00%	0	0.00%
	\$6,206,657,645	\$276,354,865	4.45%	\$8,718,408	0.14%	\$119,453,173	1.92%	\$118,304,909	1.91%	\$9,687,371	0.16%	\$20,182,707	0.33%	\$8,295	0.00%

Statewide Totals for Building Construction Unadjusted Goal is 21.1%

RECORD TYPE	TOTAL EXPENDITURE	TOTAL SPENT WITH HUBs AMOUNT	AMOUNT %	BLACK AMOUNT	AMOUNT %	HISPANIC AMOUNT	AMOUNT %	WOMAN AMOUNT	AMOUNT %	ASIAN PACIFIC AMOUNT	AMOUNT %	NATIVE AMERICAN AMOUNT	AMOUNT %	SERVICE-DISABLED VETERAN AMOUNT	AMOUNT %
T	\$862,864,037	\$43,142,008	5.00%	\$364,323	0.04%	\$30,052,098	3.48%	\$5,508,339	0.64%	\$4,726,394	0.55%	\$1,516,905	0.18%	\$973,946	0.11%
N	\$1,605,582,561	\$41,152,306	2.56%	\$5,517,869	0.34%	\$19,260,933	1.20%	\$13,504,007	0.84%	\$1,259,437	0.08%	\$765,932	0.05%	\$844,126	0.05%
S	***	\$339,692,289	14.28%	\$27,957,362	1.18%	\$149,171,291	6.27%	\$146,229,141	6.15%	\$4,086,102	0.17%	\$5,315,139	0.22%	\$6,933,253	0.29%
-I	\$1,303,703	\$0	0.00%	\$0	0.00%	\$0	0.00%	\$0	0.00%	\$0	0.00%	\$0	0.00%	0	0.00%
	\$2,467,142,895	\$423,986,604	17.19%	\$33,839,555	1.37%	\$198,484,323	8.05%	\$165,241,489	6.70%	\$10,071,934	0.41%	\$7,597,976	0.31%	\$8,751,326	0.35%

Statewide Totals for Special Trade Unadjusted Goal is 32.9%

RECORD TYPE	TOTAL EXPENDITURE	TOTAL SPENT WITH HUBs AMOUNT	AMOUNT %	BLACK AMOUNT	AMOUNT %	HISPANIC AMOUNT	AMOUNT %	WOMAN AMOUNT	AMOUNT %	ASIAN PACIFIC AMOUNT	AMOUNT %	NATIVE AMERICAN AMOUNT	AMOUNT %	SERVICE-DISABLED VETERAN AMOUNT	AMOUNT %
T	\$181,253,743	\$62,303,651	34.37%	\$3,403,898	1.88%	\$23,353,817	12.88%	\$17,037,979	9.40%	\$16,037,154	8.85%	\$1,142,151	0.63%	\$1,328,649	0.73%
N	\$448,904,572	\$67,688,998	15.08%	\$3,034,525	0.68%	\$38,087,071	8.48%	\$20,644,895	4.60%	\$3,479,103	0.78%	\$2,214,313	0.49%	\$229,088	0.05%
S	***	\$29,992,222	7.15%	\$728,926	0.17%	\$11,581,810	2.76%	\$16,164,605	3.85%	\$1,229,390	0.29%	\$95,288	0.02%	\$192,201	0.05%
-I	\$1,317,545	\$0	0.00%	\$0	0.00%	\$0	0.00%	\$0	0.00%	\$0	0.00%	\$0	0.00%	0	0.00%
	\$628,840,770	\$159,984,872	25.44%	\$7,167,350	1.14%	\$73,022,700	11.61%	\$53,847,480	8.56%	\$20,745,647	3.30%	\$3,451,753	0.55%	\$1,749,940	0.28%

*** = DOLLARS REPORTED BUT NOT SHOWN IN THESE COLUMNS.
T = TREASURY, N = NON_TREASURY, S = SUBCONTRACTOR FUNDS & PROCUREMENT CARD HUB PURCHASES, TC = TERM CONTRACT, I = INTER GOVERNMENTAL PAYMENTS



TEXAS HISTORICALLY UNDERUTILIZED BUSINESS SEMI-ANNUAL HUB REPORT RECEIVED FOR FISCAL YEAR 2025

SECTION II - STATEWIDE TOTALS

Statewide Totals for Professional Services Unadjusted Goal is 23.7%

RECORD TYPE	TOTAL EXPENDITURE	TOTAL SPENT WITH HUBs AMOUNT	AMOUNT %	BLACK AMOUNT	AMOUNT %	HISPANIC AMOUNT	AMOUNT %	WOMAN AMOUNT	AMOUNT %	ASIAN PACIFIC AMOUNT	AMOUNT %	NATIVE AMERICAN AMOUNT	AMOUNT %	SERVICE-DISABLED VETERAN AMOUNT	AMOUNT %
T	\$1,055,464,552	\$95,423,108	9.04%	\$3,947,596	0.37%	\$51,551,201	4.88%	\$15,882,495	1.50%	\$22,453,403	2.13%	\$1,488,799	0.14%	\$99,613	0.01%
N	\$165,613,024	\$9,051,535	5.47%	\$976,280	0.59%	\$5,799,295	3.50%	\$1,869,009	1.13%	\$313,191	0.19%	\$12,880	0.01%	\$80,877	0.05%
S	***	\$177,943,799	16.52%	\$13,074,552	1.21%	\$72,010,247	6.69%	\$34,925,685	3.24%	\$45,108,881	4.19%	\$9,088,344	0.84%	\$3,736,088	0.35%
-I	\$26,309,421	\$0	0.00%	\$0	0.00%	\$0	0.00%	\$0	0.00%	\$0	0.00%	\$0	0.00%	0	0.00%
	\$1,194,768,154	\$282,418,443	23.64%	\$17,998,429	1.51%	\$129,360,744	10.83%	\$52,677,190	4.41%	\$67,875,476	5.68%	\$10,590,023	0.89%	\$3,916,579	0.33%

Statewide Totals for Other Services Unadjusted Goal is 26%

RECORD TYPE	TOTAL EXPENDITURE	TOTAL SPENT WITH HUBs AMOUNT	AMOUNT %	BLACK AMOUNT	AMOUNT %	HISPANIC AMOUNT	AMOUNT %	WOMAN AMOUNT	AMOUNT %	ASIAN PACIFIC AMOUNT	AMOUNT %	NATIVE AMERICAN AMOUNT	AMOUNT %	SERVICE-DISABLED VETERAN AMOUNT	AMOUNT %
T	\$2,775,223,587	\$295,072,829	10.63%	\$11,835,245	0.43%	\$57,877,066	2.09%	\$130,396,018	4.70%	\$87,753,300	3.16%	\$4,219,685	0.15%	\$2,991,514	0.11%
N	\$1,451,749,948	\$119,421,557	8.23%	\$14,256,516	0.98%	\$37,726,453	2.60%	\$55,055,671	3.79%	\$10,444,941	0.72%	\$596,513	0.04%	\$1,341,460	0.09%
S	***	\$179,828,858	7.95%	\$9,004,062	0.40%	\$23,127,338	1.02%	\$43,753,787	1.93%	\$103,378,895	4.57%	\$419,055	0.02%	\$145,717	0.01%
-I	\$189,278,187	\$0	0.00%	\$0	0.00%	\$0	0.00%	\$0	0.00%	\$0	0.00%	\$0	0.00%	0	0.00%
	\$4,037,695,348	\$594,323,245	14.72%	\$35,095,824	0.87%	\$118,730,859	2.94%	\$229,205,477	5.68%	\$201,577,137	4.99%	\$5,235,254	0.13%	\$4,478,692	0.11%

Statewide Totals for Commodity Purchasing Unadjusted Goal is 21.1%

RECORD TYPE	TOTAL EXPENDITURE	TOTAL SPENT WITH HUBs AMOUNT	AMOUNT %	BLACK AMOUNT	AMOUNT %	HISPANIC AMOUNT	AMOUNT %	WOMAN AMOUNT	AMOUNT %	ASIAN PACIFIC AMOUNT	AMOUNT %	NATIVE AMERICAN AMOUNT	AMOUNT %	SERVICE-DISABLED VETERAN AMOUNT	AMOUNT %
T	\$1,209,984,817	\$87,157,754	7.20%	\$14,365,214	1.19%	\$21,222,884	1.75%	\$47,895,533	3.96%	\$2,845,839	0.24%	\$437,181	0.04%	\$391,100	0.03%
N	\$3,255,154,086	\$254,373,858	7.81%	\$98,835,653	3.04%	\$83,565,055	2.57%	\$61,567,626	1.89%	\$5,596,098	0.17%	\$1,595,562	0.05%	\$3,213,862	0.10%
S	***	\$12,445,372	0.99%	\$2,821,139	0.23%	\$3,956,201	0.32%	\$4,822,657	0.38%	\$339,782	0.03%	\$475,309	0.04%	\$30,280	0.00%
-I	\$19,654,048	\$0	0.00%	\$0	0.00%	\$0	0.00%	\$0	0.00%	\$0	0.00%	\$0	0.00%	0	0.00%
	\$4,445,484,855	\$353,976,985	7.96%	\$116,022,007	2.61%	\$108,744,142	2.45%	\$114,285,817	2.57%	\$8,781,720	0.20%	\$2,508,053	0.06%	\$3,635,243	0.08%

*** = DOLLARS REPORTED BUT NOT SHOWN IN THESE COLUMNS.
T = TREASURY, N = NON_TREASURY, S = SUBCONTRACTOR FUNDS & PROCUREMENT CARD HUB PURCHASES, TC = TERM CONTRACT, I = INTER GOVERNMENTAL PAYMENTS



TEXAS HISTORICALLY UNDERUTILIZED BUSINESS SEMI-ANNUAL HUB REPORT RECEIVED FOR FISCAL YEAR 2025

SECTION II - STATEWIDE TOTALS

Statewide Grand Total Expenditures

RECORD TYPE	TOTAL EXPENDITURE	TOTAL SPENT WITH HUBs AMOUNT	AMOUNT %	BLACK AMOUNT	AMOUNT %	HISPANIC AMOUNT	AMOUNT %	WOMAN AMOUNT	AMOUNT %	ASIAN PACIFIC AMOUNT	AMOUNT %	NATIVE AMERICAN AMOUNT	AMOUNT %	SERVICE-DISABLED VETERAN AMOUNT	AMOUNT %
T	\$12,404,308,572	\$644,989,257	5.20%	\$33,970,996	0.27%	\$222,217,673	1.79%	\$238,991,509	1.93%	\$135,213,031	1.09%	\$8,804,723	0.07%	\$5,791,324	0.05%
N	\$6,939,822,113	\$491,871,648	7.09%	\$122,652,645	1.77%	\$184,459,749	2.66%	\$152,766,275	2.20%	\$21,098,359	0.30%	\$5,185,202	0.07%	\$5,709,416	0.08%
S	***	\$954,184,111	7.33%	\$62,217,934	0.48%	\$341,118,519	2.62%	\$341,804,579	2.63%	\$162,427,897	1.25%	\$35,575,844	0.27%	\$11,039,336	0.08%
-I	\$363,541,016	\$0	0.00%	\$0	0.00%	\$0	0.00%	\$0	0.00%	\$0	0.00%	\$0	0.00%	0	0.00%
	\$18,980,589,669	\$2,091,045,018	11.02%	\$218,841,575	1.15%	\$747,795,942	3.94%	\$733,562,364	3.86%	\$318,739,287	1.68%	\$49,565,769	0.26%	\$22,540,077	0.12%

*** = DOLLARS REPORTED BUT NOT SHOWN IN THESE COLUMNS.
T = TREASURY, N = NON_TREASURY, S = SUBCONTRACTOR FUNDS & PROCUREMENT CARD HUB PURCHASES, TC = TERM CONTRACT, I = INTER GOVERNMENTAL PAYMENTS

SECTION III - STATEWIDE ANALYSIS OF AWARDS



TEXAS HISTORICALLY UNDERUTILIZED BUSINESS (HUB) SEMI-ANNUAL REPORT RECEIVED FOR FISCAL YEAR 2025

SECTION III - STATEWIDE ANALYSIS OF AWARDS

STATEWIDE ANALYSIS OF TOTAL AWARDS

TOTAL # OF RECEIVING AWARDS	TOTAL AWARDS	NON HUB VIDS RECEIVING AWARDS / %	NON HUB DOLLARS / %	HUB VIDS RECEIVING AWARDS / %	HUB DOLLARS / %
56,959	\$18,980,589,670	53,964 / 94.74%	\$17,843,728,763 / 94.01%	2,995 / 5.26%	\$2,091,045,018 / 11.02%

STATEWIDE ANALYSIS OF AWARDS TO VIDS ELIGIBLE FOR HUB CREDIT BY HUB CATEGORY**

CERTIFIED HUB GROUP	# OF VIDS ELIGIBLE / %	# OF MALES / %	# OF FEMALES / %	TOTAL # OF HUB VIDS RECEIVING AWARDS / %	TOTAL DOLLAR AMOUNT AWARDED TO HUB VIDS / %
ASIAN PACIFIC	1,463 / 9.27%	909 / 13.02%	554 / 6.29%	259 / 8.65%	\$318,739,288 / 15.24%
BLACK	4,667 / 29.56%	2,254 / 32.29%	2,413 / 27.39%	339 / 11.32%	\$218,841,576 / 10.47%
HISPANIC	4,833 / 30.61%	3,162 / 45.30%	1,671 / 18.97%	1,056 / 35.26%	\$747,795,942 / 35.76%
NATIVE AMERICAN	244 / 1.55%	170 / 2.44%	74 / 0.84%	57 / 1.90%	\$49,565,770 / 2.37%
WOMAN OWNED	4,098 / 25.95%	0 / 0.00%	4,098 / 46.52%	1,218 / 40.67%	\$733,562,365 / 35.08%
SERVICE-DISABLED VETERAN	485 / 3.07%	485 / 6.95%	0 / 0.00%	66 / 2.20%	\$22,540,077 / 1.08%
TOTAL:	15,790 / 100%	6,980 / 100%	8,810 / 100%	2,995 / 100%	\$2,091,045,018 / 100%

** THE ANALYSIS IS BASED ON THE TOTAL # OF VENDOR ID's ELIGIBLE TO RECEIVE HUB CREDIT.
(FEDERAL STATUTES ALLOW SOLE PROPRIETORSHIPS ENTITIES TO HOLD UP TO FOUR VID BUSINESSES WITHIN ONE TAX REPORT.) TOTAL # OF CERTIFIED HUBS FOR THIS REPORT PERIOD OF FY 2025 IS 15,762.



TEXAS HISTORICALLY UNDERUTILIZED BUSINESS (HUB) SEMI-ANNUAL REPORT RECEIVED FOR FISCAL YEAR 2025

SECTION III - STATEWIDE ANALYSIS OF AWARDS

STATEWIDE ANALYSIS OF AWARDS TO VIDS ELIGIBLE FOR HUB CREDIT BY PROCUREMENT CATEGORY**

HEAVY CONSTRUCTION

CERTIFIED HUB GROUP FOR HUB CREDIT	# OF MALES / %	# OF FEMALES / %	TOTAL # OF HUB VIDS RECEIVING AWARDS / %	TOTAL AMOUNT AWARDED TO HUB VIDS / %
ASIAN PACIFIC	18 / 10.98 %	2 / 1.35 %	20 / 6.41%	\$9,687,372 / 3.51%
BLACK	25 / 15.24 %	9 / 6.08 %	34 / 10.90%	\$8,718,409 / 3.15%
HISPANIC	112 / 68.29 %	36 / 24.32 %	148 / 47.44%	\$119,453,173 / 43.22%
NATIVE AMERICAN	7 / 4.27 %	2 / 1.35 %	9 / 2.88%	\$20,182,707 / 7.30%
SERVICE-DISABLED VETERAN	2 / 1.22 %	0 / 0.00 %	2 / 0.64%	\$8,295 / 0.00%
WOMAN OWNED	0 / 0.00 %	99 / 66.89 %	99 / 31.73%	\$118,304,909 / 42.81%
	164 / 100%	148 / 100%	312 / 100%	\$276,354,865 / 100%

BUILDING CONSTRUCTION

CERTIFIED HUB GROUP FOR HUB CREDIT	# OF MALES / %	# OF FEMALES / %	TOTAL # OF HUB VIDS RECEIVING AWARDS / %	TOTAL AMOUNT AWARDED TO HUB VIDS / %
ASIAN PACIFIC	32 / 10.16 %	10 / 2.75 %	42 / 6.19%	\$10,071,934 / 2.38%
BLACK	40 / 12.70 %	8 / 2.20 %	48 / 7.07%	\$33,839,555 / 7.98%
HISPANIC	209 / 66.35 %	79 / 21.70 %	288 / 42.42%	\$198,484,323 / 46.81%
NATIVE AMERICAN	17 / 5.40 %	2 / 0.55 %	19 / 2.80%	\$7,597,977 / 1.79%
SERVICE-DISABLED VETERAN	17 / 5.40 %	0 / 0.00 %	17 / 2.50%	\$8,751,326 / 2.06%
WOMAN OWNED	0 / 0.00 %	265 / 72.80 %	265 / 39.03%	\$165,241,489 / 38.97%
	315 / 100%	364 / 100%	679 / 100%	\$423,986,605 / 100%



TEXAS HISTORICALLY UNDERUTILIZED BUSINESS (HUB) SEMI-ANNUAL REPORT RECEIVED FOR FISCAL YEAR 2025

SECTION III - STATEWIDE ANALYSIS OF AWARDS

SPECIAL TRADE

CERTIFIED HUB GROUP FOR HUB CREDIT	# OF MALES / %	# OF FEMALES / %	TOTAL # OF HUB VIDS RECEIVING AWARDS / %	TOTAL AMOUNT AWARDED TO HUB VIDS / %
ASIAN PACIFIC	19 / 5.69 %	4 / 1.07 %	23 / 3.24%	\$20,745,648 / 12.97%
BLACK	47 / 14.07 %	10 / 2.67 %	57 / 8.04%	\$7,167,351 / 4.48%
HISPANIC	240 / 71.86 %	71 / 18.93 %	311 / 43.86%	\$73,022,700 / 45.64%
NATIVE AMERICAN	9 / 2.69 %	0 / 0.00 %	9 / 1.27%	\$3,451,754 / 2.16%
SERVICE-DISABLED VETERAN	19 / 5.69 %	0 / 0.00 %	19 / 2.68%	\$1,749,940 / 1.09%
WOMAN OWNED	0 / 0.00 %	290 / 77.33 %	290 / 40.90%	\$53,847,480 / 33.66%
	334 / 100%	375 / 100%	709 / 100%	\$159,984,873 / 100%

PROFESSIONAL SERVICES

CERTIFIED HUB GROUP FOR HUB CREDIT	# OF MALES / %	# OF FEMALES / %	TOTAL # OF HUB VIDS RECEIVING AWARDS / %	TOTAL AMOUNT AWARDED TO HUB VIDS / %
ASIAN PACIFIC	51 / 26.02 %	13 / 6.16 %	64 / 15.72%	\$67,875,477 / 24.03%
BLACK	18 / 9.18 %	19 / 9.00 %	37 / 9.09%	\$17,998,429 / 6.37%
HISPANIC	112 / 57.14 %	35 / 16.59 %	147 / 36.12%	\$129,360,744 / 45.80%
NATIVE AMERICAN	6 / 3.06 %	0 / 0.00 %	6 / 1.47%	\$10,590,023 / 3.75%
SERVICE-DISABLED VETERAN	9 / 4.59 %	0 / 0.00 %	9 / 2.21%	\$3,916,580 / 1.39%
WOMAN OWNED	0 / 0.00 %	144 / 68.25 %	144 / 35.38%	\$52,677,191 / 18.65%
	196 / 100%	211 / 100%	407 / 100%	\$282,418,444 / 100%



TEXAS HISTORICALLY UNDERUTILIZED BUSINESS (HUB) SEMI-ANNUAL REPORT RECEIVED FOR FISCAL YEAR 2025

SECTION III - STATEWIDE ANALYSIS OF AWARDS

OTHER SERVICES

CERTIFIED HUB GROUP FOR HUB CREDIT	# OF MALES / %	# OF FEMALES / %	TOTAL # OF HUB VIDS RECEIVING AWARDS / %	TOTAL AMOUNT AWARDED TO HUB VIDS / %
ASIAN PACIFIC	95 / 16.32 %	54 / 5.19 %	149 / 9.19%	\$201,577,138 / 33.92%
BLACK	116 / 19.93 %	77 / 7.40 %	193 / 11.90%	\$35,095,824 / 5.91%
HISPANIC	315 / 54.12 %	168 / 16.15 %	483 / 29.78%	\$118,730,859 / 19.98%
NATIVE AMERICAN	22 / 3.78 %	5 / 0.48 %	27 / 1.66%	\$5,235,255 / 0.88%
SERVICE-DISABLED VETERAN	34 / 5.84 %	0 / 0.00 %	34 / 2.10%	\$4,478,692 / 0.75%
WOMAN OWNED	0 / 0.00 %	736 / 70.77 %	736 / 45.38%	\$229,205,477 / 38.57%
	582 / 100%	1,040 / 100%	1,622 / 100%	\$594,323,246 / 100%

COMMODITY PURCHASING

CERTIFIED HUB GROUP FOR HUB CREDIT	# OF MALES / %	# OF FEMALES / %	TOTAL # OF HUB VIDS RECEIVING AWARDS / %	TOTAL AMOUNT AWARDED TO HUB VIDS / %
ASIAN PACIFIC	53 / 14.97 %	26 / 3.92 %	79 / 7.77%	\$8,781,720 / 2.48%
BLACK	73 / 20.62 %	36 / 5.43 %	109 / 10.72%	\$116,022,008 / 32.78%
HISPANIC	183 / 51.69 %	90 / 13.57 %	273 / 26.84%	\$108,744,142 / 30.72%
NATIVE AMERICAN	15 / 4.24 %	6 / 0.90 %	21 / 2.06%	\$2,508,054 / 0.71%
SERVICE-DISABLED VETERAN	30 / 8.47 %	0 / 0.00 %	30 / 2.95%	\$3,635,244 / 1.03%
WOMAN OWNED	0 / 0.00 %	505 / 76.17 %	505 / 49.66%	\$114,285,818 / 32.29%
	354 / 100%	663 / 100%	1,017 / 100%	\$353,976,986 / 100%

** THE ANALYSIS IS BASED ON THE TOTAL # OF VENDOR ID's ELIGIBLE TO RECEIVE HUB CREDIT.
(FEDERAL STATUTES ALLOW SOLE PROPRIETORSHIPS ENTITIES TO HOLD UP TO FOUR VID BUSINESSES WITHIN ONE TAX REPORT.) TOTAL # OF CERTIFIED HUBS FOR THIS REPORT PERIOD OF FY 2025 IS 15,762.

- **AWARDS TO CERTIFIED HUBS BY PROCUREMENT CATEGORIES AND OBJECT CODES**



TEXAS HISTORICALLY UNDERUTILIZED BUSINESS (HUB) SEMI-ANNUAL REPORT RECEIVED FOR FISCAL YEAR 2025

SECTION III - STATEWIDE ANALYSIS OF AWARDS TO CERTIFIED HUBS BY PROCUREMENT CATEGORIES AND OBJECT CODES

CATEGORY	OBJECT CODE	DESCRIPTION	TOTAL EXPENDITURES / %	TOTAL SPENT W/ CERTIFIED HUBS / %
HEAVY CONSTRUCTION	7270	INFRASTRUCTURE MAINT/REPAIR EXPENSED	\$586,795,849 / 3.09%	\$24,825,614 / 1.19%
HEAVY CONSTRUCTION	7347	CONSTRUCT. IN PROGRESS-HWY NET. CAP.	\$5,602,814,968 / 29.52%	\$250,382,640 / 11.97%
HEAVY CONSTRUCTION	7356	REAL PROP. INFRASTRUCT.- CAPITALIZED	\$17,046,829 / 0.09%	\$1,146,612 / 0.05%
		TOTAL FOR HEAVY CONSTRUCTION:	\$6,206,657,645 / 32.70 %	\$276,354,865 / 13.22 %
BUILDING CONSTRUCTION	7336	FACILITIES AND OTHER IMPROV. CAP.	\$11,203,231 / 0.06%	\$2,580,029 / 0.12%
BUILDING CONSTRUCTION	7340	REAL PROPERTY AND IMPROVEMENTS EXP.	\$45,488,120 / 0.24%	\$8,875,498 / 0.42%
BUILDING CONSTRUCTION	7341	REAL PROPERTY BUILDINGS CAPITALIZED	\$2,410,451,545 / 12.70%	\$412,531,078 / 19.73%
		TOTAL FOR BUILDING CONSTRUCTION:	\$2,467,142,896 / 13.00 %	\$423,986,605 / 20.28 %
SPECIAL TRADE	7266	MAINT. REPAIR-BUILDINGS EXPENSED	\$323,981,400 / 1.71%	\$93,313,677 / 4.46%
SPECIAL TRADE	7338	FACILITIES OTHER IMPROV/MAINT/REP.	\$99,728,299 / 0.53%	\$14,698,015 / 0.70%
SPECIAL TRADE	7343	BUILDING IMPROVEMENTS CAPITALIZED	\$152,805,534 / 0.81%	\$40,542,389 / 1.94%
SPECIAL TRADE	7344	LEASEHOLD IMPROVEMENTS CAPITALIZED	\$796,504 / 0.00%	0 / 0%
SPECIAL TRADE	7346	LAND IMPROVEMENTS CAPITALIZED	\$48,641,244 / 0.26%	\$11,332,579 / 0.54%
SPECIAL TRADE	7354	LEASEHOLD IMPROVEMENTS - EXPENSED	\$2,887,789 / 0.02%	\$98,213 / 0.00%
		TOTAL FOR SPECIAL TRADE:	\$628,840,771 / 3.31 %	\$159,984,873 / 7.65 %
PROFESSIONAL SERVICES	7245	FINANCIAL AND ACCOUNTING SERV	\$49,509,793 / 0.26%	\$3,650,671 / 0.17%
PROFESSIONAL SERVICES	7248	MEDICAL SERVICES	\$98,064,801 / 0.52%	\$1,979,934 / 0.09%
PROFESSIONAL SERVICES	7256	ARCHITECTURAL/ENGINEERING SERV	\$1,047,193,561 / 5.52%	\$276,787,839 / 13.24%
		TOTAL FOR PROFESSIONAL SERVICES:	\$1,194,768,155 / 6.29 %	\$282,418,444 / 13.51 %
OTHER SERVICES	7204	INSURANCE PREMIUNS AND DEDUCTIBLES	\$40,415,925 / 0.21%	\$14,272 / 0.00%



TEXAS HISTORICALLY UNDERUTILIZED BUSINESS (HUB) SEMI-ANNUAL REPORT RECEIVED FOR FISCAL YEAR 2025

SECTION III - STATEWIDE ANALYSIS OF AWARDS TO CERTIFIED HUBS BY PROCUREMENT CATEGORIES AND OBJECT CODES

CATEGORY	OBJECT CODE	DESCRIPTION	TOTAL EXPENDITURES / %	TOTAL SPENT W/ CERTIFIED HUBS / %
OTHER SERVICES	7205	EMPLOYEE BONDS	\$498 / 0.00%	0 / 0%
OTHER SERVICES	7206	SERVICE FEE PAID TO THE LOTTERY OPER	\$81,667,182 / 0.43%	\$2,326,771 / 0.11%
OTHER SERVICES	7211	AWARDS	\$8,080,741 / 0.04%	\$407,860 / 0.02%
OTHER SERVICES	7216	INS PREM-APP BY BD OF INS AG	\$453,444 / 0.00%	\$393 / 0.00%
OTHER SERVICES	7218	PUBLICATIONS	\$5,186,122 / 0.03%	\$138,861 / 0.01%
OTHER SERVICES	7239	CONSULTANT SERVICES-APP BY GOV OFFIC	\$792,316 / 0.00%	\$60,825 / 0.00%
OTHER SERVICES	7240	CONSULTANT SERVICES - OTHER	\$47,372,432 / 0.25%	\$3,992,306 / 0.19%
OTHER SERVICES	7242	CONSULTANT SERVICES - COMPUTER	\$29,738,797 / 0.16%	\$4,026,556 / 0.19%
OTHER SERVICES	7243	EDUCATIONAL/TRAINING SERVICES	\$27,711,224 / 0.15%	\$772,779 / 0.04%
OTHER SERVICES	7249	VETERINARY SERVICES	\$932,114 / 0.00%	\$2,560 / 0.00%
OTHER SERVICES	7253	OTHER PROFESSIONAL SERVICES	\$1,100,380,959 / 5.80%	\$92,904,929 / 4.44%
OTHER SERVICES	7255	INVESTMENT COUNSELING SERVICES	\$4,697,453 / 0.02%	\$25,839 / 0.00%
OTHER SERVICES	7257	LEGAL SVCS-APP BY OFC ADM HEARINGS	\$319 / 0.00%	0 / 0%
OTHER SERVICES	7258	LEGAL SERVICES	\$42,006,343 / 0.22%	\$533,865 / 0.03%
OTHER SERVICES	7259	RACE TRACK OFFICIALS	\$148,089 / 0.00%	0 / 0%
OTHER SERVICES	7262	MAINT/REPAIR COMPUTER SOFTWARE EXP.	\$282,604,325 / 1.49%	\$38,447,871 / 1.84%
OTHER SERVICES	7263	MAINTENANCE REPAIR-AIRCRAFT EXP.	\$4,831,385 / 0.03%	\$19,403 / 0.00%
OTHER SERVICES	7267	MAINT REPAIR-COMPUTER EQUIP EXP.	\$36,161,279 / 0.19%	\$4,679,520 / 0.22%
OTHER SERVICES	7271	LAND MAINT. REPAIR - GROUNDS EXP.	\$16,127,665 / 0.08%	\$2,427,283 / 0.12%
OTHER SERVICES	7272	HAZARDOUS WASTE DISPOSAL SERVS	\$24,415,618 / 0.13%	\$5,088,522 / 0.24%
OTHER SERVICES	7273	REPRODUCTION PRINTING SERVS	\$65,218,106 / 0.34%	\$3,313,268 / 0.16%
OTHER SERVICES	7274	TEMPORARY EMPLOYMENT AGENCIES	\$56,368,060 / 0.30%	\$25,273,622 / 1.21%
OTHER SERVICES	7275	COMPUTER PROGRAMMING SERVICES	\$518,133,140 / 2.73%	\$249,549,095 / 11.93%
OTHER SERVICES	7276	COMMUNICATION SERVICES	\$129,336,109 / 0.68%	\$2,960,988 / 0.14%



TEXAS HISTORICALLY UNDERUTILIZED BUSINESS (HUB) SEMI-ANNUAL REPORT RECEIVED FOR FISCAL YEAR 2025

SECTION III - STATEWIDE ANALYSIS OF AWARDS TO CERTIFIED HUBS BY PROCUREMENT CATEGORIES AND OBJECT CODES

CATEGORY	OBJECT CODE	DESCRIPTION	TOTAL EXPENDITURES / %	TOTAL SPENT W/ CERTIFIED HUBS / %
OTHER SERVICES	7277	CLEANING SERVICES	\$68,769,453 / 0.36%	\$17,543,896 / 0.84%
OTHER SERVICES	7281	ADVERTISING SERVICES	\$120,141,816 / 0.63%	\$37,314,770 / 1.78%
OTHER SERVICES	7284	DATA PROCESSING SERVICES	\$9,264,554 / 0.05%	\$1,056,599 / 0.05%
OTHER SERVICES	7286	FREIGHT/DELIVERY SERVICES	\$31,204,068 / 0.16%	\$3,479,769 / 0.17%
OTHER SERVICES	7299	PURCHASED CONTRACTED SERVICES	\$1,005,036,647 / 5.30%	\$79,655,405 / 3.81%
OTHER SERVICES	7337	FACILITIES OTHER IMPROV/CAP. LEASE	\$55,039 / 0.00%	0 / 0%
OTHER SERVICES	7350	BUILDINGS - CAPITAL LEASE	\$494,007 / 0.00%	0 / 0%
OTHER SERVICES	7366	PERSONAL PROPERTY - CAPITAL LEASE	\$109,960 / 0.00%	\$109,960 / 0.01%
OTHER SERVICES	7367	PERSONAL PROP. MAINT. REPAIR-EXP	\$154,264,270 / 0.81%	\$10,308,426 / 0.49%
OTHER SERVICES	7368	MAINT. REPAIR-MOTOR VEHICLES-EXP.	\$32,865,320 / 0.17%	\$1,383,796 / 0.07%
OTHER SERVICES	7514	TELECOMM.- MAINTENANCE REPAIR EXP.	\$7,466,883 / 0.04%	\$1,496,211 / 0.07%
OTHER SERVICES	7516	TELECOMMS - OTHER SERVICE CHARGES	\$34,740,982 / 0.18%	\$318,588 / 0.02%
OTHER SERVICES	7526	WASTE DISPOSAL	\$50,502,703 / 0.27%	\$4,688,437 / 0.22%
		TOTAL FOR OTHER SERVICES:	\$4,037,695,349 / 21.27 %	\$594,323,246 / 28.42 %
COMMODITY PURCHASING	7300	CONSUMABLES	\$242,299,576 / 1.28%	\$52,043,094 / 2.49%
COMMODITY PURCHASING	7304	FUELS LUBRICANTS - OTHER	\$55,403,959 / 0.29%	\$6,188,322 / 0.30%
COMMODITY PURCHASING	7307	FUELS LUBRICANTS - AIRCRAFT	\$855,755 / 0.00%	0 / 0%
COMMODITY PURCHASING	7309	PROMOTIONAL ITEMS	\$8,778,017 / 0.05%	\$2,419,593 / 0.12%
COMMODITY PURCHASING	7310	CHEMICAL AND GASES	\$90,604,318 / 0.48%	\$12,208,122 / 0.58%
COMMODITY PURCHASING	7312	MEDICAL SUPPLIES	\$1,953,969,351 / 10.29%	\$11,116,258 / 0.53%
COMMODITY PURCHASING	7315	FOOD PURCHASED BY THE STATE	\$40,294,640 / 0.21%	\$1,824,206 / 0.09%
COMMODITY PURCHASING	7316	FOOD PURCH FOR WARDS OF STATE	\$97,594,669 / 0.51%	\$1,834,314 / 0.09%
COMMODITY PURCHASING	7322	PERSONAL ITEMS-WARDS OF THE STATE	\$3,809,684 / 0.02%	\$127,138 / 0.01%



TEXAS HISTORICALLY UNDERUTILIZED BUSINESS (HUB) SEMI-ANNUAL REPORT RECEIVED FOR FISCAL YEAR 2025

SECTION III - STATEWIDE ANALYSIS OF AWARDS TO CERTIFIED HUBS BY PROCUREMENT CATEGORIES AND OBJECT CODES

CATEGORY	OBJECT CODE	DESCRIPTION	TOTAL EXPENDITURES / %	TOTAL SPENT W/ CERTIFIED HUBS / %
COMMODITY PURCHASING	7324	CREDIT CARD PURCH-CLIENTS/WARDS ST.	\$2,611,427 / 0.01%	0 / 0%
COMMODITY PURCHASING	7325	SERVICES FOR WARDS OF THE STATE	\$19,299,671 / 0.10%	\$1,560,812 / 0.07%
COMMODITY PURCHASING	7328	SUPPLY/MATERIAL-AGRIC,CONST,HARDWARE	\$205,363,594 / 1.08%	\$10,632,860 / 0.51%
COMMODITY PURCHASING	7330	PARTS - FURNISHINGS EQUIPMT	\$55,151,700 / 0.29%	\$6,689,456 / 0.32%
COMMODITY PURCHASING	7331	PLANTS	\$1,651,018 / 0.01%	\$443,853 / 0.02%
COMMODITY PURCHASING	7333	FABRICS AND LINENS	\$7,528,814 / 0.04%	\$512,082 / 0.02%
COMMODITY PURCHASING	7334	FURNISHINGS EQUIP OTHER - EXPENSED	\$258,038,033 / 1.36%	\$57,609,891 / 2.76%
COMMODITY PURCHASING	7335	PARTS - COMPUT. EQUIP. - EXPENSED	\$18,056,994 / 0.10%	\$6,424,303 / 0.31%
COMMODITY PURCHASING	7351	PASSENGER CARS - CAPITAL LEASE	\$1,339 / 0.00%	0 / 0%
COMMODITY PURCHASING	7352	OTHER MOTOR VEHICLES - CAPITAL LEASE	\$3,368,650 / 0.02%	\$3,368,650 / 0.16%
COMMODITY PURCHASING	7361	PERSONAL PROPERTY - CAPITALIZED	\$706,731 / 0.00%	\$134,643 / 0.01%
COMMODITY PURCHASING	7365	PERSONAL PROPERTY BOATS CAPITALIZED	\$1,838,282 / 0.01%	\$281,731 / 0.01%
COMMODITY PURCHASING	7371	PASSENGER CARS - CAPITALIZED	\$25,828,028 / 0.14%	\$151,893 / 0.01%
COMMODITY PURCHASING	7372	OTHER MOTOR VEHICLES - CAPITALIZED	\$101,301,255 / 0.53%	\$1,898,380 / 0.09%
COMMODITY PURCHASING	7373	FURNISHINGS EQUIPMENT-CAPITALIZED	\$394,208,691 / 2.08%	\$55,470,149 / 2.65%
COMMODITY PURCHASING	7374	FURNISHINGS EQUIPMENT CONTROLLED	\$31,689,036 / 0.17%	\$7,514,576 / 0.36%
COMMODITY PURCHASING	7375	PERSONAL PROP. AIRCRAFT-CAPITALIZED	\$5,654,791 / 0.03%	0 / 0%
COMMODITY PURCHASING	7376	FURNISHINGS EQUIPT.- CAPITAL LEASE	\$10,894,179 / 0.06%	\$48,859 / 0.00%
COMMODITY PURCHASING	7377	COMPUTER EQUIPMENT - EXPENSED	\$31,857,306 / 0.17%	\$8,710,250 / 0.42%
COMMODITY PURCHASING	7378	COMPUTER EQUIPMENT - CONTROLLED	\$63,633,788 / 0.34%	\$29,457,071 / 1.41%
COMMODITY PURCHASING	7379	COMPUTER EQUIPMENT - CAPITALIZED	\$37,240,567 / 0.20%	\$16,914,954 / 0.81%
COMMODITY PURCHASING	7380	COMPUTER SOFTWARE - EXPENSED	\$171,316,455 / 0.90%	\$11,178,623 / 0.53%
COMMODITY PURCHASING	7384	PERSONAL PROP. ANIMALS - EXPENSED	\$12,903,245 / 0.07%	\$185,161 / 0.01%
COMMODITY PURCHASING	7385	COMPUTER EQUIPMENT - CAPITAL LEASE	\$352,980 / 0.00%	\$200,716 / 0.01%



TEXAS HISTORICALLY UNDERUTILIZED BUSINESS (HUB) SEMI-ANNUAL REPORT RECEIVED FOR FISCAL YEAR 2025

SECTION III - STATEWIDE ANALYSIS OF AWARDS TO CERTIFIED HUBS BY PROCUREMENT CATEGORIES AND OBJECT CODES

CATEGORY	OBJECT CODE	DESCRIPTION	TOTAL EXPENDITURES / %	TOTAL SPENT W/ CERTIFIED HUBS / %
COMMODITY PURCHASING	7386	PERSONAL PROP. ANIMALS - CAPITALIZED	\$761,753 / 0.00%	0 / 0%
COMMODITY PURCHASING	7393	MERCHANDISE PURCH FOR RESALE	\$168,743,835 / 0.89%	\$11,364,822 / 0.54%
COMMODITY PURCHASING	7394	RAW MATERIAL PURCHASES	\$23,159,126 / 0.12%	\$462,000 / 0.02%
COMMODITY PURCHASING	7395	INTANGIBLE COMP SOFTWARE - PURCH-CAP.	\$19,917,882 / 0.10%	\$326,636 / 0.02%
COMMODITY PURCHASING	7406	RENTAL OF FURNISHINGS/EQUIPMT	\$100,480,992 / 0.53%	\$9,543,909 / 0.46%
COMMODITY PURCHASING	7411	RENTAL OF COMPUTER EQUIPMENT	\$20,443,867 / 0.11%	\$2,790,391 / 0.13%
COMMODITY PURCHASING	7415	RENTAL OF COMPUTER SOFTWARE	\$100,591,955 / 0.53%	\$15,450,502 / 0.74%
COMMODITY PURCHASING	7442	RENTAL OF MOTOR VEHICLES	\$23,125,220 / 0.12%	\$871,104 / 0.04%
COMMODITY PURCHASING	7445	RENTAL OF AIRCRAFT	\$7,425,075 / 0.04%	0 / 0%
COMMODITY PURCHASING	7449	RENTAL OF MARINE EQUIPMENT	\$20,500 / 0.00%	0 / 0%
COMMODITY PURCHASING	7510	TELECOM PARTS SUPPLIES	\$7,496,978 / 0.04%	\$2,989,271 / 0.14%
COMMODITY PURCHASING	7512	TELECOMMUNICATION EQUIP. CAPITALIZED	\$7,317,266 / 0.04%	\$719,005 / 0.03%
COMMODITY PURCHASING	7517	TELECOMM. EQUIPMENT - EXPENSED	\$6,824,778 / 0.04%	\$1,164,762 / 0.06%
COMMODITY PURCHASING	7520	INFRASTRUCT. TELECOMMS. EQUIP - CAP.	\$2,001,857 / 0.01%	\$623,039 / 0.03%
COMMODITY PURCHASING	7521	REAL PROP.-INFRAST.- TELECOMM.- EXP.	\$635,494 / 0.00%	\$518,402 / 0.02%
COMMODITY PURCHASING	7522	TELECOMMS-EQUIP RENTAL	\$2,431,735 / 0.01%	\$3,183 / 0.00%
		TOTAL FOR COMMODITY PURCHASING:	\$4,445,484,855 / 23.42 %	\$353,976,986 / 16.93 %
		TOTAL FOR ALL CATEGORIES:	\$18,980,589,670 / 100.00%	\$2,091,045,018 / 100.00%

- **AWARDS TO CERTIFIED HUBS BY OBJECT CODES**



TEXAS HISTORICALLY UNDERUTILIZED BUSINESS (HUB) SEMI-ANNUAL REPORT RECEIVED FOR FISCAL YEAR 2025

SECTION III - STATEWIDE ANALYSIS OF AWARDS TO CERTIFIED HUBS BY OBJECT CODES

CATEGORY	OBJECT CODE	DESCRIPTION	TOTAL EXPENDITURES / %	TOTAL SPENT W/ CERTIFIED HUBS / %
OTHER SERVICES	7204	INSURANCE PREMIUNS AND DEDUCTIBLES	\$40,415,925 / 0.21%	\$14,272 / 0.00%
OTHER SERVICES	7205	EMPLOYEE BONDS	\$498 / 0.00%	0 / 0%
OTHER SERVICES	7206	SERVICE FEE PAID TO THE LOTTERY OPER	\$81,667,182 / 0.43%	\$2,326,771 / 0.11%
OTHER SERVICES	7211	AWARDS	\$8,080,741 / 0.04%	\$407,860 / 0.02%
OTHER SERVICES	7216	INS PREM-APP BY BD OF INS AG	\$453,444 / 0.00%	\$393 / 0.00%
OTHER SERVICES	7218	PUBLICATIONS	\$5,186,122 / 0.03%	\$138,861 / 0.01%
OTHER SERVICES	7239	CONSULTANT SERVICES-APP BY GOV OFFIC	\$792,316 / 0.00%	\$60,825 / 0.00%
OTHER SERVICES	7240	CONSULTANT SERVICES - OTHER	\$47,372,432 / 0.25%	\$3,992,306 / 0.19%
OTHER SERVICES	7242	CONSULTANT SERVICES - COMPUTER	\$29,738,797 / 0.16%	\$4,026,556 / 0.19%
OTHER SERVICES	7243	EDUCATIONAL/TRAINING SERVICES	\$27,711,224 / 0.15%	\$772,779 / 0.04%
PROFESSIONAL SERVICES	7245	FINANCIAL AND ACCOUNTING SERV	\$49,509,793 / 0.26%	\$3,650,671 / 0.17%
PROFESSIONAL SERVICES	7248	MEDICAL SERVICES	\$98,064,801 / 0.52%	\$1,979,934 / 0.09%
OTHER SERVICES	7249	VETERINARY SERVICES	\$932,114 / 0.00%	\$2,560 / 0.00%
OTHER SERVICES	7253	OTHER PROFESSIONAL SERVICES	\$1,100,380,959 / 5.80%	\$92,904,929 / 4.44%
OTHER SERVICES	7255	INVESTMENT COUNSELING SERVICES	\$4,697,453 / 0.02%	\$25,839 / 0.00%
PROFESSIONAL SERVICES	7256	ARCHITECTURAL/ENGINEERING SERV	\$1,047,193,561 / 5.52%	\$276,787,839 / 13.24%
OTHER SERVICES	7257	LEGAL SVCS-APP BY OFC ADM HEARINGS	\$319 / 0.00%	0 / 0%
OTHER SERVICES	7258	LEGAL SERVICES	\$42,006,343 / 0.22%	\$533,865 / 0.03%
OTHER SERVICES	7259	RACE TRACK OFFICIALS	\$148,089 / 0.00%	0 / 0%
OTHER SERVICES	7262	MAINT/REPAIR COMPUTER SOFTWARE EXP.	\$282,604,325 / 1.49%	\$38,447,871 / 1.84%
OTHER SERVICES	7263	MAINTENANCE REPAIR-AIRCRAFT EXP.	\$4,831,385 / 0.03%	\$19,403 / 0.00%
SPECIAL TRADE	7266	MAINT. REPAIR-BUILDINGS EXPENSED	\$323,981,400 / 1.71%	\$93,313,677 / 4.46%
OTHER SERVICES	7267	MAINT REPAIR-COMPUTER EQUIP EXP.	\$36,161,279 / 0.19%	\$4,679,520 / 0.22%
HEAVY CONSTRUCTION	7270	INFRASTRUCTURE MAINT/REPAIR EXPENSED	\$586,795,849 / 3.09%	\$24,825,614 / 1.19%



TEXAS HISTORICALLY UNDERUTILIZED BUSINESS (HUB) SEMI-ANNUAL REPORT RECEIVED FOR FISCAL YEAR 2025

SECTION III - STATEWIDE ANALYSIS OF AWARDS TO CERTIFIED HUBS BY OBJECT CODES

CATEGORY	OBJECT CODE	DESCRIPTION	TOTAL EXPENDITURES / %	TOTAL SPENT W/ CERTIFIED HUBS / %
OTHER SERVICES	7271	LAND MAINT. REPAIR - GROUNDS EXP.	\$16,127,665 / 0.08%	\$2,427,283 / 0.12%
OTHER SERVICES	7272	HAZARDOUS WASTE DISPOSAL SERVS	\$24,415,618 / 0.13%	\$5,088,522 / 0.24%
OTHER SERVICES	7273	REPRODUCTION PRINTING SERVS	\$65,218,106 / 0.34%	\$3,313,268 / 0.16%
OTHER SERVICES	7274	TEMPORARY EMPLOYMENT AGENCIES	\$56,368,060 / 0.30%	\$25,273,622 / 1.21%
OTHER SERVICES	7275	COMPUTER PROGRAMMING SERVICES	\$518,133,140 / 2.73%	\$249,549,095 / 11.93%
OTHER SERVICES	7276	COMMUNICATION SERVICES	\$129,336,109 / 0.68%	\$2,960,988 / 0.14%
OTHER SERVICES	7277	CLEANING SERVICES	\$68,769,453 / 0.36%	\$17,543,896 / 0.84%
OTHER SERVICES	7281	ADVERTISING SERVICES	\$120,141,816 / 0.63%	\$37,314,770 / 1.78%
OTHER SERVICES	7284	DATA PROCESSING SERVICES	\$9,264,554 / 0.05%	\$1,056,599 / 0.05%
OTHER SERVICES	7286	FREIGHT/DELIVERY SERVICES	\$31,204,068 / 0.16%	\$3,479,769 / 0.17%
OTHER SERVICES	7299	PURCHASED CONTRACTED SERVICES	\$1,005,036,647 / 5.30%	\$79,655,405 / 3.81%
COMMODITY PURCHASING	7300	CONSUMABLES	\$242,299,576 / 1.28%	\$52,043,094 / 2.49%
COMMODITY PURCHASING	7304	FUELS LUBRICANTS - OTHER	\$55,403,959 / 0.29%	\$6,188,322 / 0.30%
COMMODITY PURCHASING	7307	FUELS LUBRICANTS - AIRCRAFT	\$855,755 / 0.00%	0 / 0%
COMMODITY PURCHASING	7309	PROMOTIONAL ITEMS	\$8,778,017 / 0.05%	\$2,419,593 / 0.12%
COMMODITY PURCHASING	7310	CHEMICAL AND GASES	\$90,604,318 / 0.48%	\$12,208,122 / 0.58%
COMMODITY PURCHASING	7312	MEDICAL SUPPLIES	\$1,953,969,351 / 10.29%	\$11,116,258 / 0.53%
COMMODITY PURCHASING	7315	FOOD PURCHASED BY THE STATE	\$40,294,640 / 0.21%	\$1,824,206 / 0.09%
COMMODITY PURCHASING	7316	FOOD PURCH FOR WARDS OF STATE	\$97,594,669 / 0.51%	\$1,834,314 / 0.09%
COMMODITY PURCHASING	7322	PERSONAL ITEMS-WARDS OF THE STATE	\$3,809,684 / 0.02%	\$127,138 / 0.01%
COMMODITY PURCHASING	7324	CREDIT CARD PURCH-CLIENTS/WARDS ST.	\$2,611,427 / 0.01%	0 / 0%
COMMODITY PURCHASING	7325	SERVICES FOR WARDS OF THE STATE	\$19,299,671 / 0.10%	\$1,560,812 / 0.07%
COMMODITY PURCHASING	7328	SUPPLY/MATERIAL-AGRIC,CONST,HARDWARE	\$205,363,594 / 1.08%	\$10,632,860 / 0.51%
COMMODITY PURCHASING	7330	PARTS - FURNISHINGS EQUIPMT	\$55,151,700 / 0.29%	\$6,689,456 / 0.32%



TEXAS HISTORICALLY UNDERUTILIZED BUSINESS (HUB) SEMI-ANNUAL REPORT RECEIVED FOR FISCAL YEAR 2025

SECTION III - STATEWIDE ANALYSIS OF AWARDS TO CERTIFIED HUBS BY OBJECT CODES

CATEGORY	OBJECT CODE	DESCRIPTION	TOTAL EXPENDITURES / %	TOTAL SPENT W/ CERTIFIED HUBS / %
COMMODITY PURCHASING	7331	PLANTS	\$1,651,018 / 0.01%	\$443,853 / 0.02%
COMMODITY PURCHASING	7333	FABRICS AND LINENS	\$7,528,814 / 0.04%	\$512,082 / 0.02%
COMMODITY PURCHASING	7334	FURNISHINGS EQUIP OTHER - EXPENSED	\$258,038,033 / 1.36%	\$57,609,891 / 2.76%
COMMODITY PURCHASING	7335	PARTS - COMPUT. EQUIP. - EXPENSED	\$18,056,994 / 0.10%	\$6,424,303 / 0.31%
BUILDING CONSTRUCTION	7336	FACILITIES AND OTHER IMPROV. CAP.	\$11,203,231 / 0.06%	\$2,580,029 / 0.12%
OTHER SERVICES	7337	FACILITIES OTHER IMPROV/CAP. LEASE	\$55,039 / 0.00%	0 / 0%
SPECIAL TRADE	7338	FACILITIES OTHER IMPROV/MAINT/REP.	\$99,728,299 / 0.53%	\$14,698,015 / 0.70%
BUILDING CONSTRUCTION	7340	REAL PROPERTY AND IMPROVEMENTS EXP.	\$45,488,120 / 0.24%	\$8,875,498 / 0.42%
BUILDING CONSTRUCTION	7341	REAL PROPERTY BUILDINGS CAPITALIZED	\$2,410,451,545 / 12.70%	\$412,531,078 / 19.73%
SPECIAL TRADE	7343	BUILDING IMPROVEMENTS CAPITALIZED	\$152,805,534 / 0.81%	\$40,542,389 / 1.94%
SPECIAL TRADE	7344	LEASEHOLD IMPROVEMENTS CAPITALIZED	\$796,504 / 0.00%	0 / 0%
SPECIAL TRADE	7346	LAND IMPROVEMENTS CAPITALIZED	\$48,641,244 / 0.26%	\$11,332,579 / 0.54%
HEAVY CONSTRUCTION	7347	CONSTRUCT. IN PROGRESS-HWY NET. CAP.	\$5,602,814,968 / 29.52%	\$250,382,640 / 11.97%
OTHER SERVICES	7350	BUILDINGS - CAPITAL LEASE	\$494,007 / 0.00%	0 / 0%
COMMODITY PURCHASING	7351	PASSENGER CARS - CAPITAL LEASE	\$1,339 / 0.00%	0 / 0%
COMMODITY PURCHASING	7352	OTHER MOTOR VEHICLES - CAPITAL LEASE	\$3,368,650 / 0.02%	\$3,368,650 / 0.16%
SPECIAL TRADE	7354	LEASEHOLD IMPROVEMENTS - EXPENSED	\$2,887,789 / 0.02%	\$98,213 / 0.00%
HEAVY CONSTRUCTION	7356	REAL PROP. INFRASTRUCT.- CAPITALIZED	\$17,046,829 / 0.09%	\$1,146,612 / 0.05%
COMMODITY PURCHASING	7361	PERSONAL PROPERTY - CAPITALIZED	\$706,731 / 0.00%	\$134,643 / 0.01%
COMMODITY PURCHASING	7365	PERSONAL PROPERTY BOATS CAPITALIZED	\$1,838,282 / 0.01%	\$281,731 / 0.01%
OTHER SERVICES	7366	PERSONAL PROPERTY - CAPITAL LEASE	\$109,960 / 0.00%	\$109,960 / 0.01%
OTHER SERVICES	7367	PERSONAL PROP. MAINT. REPAIR-EXP	\$154,264,270 / 0.81%	\$10,308,426 / 0.49%
OTHER SERVICES	7368	MAINT. REPAIR-MOTOR VEHICLES-EXP.	\$32,865,320 / 0.17%	\$1,383,796 / 0.07%
COMMODITY PURCHASING	7371	PASSENGER CARS - CAPITALIZED	\$25,828,028 / 0.14%	\$151,893 / 0.01%



TEXAS HISTORICALLY UNDERUTILIZED BUSINESS (HUB) SEMI-ANNUAL REPORT RECEIVED FOR FISCAL YEAR 2025

SECTION III - STATEWIDE ANALYSIS OF AWARDS TO CERTIFIED HUBS BY OBJECT CODES

CATEGORY	OBJECT CODE	DESCRIPTION	TOTAL EXPENDITURES / %	TOTAL SPENT W/ CERTIFIED HUBS / %
COMMODITY PURCHASING	7372	OTHER MOTOR VEHICLES - CAPITALIZED	\$101,301,255 / 0.53%	\$1,898,380 / 0.09%
COMMODITY PURCHASING	7373	FURNISHINGS EQUIPMENT-CAPITALIZED	\$394,208,691 / 2.08%	\$55,470,149 / 2.65%
COMMODITY PURCHASING	7374	FURNISHINGS EQUIPMENT CONTROLLED	\$31,689,036 / 0.17%	\$7,514,576 / 0.36%
COMMODITY PURCHASING	7375	PERSONAL PROP. AIRCRAFT-CAPITALIZED	\$5,654,791 / 0.03%	0 / 0%
COMMODITY PURCHASING	7376	FURNISHINGS EQUIPT.- CAPITAL LEASE	\$10,894,179 / 0.06%	\$48,859 / 0.00%
COMMODITY PURCHASING	7377	COMPUTER EQUIPMENT - EXPENSED	\$31,857,306 / 0.17%	\$8,710,250 / 0.42%
COMMODITY PURCHASING	7378	COMPUTER EQUIPMENT - CONTROLLED	\$63,633,788 / 0.34%	\$29,457,071 / 1.41%
COMMODITY PURCHASING	7379	COMPUTER EQUIPMENT - CAPITALIZED	\$37,240,567 / 0.20%	\$16,914,954 / 0.81%
COMMODITY PURCHASING	7380	COMPUTER SOFTWARE - EXPENSED	\$171,316,455 / 0.90%	\$11,178,623 / 0.53%
COMMODITY PURCHASING	7384	PERSONAL PROP. ANIMALS - EXPENSED	\$12,903,245 / 0.07%	\$185,161 / 0.01%
COMMODITY PURCHASING	7385	COMPUTER EQUIPMENT - CAPITAL LEASE	\$352,980 / 0.00%	\$200,716 / 0.01%
COMMODITY PURCHASING	7386	PERSONAL PROP. ANIMALS - CAPITALIZED	\$761,753 / 0.00%	0 / 0%
COMMODITY PURCHASING	7393	MERCHANDISE PURCH FOR RESALE	\$168,743,835 / 0.89%	\$11,364,822 / 0.54%
COMMODITY PURCHASING	7394	RAW MATERIAL PURCHASES	\$23,159,126 / 0.12%	\$462,000 / 0.02%
COMMODITY PURCHASING	7395	INTANGIBLE COMP SOFTWARE - PURCH-CAP.	\$19,917,882 / 0.10%	\$326,636 / 0.02%
COMMODITY PURCHASING	7406	RENTAL OF FURNISHINGS/EQUIPMT	\$100,480,992 / 0.53%	\$9,543,909 / 0.46%
COMMODITY PURCHASING	7411	RENTAL OF COMPUTER EQUIPMENT	\$20,443,867 / 0.11%	\$2,790,391 / 0.13%
COMMODITY PURCHASING	7415	RENTAL OF COMPUTER SOFTWARE	\$100,591,955 / 0.53%	\$15,450,502 / 0.74%
COMMODITY PURCHASING	7442	RENTAL OF MOTOR VEHICLES	\$23,125,220 / 0.12%	\$871,104 / 0.04%
COMMODITY PURCHASING	7445	RENTAL OF AIRCRAFT	\$7,425,075 / 0.04%	0 / 0%
COMMODITY PURCHASING	7449	RENTAL OF MARINE EQUIPMENT	\$20,500 / 0.00%	0 / 0%
COMMODITY PURCHASING	7510	TELECOM PARTS SUPPLIES	\$7,496,978 / 0.04%	\$2,989,271 / 0.14%
COMMODITY PURCHASING	7512	TELECOMMUNICATION EQUIP. CAPITALIZED	\$7,317,266 / 0.04%	\$719,005 / 0.03%
OTHER SERVICES	7514	TELECOMM.- MAINTENANCE REPAIR EXP.	\$7,466,883 / 0.04%	\$1,496,211 / 0.07%



TEXAS HISTORICALLY UNDERUTILIZED BUSINESS (HUB) SEMI-ANNUAL REPORT RECEIVED FOR FISCAL YEAR 2025

SECTION III - STATEWIDE ANALYSIS OF AWARDS TO CERTIFIED HUBS BY OBJECT CODES

CATEGORY	OBJECT CODE	DESCRIPTION	TOTAL EXPENDITURES / %	TOTAL SPENT W/ CERTIFIED HUBS / %
OTHER SERVICES	7516	TELECOMMS - OTHER SERVICE CHARGES	\$34,740,982 / 0.18%	\$318,588 / 0.02%
COMMODITY PURCHASING	7517	TELECOMM. EQUIPMENT - EXPENSED	\$6,824,778 / 0.04%	\$1,164,762 / 0.06%
COMMODITY PURCHASING	7520	INFRASTRUCT. TELECOMMS. EQUIP - CAP.	\$2,001,857 / 0.01%	\$623,039 / 0.03%
COMMODITY PURCHASING	7521	REAL PROP.-INFRAST.- TELECOMM.- EXP.	\$635,494 / 0.00%	\$518,402 / 0.02%
COMMODITY PURCHASING	7522	TELECOMMS-EQUIP RENTAL	\$2,431,735 / 0.01%	\$3,183 / 0.00%
OTHER SERVICES	7526	WASTE DISPOSAL	\$50,502,703 / 0.27%	\$4,688,437 / 0.22%
		TOTAL OF ALL OBJECT CODES:	\$18,980,589,670 / 100.00%	\$2,091,045,018 / 100.00%

SECTION IV - STATE AGENCY RANKINGS



FISCAL YEAR 2025 SEMI-ANNUAL HUB REPORT
AGENCIES SPENDING MORE THAN \$25,000 WITH \$0 SPENDING WITH HUBS

AGENCY #	AGENCY NAME	TOTAL EXPENDITURES
105	LEGISLATIVE REFERENCE LIBRARY	\$42,343
224	COURT OF APPEALS - FOURTH COURT	\$31,975
242	COMMISSION ON JUDICIAL CONDUCT	\$94,357
243	STATE LAW LIBRARY	\$174,017
358	TEXAS SPACE COMMISSION	\$98,295
908	TEXAS BULLION DEPOSITORY (PT OF 902)	\$707,930



FISCAL YEAR 2025 SEMI-ANNUAL HUB REPORT
AGENCIES RANKED BY TOTAL EXPENDITURES

RANK	AGENCY #	AGENCY NAME	TOTAL EXPENDITURES	TOTAL HUB EXPENDITURES	HUB % of EXPENDITURES
1	601	TEXAS DEPARTMENT OF TRANSPORTATION	\$7,934,964,541	\$632,532,612	7.97%
2	506	UT MD ANDERSON CANCER CENTER	\$1,670,579,586	\$107,240,983	6.42%
3	729	UT SOUTHWESTERN MEDICAL CENTER	\$1,036,654,495	\$83,135,076	8.02%
4	529	HEALTH & HUMAN SERVICES COMMISSION	\$813,144,737	\$192,109,678	23.63%
5	303	TEXAS FACILITIES COMMISSION	\$634,589,093	\$113,294,999	17.85%
6	721	UNIVERSITY OF TEXAS AT AUSTIN	\$442,056,419	\$58,549,701	13.24%
7	723	UNIVERSITY OF TEXAS MEDICAL BRANCH	\$424,264,544	\$27,455,431	6.47%
8	305	GENERAL LAND OFFICE	\$385,242,651	\$40,317,866	10.47%
9	710	THE TEXAS A&M UNIVERSITY SYSTEM	\$358,118,253	\$67,357,035	18.81%
10	711	TEXAS A & M UNIVERSITY (MAIN UNIV)	\$298,875,822	\$58,055,309	19.42%
11	745	UT HEALTH SCIENCE CENTER-SAN ANTONIO	\$284,042,109	\$28,999,685	10.21%
12	720	UNIVERSITY OF TEXAS SYSTEM	\$251,771,326	\$42,572,877	16.91%
13	401	TEXAS MILITARY DEPARTMENT	\$235,810,863	\$13,007,404	5.52%
14	744	UT HEALTH SCIENCE CENTER - HOUSTON	\$214,596,771	\$41,736,394	19.45%
15	696	TEXAS DEPT OF CRIMINAL JUSTICE	\$208,288,957	\$50,589,000	24.29%
16	537	DEPARTMENT OF STATE HEALTH SERVICES	\$191,371,122	\$16,943,952	8.85%
17	730	UNIVERSITY OF HOUSTON	\$164,391,337	\$20,642,495	12.56%
18	754	TEXAS STATE UNIVERSITY	\$161,040,363	\$16,834,541	10.45%
19	701	TEXAS EDUCATION AGENCY	\$150,626,887	\$8,361,299	5.55%
20	405	DEPARTMENT OF PUBLIC SAFETY	\$149,815,041	\$16,783,467	11.20%
21	714	UNIVERSITY OF TEXAS AT ARLINGTON	\$142,113,984	\$21,999,606	15.48%
22	733	TEXAS TECH UNIVERSITY	\$124,912,015	\$32,780,071	26.24%



FISCAL YEAR 2025 SEMI-ANNUAL HUB REPORT
AGENCIES RANKED BY TOTAL EXPENDITURES

RANK	AGENCY #	AGENCY NAME	TOTAL EXPENDITURES	TOTAL HUB EXPENDITURES	HUB % of EXPENDITURES
23	362	TEXAS LOTTERY COMMISSION	\$123,693,837	\$7,887,121	6.38%
24	575	TEXAS DIVISION OF EMERGENCY MANAGEME	\$109,206,908	\$6,847,973	6.27%
25	743	UNIVERSITY OF TEXAS AT SAN ANTONIO	\$108,448,902	\$31,936,264	29.45%
26	738	UNIVERSITY OF TEXAS AT DALLAS	\$88,538,833	\$15,786,228	17.83%
27	731	TEXAS WOMAN'S UNIVERSITY	\$77,766,393	\$12,396,401	15.94%
28	530	DEPT FAMILY AND PROTECTIVE SERVICES	\$76,109,604	\$21,091,176	27.71%
29	715	PRAIRIE VIEW A & M UNIVERSITY	\$73,328,130	\$8,977,345	12.24%
30	802	PARKS AND WILDLIFE DEPARTMENT	\$71,769,634	\$11,386,286	15.87%
31	739	TX TECH UNIV HEALTH SCIENCES CENTER	\$69,176,548	\$11,815,863	17.08%
32	752	UNIVERSITY OF NORTH TEXAS	\$63,866,507	\$8,350,330	13.07%
33	304	COMPTROLLER OF PUBLIC ACCOUNTS	\$59,896,176	\$18,288,595	30.53%
34	713	TARLETON STATE UNIVERSITY	\$45,550,400	\$7,055,839	15.49%
35	742	UNIV OF TEX OF THE PERMIAN BASIN	\$42,809,297	\$2,735,257	6.39%
36	320	TEXAS WORKFORCE COMMISSION	\$41,279,273	\$10,033,197	24.31%
37	709	TEXAS A&M HEALTH SCIENCE CENTER	\$39,599,218	\$5,795,437	14.64%
38	763	UNT HEALTH SCIENCE CENTER	\$39,312,846	\$3,855,142	9.81%
39	724	UNIVERSITY OF TEXAS AT EL PASO	\$39,187,105	\$7,956,981	20.31%
40	719	TEXAS STATE TECHNICAL COLLEGE	\$38,961,716	\$6,611,782	16.97%
41	746	UT RIO GRANDE VALLEY	\$38,920,660	\$7,275,147	18.69%
42	737	ANGELO STATE UNIVERSITY	\$38,752,326	\$5,654,692	14.59%
43	755	STEPHEN F AUSTIN STATE UNIVERSITY	\$38,063,681	\$2,839,004	7.46%
44	757	WEST TEXAS A & M UNIVERSITY	\$38,026,010	\$684,660	1.80%



FISCAL YEAR 2025 SEMI-ANNUAL HUB REPORT
AGENCIES RANKED BY TOTAL EXPENDITURES

RANK	AGENCY #	AGENCY NAME	TOTAL EXPENDITURES	TOTAL HUB EXPENDITURES	HUB % of EXPENDITURES
45	769	UNIVERSITY OF NORTH TEXAS SYSTEM	\$38,016,938	\$7,349,356	19.33%
46	323	TEACHER RETIREMENT SYSTEM OF TEXAS	\$37,632,247	\$9,133,953	24.27%
47	556	TEXAS A&M AGRILIFE RESEARCH	\$36,975,817	\$6,276,220	16.97%
48	734	LAMAR UNIVERSITY - BEAUMONT	\$36,943,756	\$8,062,195	21.82%
49	717	TEXAS SOUTHERN UNIVERSITY	\$36,585,818	\$7,634,525	20.87%
50	302	OFFICE OF THE ATTORNEY GENERAL	\$36,069,007	\$6,635,539	18.40%
51	582	TEXAS COMM ON ENVIRONMENTAL QUALITY	\$33,917,736	\$9,403,708	27.73%
52	774	TEXAS TECH HSC - EL PASO	\$33,600,537	\$4,560,602	13.57%
53	760	TEXAS A & M UNIV - CORPUS CHRISTI	\$33,489,836	\$6,456,392	19.28%
54	327	EMPLOYEES RETIREMENT SYSTEM	\$31,579,439	\$8,317,266	26.34%
55	300	OFFICE OF THE GOVERNOR - FISCAL	\$30,125,208	\$818,107	2.72%
56	751	EAST TEXAS A&M UNIVERSITY	\$26,167,247	\$6,779,641	25.91%
57	751	TEXAS A & M UNIVERSITY - COMMERCE	\$26,167,247	\$6,779,641	25.91%
58	753	SAM HOUSTON STATE UNIVERSITY	\$24,518,073	\$4,780,604	19.50%
59	735	MIDWESTERN STATE UNIVERSITY	\$24,402,972	\$1,654,297	6.78%
60	608	TEXAS DEPARTMENT OF MOTOR VEHICLES	\$24,199,802	\$5,318,951	21.98%
61	750	UNIVERSITY OF TEXAS AT TYLER	\$23,488,141	\$1,332,241	5.67%
62	732	TEXAS A & M UNIVERSITY - KINGSVILLE	\$22,780,134	\$4,574,970	20.08%
63	788	LAMAR STATE COLLEGE - PORT ARTHUR	\$21,685,776	\$2,063,591	9.52%
64	785	UNIV OF TEXAS HEALTH CENTER AT TYLER	\$20,433,356	\$2,217,187	10.85%
65	808	TEXAS HISTORICAL COMMISSION	\$19,529,651	\$645,472	3.31%
66	313	DEPARTMENT OF INFORMATION RESOURCES	\$18,640,652	\$2,375,308	12.74%



FISCAL YEAR 2025 SEMI-ANNUAL HUB REPORT
AGENCIES RANKED BY TOTAL EXPENDITURES

RANK	AGENCY #	AGENCY NAME	TOTAL EXPENDITURES	TOTAL HUB EXPENDITURES	HUB % of EXPENDITURES
67	784	UNIVERSITY OF HOUSTON - DOWNTOWN	\$18,013,188	\$4,280,749	23.76%
68	712	TEXAS A&M ENGINEERING EXPERIMENT STA	\$17,772,356	\$2,329,726	13.11%
69	761	TEXAS A & M INTERNATIONAL UNIVERSITY	\$17,721,400	\$3,668,376	20.70%
70	787	LAMAR STATE COLLEGE - ORANGE	\$17,427,742	\$4,597,133	26.38%
71	706	TEXAS PERMANENT SCHOOL FUND	\$17,253,394	\$131,882	0.76%
72	718	TEXAS A & M UNIVERSITY AT GALVESTON	\$16,952,233	\$4,080,791	24.07%
73	307	SECRETARY OF STATE	\$16,297,000	\$723,800	4.44%
74	809	STATE PRESERVATION BOARD	\$16,198,297	\$599,413	3.70%
75	749	TEXAS A&M UNIVERSITY - SAN ANTONIO	\$15,633,999	\$2,505,903	16.03%
76	708	TEXAS A&M SYSTEM SHARED SERVICE CTR	\$14,216,179	\$2,264,726	15.93%
77	212	OFFICE OF COURT ADMINISTRATION	\$14,209,134	\$423,052	2.98%
78	768	TEXAS TECH UNIV SYSTEM	\$12,640,110	\$1,367,697	10.82%
79	789	LAMAR INSTITUTE OF TECHNOLOGY	\$12,390,118	\$5,017,676	40.50%
80	909	TEXAS BROADBAND DEVELOPMENT OFFICE	\$12,206,365	\$510,899	4.19%
81	716	TEXAS A&M ENGINEERING EXTENSION SERV	\$11,666,121	\$1,530,319	13.12%
82	644	TEXAS JUVENILE JUSTICE DEPT	\$11,316,444	\$2,247,422	19.86%
83	765	UNIVERSITY OF HOUSTON-VICTORIA	\$10,185,099	\$1,029,796	10.11%
84	455	RAILROAD COMMISSION OF TEXAS	\$10,132,159	\$4,534,757	44.76%
85	576	TEXAS A&M FOREST SERVICE	\$10,130,629	\$1,376,017	13.58%
86	555	TEXAS A&M AGRILIFE EXTENSION SERVICE	\$8,207,928	\$1,920,619	23.40%
87	542	CANCER PREVENTION AND RESEARCH INSTI	\$8,139,623	\$262,321	3.22%
88	759	UNIVERSITY OF HOUSTON - CLEAR LAKE	\$8,002,807	\$988,260	12.35%



FISCAL YEAR 2025 SEMI-ANNUAL HUB REPORT
AGENCIES RANKED BY TOTAL EXPENDITURES

RANK	AGENCY #	AGENCY NAME	TOTAL EXPENDITURES	TOTAL HUB EXPENDITURES	HUB % of EXPENDITURES
89	580	TEXAS WATER DEVELOPMENT BOARD	\$7,900,181	\$1,329,998	16.84%
90	902	COMPTROLLER / FISCAL	\$7,704,047	\$1,242,022	16.12%
91	103	TEXAS LEGISLATIVE COUNCIL	\$7,609,219	\$625,174	8.22%
92	764	TEXAS A&M UNIVERSITY-TEXARKANA	\$7,137,358	\$1,407,430	19.72%
93	306	TEXAS STATE LIBRARY & ARCHIVES COMM	\$6,723,225	\$256,083	3.81%
94	551	DEPARTMENT OF AGRICULTURE	\$6,649,052	\$1,361,173	20.47%
95	454	TEXAS DEPARTMENT OF INSURANCE	\$6,241,312	\$1,407,887	22.56%
96	770	TEXAS A&M UNIVERSITY - CENTRAL TEXAS	\$6,108,236	\$1,211,803	19.84%
97	452	DEPT OF LICENSING & REGULATION	\$6,030,313	\$793,916	13.17%
98	452	TX DEPT OF LICENSING & REGULATION	\$6,030,313	\$793,916	13.17%
99	458	ALCOHOLIC BEVERAGE COMMISSION	\$5,984,442	\$610,207	10.20%
100	592	SOIL & WATER CONSERVATION BOARD	\$5,863,435	\$145,588	2.48%
101	781	TX HIGHER EDUCATION COORD BOARD	\$5,607,711	\$632,321	11.28%
102	773	UNIVERSITY OF NORTH TEXAS AT DALLAS	\$5,558,381	\$1,067,451	19.20%
103	727	TEXAS A&M TRANSPORTATION INSTITUTE	\$4,622,957	\$1,219,171	26.37%
104	308	STATE AUDITOR'S OFFICE	\$4,556,752	\$149,357	3.28%
105	557	TX A&M VETERINARY MED DIAGNOSTIC LAB	\$3,442,028	\$901,196	26.18%
106	407	TEXAS COMMISSION ON LAW ENFORCEMENT	\$2,863,178	\$192,658	6.73%
107	515	TEXAS STATE BOARD OF PHARMACY	\$2,717,083	\$76,938	2.83%
108	772	SCHOOL FOR THE DEAF	\$2,614,790	\$318,682	12.19%
109	332	TX DEPT OF HOUSING & COMM AFFAIRS	\$2,149,985	\$675,781	31.43%
110	756	SUL ROSS STATE UNIVERSITY	\$2,108,405	\$56,394	2.67%



FISCAL YEAR 2025 SEMI-ANNUAL HUB REPORT
AGENCIES RANKED BY TOTAL EXPENDITURES

RANK	AGENCY #	AGENCY NAME	TOTAL EXPENDITURES	TOTAL HUB EXPENDITURES	HUB % of EXPENDITURES
111	503	TEXAS MEDICAL BOARD	\$1,934,728	\$302,600	15.64%
112	758	TEXAS STATE UNIVERSITY SYSTEM	\$1,870,764	\$234,912	12.56%
113	554	TEXAS ANIMAL HEALTH COMMISSION	\$1,739,240	\$223,964	12.88%
114	771	SCHOOL/BLIND AND VISUALLY IMPAIRED	\$1,583,444	\$77,497	4.89%
115	477	COMM/STATE EMERGENCY COMMUNICATION	\$1,469,859	\$445,241	30.29%
116	507	TEXAS BOARD OF NURSING	\$1,298,968	\$164,749	12.68%
117	783	UNIVERSITY OF HOUSTON - SYSTEM	\$1,259,160	\$72,176	5.73%
118	301	OFFICE OF THE GOVERNOR	\$1,250,048	\$145,832	11.67%
119	473	PUBLIC UTILITY COMMISSION OF TEXAS	\$1,070,279	\$156,785	14.65%
120	102	HOUSE OF REPRESENTATIVES	\$815,775	\$36,635	4.49%
121	451	DEPARTMENT OF BANKING	\$805,692	\$29,279	3.63%
122	907	STATE ENERGY CONSERVATION OFFICE	\$778,889	\$95,858	12.31%
123	908	TEXAS BULLION DEPOSITORY (PT OF 902)	\$707,930	0	0.00%
124	101	TEXAS SENATE	\$655,241	\$150,076	22.90%
125	356	TEXAS ETHICS COMMISSION	\$616,297	\$422,637	68.58%
126	315	EDUCATIONAL OPPORTUNITIES AND INVEST	\$584,996	\$123,833	21.17%
127	315	PREPAID HIGHER ED TUITION BOARD	\$584,996	\$123,833	21.17%
128	315	PREPAID HIGHER ED. TUITION BOARD	\$584,996	\$123,833	21.17%
129	329	REAL ESTATE COMMISSION	\$561,399	\$302,808	53.94%
130	403	TEXAS VETERANS COMMISSION	\$560,389	\$80,804	14.42%
131	201	SUPREME COURT	\$549,472	\$368,912	67.14%
132	364	HEALTH PROFESSIONS COUNCIL	\$537,546	\$26,860	5.00%



FISCAL YEAR 2025 SEMI-ANNUAL HUB REPORT
AGENCIES RANKED BY TOTAL EXPENDITURES

RANK	AGENCY #	AGENCY NAME	TOTAL EXPENDITURES	TOTAL HUB EXPENDITURES	HUB % of EXPENDITURES
133	347	TEXAS PUBLIC FINANCE AUTHORITY	\$525,513	\$193,407	36.80%
134	326	TX EMERGENCY SVCS RETIREMENT SYST	\$518,126	\$71,845	13.87%
135	510	TEXAS BEHAVIORAL HEALTH EXECUTIVE CO	\$515,373	\$1,303	0.25%
136	360	STATE OFC OF ADMINISTRATIVE HEARINGS	\$494,957	\$89,121	18.01%
137	504	TX STATE BOARD OF DENTAL EXAMINERS	\$303,639	\$10,520	3.46%
138	457	STATE BOARD OF PUBLIC ACCOUNTANCY	\$266,506	\$109,932	41.25%
139	450	DEPT OF SAVINGS & MORTGAGE LEND	\$265,241	\$111,227	41.93%
140	450	DEPT OF SAVINGS & MORTGAGE LENDING	\$265,241	\$111,227	41.93%
141	450	TX DEPT OF SAVINGS AND MTG LENDING	\$265,241	\$111,227	41.93%
142	476	TEXAS RACING COMMISSION	\$258,096	\$20,530	7.95%
143	104	LEGISLATIVE BUDGET BOARD	\$237,579	\$10,786	4.54%
144	456	BOARD OF PLUMBING EXAMINERS	\$232,266	\$92,538	39.84%
145	460	TEXAS BD OF PROF ENGINEERS & LAND SU	\$219,031	\$9,411	4.30%
146	312	STATE SECURITIES BOARD	\$203,250	\$35,944	17.68%
147	475	OFFICE OF PUBLIC UTILITY COUNSEL	\$197,077	\$31,905	16.19%
148	466	CONSUMER CREDIT COMMISSIONER	\$185,262	\$107,620	58.09%
149	225	COURT OF APPEALS - FIFTH COURT	\$183,577	\$5,197	2.83%
150	535	TX LOW LEVEL RADIOACTIVE WASTE COMM	\$179,759	\$25,467	14.17%
151	243	STATE LAW LIBRARY	\$174,017	0	0.00%
152	359	OFFICE OF PUBLIC INSURANCE COUNSEL	\$150,093	\$5,360	3.57%
153	469	CREDIT UNION DEPARTMENT	\$141,505	\$28,718	20.29%
154	352	TEXAS BOND REVIEW BOARD	\$137,262	\$104,500	76.13%



FISCAL YEAR 2025 SEMI-ANNUAL HUB REPORT
AGENCIES RANKED BY TOTAL EXPENDITURES

RANK	AGENCY #	AGENCY NAME	TOTAL EXPENDITURES	TOTAL HUB EXPENDITURES	HUB % of EXPENDITURES
155	578	BOARD OF VETERINARY MED EXAMINERS	\$136,972	\$7,320	5.34%
156	411	TX COMMISSION OF FIRE PROTECTION	\$134,256	\$18,215	13.57%
157	409	COMMISSION ON JAIL STANDARDS	\$108,003	\$12,593	11.66%
158	358	TEXAS SPACE COMMISSION	\$98,295	0	0.00%
159	242	COMMISSION ON JUDICIAL CONDUCT	\$94,357	0	0.00%
160	448	OFFICE OF INJURED EMPLOYEE COUNSEL	\$72,384	\$675	0.93%
161	459	TX BOARD OF ARCHITECTURAL EXAMINERS	\$69,783	\$4,795	6.87%
162	813	TEXAS COMMISSION ON THE ARTS	\$67,767	\$16,219	23.93%
163	479	STATE OFFICE OF RISK MANAGEMENT	\$64,365	\$3,190	4.96%
164	513	TEXAS FUNERAL SERVICE COMMISSION	\$63,176	\$23,704	37.52%
165	227	COURT OF APPEALS - SEVENTH COURT	\$58,742	\$12,427	21.16%
166	508	BOARD OF CHIROPRACTIC EXAMINERS	\$54,789	\$11,456	20.91%
167	338	STATE PENSION REVIEW BOARD	\$53,289	\$28,526	53.53%
168	116	SUNSET ADVISORY BOARD	\$48,228	\$29,598	61.37%
169	228	COURT OF APPEALS - EIGHTH COURT	\$45,893	\$2,244	4.89%
170	105	LEGISLATIVE REFERENCE LIBRARY	\$42,343	0	0.00%
171	222	COURT OF APPEALS - SECOND COURT	\$39,207	\$2,094	5.34%
172	215	OFFICE OF CAPITAL AND FORENSIC WRITS	\$37,431	\$548	1.46%
173	211	COURT OF CRIMINAL APPEALS	\$34,812	\$532	1.53%
174	224	COURT OF APPEALS - FOURTH COURT	\$31,975	0	0.00%
175	481	BOARD OF PROFESSIONAL GEOSCIENTISTS	\$27,429	\$4,749	17.31%
176	533	EXEC CNCL OF PHYSICAL & OCC THERAPY	\$27,324	\$885	3.24%



FISCAL YEAR 2025 SEMI-ANNUAL HUB REPORT
AGENCIES RANKED BY TOTAL EXPENDITURES

RANK	AGENCY #	AGENCY NAME	TOTAL EXPENDITURES	TOTAL HUB EXPENDITURES	HUB % of EXPENDITURES
177	231	COURT OF APPEALS - ELEVENTH COURT	\$24,620	\$492	2.00%
178	230	COURT OF APPEALS - TENTH COURT	\$21,610	\$593	2.75%
179	233	COURT OF APPEALS - THIRTEENTH COURT	\$18,844	\$409	2.17%
180	221	FIRST COURT OF APPEALS	\$17,799	0	0.00%
181	226	COURT OF APPEALS - SIXTH COURT	\$14,610	0	0.00%
182	235	15TH COURT OF APPEALS	\$12,389	\$2,576	20.79%
183	234	COURT OF APPEALS -FOURTEENTH COURT	\$12,211	0	0.00%
184	213	OFFICE OF STATE PROSECUTING ATTORNEY	\$6,307	\$65	1.03%
185	514	TEXAS OPTOMETRY BOARD	\$5,528	\$3,480	62.95%
186	232	COURT OF APPEALS - TWELFTH DISTRICT	\$5,323	0	0.00%



FISCAL YEAR 2025 SEMI-ANNUAL HUB REPORT

AGENCIES RANKED BY TOTAL HUB EXPENDITURES

RANK	AGENCY #	AGENCY NAME	TOTAL EXPENDITURES	TOTAL HUB EXPENDITURES	HUB % of EXPENDITURES
1	601	TEXAS DEPARTMENT OF TRANSPORTATION	\$7,934,964,541	\$632,532,612	7.97%
2	529	HEALTH & HUMAN SERVICES COMMISSION	\$813,144,737	\$192,109,678	23.63%
3	303	TEXAS FACILITIES COMMISSION	\$634,589,093	\$113,294,999	17.85%
4	506	UT MD ANDERSON CANCER CENTER	\$1,670,579,586	\$107,240,983	6.42%
5	729	UT SOUTHWESTERN MEDICAL CENTER	\$1,036,654,495	\$83,135,076	8.02%
6	710	THE TEXAS A&M UNIVERSITY SYSTEM	\$358,118,253	\$67,357,035	18.81%
7	721	UNIVERSITY OF TEXAS AT AUSTIN	\$442,056,419	\$58,549,701	13.24%
8	711	TEXAS A & M UNIVERSITY (MAIN UNIV)	\$298,875,822	\$58,055,309	19.42%
9	696	TEXAS DEPT OF CRIMINAL JUSTICE	\$208,288,957	\$50,589,000	24.29%
10	720	UNIVERSITY OF TEXAS SYSTEM	\$251,771,326	\$42,572,877	16.91%
11	744	UT HEALTH SCIENCE CENTER - HOUSTON	\$214,596,771	\$41,736,394	19.45%
12	305	GENERAL LAND OFFICE	\$385,242,651	\$40,317,866	10.47%
13	733	TEXAS TECH UNIVERSITY	\$124,912,015	\$32,780,071	26.24%
14	743	UNIVERSITY OF TEXAS AT SAN ANTONIO	\$108,448,902	\$31,936,264	29.45%
15	745	UT HEALTH SCIENCE CENTER-SAN ANTONIO	\$284,042,109	\$28,999,685	10.21%
16	723	UNIVERSITY OF TEXAS MEDICAL BRANCH	\$424,264,544	\$27,455,431	6.47%
17	714	UNIVERSITY OF TEXAS AT ARLINGTON	\$142,113,984	\$21,999,606	15.48%
18	530	DEPT FAMILY AND PROTECTIVE SERVICES	\$76,109,604	\$21,091,176	27.71%
19	730	UNIVERSITY OF HOUSTON	\$164,391,337	\$20,642,495	12.56%
20	304	COMPTROLLER OF PUBLIC ACCOUNTS	\$59,896,176	\$18,288,595	30.53%
21	537	DEPARTMENT OF STATE HEALTH SERVICES	\$191,371,122	\$16,943,952	8.85%
22	754	TEXAS STATE UNIVERSITY	\$161,040,363	\$16,834,541	10.45%



FISCAL YEAR 2025 SEMI-ANNUAL HUB REPORT

AGENCIES RANKED BY TOTAL HUB EXPENDITURES

RANK	AGENCY #	AGENCY NAME	TOTAL EXPENDITURES	TOTAL HUB EXPENDITURES	HUB % of EXPENDITURES
23	405	DEPARTMENT OF PUBLIC SAFETY	\$149,815,041	\$16,783,467	11.20%
24	738	UNIVERSITY OF TEXAS AT DALLAS	\$88,538,833	\$15,786,228	17.83%
25	401	TEXAS MILITARY DEPARTMENT	\$235,810,863	\$13,007,404	5.52%
26	731	TEXAS WOMAN'S UNIVERSITY	\$77,766,393	\$12,396,401	15.94%
27	739	TX TECH UNIV HEALTH SCIENCES CENTER	\$69,176,548	\$11,815,863	17.08%
28	802	PARKS AND WILDLIFE DEPARTMENT	\$71,769,634	\$11,386,286	15.87%
29	320	TEXAS WORKFORCE COMMISSION	\$41,279,273	\$10,033,197	24.31%
30	582	TEXAS COMM ON ENVIRONMENTAL QUALITY	\$33,917,736	\$9,403,708	27.73%
31	323	TEACHER RETIREMENT SYSTEM OF TEXAS	\$37,632,247	\$9,133,953	24.27%
32	715	PRAIRIE VIEW A & M UNIVERSITY	\$73,328,130	\$8,977,345	12.24%
33	701	TEXAS EDUCATION AGENCY	\$150,626,887	\$8,361,299	5.55%
34	752	UNIVERSITY OF NORTH TEXAS	\$63,866,507	\$8,350,330	13.07%
35	327	EMPLOYEES RETIREMENT SYSTEM	\$31,579,439	\$8,317,266	26.34%
36	734	LAMAR UNIVERSITY - BEAUMONT	\$36,943,756	\$8,062,195	21.82%
37	724	UNIVERSITY OF TEXAS AT EL PASO	\$39,187,105	\$7,956,981	20.31%
38	362	TEXAS LOTTERY COMMISSION	\$123,693,837	\$7,887,121	6.38%
39	717	TEXAS SOUTHERN UNIVERSITY	\$36,585,818	\$7,634,525	20.87%
40	769	UNIVERSITY OF NORTH TEXAS SYSTEM	\$38,016,938	\$7,349,356	19.33%
41	746	UT RIO GRANDE VALLEY	\$38,920,660	\$7,275,147	18.69%
42	713	TARLETON STATE UNIVERSITY	\$45,550,400	\$7,055,839	15.49%
43	575	TEXAS DIVISION OF EMERGENCY MANAGEME	\$109,206,908	\$6,847,973	6.27%
44	751	EAST TEXAS A&M UNIVERSITY	\$26,167,247	\$6,779,641	25.91%



FISCAL YEAR 2025 SEMI-ANNUAL HUB REPORT

AGENCIES RANKED BY TOTAL HUB EXPENDITURES

RANK	AGENCY #	AGENCY NAME	TOTAL EXPENDITURES	TOTAL HUB EXPENDITURES	HUB % of EXPENDITURES
45	751	TEXAS A & M UNIVERSITY - COMMERCE	\$26,167,247	\$6,779,641	25.91%
46	302	OFFICE OF THE ATTORNEY GENERAL	\$36,069,007	\$6,635,539	18.40%
47	719	TEXAS STATE TECHNICAL COLLEGE	\$38,961,716	\$6,611,782	16.97%
48	760	TEXAS A & M UNIV - CORPUS CHRISTI	\$33,489,836	\$6,456,392	19.28%
49	556	TEXAS A&M AGRILIFE RESEARCH	\$36,975,817	\$6,276,220	16.97%
50	709	TEXAS A&M HEALTH SCIENCE CENTER	\$39,599,218	\$5,795,437	14.64%
51	737	ANGELO STATE UNIVERSITY	\$38,752,326	\$5,654,692	14.59%
52	608	TEXAS DEPARTMENT OF MOTOR VEHICLES	\$24,199,802	\$5,318,951	21.98%
53	789	LAMAR INSTITUTE OF TECHNOLOGY	\$12,390,118	\$5,017,676	40.50%
54	753	SAM HOUSTON STATE UNIVERSITY	\$24,518,073	\$4,780,604	19.50%
55	787	LAMAR STATE COLLEGE - ORANGE	\$17,427,742	\$4,597,133	26.38%
56	732	TEXAS A & M UNIVERSITY - KINGSVILLE	\$22,780,134	\$4,574,970	20.08%
57	774	TEXAS TECH HSC - EL PASO	\$33,600,537	\$4,560,602	13.57%
58	455	RAILROAD COMMISSION OF TEXAS	\$10,132,159	\$4,534,757	44.76%
59	784	UNIVERSITY OF HOUSTON - DOWNTOWN	\$18,013,188	\$4,280,749	23.76%
60	718	TEXAS A & M UNIVERSITY AT GALVESTON	\$16,952,233	\$4,080,791	24.07%
61	763	UNT HEALTH SCIENCE CENTER	\$39,312,846	\$3,855,142	9.81%
62	761	TEXAS A & M INTERNATIONAL UNIVERSITY	\$17,721,400	\$3,668,376	20.70%
63	755	STEPHEN F AUSTIN STATE UNIVERSITY	\$38,063,681	\$2,839,004	7.46%
64	742	UNIV OF TEX OF THE PERMIAN BASIN	\$42,809,297	\$2,735,257	6.39%
65	749	TEXAS A&M UNIVERSITY - SAN ANTONIO	\$15,633,999	\$2,505,903	16.03%
66	313	DEPARTMENT OF INFORMATION RESOURCES	\$18,640,652	\$2,375,308	12.74%



FISCAL YEAR 2025 SEMI-ANNUAL HUB REPORT

AGENCIES RANKED BY TOTAL HUB EXPENDITURES

RANK	AGENCY #	AGENCY NAME	TOTAL EXPENDITURES	TOTAL HUB EXPENDITURES	HUB % of EXPENDITURES
67	712	TEXAS A&M ENGINEERING EXPERIMENT STA	\$17,772,356	\$2,329,726	13.11%
68	708	TEXAS A&M SYSTEM SHARED SERVICE CTR	\$14,216,179	\$2,264,726	15.93%
69	644	TEXAS JUVENILE JUSTICE DEPT	\$11,316,444	\$2,247,422	19.86%
70	785	UNIV OF TEXAS HEALTH CENTER AT TYLER	\$20,433,356	\$2,217,187	10.85%
71	788	LAMAR STATE COLLEGE - PORT ARTHUR	\$21,685,776	\$2,063,591	9.52%
72	555	TEXAS A&M AGRILIFE EXTENSION SERVICE	\$8,207,928	\$1,920,619	23.40%
73	735	MIDWESTERN STATE UNIVERSITY	\$24,402,972	\$1,654,297	6.78%
74	716	TEXAS A&M ENGINEERING EXTENSION SERV	\$11,666,121	\$1,530,319	13.12%
75	454	TEXAS DEPARTMENT OF INSURANCE	\$6,241,312	\$1,407,887	22.56%
76	764	TEXAS A&M UNIVERSITY-TEXARKANA	\$7,137,358	\$1,407,430	19.72%
77	576	TEXAS A&M FOREST SERVICE	\$10,130,629	\$1,376,017	13.58%
78	768	TEXAS TECH UNIV SYSTEM	\$12,640,110	\$1,367,697	10.82%
79	551	DEPARTMENT OF AGRICULTURE	\$6,649,052	\$1,361,173	20.47%
80	750	UNIVERSITY OF TEXAS AT TYLER	\$23,488,141	\$1,332,241	5.67%
81	580	TEXAS WATER DEVELOPMENT BOARD	\$7,900,181	\$1,329,998	16.84%
82	902	COMPTROLLER / FISCAL	\$7,704,047	\$1,242,022	16.12%
83	727	TEXAS A&M TRANSPORTATION INSTITUTE	\$4,622,957	\$1,219,171	26.37%
84	770	TEXAS A&M UNIVERSITY - CENTRAL TEXAS	\$6,108,236	\$1,211,803	19.84%
85	773	UNIVERSITY OF NORTH TEXAS AT DALLAS	\$5,558,381	\$1,067,451	19.20%
86	765	UNIVERSITY OF HOUSTON-VICTORIA	\$10,185,099	\$1,029,796	10.11%
87	759	UNIVERSITY OF HOUSTON - CLEAR LAKE	\$8,002,807	\$988,260	12.35%
88	557	TX A&M VETERINARY MED DIAGNOSTIC LAB	\$3,442,028	\$901,196	26.18%



FISCAL YEAR 2025 SEMI-ANNUAL HUB REPORT

AGENCIES RANKED BY TOTAL HUB EXPENDITURES

RANK	AGENCY #	AGENCY NAME	TOTAL EXPENDITURES	TOTAL HUB EXPENDITURES	HUB % of EXPENDITURES
89	300	OFFICE OF THE GOVERNOR - FISCAL	\$30,125,208	\$818,107	2.72%
90	452	DEPT OF LICENSING & REGULATION	\$6,030,313	\$793,916	13.17%
91	452	TX DEPT OF LICENSING & REGULATION	\$6,030,313	\$793,916	13.17%
92	307	SECRETARY OF STATE	\$16,297,000	\$723,800	4.44%
93	757	WEST TEXAS A & M UNIVERSITY	\$38,026,010	\$684,660	1.80%
94	332	TX DEPT OF HOUSING & COMM AFFAIRS	\$2,149,985	\$675,781	31.43%
95	808	TEXAS HISTORICAL COMMISSION	\$19,529,651	\$645,472	3.31%
96	781	TX HIGHER EDUCATION COORD BOARD	\$5,607,711	\$632,321	11.28%
97	103	TEXAS LEGISLATIVE COUNCIL	\$7,609,219	\$625,174	8.22%
98	458	ALCOHOLIC BEVERAGE COMMISSION	\$5,984,442	\$610,207	10.20%
99	809	STATE PRESERVATION BOARD	\$16,198,297	\$599,413	3.70%
100	909	TEXAS BROADBAND DEVELOPMENT OFFICE	\$12,206,365	\$510,899	4.19%
101	477	COMM/STATE EMERGENCY COMMUNICATION	\$1,469,859	\$445,241	30.29%
102	212	OFFICE OF COURT ADMINISTRATION	\$14,209,134	\$423,052	2.98%
103	356	TEXAS ETHICS COMMISSION	\$616,297	\$422,637	68.58%
104	201	SUPREME COURT	\$549,472	\$368,912	67.14%
105	772	SCHOOL FOR THE DEAF	\$2,614,790	\$318,682	12.19%
106	329	REAL ESTATE COMMISSION	\$561,399	\$302,808	53.94%
107	503	TEXAS MEDICAL BOARD	\$1,934,728	\$302,600	15.64%
108	542	CANCER PREVENTION AND RESEARCH INSTI	\$8,139,623	\$262,321	3.22%
109	306	TEXAS STATE LIBRARY & ARCHIVES COMM	\$6,723,225	\$256,083	3.81%
110	758	TEXAS STATE UNIVERSITY SYSTEM	\$1,870,764	\$234,912	12.56%



FISCAL YEAR 2025 SEMI-ANNUAL HUB REPORT

AGENCIES RANKED BY TOTAL HUB EXPENDITURES

RANK	AGENCY #	AGENCY NAME	TOTAL EXPENDITURES	TOTAL HUB EXPENDITURES	HUB % of EXPENDITURES
111	554	TEXAS ANIMAL HEALTH COMMISSION	\$1,739,240	\$223,964	12.88%
112	347	TEXAS PUBLIC FINANCE AUTHORITY	\$525,513	\$193,407	36.80%
113	407	TEXAS COMMISSION ON LAW ENFORCEMENT	\$2,863,178	\$192,658	6.73%
114	507	TEXAS BOARD OF NURSING	\$1,298,968	\$164,749	12.68%
115	473	PUBLIC UTILITY COMMISSION OF TEXAS	\$1,070,279	\$156,785	14.65%
116	101	TEXAS SENATE	\$655,241	\$150,076	22.90%
117	308	STATE AUDITOR'S OFFICE	\$4,556,752	\$149,357	3.28%
118	301	OFFICE OF THE GOVERNOR	\$1,250,048	\$145,832	11.67%
119	592	SOIL & WATER CONSERVATION BOARD	\$5,863,435	\$145,588	2.48%
120	706	TEXAS PERMANENT SCHOOL FUND	\$17,253,394	\$131,882	0.76%
121	315	EDUCATIONAL OPPORTUNITIES AND INVEST	\$584,996	\$123,833	21.17%
122	315	PREPAID HIGHER ED TUITION BOARD	\$584,996	\$123,833	21.17%
123	315	PREPAID HIGHER ED. TUITION BOARD	\$584,996	\$123,833	21.17%
124	450	DEPT OF SAVINGS & MORTGAGE LEND	\$265,241	\$111,227	41.93%
125	450	DEPT OF SAVINGS & MORTGAGE LENDING	\$265,241	\$111,227	41.93%
126	450	TX DEPT OF SAVINGS AND MTG LENDING	\$265,241	\$111,227	41.93%
127	457	STATE BOARD OF PUBLIC ACCOUNTANCY	\$266,506	\$109,932	41.25%
128	466	CONSUMER CREDIT COMMISSIONER	\$185,262	\$107,620	58.09%
129	352	TEXAS BOND REVIEW BOARD	\$137,262	\$104,500	76.13%
130	907	STATE ENERGY CONSERVATION OFFICE	\$778,889	\$95,858	12.31%
131	456	BOARD OF PLUMBING EXAMINERS	\$232,266	\$92,538	39.84%
132	360	STATE OFC OF ADMINISTRATIVE HEARINGS	\$494,957	\$89,121	18.01%



FISCAL YEAR 2025 SEMI-ANNUAL HUB REPORT

AGENCIES RANKED BY TOTAL HUB EXPENDITURES

RANK	AGENCY #	AGENCY NAME	TOTAL EXPENDITURES	TOTAL HUB EXPENDITURES	HUB % of EXPENDITURES
133	403	TEXAS VETERANS COMMISSION	\$560,389	\$80,804	14.42%
134	771	SCHOOL/BLIND AND VISUALLY IMPAIRED	\$1,583,444	\$77,497	4.89%
135	515	TEXAS STATE BOARD OF PHARMACY	\$2,717,083	\$76,938	2.83%
136	783	UNIVERSITY OF HOUSTON - SYSTEM	\$1,259,160	\$72,176	5.73%
137	326	TX EMERGENCY SVCS RETIREMENT SYST	\$518,126	\$71,845	13.87%
138	756	SUL ROSS STATE UNIVERSITY	\$2,108,405	\$56,394	2.67%
139	102	HOUSE OF REPRESENTATIVES	\$815,775	\$36,635	4.49%
140	312	STATE SECURITIES BOARD	\$203,250	\$35,944	17.68%
141	475	OFFICE OF PUBLIC UTILITY COUNSEL	\$197,077	\$31,905	16.19%
142	116	SUNSET ADVISORY BOARD	\$48,228	\$29,598	61.37%
143	451	DEPARTMENT OF BANKING	\$805,692	\$29,279	3.63%
144	469	CREDIT UNION DEPARTMENT	\$141,505	\$28,718	20.29%
145	338	STATE PENSION REVIEW BOARD	\$53,289	\$28,526	53.53%
146	364	HEALTH PROFESSIONS COUNCIL	\$537,546	\$26,860	5.00%
147	535	TX LOW LEVEL RADIOACTIVE WASTE COMM	\$179,759	\$25,467	14.17%
148	513	TEXAS FUNERAL SERVICE COMMISSION	\$63,176	\$23,704	37.52%
149	476	TEXAS RACING COMMISSION	\$258,096	\$20,530	7.95%
150	411	TX COMMISSION OF FIRE PROTECTION	\$134,256	\$18,215	13.57%
151	813	TEXAS COMMISSION ON THE ARTS	\$67,767	\$16,219	23.93%
152	409	COMMISSION ON JAIL STANDARDS	\$108,003	\$12,593	11.66%
153	227	COURT OF APPEALS - SEVENTH COURT	\$58,742	\$12,427	21.16%
154	508	BOARD OF CHIROPRACTIC EXAMINERS	\$54,789	\$11,456	20.91%



FISCAL YEAR 2025 SEMI-ANNUAL HUB REPORT

AGENCIES RANKED BY TOTAL HUB EXPENDITURES

RANK	AGENCY #	AGENCY NAME	TOTAL EXPENDITURES	TOTAL HUB EXPENDITURES	HUB % of EXPENDITURES
155	104	LEGISLATIVE BUDGET BOARD	\$237,579	\$10,786	4.54%
156	504	TX STATE BOARD OF DENTAL EXAMINERS	\$303,639	\$10,520	3.46%
157	460	TEXAS BD OF PROF ENGINEERS & LAND SU	\$219,031	\$9,411	4.30%
158	578	BOARD OF VETERINARY MED EXAMINERS	\$136,972	\$7,320	5.34%
159	359	OFFICE OF PUBLIC INSURANCE COUNSEL	\$150,093	\$5,360	3.57%
160	225	COURT OF APPEALS - FIFTH COURT	\$183,577	\$5,197	2.83%
161	459	TX BOARD OF ARCHITECTURAL EXAMINERS	\$69,783	\$4,795	6.87%
162	481	BOARD OF PROFESSIONAL GEOSCIENTISTS	\$27,429	\$4,749	17.31%
163	514	TEXAS OPTOMETRY BOARD	\$5,528	\$3,480	62.95%
164	479	STATE OFFICE OF RISK MANAGEMENT	\$64,365	\$3,190	4.96%
165	235	15TH COURT OF APPEALS	\$12,389	\$2,576	20.79%
166	228	COURT OF APPEALS - EIGHTH COURT	\$45,893	\$2,244	4.89%
167	222	COURT OF APPEALS - SECOND COURT	\$39,207	\$2,094	5.34%
168	510	TEXAS BEHAVIORAL HEALTH EXECUTIVE CO	\$515,373	\$1,303	0.25%
169	533	EXEC CNCL OF PHYSICAL & OCC THERAPY	\$27,324	\$885	3.24%
170	448	OFFICE OF INJURED EMPLOYEE COUNSEL	\$72,384	\$675	0.93%
171	230	COURT OF APPEALS - TENTH COURT	\$21,610	\$593	2.75%
172	215	OFFICE OF CAPITAL AND FORENSIC WRITS	\$37,431	\$548	1.46%
173	211	COURT OF CRIMINAL APPEALS	\$34,812	\$532	1.53%
174	231	COURT OF APPEALS - ELEVENTH COURT	\$24,620	\$492	2.00%
175	233	COURT OF APPEALS - THIRTEENTH COURT	\$18,844	\$409	2.17%
176	213	OFFICE OF STATE PROSECUTING ATTORNEY	\$6,307	\$65	1.03%



FISCAL YEAR 2025 SEMI-ANNUAL HUB REPORT

AGENCIES RANKED BY TOTAL HUB EXPENDITURES

RANK	AGENCY #	AGENCY NAME	TOTAL EXPENDITURES	TOTAL HUB EXPENDITURES	HUB % of EXPENDITURES
177	105	LEGISLATIVE REFERENCE LIBRARY	\$42,343	0	0.00%
178	221	FIRST COURT OF APPEALS	\$17,799	0	0.00%
179	224	COURT OF APPEALS - FOURTH COURT	\$31,975	0	0.00%
180	226	COURT OF APPEALS - SIXTH COURT	\$14,610	0	0.00%
181	232	COURT OF APPEALS - TWELFTH DISTRICT	\$5,323	0	0.00%
182	234	COURT OF APPEALS -FOURTEENTH COURT	\$12,211	0	0.00%
183	242	COMMISSION ON JUDICIAL CONDUCT	\$94,357	0	0.00%
184	243	STATE LAW LIBRARY	\$174,017	0	0.00%
185	358	TEXAS SPACE COMMISSION	\$98,295	0	0.00%
186	908	TEXAS BULLION DEPOSITORY (PT OF 902)	\$707,930	0	0.00%



FISCAL YEAR 2025 SEMI-ANNUAL HUB REPORT

AGENCIES RANKED BY HUB % OF EXPENDITURES

RANK	AGENCY #	AGENCY NAME	TOTAL EXPENDITURES	TOTAL HUB EXPENDITURES	HUB % of EXPENDITURES
1	352	TEXAS BOND REVIEW BOARD	\$137,262	\$104,500	76.13%
2	356	TEXAS ETHICS COMMISSION	\$616,297	\$422,637	68.58%
3	201	SUPREME COURT	\$549,472	\$368,912	67.14%
4	514	TEXAS OPTOMETRY BOARD	\$5,528	\$3,480	62.95%
5	116	SUNSET ADVISORY BOARD	\$48,228	\$29,598	61.37%
6	466	CONSUMER CREDIT COMMISSIONER	\$185,262	\$107,620	58.09%
7	329	REAL ESTATE COMMISSION	\$561,399	\$302,808	53.94%
8	338	STATE PENSION REVIEW BOARD	\$53,289	\$28,526	53.53%
9	455	RAILROAD COMMISSION OF TEXAS	\$10,132,159	\$4,534,757	44.76%
10	450	DEPT OF SAVINGS & MORTGAGE LEND	\$265,241	\$111,227	41.93%
11	450	DEPT OF SAVINGS & MORTGAGE LENDING	\$265,241	\$111,227	41.93%
12	450	TX DEPT OF SAVINGS AND MTG LENDING	\$265,241	\$111,227	41.93%
13	457	STATE BOARD OF PUBLIC ACCOUNTANCY	\$266,506	\$109,932	41.25%
14	789	LAMAR INSTITUTE OF TECHNOLOGY	\$12,390,118	\$5,017,676	40.50%
15	456	BOARD OF PLUMBING EXAMINERS	\$232,266	\$92,538	39.84%
16	513	TEXAS FUNERAL SERVICE COMMISSION	\$63,176	\$23,704	37.52%
17	347	TEXAS PUBLIC FINANCE AUTHORITY	\$525,513	\$193,407	36.80%
18	332	TX DEPT OF HOUSING & COMM AFFAIRS	\$2,149,985	\$675,781	31.43%
19	304	COMPTROLLER OF PUBLIC ACCOUNTS	\$59,896,176	\$18,288,595	30.53%
20	477	COMM/STATE EMERGENCY COMMUNICATION	\$1,469,859	\$445,241	30.29%
21	743	UNIVERSITY OF TEXAS AT SAN ANTONIO	\$108,448,902	\$31,936,264	29.45%
22	582	TEXAS COMM ON ENVIRONMENTAL QUALITY	\$33,917,736	\$9,403,708	27.73%



FISCAL YEAR 2025 SEMI-ANNUAL HUB REPORT

AGENCIES RANKED BY HUB % OF EXPENDITURES

RANK	AGENCY #	AGENCY NAME	TOTAL EXPENDITURES	TOTAL HUB EXPENDITURES	HUB % of EXPENDITURES
23	530	DEPT FAMILY AND PROTECTIVE SERVICES	\$76,109,604	\$21,091,176	27.71%
24	787	LAMAR STATE COLLEGE - ORANGE	\$17,427,742	\$4,597,133	26.38%
25	727	TEXAS A&M TRANSPORTATION INSTITUTE	\$4,622,957	\$1,219,171	26.37%
26	327	EMPLOYEES RETIREMENT SYSTEM	\$31,579,439	\$8,317,266	26.34%
27	733	TEXAS TECH UNIVERSITY	\$124,912,015	\$32,780,071	26.24%
28	557	TX A&M VETERINARY MED DIAGNOSTIC LAB	\$3,442,028	\$901,196	26.18%
29	751	EAST TEXAS A&M UNIVERSITY	\$26,167,247	\$6,779,641	25.91%
30	751	TEXAS A & M UNIVERSITY - COMMERCE	\$26,167,247	\$6,779,641	25.91%
31	320	TEXAS WORKFORCE COMMISSION	\$41,279,273	\$10,033,197	24.31%
32	696	TEXAS DEPT OF CRIMINAL JUSTICE	\$208,288,957	\$50,589,000	24.29%
33	323	TEACHER RETIREMENT SYSTEM OF TEXAS	\$37,632,247	\$9,133,953	24.27%
34	718	TEXAS A & M UNIVERSITY AT GALVESTON	\$16,952,233	\$4,080,791	24.07%
35	813	TEXAS COMMISSION ON THE ARTS	\$67,767	\$16,219	23.93%
36	784	UNIVERSITY OF HOUSTON - DOWNTOWN	\$18,013,188	\$4,280,749	23.76%
37	529	HEALTH & HUMAN SERVICES COMMISSION	\$813,144,737	\$192,109,678	23.63%
38	555	TEXAS A&M AGRILIFE EXTENSION SERVICE	\$8,207,928	\$1,920,619	23.40%
39	101	TEXAS SENATE	\$655,241	\$150,076	22.90%
40	454	TEXAS DEPARTMENT OF INSURANCE	\$6,241,312	\$1,407,887	22.56%
41	608	TEXAS DEPARTMENT OF MOTOR VEHICLES	\$24,199,802	\$5,318,951	21.98%
42	734	LAMAR UNIVERSITY - BEAUMONT	\$36,943,756	\$8,062,195	21.82%
43	315	EDUCATIONAL OPPORTUNITIES AND INVEST	\$584,996	\$123,833	21.17%
44	315	PREPAID HIGHER ED TUITION BOARD	\$584,996	\$123,833	21.17%



FISCAL YEAR 2025 SEMI-ANNUAL HUB REPORT

AGENCIES RANKED BY HUB % OF EXPENDITURES

RANK	AGENCY #	AGENCY NAME	TOTAL EXPENDITURES	TOTAL HUB EXPENDITURES	HUB % of EXPENDITURES
45	315	PREPAID HIGHER ED. TUITION BOARD	\$584,996	\$123,833	21.17%
46	227	COURT OF APPEALS - SEVENTH COURT	\$58,742	\$12,427	21.16%
47	508	BOARD OF CHIROPRACTIC EXAMINERS	\$54,789	\$11,456	20.91%
48	717	TEXAS SOUTHERN UNIVERSITY	\$36,585,818	\$7,634,525	20.87%
49	235	15TH COURT OF APPEALS	\$12,389	\$2,576	20.79%
50	761	TEXAS A & M INTERNATIONAL UNIVERSITY	\$17,721,400	\$3,668,376	20.70%
51	551	DEPARTMENT OF AGRICULTURE	\$6,649,052	\$1,361,173	20.47%
52	724	UNIVERSITY OF TEXAS AT EL PASO	\$39,187,105	\$7,956,981	20.31%
53	469	CREDIT UNION DEPARTMENT	\$141,505	\$28,718	20.29%
54	732	TEXAS A & M UNIVERSITY - KINGSVILLE	\$22,780,134	\$4,574,970	20.08%
55	644	TEXAS JUVENILE JUSTICE DEPT	\$11,316,444	\$2,247,422	19.86%
56	770	TEXAS A&M UNIVERSITY - CENTRAL TEXAS	\$6,108,236	\$1,211,803	19.84%
57	764	TEXAS A&M UNIVERSITY-TEXARKANA	\$7,137,358	\$1,407,430	19.72%
58	753	SAM HOUSTON STATE UNIVERSITY	\$24,518,073	\$4,780,604	19.50%
59	744	UT HEALTH SCIENCE CENTER - HOUSTON	\$214,596,771	\$41,736,394	19.45%
60	711	TEXAS A & M UNIVERSITY (MAIN UNIV)	\$298,875,822	\$58,055,309	19.42%
61	769	UNIVERSITY OF NORTH TEXAS SYSTEM	\$38,016,938	\$7,349,356	19.33%
62	760	TEXAS A & M UNIV - CORPUS CHRISTI	\$33,489,836	\$6,456,392	19.28%
63	773	UNIVERSITY OF NORTH TEXAS AT DALLAS	\$5,558,381	\$1,067,451	19.20%
64	710	THE TEXAS A&M UNIVERSITY SYSTEM	\$358,118,253	\$67,357,035	18.81%
65	746	UT RIO GRANDE VALLEY	\$38,920,660	\$7,275,147	18.69%
66	302	OFFICE OF THE ATTORNEY GENERAL	\$36,069,007	\$6,635,539	18.40%



FISCAL YEAR 2025 SEMI-ANNUAL HUB REPORT

AGENCIES RANKED BY HUB % OF EXPENDITURES

RANK	AGENCY #	AGENCY NAME	TOTAL EXPENDITURES	TOTAL HUB EXPENDITURES	HUB % of EXPENDITURES
67	360	STATE OFC OF ADMINISTRATIVE HEARINGS	\$494,957	\$89,121	18.01%
68	303	TEXAS FACILITIES COMMISSION	\$634,589,093	\$113,294,999	17.85%
69	738	UNIVERSITY OF TEXAS AT DALLAS	\$88,538,833	\$15,786,228	17.83%
70	312	STATE SECURITIES BOARD	\$203,250	\$35,944	17.68%
71	481	BOARD OF PROFESSIONAL GEOSCIENTISTS	\$27,429	\$4,749	17.31%
72	739	TX TECH UNIV HEALTH SCIENCES CENTER	\$69,176,548	\$11,815,863	17.08%
73	556	TEXAS A&M AGRILIFE RESEARCH	\$36,975,817	\$6,276,220	16.97%
74	719	TEXAS STATE TECHNICAL COLLEGE	\$38,961,716	\$6,611,782	16.97%
75	720	UNIVERSITY OF TEXAS SYSTEM	\$251,771,326	\$42,572,877	16.91%
76	580	TEXAS WATER DEVELOPMENT BOARD	\$7,900,181	\$1,329,998	16.84%
77	475	OFFICE OF PUBLIC UTILITY COUNSEL	\$197,077	\$31,905	16.19%
78	902	COMPTROLLER / FISCAL	\$7,704,047	\$1,242,022	16.12%
79	749	TEXAS A&M UNIVERSITY - SAN ANTONIO	\$15,633,999	\$2,505,903	16.03%
80	731	TEXAS WOMAN'S UNIVERSITY	\$77,766,393	\$12,396,401	15.94%
81	708	TEXAS A&M SYSTEM SHARED SERVICE CTR	\$14,216,179	\$2,264,726	15.93%
82	802	PARKS AND WILDLIFE DEPARTMENT	\$71,769,634	\$11,386,286	15.87%
83	503	TEXAS MEDICAL BOARD	\$1,934,728	\$302,600	15.64%
84	713	TARLETON STATE UNIVERSITY	\$45,550,400	\$7,055,839	15.49%
85	714	UNIVERSITY OF TEXAS AT ARLINGTON	\$142,113,984	\$21,999,606	15.48%
86	473	PUBLIC UTILITY COMMISSION OF TEXAS	\$1,070,279	\$156,785	14.65%
87	709	TEXAS A&M HEALTH SCIENCE CENTER	\$39,599,218	\$5,795,437	14.64%
88	737	ANGELO STATE UNIVERSITY	\$38,752,326	\$5,654,692	14.59%



FISCAL YEAR 2025 SEMI-ANNUAL HUB REPORT

AGENCIES RANKED BY HUB % OF EXPENDITURES

RANK	AGENCY #	AGENCY NAME	TOTAL EXPENDITURES	TOTAL HUB EXPENDITURES	HUB % of EXPENDITURES
89	403	TEXAS VETERANS COMMISSION	\$560,389	\$80,804	14.42%
90	535	TX LOW LEVEL RADIOACTIVE WASTE COMM	\$179,759	\$25,467	14.17%
91	326	TX EMERGENCY SVCS RETIREMENT SYST	\$518,126	\$71,845	13.87%
92	576	TEXAS A&M FOREST SERVICE	\$10,130,629	\$1,376,017	13.58%
93	774	TEXAS TECH HSC - EL PASO	\$33,600,537	\$4,560,602	13.57%
94	411	TX COMMISSION OF FIRE PROTECTION	\$134,256	\$18,215	13.57%
95	721	UNIVERSITY OF TEXAS AT AUSTIN	\$442,056,419	\$58,549,701	13.24%
96	452	DEPT OF LICENSING & REGULATION	\$6,030,313	\$793,916	13.17%
97	452	TX DEPT OF LICENSING & REGULATION	\$6,030,313	\$793,916	13.17%
98	716	TEXAS A&M ENGINEERING EXTENSION SERV	\$11,666,121	\$1,530,319	13.12%
99	712	TEXAS A&M ENGINEERING EXPERIMENT STA	\$17,772,356	\$2,329,726	13.11%
100	752	UNIVERSITY OF NORTH TEXAS	\$63,866,507	\$8,350,330	13.07%
101	554	TEXAS ANIMAL HEALTH COMMISSION	\$1,739,240	\$223,964	12.88%
102	313	DEPARTMENT OF INFORMATION RESOURCES	\$18,640,652	\$2,375,308	12.74%
103	507	TEXAS BOARD OF NURSING	\$1,298,968	\$164,749	12.68%
104	758	TEXAS STATE UNIVERSITY SYSTEM	\$1,870,764	\$234,912	12.56%
105	730	UNIVERSITY OF HOUSTON	\$164,391,337	\$20,642,495	12.56%
106	759	UNIVERSITY OF HOUSTON - CLEAR LAKE	\$8,002,807	\$988,260	12.35%
107	907	STATE ENERGY CONSERVATION OFFICE	\$778,889	\$95,858	12.31%
108	715	PRAIRIE VIEW A & M UNIVERSITY	\$73,328,130	\$8,977,345	12.24%
109	772	SCHOOL FOR THE DEAF	\$2,614,790	\$318,682	12.19%
110	301	OFFICE OF THE GOVERNOR	\$1,250,048	\$145,832	11.67%



FISCAL YEAR 2025 SEMI-ANNUAL HUB REPORT

AGENCIES RANKED BY HUB % OF EXPENDITURES

RANK	AGENCY #	AGENCY NAME	TOTAL EXPENDITURES	TOTAL HUB EXPENDITURES	HUB % of EXPENDITURES
111	409	COMMISSION ON JAIL STANDARDS	\$108,003	\$12,593	11.66%
112	781	TX HIGHER EDUCATION COORD BOARD	\$5,607,711	\$632,321	11.28%
113	405	DEPARTMENT OF PUBLIC SAFETY	\$149,815,041	\$16,783,467	11.20%
114	785	UNIV OF TEXAS HEALTH CENTER AT TYLER	\$20,433,356	\$2,217,187	10.85%
115	768	TEXAS TECH UNIV SYSTEM	\$12,640,110	\$1,367,697	10.82%
116	305	GENERAL LAND OFFICE	\$385,242,651	\$40,317,866	10.47%
117	754	TEXAS STATE UNIVERSITY	\$161,040,363	\$16,834,541	10.45%
118	745	UT HEALTH SCIENCE CENTER-SAN ANTONIO	\$284,042,109	\$28,999,685	10.21%
119	458	ALCOHOLIC BEVERAGE COMMISSION	\$5,984,442	\$610,207	10.20%
120	765	UNIVERSITY OF HOUSTON-VICTORIA	\$10,185,099	\$1,029,796	10.11%
121	763	UNT HEALTH SCIENCE CENTER	\$39,312,846	\$3,855,142	9.81%
122	788	LAMAR STATE COLLEGE - PORT ARTHUR	\$21,685,776	\$2,063,591	9.52%
123	537	DEPARTMENT OF STATE HEALTH SERVICES	\$191,371,122	\$16,943,952	8.85%
124	103	TEXAS LEGISLATIVE COUNCIL	\$7,609,219	\$625,174	8.22%
125	729	UT SOUTHWESTERN MEDICAL CENTER	\$1,036,654,495	\$83,135,076	8.02%
126	601	TEXAS DEPARTMENT OF TRANSPORTATION	\$7,934,964,541	\$632,532,612	7.97%
127	476	TEXAS RACING COMMISSION	\$258,096	\$20,530	7.95%
128	755	STEPHEN F AUSTIN STATE UNIVERSITY	\$38,063,681	\$2,839,004	7.46%
129	459	TX BOARD OF ARCHITECTURAL EXAMINERS	\$69,783	\$4,795	6.87%
130	735	MIDWESTERN STATE UNIVERSITY	\$24,402,972	\$1,654,297	6.78%
131	407	TEXAS COMMISSION ON LAW ENFORCEMENT	\$2,863,178	\$192,658	6.73%
132	723	UNIVERSITY OF TEXAS MEDICAL BRANCH	\$424,264,544	\$27,455,431	6.47%



FISCAL YEAR 2025 SEMI-ANNUAL HUB REPORT

AGENCIES RANKED BY HUB % OF EXPENDITURES

RANK	AGENCY #	AGENCY NAME	TOTAL EXPENDITURES	TOTAL HUB EXPENDITURES	HUB % of EXPENDITURES
133	506	UT MD ANDERSON CANCER CENTER	\$1,670,579,586	\$107,240,983	6.42%
134	742	UNIV OF TEX OF THE PERMIAN BASIN	\$42,809,297	\$2,735,257	6.39%
135	362	TEXAS LOTTERY COMMISSION	\$123,693,837	\$7,887,121	6.38%
136	575	TEXAS DIVISION OF EMERGENCY MANAGEME	\$109,206,908	\$6,847,973	6.27%
137	783	UNIVERSITY OF HOUSTON - SYSTEM	\$1,259,160	\$72,176	5.73%
138	750	UNIVERSITY OF TEXAS AT TYLER	\$23,488,141	\$1,332,241	5.67%
139	701	TEXAS EDUCATION AGENCY	\$150,626,887	\$8,361,299	5.55%
140	401	TEXAS MILITARY DEPARTMENT	\$235,810,863	\$13,007,404	5.52%
141	578	BOARD OF VETERINARY MED EXAMINERS	\$136,972	\$7,320	5.34%
142	222	COURT OF APPEALS - SECOND COURT	\$39,207	\$2,094	5.34%
143	364	HEALTH PROFESSIONS COUNCIL	\$537,546	\$26,860	5.00%
144	479	STATE OFFICE OF RISK MANAGEMENT	\$64,365	\$3,190	4.96%
145	771	SCHOOL/BLIND AND VISUALLY IMPAIRED	\$1,583,444	\$77,497	4.89%
146	228	COURT OF APPEALS - EIGHTH COURT	\$45,893	\$2,244	4.89%
147	104	LEGISLATIVE BUDGET BOARD	\$237,579	\$10,786	4.54%
148	102	HOUSE OF REPRESENTATIVES	\$815,775	\$36,635	4.49%
149	307	SECRETARY OF STATE	\$16,297,000	\$723,800	4.44%
150	460	TEXAS BD OF PROF ENGINEERS & LAND SU	\$219,031	\$9,411	4.30%
151	909	TEXAS BROADBAND DEVELOPMENT OFFICE	\$12,206,365	\$510,899	4.19%
152	306	TEXAS STATE LIBRARY & ARCHIVES COMM	\$6,723,225	\$256,083	3.81%
153	809	STATE PRESERVATION BOARD	\$16,198,297	\$599,413	3.70%
154	451	DEPARTMENT OF BANKING	\$805,692	\$29,279	3.63%



FISCAL YEAR 2025 SEMI-ANNUAL HUB REPORT

AGENCIES RANKED BY HUB % OF EXPENDITURES

RANK	AGENCY #	AGENCY NAME	TOTAL EXPENDITURES	TOTAL HUB EXPENDITURES	HUB % of EXPENDITURES
155	359	OFFICE OF PUBLIC INSURANCE COUNSEL	\$150,093	\$5,360	3.57%
156	504	TX STATE BOARD OF DENTAL EXAMINERS	\$303,639	\$10,520	3.46%
157	808	TEXAS HISTORICAL COMMISSION	\$19,529,651	\$645,472	3.31%
158	308	STATE AUDITOR'S OFFICE	\$4,556,752	\$149,357	3.28%
159	533	EXEC CNCL OF PHYSICAL & OCC THERAPY	\$27,324	\$885	3.24%
160	542	CANCER PREVENTION AND RESEARCH INSTI	\$8,139,623	\$262,321	3.22%
161	212	OFFICE OF COURT ADMINISTRATION	\$14,209,134	\$423,052	2.98%
162	515	TEXAS STATE BOARD OF PHARMACY	\$2,717,083	\$76,938	2.83%
163	225	COURT OF APPEALS - FIFTH COURT	\$183,577	\$5,197	2.83%
164	230	COURT OF APPEALS - TENTH COURT	\$21,610	\$593	2.75%
165	300	OFFICE OF THE GOVERNOR - FISCAL	\$30,125,208	\$818,107	2.72%
166	756	SUL ROSS STATE UNIVERSITY	\$2,108,405	\$56,394	2.67%
167	592	SOIL & WATER CONSERVATION BOARD	\$5,863,435	\$145,588	2.48%
168	233	COURT OF APPEALS - THIRTEENTH COURT	\$18,844	\$409	2.17%
169	231	COURT OF APPEALS - ELEVENTH COURT	\$24,620	\$492	2.00%
170	757	WEST TEXAS A & M UNIVERSITY	\$38,026,010	\$684,660	1.80%
171	211	COURT OF CRIMINAL APPEALS	\$34,812	\$532	1.53%
172	215	OFFICE OF CAPITAL AND FORENSIC WRITS	\$37,431	\$548	1.46%
173	213	OFFICE OF STATE PROSECUTING ATTORNEY	\$6,307	\$65	1.03%
174	448	OFFICE OF INJURED EMPLOYEE COUNSEL	\$72,384	\$675	0.93%
175	706	TEXAS PERMANENT SCHOOL FUND	\$17,253,394	\$131,882	0.76%
176	510	TEXAS BEHAVIORAL HEALTH EXECUTIVE CO	\$515,373	\$1,303	0.25%



FISCAL YEAR 2025 SEMI-ANNUAL HUB REPORT

AGENCIES RANKED BY HUB % OF EXPENDITURES

RANK	AGENCY #	AGENCY NAME	TOTAL EXPENDITURES	TOTAL HUB EXPENDITURES	HUB % of EXPENDITURES
177	105	LEGISLATIVE REFERENCE LIBRARY	\$42,343	0	0.00%
178	221	FIRST COURT OF APPEALS	\$17,799	0	0.00%
179	224	COURT OF APPEALS - FOURTH COURT	\$31,975	0	0.00%
180	226	COURT OF APPEALS - SIXTH COURT	\$14,610	0	0.00%
181	232	COURT OF APPEALS - TWELFTH DISTRICT	\$5,323	0	0.00%
182	234	COURT OF APPEALS -FOURTEENTH COURT	\$12,211	0	0.00%
183	242	COMMISSION ON JUDICIAL CONDUCT	\$94,357	0	0.00%
184	243	STATE LAW LIBRARY	\$174,017	0	0.00%
185	358	TEXAS SPACE COMMISSION	\$98,295	0	0.00%
186	908	TEXAS BULLION DEPOSITORY (PT OF 902)	\$707,930	0	0.00%

SECTION V - STATEWIDE GROUP PURCHASING



TEXAS HISTORICALLY UNDERUTILIZED BUSINESS (HUB) SEMI-ANNUAL REPORT RECEIVED FOR FISCAL YEAR 2025

SECTION V - STATEWIDE GROUP PURCHASING

Heavy Construction Unadjusted Goal is 11.2%

AGENCY #	TOTAL EXPENDITURE	TOTAL SPENT WITH HUBS	AMOUNT%	BLACK	AMOUNT%	HISPANIC	AMOUNT%	WOMAN	AMOUNT%	ASIAN PACIFIC	AMOUNT%	NATIVE AMERICAN	AMOUNT%	SERVICE-DISABLED VETERAN	AMOUNT%
731	\$78,240	\$78,240	100.00%	0	0.00%	\$13,420	17.15%	\$64,820	82.85%	0	0.00%	0	0.00%	0	0.00%
Totals:	\$78,240	\$78,240	100.00%	0	0.00%	\$13,420	17.15%	\$64,820	82.85%	0	0.00%	0	0.00%	0	0.00%

Building Construction Unadjusted Goal is 21.1%

AGENCY #	TOTAL EXPENDITURE	TOTAL SPENT WITH HUBS	AMOUNT%	BLACK	AMOUNT%	HISPANIC	AMOUNT%	WOMAN	AMOUNT%	ASIAN PACIFIC	AMOUNT%	NATIVE AMERICAN	AMOUNT%	SERVICE-DISABLED VETERAN	AMOUNT%
556	\$6,410,664	\$55,570	0.87%	\$55,570	0.87%	0	0.00%	0	0.00%	0	0.00%	0	0.00%	0	0.00%
709	\$214,415	\$29,475	13.75%	0	0.00%	0	0.00%	\$29,475	13.75%	0	0.00%	0	0.00%	0	0.00%
711	\$47,480	\$47,480	100.00%	0	0.00%	0	0.00%	\$47,480	100.00%	0	0.00%	0	0.00%	0	0.00%
715	\$28,756	\$28,756	100.00%	0	0.00%	0	0.00%	\$28,756	100.00%	0	0.00%	0	0.00%	0	0.00%
721	\$452,667	0	0.00%	0	0.00%	0	0.00%	0	0.00%	0	0.00%	0	0.00%	0	0.00%
729	\$624,513	\$445,213	71.29%	0	0.00%	\$87,817	14.06%	\$357,396	57.23%	0	0.00%	0	0.00%	0	0.00%
730	\$115,045	0	0.00%	0	0.00%	0	0.00%	0	0.00%	0	0.00%	0	0.00%	0	0.00%
731	\$2,805,508	\$2,805,508	100.00%	0	0.00%	\$12,300	0.44%	\$2,793,208	99.56%	0	0.00%	0	0.00%	0	0.00%
734	\$499,000	\$499,000	100.00%	0	0.00%	\$499,000	100.00%	0	0.00%	0	0.00%	0	0.00%	0	0.00%
735	\$70,494	\$70,494	100.00%	0	0.00%	\$13,371	18.97%	\$57,123	81.03%	0	0.00%	0	0.00%	0	0.00%
749	\$66,932	0	0.00%	0	0.00%	0	0.00%	0	0.00%	0	0.00%	0	0.00%	0	0.00%
753	\$777,930	\$155,603	20.00%	0	0.00%	\$31,370	4.03%	\$124,233	15.97%	0	0.00%	0	0.00%	0	0.00%
755	\$424,183	\$266,885	62.92%	0	0.00%	\$147,463	34.76%	\$119,422	28.15%	0	0.00%	0	0.00%	0	0.00%
787	\$13,710	\$13,710	100.00%	0	0.00%	\$13,710	100.00%	0	0.00%	0	0.00%	0	0.00%	0	0.00%
789	\$2,008,043	\$2,008,043	100.00%	0	0.00%	\$1,990,726	99.14%	\$17,317	0.86%	0	0.00%	0	0.00%	0	0.00%
Totals:	\$14,559,339	\$6,425,736	44.13%	\$55,570	0.38%	\$2,795,757	19.20%	\$3,574,409	24.55%	0	0.00%	0	0.00%	0	0.00%



TEXAS HISTORICALLY UNDERUTILIZED BUSINESS (HUB) SEMI-ANNUAL REPORT RECEIVED FOR FISCAL YEAR 2025

SECTION V - STATEWIDE GROUP PURCHASING

Special Trade Unadjusted Goal is 32.9%

AGENCY #	TOTAL EXPENDITURE	TOTAL SPENT WITH HUBS	AMOUNT%	BLACK	AMOUNT%	HISPANIC	AMOUNT%	WOMAN	AMOUNT%	ASIAN PACIFIC	AMOUNT%	NATIVE AMERICAN	AMOUNT%	SERVICE-DISABLED VETERAN	AMOUNT%
556	\$1,434,766	\$770,136	53.68%	\$121,710	8.48%	0	0.00%	\$648,426	45.19%	0	0.00%	0	0.00%	0	0.00%
709	\$36,739	0	0.00%	0	0.00%	0	0.00%	0	0.00%	0	0.00%	0	0.00%	0	0.00%
712	\$16,040	\$2,585	16.12%	\$2,585	16.12%	0	0.00%	0	0.00%	0	0.00%	0	0.00%	0	0.00%
715	\$54,913	\$54,913	100.00%	\$50	0.09%	\$40,884	74.45%	\$7,779	14.17%	0	0.00%	\$6,200	11.29%	0	0.00%
718	\$1,538	\$1,538	100.00%	0	0.00%	0	0.00%	\$1,538	100.00%	0	0.00%	0	0.00%	0	0.00%
720	\$134,180	\$118,932	88.64%	0	0.00%	0	0.00%	\$76,929	57.33%	0	0.00%	0	0.00%	\$42,003	31.30%
721	\$694,457	\$389,828	56.13%	0	0.00%	\$65,177	9.39%	\$324,652	46.75%	0	0.00%	0	0.00%	0	0.00%
723	\$353,126	0	0.00%	0	0.00%	0	0.00%	0	0.00%	0	0.00%	0	0.00%	0	0.00%
727	\$13,455	0	0.00%	0	0.00%	0	0.00%	0	0.00%	0	0.00%	0	0.00%	0	0.00%
729	\$4,483,223	\$473,464	10.56%	0	0.00%	\$151,057	3.37%	\$249,401	5.56%	\$33,150	0.74%	\$39,857	0.89%	0	0.00%
730	\$22,036	\$15,354	69.68%	0	0.00%	0	0.00%	0	0.00%	0	0.00%	0	0.00%	\$15,354	69.68%
731	\$284,943	\$284,943	100.00%	0	0.00%	\$94,338	33.11%	\$168,389	59.10%	0	0.00%	0	0.00%	\$22,217	7.80%
732	\$112,525	\$112,525	100.00%	0	0.00%	\$112,525	100.00%	0	0.00%	0	0.00%	0	0.00%	0	0.00%
734	\$545,399	\$545,399	100.00%	0	0.00%	\$454,573	83.35%	\$90,826	16.65%	0	0.00%	0	0.00%	0	0.00%
743	\$173,250	\$173,250	100.00%	0	0.00%	\$173,250	100.00%	0	0.00%	0	0.00%	0	0.00%	0	0.00%
750	\$31,460	0	0.00%	0	0.00%	0	0.00%	0	0.00%	0	0.00%	0	0.00%	0	0.00%
755	\$2,229,794	\$213,866	9.59%	0	0.00%	\$170,885	7.66%	\$42,981	1.93%	0	0.00%	0	0.00%	0	0.00%
758	\$26,984	0	0.00%	0	0.00%	0	0.00%	0	0.00%	0	0.00%	0	0.00%	0	0.00%
760	\$1,064,435	\$1,064,435	100.00%	0	0.00%	\$1,021,885	96.00%	\$42,550	4.00%	0	0.00%	0	0.00%	0	0.00%
783	\$1,316	0	0.00%	0	0.00%	0	0.00%	0	0.00%	0	0.00%	0	0.00%	0	0.00%
787	\$457,771	\$457,771	100.00%	0	0.00%	\$38,368	8.38%	\$419,403	91.62%	0	0.00%	0	0.00%	0	0.00%
789	\$2,465	\$2,465	100.00%	0	0.00%	0	0.00%	\$2,465	100.00%	0	0.00%	0	0.00%	0	0.00%
Totals:	\$12,174,815	\$4,681,405	38.45%	\$124,345	1.02%	\$2,322,941	19.08%	\$2,075,339	17.05%	\$33,150	0.27%	\$46,057	0.38%	\$79,574	0.65%



TEXAS HISTORICALLY UNDERUTILIZED BUSINESS (HUB) SEMI-ANNUAL REPORT RECEIVED FOR FISCAL YEAR 2025

SECTION V - STATEWIDE GROUP PURCHASING

Professional Services Unadjusted Goal is 23.7%

AGENCY #	TOTAL EXPENDITURE	TOTAL SPENT WITH HUBS	AMOUNT%	BLACK	AMOUNT%	HISPANIC	AMOUNT%	WOMAN	AMOUNT%	ASIAN PACIFIC	AMOUNT%	NATIVE AMERICAN	AMOUNT%	SERVICE-DISABLED VETERAN	AMOUNT%
720	\$741,103	0	0.00%	0	0.00%	0	0.00%	0	0.00%	0	0.00%	0	0.00%	0	0.00%
721	\$2,700	0	0.00%	0	0.00%	0	0.00%	0	0.00%	0	0.00%	0	0.00%	0	0.00%
723	\$7,194	0	0.00%	0	0.00%	0	0.00%	0	0.00%	0	0.00%	0	0.00%	0	0.00%
729	\$4,256,514	0	0.00%	0	0.00%	0	0.00%	0	0.00%	0	0.00%	0	0.00%	0	0.00%
730	\$264,383	0	0.00%	0	0.00%	0	0.00%	0	0.00%	0	0.00%	0	0.00%	0	0.00%
785	\$660	\$660	100.00%	0	0.00%	0	0.00%	\$660	100.00%	0	0.00%	0	0.00%	0	0.00%
Totals:	\$5,272,554	\$660	0.01%	0	0.00%	0	0.00%	\$660	0.01%	0	0.00%	0	0.00%	0	0.00%

Other Services Unadjusted Goal is 26%

AGENCY #	TOTAL EXPENDITURE	TOTAL SPENT WITH HUBS	AMOUNT%	BLACK	AMOUNT%	HISPANIC	AMOUNT%	WOMAN	AMOUNT%	ASIAN PACIFIC	AMOUNT%	NATIVE AMERICAN	AMOUNT%	SERVICE-DISABLED VETERAN	AMOUNT%
403	\$2,144	\$2,144	100.00%	0	0.00%	0	0.00%	\$2,144	100.00%	0	0.00%	0	0.00%	0	0.00%
556	\$232,928	\$169,303	72.68%	\$151,171	64.90%	\$15,198	6.52%	\$2,933	1.26%	0	0.00%	0	0.00%	0	0.00%
557	\$37,867	0	0.00%	0	0.00%	0	0.00%	0	0.00%	0	0.00%	0	0.00%	0	0.00%
575	\$95,014	\$14,765	15.54%	\$239	0.25%	\$14,427	15.18%	\$99	0.10%	0	0.00%	0	0.00%	0	0.00%
709	\$431,771	\$13,973	3.24%	0	0.00%	0	0.00%	\$7,630	1.77%	0	0.00%	0	0.00%	\$6,343	1.47%
711	\$789,679	\$154,007	19.50%	\$9,246	1.17%	0	0.00%	\$140,350	17.77%	\$1,464	0.19%	0	0.00%	\$2,946	0.37%
712	\$61,911	\$12,962	20.94%	\$1,045	1.69%	\$619	1.00%	\$11,298	18.25%	0	0.00%	0	0.00%	0	0.00%
715	\$950,054	\$950,054	100.00%	\$129,188	13.60%	\$264,052	27.79%	\$92,268	9.71%	\$464,546	48.90%	0	0.00%	0	0.00%
718	\$45,941	0	0.00%	0	0.00%	0	0.00%	0	0.00%	0	0.00%	0	0.00%	0	0.00%
720	\$724,632	\$119,969	16.56%	\$97,496	13.45%	\$4,850	0.67%	\$13,943	1.92%	0	0.00%	0	0.00%	\$3,680	0.51%
721	\$4,162,890	\$217,191	5.22%	0	0.00%	\$30,613	0.74%	\$186,578	4.48%	0	0.00%	0	0.00%	0	0.00%
723	\$2,888,677	\$1,712,588	59.29%	\$1,678,457	58.10%	\$34,130	1.18%	0	0.00%	0	0.00%	0	0.00%	0	0.00%
727	\$23,033	\$11,809	51.27%	\$1,885	8.18%	0	0.00%	\$9,924	43.08%	0	0.00%	0	0.00%	0	0.00%
729	\$34,371,920	\$4,372,217	12.72%	\$1,376,548	4.00%	\$2,774,881	8.07%	\$209,902	0.61%	\$10,886	0.03%	0	0.00%	0	0.00%



TEXAS HISTORICALLY UNDERUTILIZED BUSINESS (HUB) SEMI-ANNUAL REPORT RECEIVED FOR FISCAL YEAR 2025

SECTION V - STATEWIDE GROUP PURCHASING

AGENCY #	TOTAL EXPENDITURE	TOTAL SPENT WITH HUBS	AMOUNT%	BLACK	AMOUNT%	HISPANIC	AMOUNT%	WOMAN	AMOUNT%	ASIAN PACIFIC	AMOUNT%	NATIVE AMERICAN	AMOUNT%	SERVICE-DISABLED VETERAN	AMOUNT%
730	\$9,736,769	\$405,913	4.17%	\$15,800	0.16%	\$144,011	1.48%	\$16,415	0.17%	\$229,687	2.36%	0	0.00%	0	0.00%
731	\$584,996	\$584,996	100.00%	\$662	0.11%	\$32,011	5.47%	\$201,825	34.50%	\$286,364	48.95%	0	0.00%	\$64,134	10.96%
732	\$107,574	\$107,574	100.00%	0	0.00%	\$55,965	52.02%	\$51,609	47.98%	0	0.00%	0	0.00%	0	0.00%
734	\$417,141	\$417,141	100.00%	\$25,470	6.11%	\$22,951	5.50%	\$368,721	88.39%	0	0.00%	0	0.00%	0	0.00%
743	\$19,470	\$19,470	100.00%	\$19,470	100.00%	0	0.00%	0	0.00%	0	0.00%	0	0.00%	0	0.00%
749	\$860,920	0	0.00%	0	0.00%	0	0.00%	0	0.00%	0	0.00%	0	0.00%	0	0.00%
750	\$144,219	\$105,223	72.96%	\$84,661	58.70%	0	0.00%	0	0.00%	\$20,562	14.26%	0	0.00%	0	0.00%
754	\$32,200	0	0.00%	0	0.00%	0	0.00%	0	0.00%	0	0.00%	0	0.00%	0	0.00%
755	\$527,538	0	0.00%	0	0.00%	0	0.00%	0	0.00%	0	0.00%	0	0.00%	0	0.00%
758	\$9,817	0	0.00%	0	0.00%	0	0.00%	0	0.00%	0	0.00%	0	0.00%	0	0.00%
760	\$6,028	\$6,028	100.00%	0	0.00%	0	0.00%	\$6,028	100.00%	0	0.00%	0	0.00%	0	0.00%
783	\$270,641	\$893	0.33%	0	0.00%	\$618	0.23%	0	0.00%	0	0.00%	0	0.00%	\$275	0.10%
785	\$93,166	\$93,166	100.00%	\$56,196	60.32%	\$1,137	1.22%	\$35,833	38.46%	0	0.00%	0	0.00%	0	0.00%
787	\$10,202	\$10,202	100.00%	0	0.00%	0	0.00%	\$10,202	100.00%	0	0.00%	0	0.00%	0	0.00%
788	\$660	\$660	100.00%	0	0.00%	0	0.00%	\$660	100.00%	0	0.00%	0	0.00%	0	0.00%
789	\$45,764	\$45,764	100.00%	0	0.00%	0	0.00%	\$45,764	100.00%	0	0.00%	0	0.00%	0	0.00%
Totals:	\$57,685,563	\$9,548,011	16.55%	\$3,647,536	6.32%	\$3,395,462	5.89%	\$1,414,125	2.45%	\$1,013,509	1.76%	0	0.00%	\$77,378	0.13%

Commodity Purchasing Unadjusted Goal is 21.1%

AGENCY #	TOTAL EXPENDITURE	TOTAL SPENT WITH HUBS	AMOUNT%	BLACK	AMOUNT%	HISPANIC	AMOUNT%	WOMAN	AMOUNT%	ASIAN PACIFIC	AMOUNT%	NATIVE AMERICAN	AMOUNT%	SERVICE-DISABLED VETERAN	AMOUNT%
403	\$376	\$376	100.00%	0	0.00%	0	0.00%	\$376	100.00%	0	0.00%	0	0.00%	0	0.00%
555	\$1,260,158	\$831,180	65.96%	0	0.00%	\$831,180	65.96%	0	0.00%	0	0.00%	0	0.00%	0	0.00%
556	\$4,591,154	\$3,467,708	75.53%	\$2,412,181	52.54%	\$979,196	21.33%	\$76,331	1.66%	0	0.00%	0	0.00%	0	0.00%
557	\$449,074	\$366,624	81.64%	0	0.00%	\$366,624	81.64%	0	0.00%	0	0.00%	0	0.00%	0	0.00%
575	\$733,678	\$194,211	26.47%	\$145,274	19.80%	\$34,418	4.69%	\$14,518	1.98%	0	0.00%	0	0.00%	0	0.00%



TEXAS HISTORICALLY UNDERUTILIZED BUSINESS (HUB) SEMI-ANNUAL REPORT RECEIVED FOR FISCAL YEAR 2025

SECTION V - STATEWIDE GROUP PURCHASING

AGENCY #	TOTAL EXPENDITURE	TOTAL SPENT WITH HUBS	AMOUNT%	BLACK	AMOUNT%	HISPANIC	AMOUNT%	WOMAN	AMOUNT%	ASIAN PACIFIC	AMOUNT%	NATIVE AMERICAN	AMOUNT%	SERVICE-DISABLED VETERAN	AMOUNT%
709	\$2,639,182	\$165,520	6.27%	0	0.00%	\$51,224	1.94%	\$50,862	1.93%	0	0.00%	0	0.00%	\$63,434	2.40%
711	\$5,579,881	\$2,852,656	51.12%	\$18,792	0.34%	\$62,928	1.13%	\$1,609,287	28.84%	\$1,094,859	19.62%	0	0.00%	\$66,791	1.20%
712	\$1,525,574	\$952,159	62.41%	\$396,070	25.96%	\$359,105	23.54%	\$196,137	12.86%	0	0.00%	0	0.00%	\$848	0.06%
715	\$3,291,955	\$3,291,955	100.00%	\$1,724,807	52.39%	\$620,586	18.85%	\$334,601	10.16%	\$611,962	18.59%	0	0.00%	0	0.00%
716	\$136,930	0	0.00%	0	0.00%	0	0.00%	0	0.00%	0	0.00%	0	0.00%	0	0.00%
718	\$69,996	0	0.00%	0	0.00%	0	0.00%	0	0.00%	0	0.00%	0	0.00%	0	0.00%
720	\$1,905,850	\$1,259,087	66.06%	\$896,529	47.04%	\$12,668	0.66%	\$349,889	18.36%	0	0.00%	0	0.00%	0	0.00%
721	\$16,339,862	\$2,053,980	12.57%	\$787,815	4.82%	\$994,956	6.09%	\$271,208	1.66%	0	0.00%	0	0.00%	0	0.00%
723	\$68,414,263	\$5,709,371	8.35%	\$3,143,249	4.59%	\$1,635,929	2.39%	\$930,194	1.36%	0	0.00%	0	0.00%	0	0.00%
727	\$821,453	\$713,825	86.90%	\$653,414	79.54%	\$7,611	0.93%	\$52,800	6.43%	0	0.00%	0	0.00%	0	0.00%
729	\$59,073,594	\$4,915,324	8.32%	\$2,134,955	3.61%	\$1,188,841	2.01%	\$1,567,426	2.65%	\$24,101	0.04%	0	0.00%	0	0.00%
730	\$3,794,384	\$104,319	2.75%	\$56,576	1.49%	0	0.00%	\$17,743	0.47%	\$30,000	0.79%	0	0.00%	0	0.00%
731	\$892,979	\$892,979	100.00%	\$15,409	1.73%	\$518,710	58.09%	\$354,751	39.73%	0	0.00%	0	0.00%	\$4,110	0.46%
732	\$406,228	\$406,228	100.00%	0	0.00%	\$185,421	45.64%	\$220,806	54.36%	0	0.00%	0	0.00%	0	0.00%
734	\$490,996	\$490,996	100.00%	\$57,062	11.62%	\$200,283	40.79%	\$233,651	47.59%	0	0.00%	0	0.00%	0	0.00%
735	\$94,636	\$38,095	40.25%	\$16,413	17.34%	0	0.00%	\$21,681	22.91%	0	0.00%	0	0.00%	0	0.00%
743	\$1,625,185	\$1,380,321	84.93%	\$434,154	26.71%	\$943,368	58.05%	\$2,799	0.17%	0	0.00%	0	0.00%	0	0.00%
749	\$2,966,277	\$43,093	1.45%	0	0.00%	0	0.00%	\$43,093	1.45%	0	0.00%	0	0.00%	0	0.00%
750	\$639,934	\$474,635	74.17%	\$358,944	56.09%	\$102,294	15.99%	\$13,396	2.09%	0	0.00%	0	0.00%	0	0.00%
753	\$152,258	\$21,343	14.02%	0	0.00%	\$18,995	12.48%	\$2,348	1.54%	0	0.00%	0	0.00%	0	0.00%
754	\$2,274,147	\$950,496	41.80%	\$832,915	36.63%	\$117,581	5.17%	0	0.00%	0	0.00%	0	0.00%	0	0.00%
755	\$2,050,704	\$403,086	19.66%	0	0.00%	0	0.00%	\$403,086	19.66%	0	0.00%	0	0.00%	0	0.00%
758	\$129,609	\$25,847	19.94%	\$25,847	19.94%	0	0.00%	0	0.00%	0	0.00%	0	0.00%	0	0.00%
760	\$807,426	\$807,426	100.00%	\$487,024	60.32%	\$5,805	0.72%	\$314,597	38.96%	0	0.00%	0	0.00%	0	0.00%
783	\$79,737	0	0.00%	0	0.00%	0	0.00%	0	0.00%	0	0.00%	0	0.00%	0	0.00%



TEXAS HISTORICALLY UNDERUTILIZED BUSINESS (HUB) SEMI-ANNUAL REPORT RECEIVED FOR FISCAL YEAR 2025

SECTION V - STATEWIDE GROUP PURCHASING

AGENCY #	TOTAL EXPENDITURE	TOTAL SPENT WITH HUBS	AMOUNT%	BLACK	AMOUNT%	HISPANIC	AMOUNT%	WOMAN	AMOUNT%	ASIAN PACIFIC	AMOUNT%	NATIVE AMERICAN	AMOUNT%	SERVICE-DISABLED VETERAN	AMOUNT%
785	\$737,649	\$737,649	100.00%	\$113,601	15.40%	\$109,034	14.78%	\$511,930	69.40%	\$3,084	0.42%	0	0.00%	0	0.00%
787	\$243,584	\$6,068	2.49%	0	0.00%	\$697	0.29%	\$5,371	2.20%	0	0.00%	0	0.00%	0	0.00%
788	\$11,128	\$11,128	100.00%	0	0.00%	\$1,505	13.53%	\$9,623	86.47%	0	0.00%	0	0.00%	0	0.00%
789	\$180,340	\$180,340	100.00%	\$23,279	12.91%	\$16,055	8.90%	\$141,007	78.19%	0	0.00%	0	0.00%	0	0.00%
Totals:	\$184,410,181	\$33,748,025	18.30%	\$14,734,312	7.99%	\$9,365,014	5.08%	\$7,749,511	4.20%	\$1,764,006	0.96%	0	0.00%	\$135,183	0.07%

**SECTION VI - STATEWIDE PURCHASES AWARDED AND MANAGED
BY THE COMPTROLLER'S STATEWIDE PROCUREMENT DIVISION
AND TEXAS FACILITIES COMMISSION**



TEXAS HISTORICALLY UNDERUTILIZED BUSINESS (HUB) SEMI-ANNUAL REPORT RECEIVED FOR FISCAL YEAR 2025

SECTION VI - STATEWIDE PURCHASES AWARDED AND MANAGED BY CPA

STATEWIDE PROCUREMENT

	TOTAL PURCHASES	TOTAL SPENT WITH CERTIFIED HUB’S AMOUNT / %	BLACK AMOUNT / %	HISPANIC AMOUNT / %	WOMAN AMOUNT / %	ASIAN PACIFIC AMOUNT / %	NATIVE AMERICAN AMOUNT / %	SERVICE-DISABLED VETERAN AMOUNT / %
Texas SmartBuy	\$317,475,916	\$9,866,195 / 3.11%	\$157,941 / 0.05%	\$2,200,254 / 0.69%	\$6,919,218 / 2.18%	\$588,782 / 0.19%	0 / 0.00%	0 / 0.00%

CPA - TERM CONTRACTS (PAYMENTS MADE)

RECORD TYPE	TOTAL EXPENDITURES	TOTAL SPENT WITH CERTIFIED HUB’S AMOUNT / %	BLACK AMOUNT / %	HISPANIC AMOUNT / %	WOMAN AMOUNT / %	ASIAN PACIFIC AMOUNT / %	NATIVE AMERICAN AMOUNT / %	SERVICE-DISABLED VETERAN AMOUNT / %
Heavy Construction Unadjusted Goal is 11.2%								
TC	\$32,252	0 / 0.00%	0 / 0.00%	0 / 0.00%	0 / 0.00%	0 / 0.00%	0 / 0.00%	0 / 0.00%
Building Construction Unadjusted Goal is 21.1%								
TC	\$1,580,257	\$893,806 / 56.56%	0 / 0.00%	0 / 0.00%	\$893,806 / 56.56%	0 / 0.00%	0 / 0.00%	0 / 0.00%
Special Trade Unadjusted Goal is 32.9%								
TC	\$437,284	0 / 0.00%	0 / 0.00%	0 / 0.00%	0 / 0.00%	0 / 0.00%	0 / 0.00%	0 / 0.00%
Professional Services Unadjusted Goal is 23.7%								
TC	\$1,004,445	\$16,800 / 1.67%	\$16,800 / 1.67%	0 / 0.00%	0 / 0.00%	0 / 0.00%	0 / 0.00%	0 / 0.00%
Other Services Unadjusted Goal is 26%								
TC	\$15,804,431	\$124,242 / 0.79%	0 / 0.00%	\$86,481 / 0.55%	\$37,761 / 0.24%	0 / 0.00%	0 / 0.00%	0 / 0.00%
Commodity Purchasing Unadjusted Goal is 21.1%								
TC	\$276,921,216	\$10,273,111 / 3.71%	\$6,155 / 0.00%	\$1,084,620 / 0.39%	\$8,772,617 / 3.17%	\$409,107 / 0.15%	0 / 0.00%	\$610 / 0.00%



TEXAS HISTORICALLY UNDERUTILIZED BUSINESS (HUB) SEMI-ANNUAL REPORT RECEIVED FOR FISCAL YEAR 2025

SECTION VI - STATEWIDE PURCHASES AWARDED AND MANAGED BY TFC

***** DESIGN AND CONSTRUCTION DIVISION *****

TFC ARCHITECTURAL AND ENGINEERING PROJECTS - Professional Services Unadjusted Goal is 23.7%

RECORD TYPE	TOTAL EXPENDITURES	TOTAL SPENT WITH HUBS AMOUNT / %	BLACK AMOUNT / %	HISPANIC AMOUNT / %	WOMAN AMOUNT / %	ASIAN PACIFIC AMOUNT / %	NATIVE AMERICAN AMOUNT / %	SERVICE-DISABLED VETERAN AMOUNT / %
T	\$3,281,077	\$97,051 / 2.96%	\$0 / 0.00%	\$0 / 0.00%	\$0 / 0.00%	\$0 / 0.00%	\$0 / 0.00%	\$97,051 / 2.96%
S	***	\$2,760 / 0.08%	\$0 / 0.00%	\$2,760 / 0.08%	\$0 / 0.00%	\$0 / 0.00%	\$0 / 0.00%	\$0 / 0.00%
TOTAL:	\$3,281,077	\$99,811 / 3.04%	\$0 / 0.00%	\$2,760 / 0.08%	\$0 / 0.00%	\$0 / 0.00%	\$0 / 0.00%	\$97,051 / 2.96%

TFC ARCHITECTURAL AND ENGINEERING PROJECTS - Other Services Unadjusted Goal is 26%

RECORD TYPE	TOTAL EXPENDITURES	TOTAL SPENT WITH HUBS AMOUNT / %	BLACK AMOUNT / %	HISPANIC AMOUNT / %	WOMAN AMOUNT / %	ASIAN PACIFIC AMOUNT / %	NATIVE AMERICAN AMOUNT / %	SERVICE-DISABLED VETERAN AMOUNT / %
T	\$30,949,322	\$1,546,208 / 5.00%	\$67,944 / 0.22%	\$28,600 / 0.09%	\$294,426 / 0.95%	\$0 / 0.00%	\$0 / 0.00%	\$1,155,238 / 3.73%
S	***	\$10,788,069 / 34.86%	\$0 / 0.00%	\$8,308,913 / 26.85%	\$2,317,423 / 7.49%	\$4,780 / 0.02%	\$37,964 / 0.12%	\$118,988 / 0.38%
TOTAL:	\$30,949,322	\$12,334,277 / 39.85%	\$67,944 / 0.22%	\$8,337,513 / 26.94%	\$2,611,849 / 8.44%	\$4,780 / 0.02%	\$37,964 / 0.12%	\$1,274,226 / 4.12%

TFC CONSTRUCTION PROJECTS - Building Construction Unadjusted Goal is 21.1%

RECORD TYPE	TOTAL EXPENDITURES	TOTAL SPENT WITH HUBS AMOUNT / %	BLACK AMOUNT / %	HISPANIC AMOUNT / %	WOMAN AMOUNT / %	ASIAN PACIFIC AMOUNT / %	NATIVE AMERICAN AMOUNT / %	SERVICE-DISABLED VETERAN AMOUNT / %
T	\$567,099,910	\$4,768,545 / 0.84%	\$0 / 0.00%	\$1,939,338 / 0.34%	\$1,915,627 / 0.34%	\$0 / 0.00%	\$659,851 / 0.12%	\$253,730 / 0.04%
S	***	\$85,780,266 / 15.13%	\$1,275,884 / 0.22%	\$55,973,892 / 9.87%	\$24,229,525 / 4.27%	\$352,064 / 0.06%	\$207,918 / 0.04%	\$3,740,984 / 0.66%
TOTAL:	\$567,099,910	\$90,548,811 / 15.97%	\$1,275,884 / 0.22%	\$57,913,230 / 10.21%	\$26,145,152 / 4.61%	\$352,064 / 0.06%	\$867,769 / 0.15%	\$3,994,713 / 0.70%

TFC CONSTRUCTION PROJECTS - Special Trade Unadjusted Goal is 32.9%

RECORD TYPE	TOTAL EXPENDITURES	TOTAL SPENT WITH HUBS AMOUNT / %	BLACK AMOUNT / %	HISPANIC AMOUNT / %	WOMAN AMOUNT / %	ASIAN PACIFIC AMOUNT / %	NATIVE AMERICAN AMOUNT / %	SERVICE-DISABLED VETERAN AMOUNT / %
T	\$0	\$0 / 0.00%	\$0 / 0.00%	\$0 / 0.00%	\$0 / 0.00%	\$0 / 0.00%	\$0 / 0.00%	\$0 / 0.00%
S	***	\$0 / 0.00%	\$0 / 0.00%	\$0 / 0.00%	\$0 / 0.00%	\$0 / 0.00%	\$0 / 0.00%	\$0 / 0.00%
TOTAL:	\$0	\$0 / 0.00%	\$0 / 0.00%	\$0 / 0.00%	\$0 / 0.00%	\$0 / 0.00%	\$0 / 0.00%	\$0 / 0.00%

T = TREASURY, N = NON_TREASURY, S = SUBCONTRACTOR FUNDS & PROCUREMENT CARD HUB PURCHASES, TC = TERM CONTRACT, I = INTER GOVERNMENTAL PAYMENTS



TEXAS HISTORICALLY UNDERUTILIZED BUSINESS (HUB) SEMI-ANNUAL REPORT RECEIVED FOR FISCAL YEAR 2025

SECTION VI - STATEWIDE PURCHASES AWARDED AND MANAGED BY TFC

TFC CONSTRUCTION PROJECTS - Other Services Unadjusted Goal is 26%

RECORD TYPE	TOTAL EXPENDITURES	TOTAL SPENT WITH HUBS AMOUNT / %	BLACK AMOUNT / %	HISPANIC AMOUNT / %	WOMAN AMOUNT / %	ASIAN PACIFIC AMOUNT / %	NATIVE AMERICAN AMOUNT / %	SERVICE-DISABLED VETERAN AMOUNT / %
T	\$5,032,071	\$135,233 / 2.69%	\$0 / 0.00%	\$2,401 / 0.05%	\$0 / 0.00%	\$132,832 / 2.64%	\$0 / 0.00%	\$0 / 0.00%
S	***	\$0 / 0.00%	\$0 / 0.00%	\$0 / 0.00%	\$0 / 0.00%	\$0 / 0.00%	\$0 / 0.00%	\$0 / 0.00%
TOTAL:	\$5,032,071	\$135,233 / 2.69%	\$0 / 0.00%	\$2,401 / 0.05%	\$0 / 0.00%	\$132,832 / 2.64%	\$0 / 0.00%	\$0 / 0.00%

T = TREASURY, N = NON_TREASURY, S = SUBCONTRACTOR FUNDS & PROCUREMENT CARD HUB PURCHASES, TC = TERM CONTRACT, I = INTER GOVERNMENTAL PAYMENTS

SECTION VII - STATE AGENCY EXPENDITURE DATA

TEXAS HISTORICALLY UNDERUTILIZED BUSINESS (HUB) SEMI-ANNUAL REPORT FOR FISCAL YEAR 2025/AGENCY LIST SORTED BY AGENCY NAME

235	15TH COURT OF APPEALS	734	LAMAR UNIVERSITY - BEAUMONT	761	TEXAS A & M INTERNATIONAL UNIVERSITY	754	TEXAS STATE UNIVERSITY
458	ALCOHOLIC BEVERAGE COMMISSION	104	LEGISLATIVE BUDGET BOARD	708	TEXAS A&M SYSTEM SHARED SERVICE CTR	758	TEXAS STATE UNIVERSITY SYSTEM
737	ANGELO STATE UNIVERSITY	105	LEGISLATIVE REFERENCE LIBRARY	727	TEXAS A&M TRANSPORTATION INSTITUTE	774	TEXAS TECH HSC - EL PASO
508	BOARD OF CHIROPRACTIC EXAMINERS	735	MIDWESTERN STATE UNIVERSITY	760	TEXAS A & M UNIV - CORPUS CHRISTI	733	TEXAS TECH UNIVERSITY
456	BOARD OF PLUMBING EXAMINERS	215	OFFICE OF CAPITAL AND FORENSIC WRITS	718	TEXAS A & M UNIVERSITY AT GALVESTON	768	TEXAS TECH UNIV SYSTEM
481	BOARD OF PROFESSIONAL GEOSCIENTISTS	212	OFFICE OF COURT ADMINISTRATION	770	TEXAS A&M UNIVERSITY - CENTRAL TEXAS	403	TEXAS VETERANS COMMISSION
578	BOARD OF VETERINARY MED EXAMINERS	448	OFFICE OF INJURED EMPLOYEE COUNSEL	732	TEXAS A & M UNIVERSITY - KINGSVILLE	580	TEXAS WATER DEVELOPMENT BOARD
542	CANCER PREVENTION AND RESEARCH INSTI	359	OFFICE OF PUBLIC INSURANCE COUNSEL	711	TEXAS A & M UNIVERSITY (MAIN UNIV)	731	TEXAS WOMAN'S UNIVERSITY
409	COMMISSION ON JAIL STANDARDS	475	OFFICE OF PUBLIC UTILITY COUNSEL	749	TEXAS A&M UNIVERSITY - SAN ANTONIO	320	TEXAS WORKFORCE COMMISSION
242	COMMISSION ON JUDICIAL CONDUCT	213	OFFICE OF STATE PROSECUTING ATTORNEY	764	TEXAS A&M UNIVERSITY-TEXARKANA	710	THE TEXAS A&M UNIVERSITY SYSTEM
477	COMM/STATE EMERGENCY COMMUNICATION	302	OFFICE OF THE ATTORNEY GENERAL	554	TEXAS ANIMAL HEALTH COMMISSION	557	TX A&M VETERINARY MED DIAGNOSTIC LAB
902	COMPTROLLER / FISCAL	301	OFFICE OF THE GOVERNOR	460	TEXAS BD OF PROF ENGINEERS & LAND SU	459	TX BOARD OF ARCHITECTURAL EXAMINERS
304	COMPTROLLER OF PUBLIC ACCOUNTS	300	OFFICE OF THE GOVERNOR - FISCAL	510	TEXAS BEHAVIORAL HEALTH EXECUTIVE CO	411	TX COMMISSION OF FIRE PROTECTION
466	CONSUMER CREDIT COMMISSIONER	802	PARKS AND WILDLIFE DEPARTMENT	507	TEXAS BOARD OF NURSING	332	TX DEPT OF HOUSING & COMM AFFAIRS
228	COURT OF APPEALS - EIGHTH COURT	715	PRAIRIE VIEW A & M UNIVERSITY	352	TEXAS BOND REVIEW BOARD	452	TX DEPT OF LICENSING & REGULATION
231	COURT OF APPEALS - ELEVENTH COURT	315	PREPAID HIGHER ED TUITION BOARD	909	TEXAS BROADBAND DEVELOPMENT OFFICE	326	TX EMERGENCY SVCS RETIREMENT SYST
225	COURT OF APPEALS - FIFTH COURT	473	PUBLIC UTILITY COMMISSION OF TEXAS	908	TEXAS BULLION DEPOSITORY (PT OF 902)	781	TX HIGHER EDUCATION COORD BOARD
234	COURT OF APPEALS -FOURTEENTH COURT	455	RAILROAD COMMISSION OF TEXAS	407	TEXAS COMMISSION ON LAW ENFORCEMENT	535	TX LOW LEVEL RADIOACTIVE WASTE COMM
224	COURT OF APPEALS - FOURTH COURT	329	REAL ESTATE COMMISSION	813	TEXAS COMMISSION ON THE ARTS	504	TX STATE BOARD OF DENTAL EXAMINERS
222	COURT OF APPEALS - SECOND COURT	753	SAM HOUSTON STATE UNIVERSITY	582	TEXAS COMM ON ENVIRONMENTAL QUALITY	739	TX TECH UNIV HEALTH SCIENCES CENTER
227	COURT OF APPEALS - SEVENTH COURT	771	SCHOOL/BLIND AND VISUALLY IMPAIRED	454	TEXAS DEPARTMENT OF INSURANCE	730	UNIVERSITY OF HOUSTON
226	COURT OF APPEALS - SIXTH COURT	772	SCHOOL FOR THE DEAF	608	TEXAS DEPARTMENT OF MOTOR VEHICLES	759	UNIVERSITY OF HOUSTON - CLEAR LAKE
230	COURT OF APPEALS - TENTH COURT	307	SECRETARY OF STATE	601	TEXAS DEPARTMENT OF TRANSPORTATION	784	UNIVERSITY OF HOUSTON - DOWNTOWN
233	COURT OF APPEALS - THIRTEENTH COURT	592	SOIL & WATER CONSERVATION BOARD	696	TEXAS DEPT OF CRIMINAL JUSTICE	783	UNIVERSITY OF HOUSTON - SYSTEM
232	COURT OF APPEALS - TWELFTH DISTRICT	308	STATE AUDITOR'S OFFICE	575	TEXAS DIVISION OF EMERGENCY MANAGEME	765	UNIVERSITY OF HOUSTON-VICTORIA
211	COURT OF CRIMINAL APPEALS	457	STATE BOARD OF PUBLIC ACCOUNTANCY	701	TEXAS EDUCATION AGENCY	752	UNIVERSITY OF NORTH TEXAS
469	CREDIT UNION DEPARTMENT	907	STATE ENERGY CONSERVATION OFFICE	356	TEXAS ETHICS COMMISSION	773	UNIVERSITY OF NORTH TEXAS AT DALLAS
551	DEPARTMENT OF AGRICULTURE	243	STATE LAW LIBRARY	303	TEXAS FACILITIES COMMISSION	769	UNIVERSITY OF NORTH TEXAS SYSTEM
451	DEPARTMENT OF BANKING	360	STATE OFC OF ADMINISTRATIVE HEARINGS	513	TEXAS FUNERAL SERVICE COMMISSION	714	UNIVERSITY OF TEXAS AT ARLINGTON
313	DEPARTMENT OF INFORMATION RESOURCES	479	STATE OFFICE OF RISK MANAGEMENT	808	TEXAS HISTORICAL COMMISSION	721	UNIVERSITY OF TEXAS AT AUSTIN
405	DEPARTMENT OF PUBLIC SAFETY	338	STATE PENSION REVIEW BOARD	644	TEXAS JUVENILE JUSTICE DEPT	738	UNIVERSITY OF TEXAS AT DALLAS
537	DEPARTMENT OF STATE HEALTH SERVICES	809	STATE PRESERVATION BOARD	103	TEXAS LEGISLATIVE COUNCIL	724	UNIVERSITY OF TEXAS AT EL PASO
530	DEPT FAMILY AND PROTECTIVE SERVICES	312	STATE SECURITIES BOARD	362	TEXAS LOTTERY COMMISSION	743	UNIVERSITY OF TEXAS AT SAN ANTONIO
450	DEPT OF SAVINGS & MORTGAGE LENDING	755	STEPHEN F AUSTIN STATE UNIVERSITY	503	TEXAS MEDICAL BOARD	750	UNIVERSITY OF TEXAS AT TYLER
751	EAST TEXAS A&M UNIVERSITY	756	SUL ROSS STATE UNIVERSITY	401	TEXAS MILITARY DEPARTMENT	723	UNIVERSITY OF TEXAS MEDICAL BRANCH
327	EMPLOYEES RETIREMENT SYSTEM	116	SUNSET ADVISORY BOARD	514	TEXAS OPTOMETRY BOARD	720	UNIVERSITY OF TEXAS SYSTEM
533	EXEC CNCL OF PHYSICAL & OCC THERAPY	201	SUPREME COURT	706	TEXAS PERMANENT SCHOOL FUND	785	UNIV OF TEXAS HEALTH CENTER AT TYLER
221	FIRST COURT OF APPEALS	713	TARLETON STATE UNIVERSITY	347	TEXAS PUBLIC FINANCE AUTHORITY	742	UNIV OF TEX OF THE PERMIAN BASIN
305	GENERAL LAND OFFICE	323	TEACHER RETIREMENT SYSTEM OF TEXAS	476	TEXAS RACING COMMISSION	763	UNT HEALTH SCIENCE CENTER
529	HEALTH & HUMAN SERVICES COMMISSION	555	TEXAS A&M AGRILIFE EXTENSION SERVICE	101	TEXAS SENATE	744	UT HEALTH SCIENCE CENTER - HOUSTON
364	HEALTH PROFESSIONS COUNCIL	556	TEXAS A&M AGRILIFE RESEARCH	717	TEXAS SOUTHERN UNIVERSITY	745	UT HEALTH SCIENCE CENTER-SAN ANTONIO
102	HOUSE OF REPRESENTATIVES	712	TEXAS A&M ENGINEERING EXPERIMENT STA	358	TEXAS SPACE COMMISSION	506	UT MD ANDERSON CANCER CENTER
789	LAMAR INSTITUTE OF TECHNOLOGY	716	TEXAS A&M ENGINEERING EXTENSION SERV	515	TEXAS STATE BOARD OF PHARMACY	746	UT RIO GRANDE VALLEY
787	LAMAR STATE COLLEGE - ORANGE	576	TEXAS A&M FOREST SERVICE	306	TEXAS STATE LIBRARY & ARCHIVES COMM	729	UT SOUTHWESTERN MEDICAL CENTER
788	LAMAR STATE COLLEGE - PORT ARTHUR	709	TEXAS A&M HEALTH SCIENCE CENTER	719	TEXAS STATE TECHNICAL COLLEGE	757	WEST TEXAS A & M UNIVERSITY

TEXAS HISTORICALLY UNDERUTILIZED BUSINESS (HUB) SEMI-ANNUAL REPORT FOR FISCAL YEAR 2025/AGENCY LIST SORTED BY AGENCY NUMBER

101	TEXAS SENATE	347	TEXAS PUBLIC FINANCE AUTHORITY	535	TX LOW LEVEL RADIOACTIVE WASTE COMM	738	UNIVERSITY OF TEXAS AT DALLAS
102	HOUSE OF REPRESENTATIVES	352	TEXAS BOND REVIEW BOARD	537	DEPARTMENT OF STATE HEALTH SERVICES	739	TX TECH UNIV HEALTH SCIENCES CENTER
103	TEXAS LEGISLATIVE COUNCIL	356	TEXAS ETHICS COMMISSION	542	CANCER PREVENTION AND RESEARCH INSTI	742	UNIV OF TEX OF THE PERMIAN BASIN
104	LEGISLATIVE BUDGET BOARD	358	TEXAS SPACE COMMISSION	551	DEPARTMENT OF AGRICULTURE	743	UNIVERSITY OF TEXAS AT SAN ANTONIO
105	LEGISLATIVE REFERENCE LIBRARY	359	OFFICE OF PUBLIC INSURANCE COUNSEL	554	TEXAS ANIMAL HEALTH COMMISSION	744	UT HEALTH SCIENCE CENTER - HOUSTON
116	SUNSET ADVISORY BOARD	360	STATE OFC OF ADMINISTRATIVE HEARINGS	555	TEXAS A&M AGRILIFE EXTENSION SERVICE	745	UT HEALTH SCIENCE CENTER-SAN ANTONIO
201	SUPREME COURT	362	TEXAS LOTTERY COMMISSION	556	TEXAS A&M AGRILIFE RESEARCH	746	UT RIO GRANDE VALLEY
211	COURT OF CRIMINAL APPEALS	364	HEALTH PROFESSIONS COUNCIL	557	TX A&M VETERINARY MED DIAGNOSTIC LAB	749	TEXAS A&M UNIVERSITY - SAN ANTONIO
212	OFFICE OF COURT ADMINISTRATION	401	TEXAS MILITARY DEPARTMENT	575	TEXAS DIVISION OF EMERGENCY MANAGEME	750	UNIVERSITY OF TEXAS AT TYLER
213	OFFICE OF STATE PROSECUTING ATTORNEY	403	TEXAS VETERANS COMMISSION	576	TEXAS A&M FOREST SERVICE	751	EAST TEXAS A&M UNIVERSITY
215	OFFICE OF CAPITAL AND FORENSIC WRITS	405	DEPARTMENT OF PUBLIC SAFETY	578	BOARD OF VETERINARY MED EXAMINERS	752	UNIVERSITY OF NORTH TEXAS
221	FIRST COURT OF APPEALS	407	TEXAS COMMISSION ON LAW ENFORCEMENT	580	TEXAS WATER DEVELOPMENT BOARD	753	SAM HOUSTON STATE UNIVERSITY
222	COURT OF APPEALS - SECOND COURT	409	COMMISSION ON JAIL STANDARDS	582	TEXAS COMM ON ENVIRONMENTAL QUALITY	754	TEXAS STATE UNIVERSITY
224	COURT OF APPEALS - FOURTH COURT	411	TX COMMISSION OF FIRE PROTECTION	592	SOIL & WATER CONSERVATION BOARD	755	STEPHEN F AUSTIN STATE UNIVERSITY
225	COURT OF APPEALS - FIFTH COURT	448	OFFICE OF INJURED EMPLOYEE COUNSEL	601	TEXAS DEPARTMENT OF TRANSPORTATION	756	SUL ROSS STATE UNIVERSITY
226	COURT OF APPEALS - SIXTH COURT	450	DEPT OF SAVINGS & MORTGAGE LENDING	608	TEXAS DEPARTMENT OF MOTOR VEHICLES	757	WEST TEXAS A & M UNIVERSITY
227	COURT OF APPEALS - SEVENTH COURT	451	DEPARTMENT OF BANKING	644	TEXAS JUVENILE JUSTICE DEPT	758	TEXAS STATE UNIVERSITY SYSTEM
228	COURT OF APPEALS - EIGHTH COURT	452	TX DEPT OF LICENSING & REGULATION	696	TEXAS DEPT OF CRIMINAL JUSTICE	759	UNIVERSITY OF HOUSTON - CLEAR LAKE
230	COURT OF APPEALS - TENTH COURT	454	TEXAS DEPARTMENT OF INSURANCE	701	TEXAS EDUCATION AGENCY	760	TEXAS A & M UNIV - CORPUS CHRISTI
231	COURT OF APPEALS - ELEVENTH COURT	455	RAILROAD COMMISSION OF TEXAS	706	TEXAS PERMANENT SCHOOL FUND	761	TEXAS A & M INTERNATIONAL UNIVERSITY
232	COURT OF APPEALS - TWELFTH DISTRICT	456	BOARD OF PLUMBING EXAMINERS	708	TEXAS A&M SYSTEM SHARED SERVICE CTR	763	UNT HEALTH SCIENCE CENTER
233	COURT OF APPEALS - THIRTEENTH COURT	457	STATE BOARD OF PUBLIC ACCOUNTANCY	709	TEXAS A&M HEALTH SCIENCE CENTER	764	TEXAS A&M UNIVERSITY-TEXARKANA
234	COURT OF APPEALS -FOURTEENTH COURT	458	ALCOHOLIC BEVERAGE COMMISSION	710	THE TEXAS A&M UNIVERSITY SYSTEM	765	UNIVERSITY OF HOUSTON-VICTORIA
235	15TH COURT OF APPEALS	459	TX BOARD OF ARCHITECTURAL EXAMINERS	711	TEXAS A & M UNIVERSITY (MAIN UNIV)	768	TEXAS TECH UNIV SYSTEM
242	COMMISSION ON JUDICIAL CONDUCT	460	TEXAS BD OF PROF ENGINEERS & LAND SU	712	TEXAS A&M ENGINEERING EXPERIMENT STA	769	UNIVERSITY OF NORTH TEXAS SYSTEM
243	STATE LAW LIBRARY	466	CONSUMER CREDIT COMMISSIONER	713	TARLETON STATE UNIVERSITY	770	TEXAS A&M UNIVERSITY - CENTRAL TEXAS
300	OFFICE OF THE GOVERNOR - FISCAL	469	CREDIT UNION DEPARTMENT	714	UNIVERSITY OF TEXAS AT ARLINGTON	771	SCHOOL/BLIND AND VISUALLY IMPAIRED
301	OFFICE OF THE GOVERNOR	473	PUBLIC UTILITY COMMISSION OF TEXAS	715	PRAIRIE VIEW A & M UNIVERSITY	772	SCHOOL FOR THE DEAF
302	OFFICE OF THE ATTORNEY GENERAL	475	OFFICE OF PUBLIC UTILITY COUNSEL	716	TEXAS A&M ENGINEERING EXTENSION SERV	773	UNIVERSITY OF NORTH TEXAS AT DALLAS
303	TEXAS FACILITIES COMMISSION	476	TEXAS RACING COMMISSION	717	TEXAS SOUTHERN UNIVERSITY	774	TEXAS TECH HSC - EL PASO
304	COMPTROLLER OF PUBLIC ACCOUNTS	477	COMM/STATE EMERGENCY COMMUNICATION	718	TEXAS A & M UNIVERSITY AT GALVESTON	781	TX HIGHER EDUCATION COORD BOARD
305	GENERAL LAND OFFICE	479	STATE OFFICE OF RISK MANAGEMENT	719	TEXAS STATE TECHNICAL COLLEGE	783	UNIVERSITY OF HOUSTON - SYSTEM
306	TEXAS STATE LIBRARY & ARCHIVES COMM	481	BOARD OF PROFESSIONAL GEOSCIENTISTS	720	UNIVERSITY OF TEXAS SYSTEM	784	UNIVERSITY OF HOUSTON - DOWNTOWN
307	SECRETARY OF STATE	503	TEXAS MEDICAL BOARD	721	UNIVERSITY OF TEXAS AT AUSTIN	785	UNIV OF TEXAS HEALTH CENTER AT TYLER
308	STATE AUDITOR'S OFFICE	504	TX STATE BOARD OF DENTAL EXAMINERS	723	UNIVERSITY OF TEXAS MEDICAL BRANCH	787	LAMAR STATE COLLEGE - ORANGE
312	STATE SECURITIES BOARD	506	UT MD ANDERSON CANCER CENTER	724	UNIVERSITY OF TEXAS AT EL PASO	788	LAMAR STATE COLLEGE - PORT ARTHUR
313	DEPARTMENT OF INFORMATION RESOURCES	507	TEXAS BOARD OF NURSING	727	TEXAS A&M TRANSPORTATION INSTITUTE	789	LAMAR INSTITUTE OF TECHNOLOGY
315	PREPAID HIGHER ED TUITION BOARD	508	BOARD OF CHIROPRACTIC EXAMINERS	729	UT SOUTHWESTERN MEDICAL CENTER	802	PARKS AND WILDLIFE DEPARTMENT
320	TEXAS WORKFORCE COMMISSION	510	TEXAS BEHAVIORAL HEALTH EXECUTIVE CO	730	UNIVERSITY OF HOUSTON	808	TEXAS HISTORICAL COMMISSION
323	TEACHER RETIREMENT SYSTEM OF TEXAS	513	TEXAS FUNERAL SERVICE COMMISSION	731	TEXAS WOMAN'S UNIVERSITY	809	STATE PRESERVATION BOARD
326	TX EMERGENCY SVCS RETIREMENT SYST	514	TEXAS OPTOMETRY BOARD	732	TEXAS A & M UNIVERSITY - KINGSVILLE	813	TEXAS COMMISSION ON THE ARTS
327	EMPLOYEES RETIREMENT SYSTEM	515	TEXAS STATE BOARD OF PHARMACY	733	TEXAS TECH UNIVERSITY	902	COMPTROLLER / FISCAL
329	REAL ESTATE COMMISSION	529	HEALTH & HUMAN SERVICES COMMISSION	734	LAMAR UNIVERSITY - BEAUMONT	907	STATE ENERGY CONSERVATION OFFICE
332	TX DEPT OF HOUSING & COMM AFFAIRS	530	DEPT FAMILY AND PROTECTIVE SERVICES	735	MIDWESTERN STATE UNIVERSITY	908	TEXAS BULLION DEPOSITORY (PT OF 902)
338	STATE PENSION REVIEW BOARD	533	EXEC CNCL OF PHYSICAL & OCC THERAPY	737	ANGELO STATE UNIVERSITY	909	TEXAS BROADBAND DEVELOPMENT OFFICE



TEXAS HISTORICALLY UNDERUTILIZED BUSINESS (HUB) SEMI-ANNUAL REPORT RECEIVED FOR FISCAL YEAR 2025

SECTION VII - STATE AGENCY EXPENDITURE DATA

FUND TYPE	TOTAL EXPENDITURE	TOTAL SPENT WITH HUBS AMOUNT / %	BLACK AMOUNT / %	HISPANIC AMOUNT / %	WOMAN AMOUNT / %	ASIAN PACIFIC AMOUNT / %	NATIVE AMERICAN AMOUNT / %	SERVICE-DISABLED VETERAN AMOUNT / %
-----------	-------------------	----------------------------------	------------------	---------------------	------------------	--------------------------	----------------------------	-------------------------------------

101 - TEXAS SENATE - HEAVY CONSTRUCTION UNADJUSTED GOAL IS 11.2%

T	0	0 / 0%	0 / 0%	0 / 0%	0 / 0%	0 / 0%	0 / 0%	0 / 0%
N	0	0 / 0%	0 / 0%	0 / 0%	0 / 0%	0 / 0%	0 / 0%	0 / 0%
S	***	0 / 0%	0 / 0%	0 / 0%	0 / 0%	0 / 0%	0 / 0%	0 / 0%
-TC	0	0 / 0%	0 / 0%	0 / 0%	0 / 0%	0 / 0%	0 / 0%	0 / 0%
-I	0	0 / 0%	0 / 0%	0 / 0%	0 / 0%	0 / 0%	0 / 0%	0 / 0%
	0	0 / 0%	0 / 0%	0 / 0%	0 / 0%	0 / 0%	0 / 0%	0 / 0%

101 - TEXAS SENATE - BUILDING CONSTRUCTION UNADJUSTED GOAL IS 21.1%

T	0	0 / 0%	0 / 0%	0 / 0%	0 / 0%	0 / 0%	0 / 0%	0 / 0%
N	0	0 / 0%	0 / 0%	0 / 0%	0 / 0%	0 / 0%	0 / 0%	0 / 0%
S	***	0 / 0%	0 / 0%	0 / 0%	0 / 0%	0 / 0%	0 / 0%	0 / 0%
-TC	0	0 / 0%	0 / 0%	0 / 0%	0 / 0%	0 / 0%	0 / 0%	0 / 0%
-I	0	0 / 0%	0 / 0%	0 / 0%	0 / 0%	0 / 0%	0 / 0%	0 / 0%
	0	0 / 0%	0 / 0%	0 / 0%	0 / 0%	0 / 0%	0 / 0%	0 / 0%

101 - TEXAS SENATE - SPECIAL TRADE UNADJUSTED GOAL IS 32.9%

T	0	0 / 0%	0 / 0%	0 / 0%	0 / 0%	0 / 0%	0 / 0%	0 / 0%
N	0	0 / 0%	0 / 0%	0 / 0%	0 / 0%	0 / 0%	0 / 0%	0 / 0%
S	***	0 / 0%	0 / 0%	0 / 0%	0 / 0%	0 / 0%	0 / 0%	0 / 0%
-TC	0	0 / 0%	0 / 0%	0 / 0%	0 / 0%	0 / 0%	0 / 0%	0 / 0%
-I	0	0 / 0%	0 / 0%	0 / 0%	0 / 0%	0 / 0%	0 / 0%	0 / 0%
	0	0 / 0%	0 / 0%	0 / 0%	0 / 0%	0 / 0%	0 / 0%	0 / 0%

*** DOLLARS REPORTED BUT NOT SHOWN IN THESE COLUMNS. T=TREASURY, N=NON-TREASURY, S=SUBCONTRACTOR FUNDS & PROCUREMENT CARD HUB PURCHASES, TC=TERM CONTRACT, I= INTER GOVERNMENTAL



TEXAS HISTORICALLY UNDERUTILIZED BUSINESS (HUB) SEMI-ANNUAL REPORT RECEIVED FOR FISCAL YEAR 2025

SECTION VII - STATE AGENCY EXPENDITURE DATA

FUND TYPE	TOTAL EXPENDITURE	TOTAL SPENT WITH HUBS AMOUNT / %	BLACK AMOUNT / %	HISPANIC AMOUNT / %	WOMAN AMOUNT / %	ASIAN PACIFIC AMOUNT / %	NATIVE AMERICAN AMOUNT / %	SERVICE-DISABLED VETERAN AMOUNT / %
101 - TEXAS SENATE - PROFESSIONAL SERVICES UNADJUSTED GOAL IS 23.7%								
T	0	0 / 0%	0 / 0%	0 / 0%	0 / 0%	0 / 0%	0 / 0%	0 / 0%
N	0	0 / 0%	0 / 0%	0 / 0%	0 / 0%	0 / 0%	0 / 0%	0 / 0%
S	***	0 / 0%	0 / 0%	0 / 0%	0 / 0%	0 / 0%	0 / 0%	0 / 0%
-TC	0	0 / 0%	0 / 0%	0 / 0%	0 / 0%	0 / 0%	0 / 0%	0 / 0%
-I	0	0 / 0%	0 / 0%	0 / 0%	0 / 0%	0 / 0%	0 / 0%	0 / 0%
	0	0 / 0%	0 / 0%	0 / 0%	0 / 0%	0 / 0%	0 / 0%	0 / 0%

101 - TEXAS SENATE - OTHER SERVICES UNADJUSTED GOAL IS 26%

T	\$252,826	\$90,376 / 35.75%	0 / 0%	0 / 0%	\$90,376 / 35.75%	0 / 0%	0 / 0%	0 / 0%
N	0	0 / 0%	0 / 0%	0 / 0%	0 / 0%	0 / 0%	0 / 0%	0 / 0%
S	***	0 / 0%	0 / 0%	0 / 0%	0 / 0%	0 / 0%	0 / 0%	0 / 0%
-TC	0	0 / 0%	0 / 0%	0 / 0%	0 / 0%	0 / 0%	0 / 0%	0 / 0%
-I	0	0 / 0%	0 / 0%	0 / 0%	0 / 0%	0 / 0%	0 / 0%	0 / 0%
	\$252,826	\$90,376 / 35.75%	0 / 0%	0 / 0%	\$90,376 / 35.75%	0 / 0%	0 / 0%	0 / 0%

101 - TEXAS SENATE - COMMODITY PURCHASING UNADJUSTED GOAL IS 21.1%

T	\$402,415	\$59,700 / 14.84%	0 / 0%	0 / 0%	\$59,700 / 14.84%	0 / 0%	0 / 0%	0 / 0%
N	0	0 / 0%	0 / 0%	0 / 0%	0 / 0%	0 / 0%	0 / 0%	0 / 0%
S	***	0 / 0%	0 / 0%	0 / 0%	0 / 0%	0 / 0%	0 / 0%	0 / 0%
-TC	0	0 / 0%	0 / 0%	0 / 0%	0 / 0%	0 / 0%	0 / 0%	0 / 0%
-I	0	0 / 0%	0 / 0%	0 / 0%	0 / 0%	0 / 0%	0 / 0%	0 / 0%
	\$402,415	\$59,700 / 14.84%	0 / 0%	0 / 0%	\$59,700 / 14.84%	0 / 0%	0 / 0%	0 / 0%

*** DOLLARS REPORTED BUT NOT SHOWN IN THESE COLUMNS. T=TREASURY, N=NON-TREASURY, S=SUBCONTRACTOR FUNDS & PROCUREMENT CARD HUB PURCHASES, TC=TERM CONTRACT, I= INTER GOVERNMENT



TEXAS HISTORICALLY UNDERUTILIZED BUSINESS (HUB) SEMI-ANNUAL REPORT RECEIVED FOR FISCAL YEAR 2025

SECTION VII - STATE AGENCY EXPENDITURE DATA

FUND TYPE	TOTAL EXPENDITURE	TOTAL SPENT WITH HUBS AMOUNT / %	BLACK AMOUNT / %	HISPANIC AMOUNT / %	WOMAN AMOUNT / %	ASIAN PACIFIC AMOUNT / %	NATIVE AMERICAN AMOUNT / %	SERVICE-DISABLED VETERAN AMOUNT / %
101 - TEXAS SENATE - Statewide Grand Total Expenditures								
T	\$655,241	\$150,076 / 22.90%	0 / 0%	0 / 0%	\$150,076 / 22.90%	0 / 0%	0 / 0%	0 / 0%
N	0	0 / 0%	0 / 0%	0 / 0%	0 / 0%	0 / 0%	0 / 0%	0 / 0%
S	***	0 / 0%	0 / 0%	0 / 0%	0 / 0%	0 / 0%	0 / 0%	0 / 0%
-TC	0	0 / 0%	0 / 0%	0 / 0%	0 / 0%	0 / 0%	0 / 0%	0 / 0%
-I	0	0 / 0%	0 / 0%	0 / 0%	0 / 0%	0 / 0%	0 / 0%	0 / 0%
	\$655,241	\$150,076 / 22.90%	0 / 0%	0 / 0%	\$150,076 / 22.90%	0 / 0%	0 / 0%	0 / 0%

*** DOLLARS REPORTED BUT NOT SHOWN IN THESE COLUMNS. T=TREASURY, N=NON-TREASURY, S=SUBCONTRACTOR FUNDS & PROCUREMENT CARD HUB PURCHASES, TC=TERM CONTRACT, I= INTER GOVERNMENTAL



TEXAS HISTORICALLY UNDERUTILIZED BUSINESS (HUB) SEMI-ANNUAL REPORT RECEIVED FOR FISCAL YEAR 2025

SECTION VII - STATE AGENCY EXPENDITURE DATA

FUND TYPE	TOTAL EXPENDITURE	TOTAL SPENT WITH HUBS AMOUNT / %	BLACK AMOUNT / %	HISPANIC AMOUNT / %	WOMAN AMOUNT / %	ASIAN PACIFIC AMOUNT / %	NATIVE AMERICAN AMOUNT / %	SERVICE-DISABLED VETERAN AMOUNT / %
-----------	-------------------	----------------------------------	------------------	---------------------	------------------	--------------------------	----------------------------	-------------------------------------

102 - HOUSE OF REPRESENTATIVES - HEAVY CONSTRUCTION UNADJUSTED GOAL IS 11.2%

T	0	0 / 0%	0 / 0%	0 / 0%	0 / 0%	0 / 0%	0 / 0%	0 / 0%
N	0	0 / 0%	0 / 0%	0 / 0%	0 / 0%	0 / 0%	0 / 0%	0 / 0%
S	***	0 / 0%	0 / 0%	0 / 0%	0 / 0%	0 / 0%	0 / 0%	0 / 0%
-TC	0	0 / 0%	0 / 0%	0 / 0%	0 / 0%	0 / 0%	0 / 0%	0 / 0%
-I	0	0 / 0%	0 / 0%	0 / 0%	0 / 0%	0 / 0%	0 / 0%	0 / 0%
	0	0 / 0%	0 / 0%	0 / 0%	0 / 0%	0 / 0%	0 / 0%	0 / 0%

102 - HOUSE OF REPRESENTATIVES - BUILDING CONSTRUCTION UNADJUSTED GOAL IS 21.1%

T	0	0 / 0%	0 / 0%	0 / 0%	0 / 0%	0 / 0%	0 / 0%	0 / 0%
N	0	0 / 0%	0 / 0%	0 / 0%	0 / 0%	0 / 0%	0 / 0%	0 / 0%
S	***	0 / 0%	0 / 0%	0 / 0%	0 / 0%	0 / 0%	0 / 0%	0 / 0%
-TC	0	0 / 0%	0 / 0%	0 / 0%	0 / 0%	0 / 0%	0 / 0%	0 / 0%
-I	0	0 / 0%	0 / 0%	0 / 0%	0 / 0%	0 / 0%	0 / 0%	0 / 0%
	0	0 / 0%	0 / 0%	0 / 0%	0 / 0%	0 / 0%	0 / 0%	0 / 0%

102 - HOUSE OF REPRESENTATIVES - SPECIAL TRADE UNADJUSTED GOAL IS 32.9%

T	\$1,308	0 / 0%	0 / 0%	0 / 0%	0 / 0%	0 / 0%	0 / 0%	0 / 0%
N	0	0 / 0%	0 / 0%	0 / 0%	0 / 0%	0 / 0%	0 / 0%	0 / 0%
S	***	0 / 0%	0 / 0%	0 / 0%	0 / 0%	0 / 0%	0 / 0%	0 / 0%
-TC	0	0 / 0%	0 / 0%	0 / 0%	0 / 0%	0 / 0%	0 / 0%	0 / 0%
-I	0	0 / 0%	0 / 0%	0 / 0%	0 / 0%	0 / 0%	0 / 0%	0 / 0%
	\$1,308	0 / 0%	0 / 0%	0 / 0%	0 / 0%	0 / 0%	0 / 0%	0 / 0%

*** DOLLARS REPORTED BUT NOT SHOWN IN THESE COLUMNS. T=TREASURY, N=NON-TREASURY, S=SUBCONTRACTOR FUNDS & PROCUREMENT CARD HUB PURCHASES, TC=TERM CONTRACT, I= INTER GOVERNMENTAL



TEXAS HISTORICALLY UNDERUTILIZED BUSINESS (HUB) SEMI-ANNUAL REPORT RECEIVED FOR FISCAL YEAR 2025

SECTION VII - STATE AGENCY EXPENDITURE DATA

FUND TYPE	TOTAL EXPENDITURE	TOTAL SPENT WITH HUBS AMOUNT / %	BLACK AMOUNT / %	HISPANIC AMOUNT / %	WOMAN AMOUNT / %	ASIAN PACIFIC AMOUNT / %	NATIVE AMERICAN AMOUNT / %	SERVICE- DISABLED VETERAN AMOUNT / %
-----------	-------------------	-------------------------------------	---------------------	------------------------	---------------------	--------------------------------	----------------------------------	---

102 - HOUSE OF REPRESENTATIVES - PROFESSIONAL SERVICES UNADJUSTED GOAL IS 23.7%

T	0	0 / 0%	0 / 0%	0 / 0%	0 / 0%	0 / 0%	0 / 0%	0 / 0%
N	0	0 / 0%	0 / 0%	0 / 0%	0 / 0%	0 / 0%	0 / 0%	0 / 0%
S	***	0 / 0%	0 / 0%	0 / 0%	0 / 0%	0 / 0%	0 / 0%	0 / 0%
-TC	0	0 / 0%	0 / 0%	0 / 0%	0 / 0%	0 / 0%	0 / 0%	0 / 0%
-I	0	0 / 0%	0 / 0%	0 / 0%	0 / 0%	0 / 0%	0 / 0%	0 / 0%
	0	0 / 0%	0 / 0%	0 / 0%	0 / 0%	0 / 0%	0 / 0%	0 / 0%

102 - HOUSE OF REPRESENTATIVES - OTHER SERVICES UNADJUSTED GOAL IS 26%

T	\$442,837	\$3,683 / 0.83%	0 / 0%	0 / 0%	\$3,683 / 0.83%	0 / 0%	0 / 0%	0 / 0%
N	0	0 / 0%	0 / 0%	0 / 0%	0 / 0%	0 / 0%	0 / 0%	0 / 0%
S	***	0 / 0%	0 / 0%	0 / 0%	0 / 0%	0 / 0%	0 / 0%	0 / 0%
-TC	0	0 / 0%	0 / 0%	0 / 0%	0 / 0%	0 / 0%	0 / 0%	0 / 0%
-I	0	0 / 0%	0 / 0%	0 / 0%	0 / 0%	0 / 0%	0 / 0%	0 / 0%
	\$442,837	\$3,683 / 0.83%	0 / 0%	0 / 0%	\$3,683 / 0.83%	0 / 0%	0 / 0%	0 / 0%

102 - HOUSE OF REPRESENTATIVES - COMMODITY PURCHASING UNADJUSTED GOAL IS 21.1%

T	\$371,630	\$32,953 / 8.87%	0 / 0%	0 / 0%	\$32,953 / 8.87%	0 / 0%	0 / 0%	0 / 0%
N	0	0 / 0%	0 / 0%	0 / 0%	0 / 0%	0 / 0%	0 / 0%	0 / 0%
S	***	0 / 0%	0 / 0%	0 / 0%	0 / 0%	0 / 0%	0 / 0%	0 / 0%
-TC	0	0 / 0%	0 / 0%	0 / 0%	0 / 0%	0 / 0%	0 / 0%	0 / 0%
-I	0	0 / 0%	0 / 0%	0 / 0%	0 / 0%	0 / 0%	0 / 0%	0 / 0%
	\$371,630	\$32,953 / 8.87%	0 / 0%	0 / 0%	\$32,953 / 8.87%	0 / 0%	0 / 0%	0 / 0%

*** DOLLARS REPORTED BUT NOT SHOWN IN THESE COLUMNS. T=TREASURY, N=NON-TREASURY, S=SUBCONTRACTOR FUNDS & PROCUREMENT CARD HUB PURCHASES, TC=TERM CONTRACT, I= INTER GOVERNMENT



TEXAS HISTORICALLY UNDERUTILIZED BUSINESS (HUB) SEMI-ANNUAL REPORT RECEIVED FOR FISCAL YEAR 2025

SECTION VII - STATE AGENCY EXPENDITURE DATA

FUND TYPE	TOTAL EXPENDITURE	TOTAL SPENT WITH HUBS AMOUNT / %	BLACK AMOUNT / %	HISPANIC AMOUNT / %	WOMAN AMOUNT / %	ASIAN PACIFIC AMOUNT / %	NATIVE AMERICAN AMOUNT / %	SERVICE-DISABLED VETERAN AMOUNT / %
102 - HOUSE OF REPRESENTATIVES - Statewide Grand Total Expenditures								
T	\$815,775	\$36,635 / 4.49%	0 / 0%	0 / 0%	\$36,635 / 4.49%	0 / 0%	0 / 0%	0 / 0%
N	0	0 / 0%	0 / 0%	0 / 0%	0 / 0%	0 / 0%	0 / 0%	0 / 0%
S	***	0 / 0%	0 / 0%	0 / 0%	0 / 0%	0 / 0%	0 / 0%	0 / 0%
-TC	0	0 / 0%	0 / 0%	0 / 0%	0 / 0%	0 / 0%	0 / 0%	0 / 0%
-I	0	0 / 0%	0 / 0%	0 / 0%	0 / 0%	0 / 0%	0 / 0%	0 / 0%
	\$815,775	\$36,635 / 4.49%	0 / 0%	0 / 0%	\$36,635 / 4.49%	0 / 0%	0 / 0%	0 / 0%

*** DOLLARS REPORTED BUT NOT SHOWN IN THESE COLUMNS. T=TREASURY, N=NON-TREASURY, S=SUBCONTRACTOR FUNDS & PROCUREMENT CARD HUB PURCHASES, TC=TERM CONTRACT, I= INTER GOVERNMENTAL



TEXAS HISTORICALLY UNDERUTILIZED BUSINESS (HUB) SEMI-ANNUAL REPORT RECEIVED FOR FISCAL YEAR 2025

SECTION VII - STATE AGENCY EXPENDITURE DATA

FUND TYPE	TOTAL EXPENDITURE	TOTAL SPENT WITH HUBS AMOUNT / %	BLACK AMOUNT / %	HISPANIC AMOUNT / %	WOMAN AMOUNT / %	ASIAN PACIFIC AMOUNT / %	NATIVE AMERICAN AMOUNT / %	SERVICE-DISABLED VETERAN AMOUNT / %
-----------	-------------------	----------------------------------	------------------	---------------------	------------------	--------------------------	----------------------------	-------------------------------------

103 - TEXAS LEGISLATIVE COUNCIL - HEAVY CONSTRUCTION UNADJUSTED GOAL IS 11.2%

T	0	0 / 0%	0 / 0%	0 / 0%	0 / 0%	0 / 0%	0 / 0%	0 / 0%
N	0	0 / 0%	0 / 0%	0 / 0%	0 / 0%	0 / 0%	0 / 0%	0 / 0%
S	***	0 / 0%	0 / 0%	0 / 0%	0 / 0%	0 / 0%	0 / 0%	0 / 0%
-TC	0	0 / 0%	0 / 0%	0 / 0%	0 / 0%	0 / 0%	0 / 0%	0 / 0%
-I	0	0 / 0%	0 / 0%	0 / 0%	0 / 0%	0 / 0%	0 / 0%	0 / 0%
	0	0 / 0%	0 / 0%	0 / 0%	0 / 0%	0 / 0%	0 / 0%	0 / 0%

103 - TEXAS LEGISLATIVE COUNCIL - BUILDING CONSTRUCTION UNADJUSTED GOAL IS 21.1%

T	0	0 / 0%	0 / 0%	0 / 0%	0 / 0%	0 / 0%	0 / 0%	0 / 0%
N	0	0 / 0%	0 / 0%	0 / 0%	0 / 0%	0 / 0%	0 / 0%	0 / 0%
S	***	0 / 0%	0 / 0%	0 / 0%	0 / 0%	0 / 0%	0 / 0%	0 / 0%
-TC	0	0 / 0%	0 / 0%	0 / 0%	0 / 0%	0 / 0%	0 / 0%	0 / 0%
-I	0	0 / 0%	0 / 0%	0 / 0%	0 / 0%	0 / 0%	0 / 0%	0 / 0%
	0	0 / 0%	0 / 0%	0 / 0%	0 / 0%	0 / 0%	0 / 0%	0 / 0%

103 - TEXAS LEGISLATIVE COUNCIL - SPECIAL TRADE UNADJUSTED GOAL IS 32.9%

T	\$22,443	0 / 0%	0 / 0%	0 / 0%	0 / 0%	0 / 0%	0 / 0%	0 / 0%
N	0	0 / 0%	0 / 0%	0 / 0%	0 / 0%	0 / 0%	0 / 0%	0 / 0%
S	***	0 / 0%	0 / 0%	0 / 0%	0 / 0%	0 / 0%	0 / 0%	0 / 0%
-TC	0	0 / 0%	0 / 0%	0 / 0%	0 / 0%	0 / 0%	0 / 0%	0 / 0%
-I	0	0 / 0%	0 / 0%	0 / 0%	0 / 0%	0 / 0%	0 / 0%	0 / 0%
	\$22,443	0 / 0%	0 / 0%	0 / 0%	0 / 0%	0 / 0%	0 / 0%	0 / 0%

*** DOLLARS REPORTED BUT NOT SHOWN IN THESE COLUMNS. T=TREASURY, N=NON-TREASURY, S=SUBCONTRACTOR FUNDS & PROCUREMENT CARD HUB PURCHASES, TC=TERM CONTRACT, I= INTER GOVERNMENTAL



TEXAS HISTORICALLY UNDERUTILIZED BUSINESS (HUB) SEMI-ANNUAL REPORT RECEIVED FOR FISCAL YEAR 2025

SECTION VII - STATE AGENCY EXPENDITURE DATA

FUND TYPE	TOTAL EXPENDITURE	TOTAL SPENT WITH HUBS AMOUNT / %	BLACK AMOUNT / %	HISPANIC AMOUNT / %	WOMAN AMOUNT / %	ASIAN PACIFIC AMOUNT / %	NATIVE AMERICAN AMOUNT / %	SERVICE- DISABLED VETERAN AMOUNT / %
-----------	-------------------	-------------------------------------	---------------------	------------------------	---------------------	--------------------------------	----------------------------------	---

103 - TEXAS LEGISLATIVE COUNCIL - PROFESSIONAL SERVICES UNADJUSTED GOAL IS 23.7%

T	0	0 / 0%	0 / 0%	0 / 0%	0 / 0%	0 / 0%	0 / 0%	0 / 0%
N	0	0 / 0%	0 / 0%	0 / 0%	0 / 0%	0 / 0%	0 / 0%	0 / 0%
S	***	0 / 0%	0 / 0%	0 / 0%	0 / 0%	0 / 0%	0 / 0%	0 / 0%
-TC	0	0 / 0%	0 / 0%	0 / 0%	0 / 0%	0 / 0%	0 / 0%	0 / 0%
-I	0	0 / 0%	0 / 0%	0 / 0%	0 / 0%	0 / 0%	0 / 0%	0 / 0%
	0	0 / 0%	0 / 0%	0 / 0%	0 / 0%	0 / 0%	0 / 0%	0 / 0%

103 - TEXAS LEGISLATIVE COUNCIL - OTHER SERVICES UNADJUSTED GOAL IS 26%

T	\$3,463,994	\$510,572 / 14.74%	\$132,461 / 3.82%	\$41,236 / 1.19%	\$336,875 / 9.73%	0 / 0%	0 / 0%	0 / 0%
N	0	0 / 0%	0 / 0%	0 / 0%	0 / 0%	0 / 0%	0 / 0%	0 / 0%
S	***	0 / 0%	0 / 0%	0 / 0%	0 / 0%	0 / 0%	0 / 0%	0 / 0%
-TC	0	0 / 0%	0 / 0%	0 / 0%	0 / 0%	0 / 0%	0 / 0%	0 / 0%
-I	0	0 / 0%	0 / 0%	0 / 0%	0 / 0%	0 / 0%	0 / 0%	0 / 0%
	\$3,463,994	\$510,572 / 14.74%	\$132,461 / 3.82%	\$41,236 / 1.19%	\$336,875 / 9.73%	0 / 0%	0 / 0%	0 / 0%

103 - TEXAS LEGISLATIVE COUNCIL - COMMODITY PURCHASING UNADJUSTED GOAL IS 21.1%

T	\$4,122,781	\$114,602 / 2.78%	0 / 0%	\$73,395 / 1.78%	\$26,263 / 0.64%	\$14,945 / 0.36%	0 / 0%	0 / 0%
N	0	0 / 0%	0 / 0%	0 / 0%	0 / 0%	0 / 0%	0 / 0%	0 / 0%
S	***	0 / 0%	0 / 0%	0 / 0%	0 / 0%	0 / 0%	0 / 0%	0 / 0%
-TC	0	0 / 0%	0 / 0%	0 / 0%	0 / 0%	0 / 0%	0 / 0%	0 / 0%
-I	0	0 / 0%	0 / 0%	0 / 0%	0 / 0%	0 / 0%	0 / 0%	0 / 0%
	\$4,122,781	\$114,602 / 2.78%	0 / 0%	\$73,395 / 1.78%	\$26,263 / 0.64%	\$14,945 / 0.36%	0 / 0%	0 / 0%

*** DOLLARS REPORTED BUT NOT SHOWN IN THESE COLUMNS. T=TREASURY, N=NON-TREASURY, S=SUBCONTRACTOR FUNDS & PROCUREMENT CARD HUB PURCHASES, TC=TERM CONTRACT, I= INTER GOVERNMENT



TEXAS HISTORICALLY UNDERUTILIZED BUSINESS (HUB) SEMI-ANNUAL REPORT RECEIVED FOR FISCAL YEAR 2025

SECTION VII - STATE AGENCY EXPENDITURE DATA

FUND TYPE	TOTAL EXPENDITURE	TOTAL SPENT WITH HUBS AMOUNT / %	BLACK AMOUNT / %	HISPANIC AMOUNT / %	WOMAN AMOUNT / %	ASIAN PACIFIC AMOUNT / %	NATIVE AMERICAN AMOUNT / %	SERVICE-DISABLED VETERAN AMOUNT / %
103 - TEXAS LEGISLATIVE COUNCIL - Statewide Grand Total Expenditures								
T	\$7,609,219	\$625,174 / 8.22%	\$132,461 / 1.74%	\$114,631 / 1.51%	\$363,137 / 4.77%	\$14,945 / 0.20%	0 / 0%	0 / 0%
N	0	0 / 0%	0 / 0%	0 / 0%	0 / 0%	0 / 0%	0 / 0%	0 / 0%
S	***	0 / 0%	0 / 0%	0 / 0%	0 / 0%	0 / 0%	0 / 0%	0 / 0%
-TC	0	0 / 0%	0 / 0%	0 / 0%	0 / 0%	0 / 0%	0 / 0%	0 / 0%
-I	0	0 / 0%	0 / 0%	0 / 0%	0 / 0%	0 / 0%	0 / 0%	0 / 0%
	\$7,609,219	\$625,174 / 8.22%	\$132,461 / 1.74%	\$114,631 / 1.51%	\$363,137 / 4.77%	\$14,945 / 0.20%	0 / 0%	0 / 0%

*** DOLLARS REPORTED BUT NOT SHOWN IN THESE COLUMNS. T=TREASURY, N=NON-TREASURY, S=SUBCONTRACTOR FUNDS & PROCUREMENT CARD HUB PURCHASES, TC=TERM CONTRACT, I= INTER GOVERNMENTAL



TEXAS HISTORICALLY UNDERUTILIZED BUSINESS (HUB) SEMI-ANNUAL REPORT RECEIVED FOR FISCAL YEAR 2025

SECTION VII - STATE AGENCY EXPENDITURE DATA

FUND TYPE	TOTAL EXPENDITURE	TOTAL SPENT WITH HUBS AMOUNT / %	BLACK AMOUNT / %	HISPANIC AMOUNT / %	WOMAN AMOUNT / %	ASIAN PACIFIC AMOUNT / %	NATIVE AMERICAN AMOUNT / %	SERVICE-DISABLED VETERAN AMOUNT / %
-----------	-------------------	----------------------------------	------------------	---------------------	------------------	--------------------------	----------------------------	-------------------------------------

104 - LEGISLATIVE BUDGET BOARD - HEAVY CONSTRUCTION UNADJUSTED GOAL IS 11.2%

T	0	0 / 0%	0 / 0%	0 / 0%	0 / 0%	0 / 0%	0 / 0%	0 / 0%
N	0	0 / 0%	0 / 0%	0 / 0%	0 / 0%	0 / 0%	0 / 0%	0 / 0%
S	***	0 / 0%	0 / 0%	0 / 0%	0 / 0%	0 / 0%	0 / 0%	0 / 0%
-TC	0	0 / 0%	0 / 0%	0 / 0%	0 / 0%	0 / 0%	0 / 0%	0 / 0%
-I	0	0 / 0%	0 / 0%	0 / 0%	0 / 0%	0 / 0%	0 / 0%	0 / 0%
	0	0 / 0%	0 / 0%	0 / 0%	0 / 0%	0 / 0%	0 / 0%	0 / 0%

104 - LEGISLATIVE BUDGET BOARD - BUILDING CONSTRUCTION UNADJUSTED GOAL IS 21.1%

T	0	0 / 0%	0 / 0%	0 / 0%	0 / 0%	0 / 0%	0 / 0%	0 / 0%
N	0	0 / 0%	0 / 0%	0 / 0%	0 / 0%	0 / 0%	0 / 0%	0 / 0%
S	***	0 / 0%	0 / 0%	0 / 0%	0 / 0%	0 / 0%	0 / 0%	0 / 0%
-TC	0	0 / 0%	0 / 0%	0 / 0%	0 / 0%	0 / 0%	0 / 0%	0 / 0%
-I	0	0 / 0%	0 / 0%	0 / 0%	0 / 0%	0 / 0%	0 / 0%	0 / 0%
	0	0 / 0%	0 / 0%	0 / 0%	0 / 0%	0 / 0%	0 / 0%	0 / 0%

104 - LEGISLATIVE BUDGET BOARD - SPECIAL TRADE UNADJUSTED GOAL IS 32.9%

T	0	0 / 0%	0 / 0%	0 / 0%	0 / 0%	0 / 0%	0 / 0%	0 / 0%
N	0	0 / 0%	0 / 0%	0 / 0%	0 / 0%	0 / 0%	0 / 0%	0 / 0%
S	***	0 / 0%	0 / 0%	0 / 0%	0 / 0%	0 / 0%	0 / 0%	0 / 0%
-TC	0	0 / 0%	0 / 0%	0 / 0%	0 / 0%	0 / 0%	0 / 0%	0 / 0%
-I	0	0 / 0%	0 / 0%	0 / 0%	0 / 0%	0 / 0%	0 / 0%	0 / 0%
	0	0 / 0%	0 / 0%	0 / 0%	0 / 0%	0 / 0%	0 / 0%	0 / 0%

*** DOLLARS REPORTED BUT NOT SHOWN IN THESE COLUMNS. T=TREASURY, N=NON-TREASURY, S=SUBCONTRACTOR FUNDS & PROCUREMENT CARD HUB PURCHASES, TC=TERM CONTRACT, I= INTER GOVERNMENTAL



TEXAS HISTORICALLY UNDERUTILIZED BUSINESS (HUB) SEMI-ANNUAL REPORT RECEIVED FOR FISCAL YEAR 2025

SECTION VII - STATE AGENCY EXPENDITURE DATA

FUND TYPE	TOTAL EXPENDITURE	TOTAL SPENT WITH HUBS AMOUNT / %	BLACK AMOUNT / %	HISPANIC AMOUNT / %	WOMAN AMOUNT / %	ASIAN PACIFIC AMOUNT / %	NATIVE AMERICAN AMOUNT / %	SERVICE- DISABLED VETERAN AMOUNT / %
-----------	-------------------	-------------------------------------	---------------------	------------------------	---------------------	--------------------------------	----------------------------------	---

104 - LEGISLATIVE BUDGET BOARD - PROFESSIONAL SERVICES UNADJUSTED GOAL IS 23.7%

T	0	0 / 0%	0 / 0%	0 / 0%	0 / 0%	0 / 0%	0 / 0%	0 / 0%
N	0	0 / 0%	0 / 0%	0 / 0%	0 / 0%	0 / 0%	0 / 0%	0 / 0%
S	***	0 / 0%	0 / 0%	0 / 0%	0 / 0%	0 / 0%	0 / 0%	0 / 0%
-TC	0	0 / 0%	0 / 0%	0 / 0%	0 / 0%	0 / 0%	0 / 0%	0 / 0%
-I	0	0 / 0%	0 / 0%	0 / 0%	0 / 0%	0 / 0%	0 / 0%	0 / 0%
	0	0 / 0%	0 / 0%	0 / 0%	0 / 0%	0 / 0%	0 / 0%	0 / 0%

104 - LEGISLATIVE BUDGET BOARD - OTHER SERVICES UNADJUSTED GOAL IS 26%

T	\$19,017	\$3,088 / 16.24%	0 / 0%	0 / 0%	\$3,088 / 16.24%	0 / 0%	0 / 0%	0 / 0%
N	0	0 / 0%	0 / 0%	0 / 0%	0 / 0%	0 / 0%	0 / 0%	0 / 0%
S	***	0 / 0%	0 / 0%	0 / 0%	0 / 0%	0 / 0%	0 / 0%	0 / 0%
-TC	0	0 / 0%	0 / 0%	0 / 0%	0 / 0%	0 / 0%	0 / 0%	0 / 0%
-I	0	0 / 0%	0 / 0%	0 / 0%	0 / 0%	0 / 0%	0 / 0%	0 / 0%
	\$19,017	\$3,088 / 16.24%	0 / 0%	0 / 0%	\$3,088 / 16.24%	0 / 0%	0 / 0%	0 / 0%

104 - LEGISLATIVE BUDGET BOARD - COMMODITY PURCHASING UNADJUSTED GOAL IS 21.1%

T	\$218,562	\$7,698 / 3.52%	\$328 / 0.15%	0 / 0%	\$7,370 / 3.37%	0 / 0%	0 / 0%	0 / 0%
N	0	0 / 0%	0 / 0%	0 / 0%	0 / 0%	0 / 0%	0 / 0%	0 / 0%
S	***	0 / 0%	0 / 0%	0 / 0%	0 / 0%	0 / 0%	0 / 0%	0 / 0%
-TC	0	0 / 0%	0 / 0%	0 / 0%	0 / 0%	0 / 0%	0 / 0%	0 / 0%
-I	0	0 / 0%	0 / 0%	0 / 0%	0 / 0%	0 / 0%	0 / 0%	0 / 0%
	\$218,562	\$7,698 / 3.52%	\$328 / 0.15%	0 / 0%	\$7,370 / 3.37%	0 / 0%	0 / 0%	0 / 0%

*** DOLLARS REPORTED BUT NOT SHOWN IN THESE COLUMNS. T=TREASURY, N=NON-TREASURY, S=SUBCONTRACTOR FUNDS & PROCUREMENT CARD HUB PURCHASES, TC=TERM CONTRACT, I= INTER GOVERNMENT



TEXAS HISTORICALLY UNDERUTILIZED BUSINESS (HUB) SEMI-ANNUAL REPORT RECEIVED FOR FISCAL YEAR 2025

SECTION VII - STATE AGENCY EXPENDITURE DATA

FUND TYPE	TOTAL EXPENDITURE	TOTAL SPENT WITH HUBS AMOUNT / %	BLACK AMOUNT / %	HISPANIC AMOUNT / %	WOMAN AMOUNT / %	ASIAN PACIFIC AMOUNT / %	NATIVE AMERICAN AMOUNT / %	SERVICE-DISABLED VETERAN AMOUNT / %
104 - LEGISLATIVE BUDGET BOARD - Statewide Grand Total Expenditures								
T	\$237,579	\$10,786 / 4.54%	\$328 / 0.14%	0 / 0%	\$10,458 / 4.40%	0 / 0%	0 / 0%	0 / 0%
N	0	0 / 0%	0 / 0%	0 / 0%	0 / 0%	0 / 0%	0 / 0%	0 / 0%
S	***	0 / 0%	0 / 0%	0 / 0%	0 / 0%	0 / 0%	0 / 0%	0 / 0%
-TC	0	0 / 0%	0 / 0%	0 / 0%	0 / 0%	0 / 0%	0 / 0%	0 / 0%
-I	0	0 / 0%	0 / 0%	0 / 0%	0 / 0%	0 / 0%	0 / 0%	0 / 0%
	\$237,579	\$10,786 / 4.54%	\$328 / 0.14%	0 / 0%	\$10,458 / 4.40%	0 / 0%	0 / 0%	0 / 0%

*** DOLLARS REPORTED BUT NOT SHOWN IN THESE COLUMNS. T=TREASURY, N=NON-TREASURY, S=SUBCONTRACTOR FUNDS & PROCUREMENT CARD HUB PURCHASES, TC=TERM CONTRACT, I= INTER GOVERNMENTAL



TEXAS HISTORICALLY UNDERUTILIZED BUSINESS (HUB) SEMI-ANNUAL REPORT RECEIVED FOR FISCAL YEAR 2025

SECTION VII - STATE AGENCY EXPENDITURE DATA

FUND TYPE	TOTAL EXPENDITURE	TOTAL SPENT WITH HUBS AMOUNT / %	BLACK AMOUNT / %	HISPANIC AMOUNT / %	WOMAN AMOUNT / %	ASIAN PACIFIC AMOUNT / %	NATIVE AMERICAN AMOUNT / %	SERVICE-DISABLED VETERAN AMOUNT / %
-----------	-------------------	----------------------------------	------------------	---------------------	------------------	--------------------------	----------------------------	-------------------------------------

105 - LEGISLATIVE REFERENCE LIBRARY - HEAVY CONSTRUCTION UNADJUSTED GOAL IS 11.2%

T	0	0 / 0%	0 / 0%	0 / 0%	0 / 0%	0 / 0%	0 / 0%	0 / 0%
N	0	0 / 0%	0 / 0%	0 / 0%	0 / 0%	0 / 0%	0 / 0%	0 / 0%
S	***	0 / 0%	0 / 0%	0 / 0%	0 / 0%	0 / 0%	0 / 0%	0 / 0%
-TC	0	0 / 0%	0 / 0%	0 / 0%	0 / 0%	0 / 0%	0 / 0%	0 / 0%
-I	0	0 / 0%	0 / 0%	0 / 0%	0 / 0%	0 / 0%	0 / 0%	0 / 0%
	0	0 / 0%	0 / 0%	0 / 0%	0 / 0%	0 / 0%	0 / 0%	0 / 0%

105 - LEGISLATIVE REFERENCE LIBRARY - BUILDING CONSTRUCTION UNADJUSTED GOAL IS 21.1%

T	0	0 / 0%	0 / 0%	0 / 0%	0 / 0%	0 / 0%	0 / 0%	0 / 0%
N	0	0 / 0%	0 / 0%	0 / 0%	0 / 0%	0 / 0%	0 / 0%	0 / 0%
S	***	0 / 0%	0 / 0%	0 / 0%	0 / 0%	0 / 0%	0 / 0%	0 / 0%
-TC	0	0 / 0%	0 / 0%	0 / 0%	0 / 0%	0 / 0%	0 / 0%	0 / 0%
-I	0	0 / 0%	0 / 0%	0 / 0%	0 / 0%	0 / 0%	0 / 0%	0 / 0%
	0	0 / 0%	0 / 0%	0 / 0%	0 / 0%	0 / 0%	0 / 0%	0 / 0%

105 - LEGISLATIVE REFERENCE LIBRARY - SPECIAL TRADE UNADJUSTED GOAL IS 32.9%

T	0	0 / 0%	0 / 0%	0 / 0%	0 / 0%	0 / 0%	0 / 0%	0 / 0%
N	0	0 / 0%	0 / 0%	0 / 0%	0 / 0%	0 / 0%	0 / 0%	0 / 0%
S	***	0 / 0%	0 / 0%	0 / 0%	0 / 0%	0 / 0%	0 / 0%	0 / 0%
-TC	0	0 / 0%	0 / 0%	0 / 0%	0 / 0%	0 / 0%	0 / 0%	0 / 0%
-I	0	0 / 0%	0 / 0%	0 / 0%	0 / 0%	0 / 0%	0 / 0%	0 / 0%
	0	0 / 0%	0 / 0%	0 / 0%	0 / 0%	0 / 0%	0 / 0%	0 / 0%

*** DOLLARS REPORTED BUT NOT SHOWN IN THESE COLUMNS. T=TREASURY, N=NON-TREASURY, S=SUBCONTRACTOR FUNDS & PROCUREMENT CARD HUB PURCHASES, TC=TERM CONTRACT, I= INTER GOVERNMENTAL



TEXAS HISTORICALLY UNDERUTILIZED BUSINESS (HUB) SEMI-ANNUAL REPORT RECEIVED FOR FISCAL YEAR 2025

SECTION VII - STATE AGENCY EXPENDITURE DATA

FUND TYPE	TOTAL EXPENDITURE	TOTAL SPENT WITH HUBS AMOUNT / %	BLACK AMOUNT / %	HISPANIC AMOUNT / %	WOMAN AMOUNT / %	ASIAN PACIFIC AMOUNT / %	NATIVE AMERICAN AMOUNT / %	SERVICE- DISABLED VETERAN AMOUNT / %
-----------	-------------------	-------------------------------------	---------------------	------------------------	---------------------	--------------------------------	----------------------------------	---

105 - LEGISLATIVE REFERENCE LIBRARY - PROFESSIONAL SERVICES UNADJUSTED GOAL IS 23.7%

T	0	0 / 0%	0 / 0%	0 / 0%	0 / 0%	0 / 0%	0 / 0%	0 / 0%
N	0	0 / 0%	0 / 0%	0 / 0%	0 / 0%	0 / 0%	0 / 0%	0 / 0%
S	***	0 / 0%	0 / 0%	0 / 0%	0 / 0%	0 / 0%	0 / 0%	0 / 0%
-TC	0	0 / 0%	0 / 0%	0 / 0%	0 / 0%	0 / 0%	0 / 0%	0 / 0%
-I	0	0 / 0%	0 / 0%	0 / 0%	0 / 0%	0 / 0%	0 / 0%	0 / 0%
	0	0 / 0%	0 / 0%	0 / 0%	0 / 0%	0 / 0%	0 / 0%	0 / 0%

105 - LEGISLATIVE REFERENCE LIBRARY - OTHER SERVICES UNADJUSTED GOAL IS 26%

T	\$27,470	0 / 0%	0 / 0%	0 / 0%	0 / 0%	0 / 0%	0 / 0%	0 / 0%
N	0	0 / 0%	0 / 0%	0 / 0%	0 / 0%	0 / 0%	0 / 0%	0 / 0%
S	***	0 / 0%	0 / 0%	0 / 0%	0 / 0%	0 / 0%	0 / 0%	0 / 0%
-TC	0	0 / 0%	0 / 0%	0 / 0%	0 / 0%	0 / 0%	0 / 0%	0 / 0%
-I	0	0 / 0%	0 / 0%	0 / 0%	0 / 0%	0 / 0%	0 / 0%	0 / 0%
	\$27,470	0 / 0%	0 / 0%	0 / 0%	0 / 0%	0 / 0%	0 / 0%	0 / 0%

105 - LEGISLATIVE REFERENCE LIBRARY - COMMODITY PURCHASING UNADJUSTED GOAL IS 21.1%

T	\$14,873	0 / 0%	0 / 0%	0 / 0%	0 / 0%	0 / 0%	0 / 0%	0 / 0%
N	0	0 / 0%	0 / 0%	0 / 0%	0 / 0%	0 / 0%	0 / 0%	0 / 0%
S	***	0 / 0%	0 / 0%	0 / 0%	0 / 0%	0 / 0%	0 / 0%	0 / 0%
-TC	0	0 / 0%	0 / 0%	0 / 0%	0 / 0%	0 / 0%	0 / 0%	0 / 0%
-I	0	0 / 0%	0 / 0%	0 / 0%	0 / 0%	0 / 0%	0 / 0%	0 / 0%
	\$14,873	0 / 0%	0 / 0%	0 / 0%	0 / 0%	0 / 0%	0 / 0%	0 / 0%

*** DOLLARS REPORTED BUT NOT SHOWN IN THESE COLUMNS. T=TREASURY, N=NON-TREASURY, S=SUBCONTRACTOR FUNDS & PROCUREMENT CARD HUB PURCHASES, TC=TERM CONTRACT, I= INTER GOVERNMENT



TEXAS HISTORICALLY UNDERUTILIZED BUSINESS (HUB) SEMI-ANNUAL REPORT RECEIVED FOR FISCAL YEAR 2025

SECTION VII - STATE AGENCY EXPENDITURE DATA

FUND TYPE	TOTAL EXPENDITURE	TOTAL SPENT WITH HUBS AMOUNT / %	BLACK AMOUNT / %	HISPANIC AMOUNT / %	WOMAN AMOUNT / %	ASIAN PACIFIC AMOUNT / %	NATIVE AMERICAN AMOUNT / %	SERVICE-DISABLED VETERAN AMOUNT / %
105 - LEGISLATIVE REFERENCE LIBRARY - Statewide Grand Total Expenditures								
T	\$42,343	0 / 0%	0 / 0%	0 / 0%	0 / 0%	0 / 0%	0 / 0%	0 / 0%
N	0	0 / 0%	0 / 0%	0 / 0%	0 / 0%	0 / 0%	0 / 0%	0 / 0%
S	***	0 / 0%	0 / 0%	0 / 0%	0 / 0%	0 / 0%	0 / 0%	0 / 0%
-TC	0	0 / 0%	0 / 0%	0 / 0%	0 / 0%	0 / 0%	0 / 0%	0 / 0%
-I	0	0 / 0%	0 / 0%	0 / 0%	0 / 0%	0 / 0%	0 / 0%	0 / 0%
	\$42,343	0 / 0%	0 / 0%	0 / 0%	0 / 0%	0 / 0%	0 / 0%	0 / 0%

*** DOLLARS REPORTED BUT NOT SHOWN IN THESE COLUMNS. T=TREASURY, N=NON-TREASURY, S=SUBCONTRACTOR FUNDS & PROCUREMENT CARD HUB PURCHASES, TC=TERM CONTRACT, I= INTER GOVERNMENTAL



TEXAS HISTORICALLY UNDERUTILIZED BUSINESS (HUB) SEMI-ANNUAL REPORT RECEIVED FOR FISCAL YEAR 2025

SECTION VII - STATE AGENCY EXPENDITURE DATA

FUND TYPE	TOTAL EXPENDITURE	TOTAL SPENT WITH HUBS AMOUNT / %	BLACK AMOUNT / %	HISPANIC AMOUNT / %	WOMAN AMOUNT / %	ASIAN PACIFIC AMOUNT / %	NATIVE AMERICAN AMOUNT / %	SERVICE-DISABLED VETERAN AMOUNT / %
-----------	-------------------	----------------------------------	------------------	---------------------	------------------	--------------------------	----------------------------	-------------------------------------

116 - SUNSET ADVISORY BOARD - HEAVY CONSTRUCTION UNADJUSTED GOAL IS 11.2%

T	0	0 / 0%	0 / 0%	0 / 0%	0 / 0%	0 / 0%	0 / 0%	0 / 0%
N	0	0 / 0%	0 / 0%	0 / 0%	0 / 0%	0 / 0%	0 / 0%	0 / 0%
S	***	0 / 0%	0 / 0%	0 / 0%	0 / 0%	0 / 0%	0 / 0%	0 / 0%
-TC	0	0 / 0%	0 / 0%	0 / 0%	0 / 0%	0 / 0%	0 / 0%	0 / 0%
-I	0	0 / 0%	0 / 0%	0 / 0%	0 / 0%	0 / 0%	0 / 0%	0 / 0%
	0	0 / 0%	0 / 0%	0 / 0%	0 / 0%	0 / 0%	0 / 0%	0 / 0%

116 - SUNSET ADVISORY BOARD - BUILDING CONSTRUCTION UNADJUSTED GOAL IS 21.1%

T	0	0 / 0%	0 / 0%	0 / 0%	0 / 0%	0 / 0%	0 / 0%	0 / 0%
N	0	0 / 0%	0 / 0%	0 / 0%	0 / 0%	0 / 0%	0 / 0%	0 / 0%
S	***	0 / 0%	0 / 0%	0 / 0%	0 / 0%	0 / 0%	0 / 0%	0 / 0%
-TC	0	0 / 0%	0 / 0%	0 / 0%	0 / 0%	0 / 0%	0 / 0%	0 / 0%
-I	0	0 / 0%	0 / 0%	0 / 0%	0 / 0%	0 / 0%	0 / 0%	0 / 0%
	0	0 / 0%	0 / 0%	0 / 0%	0 / 0%	0 / 0%	0 / 0%	0 / 0%

116 - SUNSET ADVISORY BOARD - SPECIAL TRADE UNADJUSTED GOAL IS 32.9%

T	0	0 / 0%	0 / 0%	0 / 0%	0 / 0%	0 / 0%	0 / 0%	0 / 0%
N	0	0 / 0%	0 / 0%	0 / 0%	0 / 0%	0 / 0%	0 / 0%	0 / 0%
S	***	0 / 0%	0 / 0%	0 / 0%	0 / 0%	0 / 0%	0 / 0%	0 / 0%
-TC	0	0 / 0%	0 / 0%	0 / 0%	0 / 0%	0 / 0%	0 / 0%	0 / 0%
-I	0	0 / 0%	0 / 0%	0 / 0%	0 / 0%	0 / 0%	0 / 0%	0 / 0%
	0	0 / 0%	0 / 0%	0 / 0%	0 / 0%	0 / 0%	0 / 0%	0 / 0%

*** DOLLARS REPORTED BUT NOT SHOWN IN THESE COLUMNS. T=TREASURY, N=NON-TREASURY, S=SUBCONTRACTOR FUNDS & PROCUREMENT CARD HUB PURCHASES, TC=TERM CONTRACT, I= INTER GOVERNMENTAL



TEXAS HISTORICALLY UNDERUTILIZED BUSINESS (HUB) SEMI-ANNUAL REPORT RECEIVED FOR FISCAL YEAR 2025

SECTION VII - STATE AGENCY EXPENDITURE DATA

FUND TYPE	TOTAL EXPENDITURE	TOTAL SPENT WITH HUBS AMOUNT / %	BLACK AMOUNT / %	HISPANIC AMOUNT / %	WOMAN AMOUNT / %	ASIAN PACIFIC AMOUNT / %	NATIVE AMERICAN AMOUNT / %	SERVICE- DISABLED VETERAN AMOUNT / %
-----------	-------------------	-------------------------------------	---------------------	------------------------	---------------------	--------------------------------	----------------------------------	---

116 - SUNSET ADVISORY BOARD - PROFESSIONAL SERVICES UNADJUSTED GOAL IS 23.7%

T	0	0 / 0%	0 / 0%	0 / 0%	0 / 0%	0 / 0%	0 / 0%	0 / 0%
N	0	0 / 0%	0 / 0%	0 / 0%	0 / 0%	0 / 0%	0 / 0%	0 / 0%
S	***	0 / 0%	0 / 0%	0 / 0%	0 / 0%	0 / 0%	0 / 0%	0 / 0%
-TC	0	0 / 0%	0 / 0%	0 / 0%	0 / 0%	0 / 0%	0 / 0%	0 / 0%
-I	0	0 / 0%	0 / 0%	0 / 0%	0 / 0%	0 / 0%	0 / 0%	0 / 0%
	0	0 / 0%	0 / 0%	0 / 0%	0 / 0%	0 / 0%	0 / 0%	0 / 0%

116 - SUNSET ADVISORY BOARD - OTHER SERVICES UNADJUSTED GOAL IS 26%

T	\$20,449	\$10,380 / 50.76%	0 / 0%	0 / 0%	\$10,380 / 50.76%	0 / 0%	0 / 0%	0 / 0%
N	0	0 / 0%	0 / 0%	0 / 0%	0 / 0%	0 / 0%	0 / 0%	0 / 0%
S	***	0 / 0%	0 / 0%	0 / 0%	0 / 0%	0 / 0%	0 / 0%	0 / 0%
-TC	0	0 / 0%	0 / 0%	0 / 0%	0 / 0%	0 / 0%	0 / 0%	0 / 0%
-I	0	0 / 0%	0 / 0%	0 / 0%	0 / 0%	0 / 0%	0 / 0%	0 / 0%
	\$20,449	\$10,380 / 50.76%	0 / 0%	0 / 0%	\$10,380 / 50.76%	0 / 0%	0 / 0%	0 / 0%

116 - SUNSET ADVISORY BOARD - COMMODITY PURCHASING UNADJUSTED GOAL IS 21.1%

T	\$27,779	\$19,219 / 69.19%	0 / 0%	0 / 0%	\$19,219 / 69.19%	0 / 0%	0 / 0%	0 / 0%
N	0	0 / 0%	0 / 0%	0 / 0%	0 / 0%	0 / 0%	0 / 0%	0 / 0%
S	***	0 / 0%	0 / 0%	0 / 0%	0 / 0%	0 / 0%	0 / 0%	0 / 0%
-TC	0	0 / 0%	0 / 0%	0 / 0%	0 / 0%	0 / 0%	0 / 0%	0 / 0%
-I	0	0 / 0%	0 / 0%	0 / 0%	0 / 0%	0 / 0%	0 / 0%	0 / 0%
	\$27.779	\$19.219 / 69.19%	0 / 0%	0 / 0%	\$19.219 / 69.19%	0 / 0%	0 / 0%	0 / 0%

*** DOLLARS REPORTED BUT NOT SHOWN IN THESE COLUMNS. T=TREASURY, N=NON-TREASURY, S=SUBCONTRACTOR FUNDS & PROCUREMENT CARD HUB PURCHASES, TC=TERM CONTRACT, I= INTER GOVERNMENT



TEXAS HISTORICALLY UNDERUTILIZED BUSINESS (HUB) SEMI-ANNUAL REPORT RECEIVED FOR FISCAL YEAR 2025

SECTION VII - STATE AGENCY EXPENDITURE DATA

FUND TYPE	TOTAL EXPENDITURE	TOTAL SPENT WITH HUBS AMOUNT / %	BLACK AMOUNT / %	HISPANIC AMOUNT / %	WOMAN AMOUNT / %	ASIAN PACIFIC AMOUNT / %	NATIVE AMERICAN AMOUNT / %	SERVICE-DISABLED VETERAN AMOUNT / %
116 - SUNSET ADVISORY BOARD - Statewide Grand Total Expenditures								
T	\$48,228	\$29,598 / 61.37%	0 / 0%	0 / 0%	\$29,598 / 61.37%	0 / 0%	0 / 0%	0 / 0%
N	0	0 / 0%	0 / 0%	0 / 0%	0 / 0%	0 / 0%	0 / 0%	0 / 0%
S	***	0 / 0%	0 / 0%	0 / 0%	0 / 0%	0 / 0%	0 / 0%	0 / 0%
-TC	0	0 / 0%	0 / 0%	0 / 0%	0 / 0%	0 / 0%	0 / 0%	0 / 0%
-I	0	0 / 0%	0 / 0%	0 / 0%	0 / 0%	0 / 0%	0 / 0%	0 / 0%
	\$48,228	\$29,598 / 61.37%	0 / 0%	0 / 0%	\$29,598 / 61.37%	0 / 0%	0 / 0%	0 / 0%

*** DOLLARS REPORTED BUT NOT SHOWN IN THESE COLUMNS. T=TREASURY, N=NON-TREASURY, S=SUBCONTRACTOR FUNDS & PROCUREMENT CARD HUB PURCHASES, TC=TERM CONTRACT, I= INTER GOVERNMENTAL



TEXAS HISTORICALLY UNDERUTILIZED BUSINESS (HUB) SEMI-ANNUAL REPORT RECEIVED FOR FISCAL YEAR 2025

SECTION VII - STATE AGENCY EXPENDITURE DATA

FUND TYPE	TOTAL EXPENDITURE	TOTAL SPENT WITH HUBS AMOUNT / %	BLACK AMOUNT / %	HISPANIC AMOUNT / %	WOMAN AMOUNT / %	ASIAN PACIFIC AMOUNT / %	NATIVE AMERICAN AMOUNT / %	SERVICE-DISABLED VETERAN AMOUNT / %
-----------	-------------------	----------------------------------	------------------	---------------------	------------------	--------------------------	----------------------------	-------------------------------------

201 - SUPREME COURT - HEAVY CONSTRUCTION UNADJUSTED GOAL IS 11.2%

T	0	0 / 0%	0 / 0%	0 / 0%	0 / 0%	0 / 0%	0 / 0%	0 / 0%
N	0	0 / 0%	0 / 0%	0 / 0%	0 / 0%	0 / 0%	0 / 0%	0 / 0%
S	***	0 / 0%	0 / 0%	0 / 0%	0 / 0%	0 / 0%	0 / 0%	0 / 0%
-TC	0	0 / 0%	0 / 0%	0 / 0%	0 / 0%	0 / 0%	0 / 0%	0 / 0%
-I	0	0 / 0%	0 / 0%	0 / 0%	0 / 0%	0 / 0%	0 / 0%	0 / 0%
	0	0 / 0%	0 / 0%	0 / 0%	0 / 0%	0 / 0%	0 / 0%	0 / 0%

201 - SUPREME COURT - BUILDING CONSTRUCTION UNADJUSTED GOAL IS 21.1%

T	0	0 / 0%	0 / 0%	0 / 0%	0 / 0%	0 / 0%	0 / 0%	0 / 0%
N	0	0 / 0%	0 / 0%	0 / 0%	0 / 0%	0 / 0%	0 / 0%	0 / 0%
S	***	0 / 0%	0 / 0%	0 / 0%	0 / 0%	0 / 0%	0 / 0%	0 / 0%
-TC	0	0 / 0%	0 / 0%	0 / 0%	0 / 0%	0 / 0%	0 / 0%	0 / 0%
-I	0	0 / 0%	0 / 0%	0 / 0%	0 / 0%	0 / 0%	0 / 0%	0 / 0%
	0	0 / 0%	0 / 0%	0 / 0%	0 / 0%	0 / 0%	0 / 0%	0 / 0%

201 - SUPREME COURT - SPECIAL TRADE UNADJUSTED GOAL IS 32.9%

T	\$953	0 / 0%	0 / 0%	0 / 0%	0 / 0%	0 / 0%	0 / 0%	0 / 0%
N	0	0 / 0%	0 / 0%	0 / 0%	0 / 0%	0 / 0%	0 / 0%	0 / 0%
S	***	0 / 0%	0 / 0%	0 / 0%	0 / 0%	0 / 0%	0 / 0%	0 / 0%
-TC	0	0 / 0%	0 / 0%	0 / 0%	0 / 0%	0 / 0%	0 / 0%	0 / 0%
-I	0	0 / 0%	0 / 0%	0 / 0%	0 / 0%	0 / 0%	0 / 0%	0 / 0%
	\$953	0 / 0%	0 / 0%	0 / 0%	0 / 0%	0 / 0%	0 / 0%	0 / 0%

*** DOLLARS REPORTED BUT NOT SHOWN IN THESE COLUMNS. T=TREASURY, N=NON-TREASURY, S=SUBCONTRACTOR FUNDS & PROCUREMENT CARD HUB PURCHASES, TC=TERM CONTRACT, I= INTER GOVERNMENTAL



TEXAS HISTORICALLY UNDERUTILIZED BUSINESS (HUB) SEMI-ANNUAL REPORT RECEIVED FOR FISCAL YEAR 2025

SECTION VII - STATE AGENCY EXPENDITURE DATA

FUND TYPE	TOTAL EXPENDITURE	TOTAL SPENT WITH HUBS AMOUNT / %	BLACK AMOUNT / %	HISPANIC AMOUNT / %	WOMAN AMOUNT / %	ASIAN PACIFIC AMOUNT / %	NATIVE AMERICAN AMOUNT / %	SERVICE- DISABLED VETERAN AMOUNT / %
-----------	-------------------	-------------------------------------	---------------------	------------------------	---------------------	--------------------------------	----------------------------------	---

201 - SUPREME COURT - PROFESSIONAL SERVICES UNADJUSTED GOAL IS 23.7%

T	0	0 / 0%	0 / 0%	0 / 0%	0 / 0%	0 / 0%	0 / 0%	0 / 0%
N	0	0 / 0%	0 / 0%	0 / 0%	0 / 0%	0 / 0%	0 / 0%	0 / 0%
S	***	0 / 0%	0 / 0%	0 / 0%	0 / 0%	0 / 0%	0 / 0%	0 / 0%
-TC	0	0 / 0%	0 / 0%	0 / 0%	0 / 0%	0 / 0%	0 / 0%	0 / 0%
-I	0	0 / 0%	0 / 0%	0 / 0%	0 / 0%	0 / 0%	0 / 0%	0 / 0%
	0	0 / 0%	0 / 0%	0 / 0%	0 / 0%	0 / 0%	0 / 0%	0 / 0%

201 - SUPREME COURT - OTHER SERVICES UNADJUSTED GOAL IS 26%

T	\$471,333	\$360,369 / 76.46%	0 / 0%	\$246 / 0.05%	\$360,123 / 76.41%	0 / 0%	0 / 0%	0 / 0%
N	\$31,709	0 / 0%	0 / 0%	0 / 0%	0 / 0%	0 / 0%	0 / 0%	0 / 0%
S	***	0 / 0%	0 / 0%	0 / 0%	0 / 0%	0 / 0%	0 / 0%	0 / 0%
-TC	\$278	0 / 0%	0 / 0%	0 / 0%	0 / 0%	0 / 0%	0 / 0%	0 / 0%
-I	0	0 / 0%	0 / 0%	0 / 0%	0 / 0%	0 / 0%	0 / 0%	0 / 0%
	\$502,763	\$360,369 / 76.46%	0 / 0%	\$246 / 0.05%	\$360,123 / 76.41%	0 / 0%	0 / 0%	0 / 0%

201 - SUPREME COURT - COMMODITY PURCHASING UNADJUSTED GOAL IS 21.1%

T	\$51,650	\$8,543 / 16.54%	0 / 0%	0 / 0%	\$8,543 / 16.54%	0 / 0%	0 / 0%	0 / 0%
N	\$560	0 / 0%	0 / 0%	0 / 0%	0 / 0%	0 / 0%	0 / 0%	0 / 0%
S	***	0 / 0%	0 / 0%	0 / 0%	0 / 0%	0 / 0%	0 / 0%	0 / 0%
-TC	\$6,455	0 / 0%	0 / 0%	0 / 0%	0 / 0%	0 / 0%	0 / 0%	0 / 0%
-I	0	0 / 0%	0 / 0%	0 / 0%	0 / 0%	0 / 0%	0 / 0%	0 / 0%
	\$45,755	\$8,543 / 16.54%	0 / 0%	0 / 0%	\$8,543 / 16.54%	0 / 0%	0 / 0%	0 / 0%

*** DOLLARS REPORTED BUT NOT SHOWN IN THESE COLUMNS. T=TREASURY, N=NON-TREASURY, S=SUBCONTRACTOR FUNDS & PROCUREMENT CARD HUB PURCHASES, TC=TERM CONTRACT, I= INTER GOVERNMENT



TEXAS HISTORICALLY UNDERUTILIZED BUSINESS (HUB) SEMI-ANNUAL REPORT RECEIVED FOR FISCAL YEAR 2025

SECTION VII - STATE AGENCY EXPENDITURE DATA

FUND TYPE	TOTAL EXPENDITURE	TOTAL SPENT WITH HUBS AMOUNT / %	BLACK AMOUNT / %	HISPANIC AMOUNT / %	WOMAN AMOUNT / %	ASIAN PACIFIC AMOUNT / %	NATIVE AMERICAN AMOUNT / %	SERVICE-DISABLED VETERAN AMOUNT / %
201 - SUPREME COURT - Statewide Grand Total Expenditures								
T	\$523,936	\$368,912 / 70.41%	0 / 0%	\$246 / 0.05%	\$368,666 / 70.36%	0 / 0%	0 / 0%	0 / 0%
N	\$32,269	0 / 0%	0 / 0%	0 / 0%	0 / 0%	0 / 0%	0 / 0%	0 / 0%
S	***	0 / 0%	0 / 0%	0 / 0%	0 / 0%	0 / 0%	0 / 0%	0 / 0%
-TC	\$6,733	0 / 0%	0 / 0%	0 / 0%	0 / 0%	0 / 0%	0 / 0%	0 / 0%
-I	0	0 / 0%	0 / 0%	0 / 0%	0 / 0%	0 / 0%	0 / 0%	0 / 0%
	\$549,472	\$368,912 / 70.41%	0 / 0%	\$246 / 0.05%	\$368,666 / 70.36%	0 / 0%	0 / 0%	0 / 0%

*** DOLLARS REPORTED BUT NOT SHOWN IN THESE COLUMNS. T=TREASURY, N=NON-TREASURY, S=SUBCONTRACTOR FUNDS & PROCUREMENT CARD HUB PURCHASES, TC=TERM CONTRACT, I= INTER GOVERNMENTAL



TEXAS HISTORICALLY UNDERUTILIZED BUSINESS (HUB) SEMI-ANNUAL REPORT RECEIVED FOR FISCAL YEAR 2025

SECTION VII - STATE AGENCY EXPENDITURE DATA

FUND TYPE	TOTAL EXPENDITURE	TOTAL SPENT WITH HUBS AMOUNT / %	BLACK AMOUNT / %	HISPANIC AMOUNT / %	WOMAN AMOUNT / %	ASIAN PACIFIC AMOUNT / %	NATIVE AMERICAN AMOUNT / %	SERVICE-DISABLED VETERAN AMOUNT / %
-----------	-------------------	----------------------------------	------------------	---------------------	------------------	--------------------------	----------------------------	-------------------------------------

211 - COURT OF CRIMINAL APPEALS - HEAVY CONSTRUCTION UNADJUSTED GOAL IS 11.2%

T	0	0 / 0%	0 / 0%	0 / 0%	0 / 0%	0 / 0%	0 / 0%	0 / 0%
N	0	0 / 0%	0 / 0%	0 / 0%	0 / 0%	0 / 0%	0 / 0%	0 / 0%
S	***	0 / 0%	0 / 0%	0 / 0%	0 / 0%	0 / 0%	0 / 0%	0 / 0%
-TC	0	0 / 0%	0 / 0%	0 / 0%	0 / 0%	0 / 0%	0 / 0%	0 / 0%
-I	0	0 / 0%	0 / 0%	0 / 0%	0 / 0%	0 / 0%	0 / 0%	0 / 0%
	0	0 / 0%	0 / 0%	0 / 0%	0 / 0%	0 / 0%	0 / 0%	0 / 0%

211 - COURT OF CRIMINAL APPEALS - BUILDING CONSTRUCTION UNADJUSTED GOAL IS 21.1%

T	0	0 / 0%	0 / 0%	0 / 0%	0 / 0%	0 / 0%	0 / 0%	0 / 0%
N	0	0 / 0%	0 / 0%	0 / 0%	0 / 0%	0 / 0%	0 / 0%	0 / 0%
S	***	0 / 0%	0 / 0%	0 / 0%	0 / 0%	0 / 0%	0 / 0%	0 / 0%
-TC	0	0 / 0%	0 / 0%	0 / 0%	0 / 0%	0 / 0%	0 / 0%	0 / 0%
-I	0	0 / 0%	0 / 0%	0 / 0%	0 / 0%	0 / 0%	0 / 0%	0 / 0%
	0	0 / 0%	0 / 0%	0 / 0%	0 / 0%	0 / 0%	0 / 0%	0 / 0%

211 - COURT OF CRIMINAL APPEALS - SPECIAL TRADE UNADJUSTED GOAL IS 32.9%

T	0	0 / 0%	0 / 0%	0 / 0%	0 / 0%	0 / 0%	0 / 0%	0 / 0%
N	0	0 / 0%	0 / 0%	0 / 0%	0 / 0%	0 / 0%	0 / 0%	0 / 0%
S	***	0 / 0%	0 / 0%	0 / 0%	0 / 0%	0 / 0%	0 / 0%	0 / 0%
-TC	0	0 / 0%	0 / 0%	0 / 0%	0 / 0%	0 / 0%	0 / 0%	0 / 0%
-I	0	0 / 0%	0 / 0%	0 / 0%	0 / 0%	0 / 0%	0 / 0%	0 / 0%
	0	0 / 0%	0 / 0%	0 / 0%	0 / 0%	0 / 0%	0 / 0%	0 / 0%

*** DOLLARS REPORTED BUT NOT SHOWN IN THESE COLUMNS. T=TREASURY, N=NON-TREASURY, S=SUBCONTRACTOR FUNDS & PROCUREMENT CARD HUB PURCHASES, TC=TERM CONTRACT, I= INTER GOVERNMENTAL



TEXAS HISTORICALLY UNDERUTILIZED BUSINESS (HUB) SEMI-ANNUAL REPORT RECEIVED FOR FISCAL YEAR 2025

SECTION VII - STATE AGENCY EXPENDITURE DATA

FUND TYPE	TOTAL EXPENDITURE	TOTAL SPENT WITH HUBS AMOUNT / %	BLACK AMOUNT / %	HISPANIC AMOUNT / %	WOMAN AMOUNT / %	ASIAN PACIFIC AMOUNT / %	NATIVE AMERICAN AMOUNT / %	SERVICE-DISABLED VETERAN AMOUNT / %
-----------	-------------------	----------------------------------	------------------	---------------------	------------------	--------------------------	----------------------------	-------------------------------------

211 - COURT OF CRIMINAL APPEALS - PROFESSIONAL SERVICES UNADJUSTED GOAL IS 23.7%

T	0	0 / 0%	0 / 0%	0 / 0%	0 / 0%	0 / 0%	0 / 0%	0 / 0%
N	0	0 / 0%	0 / 0%	0 / 0%	0 / 0%	0 / 0%	0 / 0%	0 / 0%
S	***	0 / 0%	0 / 0%	0 / 0%	0 / 0%	0 / 0%	0 / 0%	0 / 0%
-TC	0	0 / 0%	0 / 0%	0 / 0%	0 / 0%	0 / 0%	0 / 0%	0 / 0%
-I	0	0 / 0%	0 / 0%	0 / 0%	0 / 0%	0 / 0%	0 / 0%	0 / 0%
	0	0 / 0%	0 / 0%	0 / 0%	0 / 0%	0 / 0%	0 / 0%	0 / 0%

211 - COURT OF CRIMINAL APPEALS - OTHER SERVICES UNADJUSTED GOAL IS 26%

T	\$28,161	0 / 0%	0 / 0%	0 / 0%	0 / 0%	0 / 0%	0 / 0%	0 / 0%
N	0	0 / 0%	0 / 0%	0 / 0%	0 / 0%	0 / 0%	0 / 0%	0 / 0%
S	***	0 / 0%	0 / 0%	0 / 0%	0 / 0%	0 / 0%	0 / 0%	0 / 0%
-TC	\$111	0 / 0%	0 / 0%	0 / 0%	0 / 0%	0 / 0%	0 / 0%	0 / 0%
-I	0	0 / 0%	0 / 0%	0 / 0%	0 / 0%	0 / 0%	0 / 0%	0 / 0%
	\$28,050	0 / 0%	0 / 0%	0 / 0%	0 / 0%	0 / 0%	0 / 0%	0 / 0%

211 - COURT OF CRIMINAL APPEALS - COMMODITY PURCHASING UNADJUSTED GOAL IS 21.1%

T	\$6,958	\$532 / 7.65%	0 / 0%	0 / 0%	\$532 / 7.65%	0 / 0%	0 / 0%	0 / 0%
N	0	0 / 0%	0 / 0%	0 / 0%	0 / 0%	0 / 0%	0 / 0%	0 / 0%
S	***	0 / 0%	0 / 0%	0 / 0%	0 / 0%	0 / 0%	0 / 0%	0 / 0%
-TC	\$196	0 / 0%	0 / 0%	0 / 0%	0 / 0%	0 / 0%	0 / 0%	0 / 0%
-I	0	0 / 0%	0 / 0%	0 / 0%	0 / 0%	0 / 0%	0 / 0%	0 / 0%
	\$6,763	\$532 / 7.65%	0 / 0%	0 / 0%	\$532 / 7.65%	0 / 0%	0 / 0%	0 / 0%

*** DOLLARS REPORTED BUT NOT SHOWN IN THESE COLUMNS. T=TREASURY, N=NON-TREASURY, S=SUBCONTRACTOR FUNDS & PROCUREMENT CARD HUB PURCHASES, TC=TERM CONTRACT, I= INTER GOVERNMENTAL



TEXAS HISTORICALLY UNDERUTILIZED BUSINESS (HUB) SEMI-ANNUAL REPORT RECEIVED FOR FISCAL YEAR 2025

SECTION VII - STATE AGENCY EXPENDITURE DATA

FUND TYPE	TOTAL EXPENDITURE	TOTAL SPENT WITH HUBS AMOUNT / %	BLACK AMOUNT / %	HISPANIC AMOUNT / %	WOMAN AMOUNT / %	ASIAN PACIFIC AMOUNT / %	NATIVE AMERICAN AMOUNT / %	SERVICE-DISABLED VETERAN AMOUNT / %
211 - COURT OF CRIMINAL APPEALS - Statewide Grand Total Expenditures								
T	\$35,119	\$532 / 1.51%	0 / 0%	0 / 0%	\$532 / 1.51%	0 / 0%	0 / 0%	0 / 0%
N	0	0 / 0%	0 / 0%	0 / 0%	0 / 0%	0 / 0%	0 / 0%	0 / 0%
S	***	0 / 0%	0 / 0%	0 / 0%	0 / 0%	0 / 0%	0 / 0%	0 / 0%
-TC	\$307	0 / 0%	0 / 0%	0 / 0%	0 / 0%	0 / 0%	0 / 0%	0 / 0%
-I	0	0 / 0%	0 / 0%	0 / 0%	0 / 0%	0 / 0%	0 / 0%	0 / 0%
	\$34,812	\$532 / 1.51%	0 / 0%	0 / 0%	\$532 / 1.51%	0 / 0%	0 / 0%	0 / 0%

*** DOLLARS REPORTED BUT NOT SHOWN IN THESE COLUMNS. T=TREASURY, N=NON-TREASURY, S=SUBCONTRACTOR FUNDS & PROCUREMENT CARD HUB PURCHASES, TC=TERM CONTRACT, I= INTER GOVERNMENTAL



TEXAS HISTORICALLY UNDERUTILIZED BUSINESS (HUB) SEMI-ANNUAL REPORT RECEIVED FOR FISCAL YEAR 2025

SECTION VII - STATE AGENCY EXPENDITURE DATA

FUND TYPE	TOTAL EXPENDITURE	TOTAL SPENT WITH HUBS AMOUNT / %	BLACK AMOUNT / %	HISPANIC AMOUNT / %	WOMAN AMOUNT / %	ASIAN PACIFIC AMOUNT / %	NATIVE AMERICAN AMOUNT / %	SERVICE-DISABLED VETERAN AMOUNT / %
-----------	-------------------	----------------------------------	------------------	---------------------	------------------	--------------------------	----------------------------	-------------------------------------

212 - OFFICE OF COURT ADMINISTRATION - HEAVY CONSTRUCTION UNADJUSTED GOAL IS 11.2%

T	0	0 / 0%	0 / 0%	0 / 0%	0 / 0%	0 / 0%	0 / 0%	0 / 0%
N	0	0 / 0%	0 / 0%	0 / 0%	0 / 0%	0 / 0%	0 / 0%	0 / 0%
S	***	0 / 0%	0 / 0%	0 / 0%	0 / 0%	0 / 0%	0 / 0%	0 / 0%
-TC	0	0 / 0%	0 / 0%	0 / 0%	0 / 0%	0 / 0%	0 / 0%	0 / 0%
-I	0	0 / 0%	0 / 0%	0 / 0%	0 / 0%	0 / 0%	0 / 0%	0 / 0%
	0	0 / 0%	0 / 0%	0 / 0%	0 / 0%	0 / 0%	0 / 0%	0 / 0%

212 - OFFICE OF COURT ADMINISTRATION - BUILDING CONSTRUCTION UNADJUSTED GOAL IS 21.1%

T	0	0 / 0%	0 / 0%	0 / 0%	0 / 0%	0 / 0%	0 / 0%	0 / 0%
N	0	0 / 0%	0 / 0%	0 / 0%	0 / 0%	0 / 0%	0 / 0%	0 / 0%
S	***	0 / 0%	0 / 0%	0 / 0%	0 / 0%	0 / 0%	0 / 0%	0 / 0%
-TC	0	0 / 0%	0 / 0%	0 / 0%	0 / 0%	0 / 0%	0 / 0%	0 / 0%
-I	0	0 / 0%	0 / 0%	0 / 0%	0 / 0%	0 / 0%	0 / 0%	0 / 0%
	0	0 / 0%	0 / 0%	0 / 0%	0 / 0%	0 / 0%	0 / 0%	0 / 0%

212 - OFFICE OF COURT ADMINISTRATION - SPECIAL TRADE UNADJUSTED GOAL IS 32.9%

T	0	0 / 0%	0 / 0%	0 / 0%	0 / 0%	0 / 0%	0 / 0%	0 / 0%
N	0	0 / 0%	0 / 0%	0 / 0%	0 / 0%	0 / 0%	0 / 0%	0 / 0%
S	***	0 / 0%	0 / 0%	0 / 0%	0 / 0%	0 / 0%	0 / 0%	0 / 0%
-TC	0	0 / 0%	0 / 0%	0 / 0%	0 / 0%	0 / 0%	0 / 0%	0 / 0%
-I	0	0 / 0%	0 / 0%	0 / 0%	0 / 0%	0 / 0%	0 / 0%	0 / 0%
	0	0 / 0%	0 / 0%	0 / 0%	0 / 0%	0 / 0%	0 / 0%	0 / 0%

*** DOLLARS REPORTED BUT NOT SHOWN IN THESE COLUMNS. T=TREASURY, N=NON-TREASURY, S=SUBCONTRACTOR FUNDS & PROCUREMENT CARD HUB PURCHASES, TC=TERM CONTRACT, I= INTER GOVERNMENTAL



TEXAS HISTORICALLY UNDERUTILIZED BUSINESS (HUB) SEMI-ANNUAL REPORT RECEIVED FOR FISCAL YEAR 2025

SECTION VII - STATE AGENCY EXPENDITURE DATA

FUND TYPE	TOTAL EXPENDITURE	TOTAL SPENT WITH HUBS AMOUNT / %	BLACK AMOUNT / %	HISPANIC AMOUNT / %	WOMAN AMOUNT / %	ASIAN PACIFIC AMOUNT / %	NATIVE AMERICAN AMOUNT / %	SERVICE-DISABLED VETERAN AMOUNT / %
-----------	-------------------	----------------------------------	------------------	---------------------	------------------	--------------------------	----------------------------	-------------------------------------

212 - OFFICE OF COURT ADMINISTRATION - PROFESSIONAL SERVICES UNADJUSTED GOAL IS 23.7%

T	0	0 / 0%	0 / 0%	0 / 0%	0 / 0%	0 / 0%	0 / 0%	0 / 0%
N	0	0 / 0%	0 / 0%	0 / 0%	0 / 0%	0 / 0%	0 / 0%	0 / 0%
S	***	0 / 0%	0 / 0%	0 / 0%	0 / 0%	0 / 0%	0 / 0%	0 / 0%
-TC	0	0 / 0%	0 / 0%	0 / 0%	0 / 0%	0 / 0%	0 / 0%	0 / 0%
-I	0	0 / 0%	0 / 0%	0 / 0%	0 / 0%	0 / 0%	0 / 0%	0 / 0%
	0	0 / 0%	0 / 0%	0 / 0%	0 / 0%	0 / 0%	0 / 0%	0 / 0%

212 - OFFICE OF COURT ADMINISTRATION - OTHER SERVICES UNADJUSTED GOAL IS 26%

T	\$14,370,929	\$401,018 / 2.79%	0 / 0%	\$294,000 / 2.05%	\$22,691 / 0.16%	\$78,800 / 0.55%	\$5,527 / 0.04%	0 / 0%
N	0	0 / 0%	0 / 0%	0 / 0%	0 / 0%	0 / 0%	0 / 0%	0 / 0%
S	***	0 / 0%	0 / 0%	0 / 0%	0 / 0%	0 / 0%	0 / 0%	0 / 0%
-TC	\$6,664	0 / 0%	0 / 0%	0 / 0%	0 / 0%	0 / 0%	0 / 0%	0 / 0%
-I	\$421,334	0 / 0%	0 / 0%	0 / 0%	0 / 0%	0 / 0%	0 / 0%	0 / 0%
	\$13,942,931	\$401,018 / 2.79%	0 / 0%	\$294,000 / 2.05%	\$22,691 / 0.16%	\$78,800 / 0.55%	\$5,527 / 0.04%	0 / 0%

212 - OFFICE OF COURT ADMINISTRATION - COMMODITY PURCHASING UNADJUSTED GOAL IS 21.1%

T	\$444,912	\$22,034 / 4.95%	0 / 0%	0 / 0%	\$22,034 / 4.95%	0 / 0%	0 / 0%	0 / 0%
N	0	0 / 0%	0 / 0%	0 / 0%	0 / 0%	0 / 0%	0 / 0%	0 / 0%
S	***	0 / 0%	0 / 0%	0 / 0%	0 / 0%	0 / 0%	0 / 0%	0 / 0%
-TC	\$178,667	0 / 0%	0 / 0%	0 / 0%	0 / 0%	0 / 0%	0 / 0%	0 / 0%
-I	\$41	0 / 0%	0 / 0%	0 / 0%	0 / 0%	0 / 0%	0 / 0%	0 / 0%
	\$266,203	\$22,034 / 4.95%	0 / 0%	0 / 0%	\$22,034 / 4.95%	0 / 0%	0 / 0%	0 / 0%

*** DOLLARS REPORTED BUT NOT SHOWN IN THESE COLUMNS. T=TREASURY, N=NON-TREASURY, S=SUBCONTRACTOR FUNDS & PROCUREMENT CARD HUB PURCHASES, TC=TERM CONTRACT, I= INTER GOVERNMENTAL



TEXAS HISTORICALLY UNDERUTILIZED BUSINESS (HUB) SEMI-ANNUAL REPORT RECEIVED FOR FISCAL YEAR 2025

SECTION VII - STATE AGENCY EXPENDITURE DATA

FUND TYPE	TOTAL EXPENDITURE	TOTAL SPENT WITH HUBS AMOUNT / %	BLACK AMOUNT / %	HISPANIC AMOUNT / %	WOMAN AMOUNT / %	ASIAN PACIFIC AMOUNT / %	NATIVE AMERICAN AMOUNT / %	SERVICE-DISABLED VETERAN AMOUNT / %
212 - OFFICE OF COURT ADMINISTRATION - Statewide Grand Total Expenditures								
T	\$14,815,841	\$423,052 / 2.86%	0 / 0%	\$294,000 / 1.98%	\$44,725 / 0.30%	\$78,800 / 0.53%	\$5,527 / 0.04%	0 / 0%
N	0	0 / 0%	0 / 0%	0 / 0%	0 / 0%	0 / 0%	0 / 0%	0 / 0%
S	***	0 / 0%	0 / 0%	0 / 0%	0 / 0%	0 / 0%	0 / 0%	0 / 0%
-TC	\$185,331	0 / 0%	0 / 0%	0 / 0%	0 / 0%	0 / 0%	0 / 0%	0 / 0%
-I	\$421,375	0 / 0%	0 / 0%	0 / 0%	0 / 0%	0 / 0%	0 / 0%	0 / 0%
	\$14,209,134	\$423,052 / 2.86%	0 / 0%	\$294,000 / 1.98%	\$44,725 / 0.30%	\$78,800 / 0.53%	\$5,527 / 0.04%	0 / 0%

*** DOLLARS REPORTED BUT NOT SHOWN IN THESE COLUMNS. T=TREASURY, N=NON-TREASURY, S=SUBCONTRACTOR FUNDS & PROCUREMENT CARD HUB PURCHASES, TC=TERM CONTRACT, I= INTER GOVERNMENTAL



TEXAS HISTORICALLY UNDERUTILIZED BUSINESS (HUB) SEMI-ANNUAL REPORT RECEIVED FOR FISCAL YEAR 2025

SECTION VII - STATE AGENCY EXPENDITURE DATA

FUND TYPE	TOTAL EXPENDITURE	TOTAL SPENT WITH HUBS AMOUNT / %	BLACK AMOUNT / %	HISPANIC AMOUNT / %	WOMAN AMOUNT / %	ASIAN PACIFIC AMOUNT / %	NATIVE AMERICAN AMOUNT / %	SERVICE- DISABLED VETERAN AMOUNT / %
-----------	-------------------	-------------------------------------	---------------------	------------------------	---------------------	--------------------------------	----------------------------------	---

213 - OFFICE OF STATE PROSECUTING ATTORNEY - HEAVY CONSTRUCTION UNADJUSTED GOAL IS 11.2%

T	0	0 / 0%	0 / 0%	0 / 0%	0 / 0%	0 / 0%	0 / 0%	0 / 0%
N	0	0 / 0%	0 / 0%	0 / 0%	0 / 0%	0 / 0%	0 / 0%	0 / 0%
S	***	0 / 0%	0 / 0%	0 / 0%	0 / 0%	0 / 0%	0 / 0%	0 / 0%
-TC	0	0 / 0%	0 / 0%	0 / 0%	0 / 0%	0 / 0%	0 / 0%	0 / 0%
-I	0	0 / 0%	0 / 0%	0 / 0%	0 / 0%	0 / 0%	0 / 0%	0 / 0%
	0	0 / 0%	0 / 0%	0 / 0%	0 / 0%	0 / 0%	0 / 0%	0 / 0%

213 - OFFICE OF STATE PROSECUTING ATTORNEY - BUILDING CONSTRUCTION UNADJUSTED GOAL IS 21.1%

T	0	0 / 0%	0 / 0%	0 / 0%	0 / 0%	0 / 0%	0 / 0%	0 / 0%
N	0	0 / 0%	0 / 0%	0 / 0%	0 / 0%	0 / 0%	0 / 0%	0 / 0%
S	***	0 / 0%	0 / 0%	0 / 0%	0 / 0%	0 / 0%	0 / 0%	0 / 0%
-TC	0	0 / 0%	0 / 0%	0 / 0%	0 / 0%	0 / 0%	0 / 0%	0 / 0%
-I	0	0 / 0%	0 / 0%	0 / 0%	0 / 0%	0 / 0%	0 / 0%	0 / 0%
	0	0 / 0%	0 / 0%	0 / 0%	0 / 0%	0 / 0%	0 / 0%	0 / 0%

213 - OFFICE OF STATE PROSECUTING ATTORNEY - SPECIAL TRADE UNADJUSTED GOAL IS 32.9%

T	0	0 / 0%	0 / 0%	0 / 0%	0 / 0%	0 / 0%	0 / 0%	0 / 0%
N	0	0 / 0%	0 / 0%	0 / 0%	0 / 0%	0 / 0%	0 / 0%	0 / 0%
S	***	0 / 0%	0 / 0%	0 / 0%	0 / 0%	0 / 0%	0 / 0%	0 / 0%
-TC	0	0 / 0%	0 / 0%	0 / 0%	0 / 0%	0 / 0%	0 / 0%	0 / 0%
-I	0	0 / 0%	0 / 0%	0 / 0%	0 / 0%	0 / 0%	0 / 0%	0 / 0%
	0	0 / 0%	0 / 0%	0 / 0%	0 / 0%	0 / 0%	0 / 0%	0 / 0%

*** DOLLARS REPORTED BUT NOT SHOWN IN THESE COLUMNS. T=TREASURY, N=NON-TREASURY, S=SUBCONTRACTOR FUNDS & PROCUREMENT CARD HUB PURCHASES, TC=TERM CONTRACT, I= INTER GOVERNMENT



TEXAS HISTORICALLY UNDERUTILIZED BUSINESS (HUB) SEMI-ANNUAL REPORT RECEIVED FOR FISCAL YEAR 2025

SECTION VII - STATE AGENCY EXPENDITURE DATA

FUND TYPE	TOTAL EXPENDITURE	TOTAL SPENT WITH HUBS AMOUNT / %	BLACK AMOUNT / %	HISPANIC AMOUNT / %	WOMAN AMOUNT / %	ASIAN PACIFIC AMOUNT / %	NATIVE AMERICAN AMOUNT / %	SERVICE- DISABLED VETERAN AMOUNT / %
-----------	-------------------	-------------------------------------	---------------------	------------------------	---------------------	--------------------------------	----------------------------------	---

213 - OFFICE OF STATE PROSECUTING ATTORNEY - PROFESSIONAL SERVICES UNADJUSTED GOAL IS 23.7%

T	0	0 / 0%	0 / 0%	0 / 0%	0 / 0%	0 / 0%	0 / 0%	0 / 0%
N	0	0 / 0%	0 / 0%	0 / 0%	0 / 0%	0 / 0%	0 / 0%	0 / 0%
S	***	0 / 0%	0 / 0%	0 / 0%	0 / 0%	0 / 0%	0 / 0%	0 / 0%
-TC	0	0 / 0%	0 / 0%	0 / 0%	0 / 0%	0 / 0%	0 / 0%	0 / 0%
-I	0	0 / 0%	0 / 0%	0 / 0%	0 / 0%	0 / 0%	0 / 0%	0 / 0%
	0	0 / 0%	0 / 0%	0 / 0%	0 / 0%	0 / 0%	0 / 0%	0 / 0%

213 - OFFICE OF STATE PROSECUTING ATTORNEY - OTHER SERVICES UNADJUSTED GOAL IS 26%

T	\$6,242	0 / 0%	0 / 0%	0 / 0%	0 / 0%	0 / 0%	0 / 0%	0 / 0%
N	0	0 / 0%	0 / 0%	0 / 0%	0 / 0%	0 / 0%	0 / 0%	0 / 0%
S	***	0 / 0%	0 / 0%	0 / 0%	0 / 0%	0 / 0%	0 / 0%	0 / 0%
-TC	0	0 / 0%	0 / 0%	0 / 0%	0 / 0%	0 / 0%	0 / 0%	0 / 0%
-I	0	0 / 0%	0 / 0%	0 / 0%	0 / 0%	0 / 0%	0 / 0%	0 / 0%
	\$6,242	0 / 0%	0 / 0%	0 / 0%	0 / 0%	0 / 0%	0 / 0%	0 / 0%

213 - OFFICE OF STATE PROSECUTING ATTORNEY - COMMODITY PURCHASING UNADJUSTED GOAL IS 21.1%

T	\$173	\$65 / 37.47%	0 / 0%	0 / 0%	\$65 / 37.47%	0 / 0%	0 / 0%	0 / 0%
N	0	0 / 0%	0 / 0%	0 / 0%	0 / 0%	0 / 0%	0 / 0%	0 / 0%
S	***	0 / 0%	0 / 0%	0 / 0%	0 / 0%	0 / 0%	0 / 0%	0 / 0%
-TC	\$108	0 / 0%	0 / 0%	0 / 0%	0 / 0%	0 / 0%	0 / 0%	0 / 0%
-I	0	0 / 0%	0 / 0%	0 / 0%	0 / 0%	0 / 0%	0 / 0%	0 / 0%
	\$65	\$65 / 37.47%	0 / 0%	0 / 0%	\$65 / 37.47%	0 / 0%	0 / 0%	0 / 0%

*** DOLLARS REPORTED BUT NOT SHOWN IN THESE COLUMNS. T=TREASURY, N=NON-TREASURY, S=SUBCONTRACTOR FUNDS & PROCUREMENT CARD HUB PURCHASES, TC=TERM CONTRACT, I= INTER GOVERNMENT



TEXAS HISTORICALLY UNDERUTILIZED BUSINESS (HUB) SEMI-ANNUAL REPORT RECEIVED FOR FISCAL YEAR 2025

SECTION VII - STATE AGENCY EXPENDITURE DATA

FUND TYPE	TOTAL EXPENDITURE	TOTAL SPENT WITH HUBS AMOUNT / %	BLACK AMOUNT / %	HISPANIC AMOUNT / %	WOMAN AMOUNT / %	ASIAN PACIFIC AMOUNT / %	NATIVE AMERICAN AMOUNT / %	SERVICE-DISABLED VETERAN AMOUNT / %
213 - OFFICE OF STATE PROSECUTING ATTORNEY - Statewide Grand Total Expenditures								
T	\$6,415	\$65 / 1.01%	0 / 0%	0 / 0%	\$65 / 1.01%	0 / 0%	0 / 0%	0 / 0%
N	0	0 / 0%	0 / 0%	0 / 0%	0 / 0%	0 / 0%	0 / 0%	0 / 0%
S	***	0 / 0%	0 / 0%	0 / 0%	0 / 0%	0 / 0%	0 / 0%	0 / 0%
-TC	\$108	0 / 0%	0 / 0%	0 / 0%	0 / 0%	0 / 0%	0 / 0%	0 / 0%
-I	0	0 / 0%	0 / 0%	0 / 0%	0 / 0%	0 / 0%	0 / 0%	0 / 0%
	\$6,307	\$65 / 1.01%	0 / 0%	0 / 0%	\$65 / 1.01%	0 / 0%	0 / 0%	0 / 0%

*** DOLLARS REPORTED BUT NOT SHOWN IN THESE COLUMNS. T=TREASURY, N=NON-TREASURY, S=SUBCONTRACTOR FUNDS & PROCUREMENT CARD HUB PURCHASES, TC=TERM CONTRACT, I= INTER GOVERNMENTAL



TEXAS HISTORICALLY UNDERUTILIZED BUSINESS (HUB) SEMI-ANNUAL REPORT RECEIVED FOR FISCAL YEAR 2025

SECTION VII - STATE AGENCY EXPENDITURE DATA

FUND TYPE	TOTAL EXPENDITURE	TOTAL SPENT WITH HUBS AMOUNT / %	BLACK AMOUNT / %	HISPANIC AMOUNT / %	WOMAN AMOUNT / %	ASIAN PACIFIC AMOUNT / %	NATIVE AMERICAN AMOUNT / %	SERVICE-DISABLED VETERAN AMOUNT / %
215 - OFFICE OF CAPITAL AND FORENSIC WRITS - HEAVY CONSTRUCTION UNADJUSTED GOAL IS 11.2%								
T	0	0 / 0%	0 / 0%	0 / 0%	0 / 0%	0 / 0%	0 / 0%	0 / 0%
N	0	0 / 0%	0 / 0%	0 / 0%	0 / 0%	0 / 0%	0 / 0%	0 / 0%
S	***	0 / 0%	0 / 0%	0 / 0%	0 / 0%	0 / 0%	0 / 0%	0 / 0%
-TC	0	0 / 0%	0 / 0%	0 / 0%	0 / 0%	0 / 0%	0 / 0%	0 / 0%
-I	0	0 / 0%	0 / 0%	0 / 0%	0 / 0%	0 / 0%	0 / 0%	0 / 0%
	0	0 / 0%	0 / 0%	0 / 0%	0 / 0%	0 / 0%	0 / 0%	0 / 0%
	0	0 / 0%	0 / 0%	0 / 0%	0 / 0%	0 / 0%	0 / 0%	0 / 0%

215 - OFFICE OF CAPITAL AND FORENSIC WRITS - BUILDING CONSTRUCTION UNADJUSTED GOAL IS 21.1%

T	0	0 / 0%	0 / 0%	0 / 0%	0 / 0%	0 / 0%	0 / 0%	0 / 0%
N	0	0 / 0%	0 / 0%	0 / 0%	0 / 0%	0 / 0%	0 / 0%	0 / 0%
S	***	0 / 0%	0 / 0%	0 / 0%	0 / 0%	0 / 0%	0 / 0%	0 / 0%
-TC	0	0 / 0%	0 / 0%	0 / 0%	0 / 0%	0 / 0%	0 / 0%	0 / 0%
-I	0	0 / 0%	0 / 0%	0 / 0%	0 / 0%	0 / 0%	0 / 0%	0 / 0%
	0	0 / 0%	0 / 0%	0 / 0%	0 / 0%	0 / 0%	0 / 0%	0 / 0%

215 - OFFICE OF CAPITAL AND FORENSIC WRITS - SPECIAL TRADE UNADJUSTED GOAL IS 32.9%

T	0	0 / 0%	0 / 0%	0 / 0%	0 / 0%	0 / 0%	0 / 0%	0 / 0%
N	0	0 / 0%	0 / 0%	0 / 0%	0 / 0%	0 / 0%	0 / 0%	0 / 0%
S	***	0 / 0%	0 / 0%	0 / 0%	0 / 0%	0 / 0%	0 / 0%	0 / 0%
-TC	0	0 / 0%	0 / 0%	0 / 0%	0 / 0%	0 / 0%	0 / 0%	0 / 0%
-I	0	0 / 0%	0 / 0%	0 / 0%	0 / 0%	0 / 0%	0 / 0%	0 / 0%
	0	0 / 0%	0 / 0%	0 / 0%	0 / 0%	0 / 0%	0 / 0%	0 / 0%

*** DOLLARS REPORTED BUT NOT SHOWN IN THESE COLUMNS. T=TREASURY, N=NON-TREASURY, S=SUBCONTRACTOR FUNDS & PROCUREMENT CARD HUB PURCHASES, TC=TERM CONTRACT, I= INTER GOVERNMENT



TEXAS HISTORICALLY UNDERUTILIZED BUSINESS (HUB) SEMI-ANNUAL REPORT RECEIVED FOR FISCAL YEAR 2025

SECTION VII - STATE AGENCY EXPENDITURE DATA

FUND TYPE	TOTAL EXPENDITURE	TOTAL SPENT WITH HUBS AMOUNT / %	BLACK AMOUNT / %	HISPANIC AMOUNT / %	WOMAN AMOUNT / %	ASIAN PACIFIC AMOUNT / %	NATIVE AMERICAN AMOUNT / %	SERVICE- DISABLED VETERAN AMOUNT / %
-----------	-------------------	-------------------------------------	---------------------	------------------------	---------------------	--------------------------------	----------------------------------	---

215 - OFFICE OF CAPITAL AND FORENSIC WRITS - PROFESSIONAL SERVICES UNADJUSTED GOAL IS 23.7%

T	0	0 / 0%	0 / 0%	0 / 0%	0 / 0%	0 / 0%	0 / 0%	0 / 0%
N	0	0 / 0%	0 / 0%	0 / 0%	0 / 0%	0 / 0%	0 / 0%	0 / 0%
S	***	0 / 0%	0 / 0%	0 / 0%	0 / 0%	0 / 0%	0 / 0%	0 / 0%
-TC	0	0 / 0%	0 / 0%	0 / 0%	0 / 0%	0 / 0%	0 / 0%	0 / 0%
-I	0	0 / 0%	0 / 0%	0 / 0%	0 / 0%	0 / 0%	0 / 0%	0 / 0%
	0	0 / 0%	0 / 0%	0 / 0%	0 / 0%	0 / 0%	0 / 0%	0 / 0%

215 - OFFICE OF CAPITAL AND FORENSIC WRITS - OTHER SERVICES UNADJUSTED GOAL IS 26%

T	\$33,493	\$548 / 1.63%	0 / 0%	0 / 0%	\$548 / 1.63%	0 / 0%	0 / 0%	0 / 0%
N	0	0 / 0%	0 / 0%	0 / 0%	0 / 0%	0 / 0%	0 / 0%	0 / 0%
S	***	0 / 0%	0 / 0%	0 / 0%	0 / 0%	0 / 0%	0 / 0%	0 / 0%
-TC	0	0 / 0%	0 / 0%	0 / 0%	0 / 0%	0 / 0%	0 / 0%	0 / 0%
-I	0	0 / 0%	0 / 0%	0 / 0%	0 / 0%	0 / 0%	0 / 0%	0 / 0%
	\$33,493	\$548 / 1.63%	0 / 0%	0 / 0%	\$548 / 1.63%	0 / 0%	0 / 0%	0 / 0%

215 - OFFICE OF CAPITAL AND FORENSIC WRITS - COMMODITY PURCHASING UNADJUSTED GOAL IS 21.1%

T	\$3,937	0 / 0%	0 / 0%	0 / 0%	0 / 0%	0 / 0%	0 / 0%	0 / 0%
N	0	0 / 0%	0 / 0%	0 / 0%	0 / 0%	0 / 0%	0 / 0%	0 / 0%
S	***	0 / 0%	0 / 0%	0 / 0%	0 / 0%	0 / 0%	0 / 0%	0 / 0%
-TC	0	0 / 0%	0 / 0%	0 / 0%	0 / 0%	0 / 0%	0 / 0%	0 / 0%
-I	0	0 / 0%	0 / 0%	0 / 0%	0 / 0%	0 / 0%	0 / 0%	0 / 0%
	\$3,937	0 / 0%	0 / 0%	0 / 0%	0 / 0%	0 / 0%	0 / 0%	0 / 0%

*** DOLLARS REPORTED BUT NOT SHOWN IN THESE COLUMNS. T=TREASURY, N=NON-TREASURY, S=SUBCONTRACTOR FUNDS & PROCUREMENT CARD HUB PURCHASES, TC=TERM CONTRACT, I= INTER GOVERNMENT



TEXAS HISTORICALLY UNDERUTILIZED BUSINESS (HUB) SEMI-ANNUAL REPORT RECEIVED FOR FISCAL YEAR 2025

SECTION VII - STATE AGENCY EXPENDITURE DATA

FUND TYPE	TOTAL EXPENDITURE	TOTAL SPENT WITH HUBS AMOUNT / %	BLACK AMOUNT / %	HISPANIC AMOUNT / %	WOMAN AMOUNT / %	ASIAN PACIFIC AMOUNT / %	NATIVE AMERICAN AMOUNT / %	SERVICE-DISABLED VETERAN AMOUNT / %
215 - OFFICE OF CAPITAL AND FORENSIC WRITS - Statewide Grand Total Expenditures								
T	\$37,431	\$548 / 1.46%	0 / 0%	0 / 0%	\$548 / 1.46%	0 / 0%	0 / 0%	0 / 0%
N	0	0 / 0%	0 / 0%	0 / 0%	0 / 0%	0 / 0%	0 / 0%	0 / 0%
S	***	0 / 0%	0 / 0%	0 / 0%	0 / 0%	0 / 0%	0 / 0%	0 / 0%
-TC	0	0 / 0%	0 / 0%	0 / 0%	0 / 0%	0 / 0%	0 / 0%	0 / 0%
-I	0	0 / 0%	0 / 0%	0 / 0%	0 / 0%	0 / 0%	0 / 0%	0 / 0%
	\$37,431	\$548 / 1.46%	0 / 0%	0 / 0%	\$548 / 1.46%	0 / 0%	0 / 0%	0 / 0%

*** DOLLARS REPORTED BUT NOT SHOWN IN THESE COLUMNS. T=TREASURY, N=NON-TREASURY, S=SUBCONTRACTOR FUNDS & PROCUREMENT CARD HUB PURCHASES, TC=TERM CONTRACT, I= INTER GOVERNMENTAL



TEXAS HISTORICALLY UNDERUTILIZED BUSINESS (HUB) SEMI-ANNUAL REPORT RECEIVED FOR FISCAL YEAR 2025

SECTION VII - STATE AGENCY EXPENDITURE DATA

FUND TYPE	TOTAL EXPENDITURE	TOTAL SPENT WITH HUBS AMOUNT / %	BLACK AMOUNT / %	HISPANIC AMOUNT / %	WOMAN AMOUNT / %	ASIAN PACIFIC AMOUNT / %	NATIVE AMERICAN AMOUNT / %	SERVICE-DISABLED VETERAN AMOUNT / %
-----------	-------------------	----------------------------------	------------------	---------------------	------------------	--------------------------	----------------------------	-------------------------------------

221 - FIRST COURT OF APPEALS - HEAVY CONSTRUCTION UNADJUSTED GOAL IS 11.2%

T	0	0 / 0%	0 / 0%	0 / 0%	0 / 0%	0 / 0%	0 / 0%	0 / 0%
N	0	0 / 0%	0 / 0%	0 / 0%	0 / 0%	0 / 0%	0 / 0%	0 / 0%
S	***	0 / 0%	0 / 0%	0 / 0%	0 / 0%	0 / 0%	0 / 0%	0 / 0%
-TC	0	0 / 0%	0 / 0%	0 / 0%	0 / 0%	0 / 0%	0 / 0%	0 / 0%
-I	0	0 / 0%	0 / 0%	0 / 0%	0 / 0%	0 / 0%	0 / 0%	0 / 0%
	0	0 / 0%	0 / 0%	0 / 0%	0 / 0%	0 / 0%	0 / 0%	0 / 0%

221 - FIRST COURT OF APPEALS - BUILDING CONSTRUCTION UNADJUSTED GOAL IS 21.1%

T	0	0 / 0%	0 / 0%	0 / 0%	0 / 0%	0 / 0%	0 / 0%	0 / 0%
N	0	0 / 0%	0 / 0%	0 / 0%	0 / 0%	0 / 0%	0 / 0%	0 / 0%
S	***	0 / 0%	0 / 0%	0 / 0%	0 / 0%	0 / 0%	0 / 0%	0 / 0%
-TC	0	0 / 0%	0 / 0%	0 / 0%	0 / 0%	0 / 0%	0 / 0%	0 / 0%
-I	0	0 / 0%	0 / 0%	0 / 0%	0 / 0%	0 / 0%	0 / 0%	0 / 0%
	0	0 / 0%	0 / 0%	0 / 0%	0 / 0%	0 / 0%	0 / 0%	0 / 0%

221 - FIRST COURT OF APPEALS - SPECIAL TRADE UNADJUSTED GOAL IS 32.9%

T	0	0 / 0%	0 / 0%	0 / 0%	0 / 0%	0 / 0%	0 / 0%	0 / 0%
N	0	0 / 0%	0 / 0%	0 / 0%	0 / 0%	0 / 0%	0 / 0%	0 / 0%
S	***	0 / 0%	0 / 0%	0 / 0%	0 / 0%	0 / 0%	0 / 0%	0 / 0%
-TC	0	0 / 0%	0 / 0%	0 / 0%	0 / 0%	0 / 0%	0 / 0%	0 / 0%
-I	0	0 / 0%	0 / 0%	0 / 0%	0 / 0%	0 / 0%	0 / 0%	0 / 0%
	0	0 / 0%	0 / 0%	0 / 0%	0 / 0%	0 / 0%	0 / 0%	0 / 0%

*** DOLLARS REPORTED BUT NOT SHOWN IN THESE COLUMNS. T=TREASURY, N=NON-TREASURY, S=SUBCONTRACTOR FUNDS & PROCUREMENT CARD HUB PURCHASES, TC=TERM CONTRACT, I= INTER GOVERNMENTAL



TEXAS HISTORICALLY UNDERUTILIZED BUSINESS (HUB) SEMI-ANNUAL REPORT RECEIVED FOR FISCAL YEAR 2025

SECTION VII - STATE AGENCY EXPENDITURE DATA

FUND TYPE	TOTAL EXPENDITURE	TOTAL SPENT WITH HUBS AMOUNT / %	BLACK AMOUNT / %	HISPANIC AMOUNT / %	WOMAN AMOUNT / %	ASIAN PACIFIC AMOUNT / %	NATIVE AMERICAN AMOUNT / %	SERVICE-DISABLED VETERAN AMOUNT / %
-----------	-------------------	----------------------------------	------------------	---------------------	------------------	--------------------------	----------------------------	-------------------------------------

221 - FIRST COURT OF APPEALS - PROFESSIONAL SERVICES UNADJUSTED GOAL IS 23.7%

T	0	0 / 0%	0 / 0%	0 / 0%	0 / 0%	0 / 0%	0 / 0%	0 / 0%
N	0	0 / 0%	0 / 0%	0 / 0%	0 / 0%	0 / 0%	0 / 0%	0 / 0%
S	***	0 / 0%	0 / 0%	0 / 0%	0 / 0%	0 / 0%	0 / 0%	0 / 0%
-TC	0	0 / 0%	0 / 0%	0 / 0%	0 / 0%	0 / 0%	0 / 0%	0 / 0%
-I	0	0 / 0%	0 / 0%	0 / 0%	0 / 0%	0 / 0%	0 / 0%	0 / 0%
	0	0 / 0%	0 / 0%	0 / 0%	0 / 0%	0 / 0%	0 / 0%	0 / 0%

221 - FIRST COURT OF APPEALS - OTHER SERVICES UNADJUSTED GOAL IS 26%

T	\$17,177	0 / 0%	0 / 0%	0 / 0%	0 / 0%	0 / 0%	0 / 0%	0 / 0%
N	0	0 / 0%	0 / 0%	0 / 0%	0 / 0%	0 / 0%	0 / 0%	0 / 0%
S	***	0 / 0%	0 / 0%	0 / 0%	0 / 0%	0 / 0%	0 / 0%	0 / 0%
-TC	\$53	0 / 0%	0 / 0%	0 / 0%	0 / 0%	0 / 0%	0 / 0%	0 / 0%
-I	0	0 / 0%	0 / 0%	0 / 0%	0 / 0%	0 / 0%	0 / 0%	0 / 0%
	\$17,124	0 / 0%	0 / 0%	0 / 0%	0 / 0%	0 / 0%	0 / 0%	0 / 0%

221 - FIRST COURT OF APPEALS - COMMODITY PURCHASING UNADJUSTED GOAL IS 21.1%

T	\$675	0 / 0%	0 / 0%	0 / 0%	0 / 0%	0 / 0%	0 / 0%	0 / 0%
N	0	0 / 0%	0 / 0%	0 / 0%	0 / 0%	0 / 0%	0 / 0%	0 / 0%
S	***	0 / 0%	0 / 0%	0 / 0%	0 / 0%	0 / 0%	0 / 0%	0 / 0%
-TC	0	0 / 0%	0 / 0%	0 / 0%	0 / 0%	0 / 0%	0 / 0%	0 / 0%
-I	0	0 / 0%	0 / 0%	0 / 0%	0 / 0%	0 / 0%	0 / 0%	0 / 0%
	\$675	0 / 0%	0 / 0%	0 / 0%	0 / 0%	0 / 0%	0 / 0%	0 / 0%

*** DOLLARS REPORTED BUT NOT SHOWN IN THESE COLUMNS. T=TREASURY, N=NON-TREASURY, S=SUBCONTRACTOR FUNDS & PROCUREMENT CARD HUB PURCHASES, TC=TERM CONTRACT, I= INTER GOVERNMENTAL



TEXAS HISTORICALLY UNDERUTILIZED BUSINESS (HUB) SEMI-ANNUAL REPORT RECEIVED FOR FISCAL YEAR 2025

SECTION VII - STATE AGENCY EXPENDITURE DATA

FUND TYPE	TOTAL EXPENDITURE	TOTAL SPENT WITH HUBS AMOUNT / %	BLACK AMOUNT / %	HISPANIC AMOUNT / %	WOMAN AMOUNT / %	ASIAN PACIFIC AMOUNT / %	NATIVE AMERICAN AMOUNT / %	SERVICE-DISABLED VETERAN AMOUNT / %
221 - FIRST COURT OF APPEALS - Statewide Grand Total Expenditures								
T	\$17,852	0 / 0%	0 / 0%	0 / 0%	0 / 0%	0 / 0%	0 / 0%	0 / 0%
N	0	0 / 0%	0 / 0%	0 / 0%	0 / 0%	0 / 0%	0 / 0%	0 / 0%
S	***	0 / 0%	0 / 0%	0 / 0%	0 / 0%	0 / 0%	0 / 0%	0 / 0%
-TC	\$53	0 / 0%	0 / 0%	0 / 0%	0 / 0%	0 / 0%	0 / 0%	0 / 0%
-I	0	0 / 0%	0 / 0%	0 / 0%	0 / 0%	0 / 0%	0 / 0%	0 / 0%
	\$17,799	0 / 0%	0 / 0%	0 / 0%	0 / 0%	0 / 0%	0 / 0%	0 / 0%

*** DOLLARS REPORTED BUT NOT SHOWN IN THESE COLUMNS. T=TREASURY, N=NON-TREASURY, S=SUBCONTRACTOR FUNDS & PROCUREMENT CARD HUB PURCHASES, TC=TERM CONTRACT, I= INTER GOVERNMENTAL



TEXAS HISTORICALLY UNDERUTILIZED BUSINESS (HUB) SEMI-ANNUAL REPORT RECEIVED FOR FISCAL YEAR 2025

SECTION VII - STATE AGENCY EXPENDITURE DATA

FUND TYPE	TOTAL EXPENDITURE	TOTAL SPENT WITH HUBS AMOUNT / %	BLACK AMOUNT / %	HISPANIC AMOUNT / %	WOMAN AMOUNT / %	ASIAN PACIFIC AMOUNT / %	NATIVE AMERICAN AMOUNT / %	SERVICE-DISABLED VETERAN AMOUNT / %
-----------	-------------------	----------------------------------	------------------	---------------------	------------------	--------------------------	----------------------------	-------------------------------------

222 - COURT OF APPEALS - SECOND COURT - HEAVY CONSTRUCTION UNADJUSTED GOAL IS 11.2%

T	0	0 / 0%	0 / 0%	0 / 0%	0 / 0%	0 / 0%	0 / 0%	0 / 0%
N	0	0 / 0%	0 / 0%	0 / 0%	0 / 0%	0 / 0%	0 / 0%	0 / 0%
S	***	0 / 0%	0 / 0%	0 / 0%	0 / 0%	0 / 0%	0 / 0%	0 / 0%
-TC	0	0 / 0%	0 / 0%	0 / 0%	0 / 0%	0 / 0%	0 / 0%	0 / 0%
-I	0	0 / 0%	0 / 0%	0 / 0%	0 / 0%	0 / 0%	0 / 0%	0 / 0%
	0	0 / 0%	0 / 0%	0 / 0%	0 / 0%	0 / 0%	0 / 0%	0 / 0%

222 - COURT OF APPEALS - SECOND COURT - BUILDING CONSTRUCTION UNADJUSTED GOAL IS 21.1%

T	0	0 / 0%	0 / 0%	0 / 0%	0 / 0%	0 / 0%	0 / 0%	0 / 0%
N	0	0 / 0%	0 / 0%	0 / 0%	0 / 0%	0 / 0%	0 / 0%	0 / 0%
S	***	0 / 0%	0 / 0%	0 / 0%	0 / 0%	0 / 0%	0 / 0%	0 / 0%
-TC	0	0 / 0%	0 / 0%	0 / 0%	0 / 0%	0 / 0%	0 / 0%	0 / 0%
-I	0	0 / 0%	0 / 0%	0 / 0%	0 / 0%	0 / 0%	0 / 0%	0 / 0%
	0	0 / 0%	0 / 0%	0 / 0%	0 / 0%	0 / 0%	0 / 0%	0 / 0%

222 - COURT OF APPEALS - SECOND COURT - SPECIAL TRADE UNADJUSTED GOAL IS 32.9%

T	0	0 / 0%	0 / 0%	0 / 0%	0 / 0%	0 / 0%	0 / 0%	0 / 0%
N	0	0 / 0%	0 / 0%	0 / 0%	0 / 0%	0 / 0%	0 / 0%	0 / 0%
S	***	0 / 0%	0 / 0%	0 / 0%	0 / 0%	0 / 0%	0 / 0%	0 / 0%
-TC	0	0 / 0%	0 / 0%	0 / 0%	0 / 0%	0 / 0%	0 / 0%	0 / 0%
-I	0	0 / 0%	0 / 0%	0 / 0%	0 / 0%	0 / 0%	0 / 0%	0 / 0%
	0	0 / 0%	0 / 0%	0 / 0%	0 / 0%	0 / 0%	0 / 0%	0 / 0%

*** DOLLARS REPORTED BUT NOT SHOWN IN THESE COLUMNS. T=TREASURY, N=NON-TREASURY, S=SUBCONTRACTOR FUNDS & PROCUREMENT CARD HUB PURCHASES, TC=TERM CONTRACT, I= INTER GOVERNMENTAL



TEXAS HISTORICALLY UNDERUTILIZED BUSINESS (HUB) SEMI-ANNUAL REPORT RECEIVED FOR FISCAL YEAR 2025

SECTION VII - STATE AGENCY EXPENDITURE DATA

FUND TYPE	TOTAL EXPENDITURE	TOTAL SPENT WITH HUBS AMOUNT / %	BLACK AMOUNT / %	HISPANIC AMOUNT / %	WOMAN AMOUNT / %	ASIAN PACIFIC AMOUNT / %	NATIVE AMERICAN AMOUNT / %	SERVICE-DISABLED VETERAN AMOUNT / %
222 - COURT OF APPEALS - SECOND COURT - PROFESSIONAL SERVICES UNADJUSTED GOAL IS 23.7%								
T	0	0 / 0%	0 / 0%	0 / 0%	0 / 0%	0 / 0%	0 / 0%	0 / 0%
N	0	0 / 0%	0 / 0%	0 / 0%	0 / 0%	0 / 0%	0 / 0%	0 / 0%
S	***	0 / 0%	0 / 0%	0 / 0%	0 / 0%	0 / 0%	0 / 0%	0 / 0%
-TC	0	0 / 0%	0 / 0%	0 / 0%	0 / 0%	0 / 0%	0 / 0%	0 / 0%
-I	0	0 / 0%	0 / 0%	0 / 0%	0 / 0%	0 / 0%	0 / 0%	0 / 0%
	0	0 / 0%	0 / 0%	0 / 0%	0 / 0%	0 / 0%	0 / 0%	0 / 0%

222 - COURT OF APPEALS - SECOND COURT - OTHER SERVICES UNADJUSTED GOAL IS 26%

T	\$32,151	0 / 0%	0 / 0%	0 / 0%	0 / 0%	0 / 0%	0 / 0%	0 / 0%
N	0	0 / 0%	0 / 0%	0 / 0%	0 / 0%	0 / 0%	0 / 0%	0 / 0%
S	***	0 / 0%	0 / 0%	0 / 0%	0 / 0%	0 / 0%	0 / 0%	0 / 0%
-TC	0	0 / 0%	0 / 0%	0 / 0%	0 / 0%	0 / 0%	0 / 0%	0 / 0%
-I	0	0 / 0%	0 / 0%	0 / 0%	0 / 0%	0 / 0%	0 / 0%	0 / 0%
	\$32,151	0 / 0%	0 / 0%	0 / 0%	0 / 0%	0 / 0%	0 / 0%	0 / 0%

222 - COURT OF APPEALS - SECOND COURT - COMMODITY PURCHASING UNADJUSTED GOAL IS 21.1%

T	\$8,338	\$2,094 / 25.11%	\$461 / 5.53%	0 / 0%	\$1,633 / 19.58%	0 / 0%	0 / 0%	0 / 0%
N	0	0 / 0%	0 / 0%	0 / 0%	0 / 0%	0 / 0%	0 / 0%	0 / 0%
S	***	0 / 0%	0 / 0%	0 / 0%	0 / 0%	0 / 0%	0 / 0%	0 / 0%
-TC	\$1,282	0 / 0%	0 / 0%	0 / 0%	0 / 0%	0 / 0%	0 / 0%	0 / 0%
-I	0	0 / 0%	0 / 0%	0 / 0%	0 / 0%	0 / 0%	0 / 0%	0 / 0%
	\$7,055	\$2,094 / 25.11%	\$461 / 5.53%	0 / 0%	\$1,633 / 19.58%	0 / 0%	0 / 0%	0 / 0%

*** DOLLARS REPORTED BUT NOT SHOWN IN THESE COLUMNS. T=TREASURY, N=NON-TREASURY, S=SUBCONTRACTOR FUNDS & PROCUREMENT CARD HUB PURCHASES, TC=TERM CONTRACT, I= INTER GOVERNMENT



TEXAS HISTORICALLY UNDERUTILIZED BUSINESS (HUB) SEMI-ANNUAL REPORT RECEIVED FOR FISCAL YEAR 2025

SECTION VII - STATE AGENCY EXPENDITURE DATA

FUND TYPE	TOTAL EXPENDITURE	TOTAL SPENT WITH HUBS AMOUNT / %	BLACK AMOUNT / %	HISPANIC AMOUNT / %	WOMAN AMOUNT / %	ASIAN PACIFIC AMOUNT / %	NATIVE AMERICAN AMOUNT / %	SERVICE-DISABLED VETERAN AMOUNT / %
222 - COURT OF APPEALS - SECOND COURT - Statewide Grand Total Expenditures								
T	\$40,489	\$2,094 / 5.17%	\$461 / 1.14%	0 / 0%	\$1,633 / 4.03%	0 / 0%	0 / 0%	0 / 0%
N	0	0 / 0%	0 / 0%	0 / 0%	0 / 0%	0 / 0%	0 / 0%	0 / 0%
S	***	0 / 0%	0 / 0%	0 / 0%	0 / 0%	0 / 0%	0 / 0%	0 / 0%
-TC	\$1,282	0 / 0%	0 / 0%	0 / 0%	0 / 0%	0 / 0%	0 / 0%	0 / 0%
-I	0	0 / 0%	0 / 0%	0 / 0%	0 / 0%	0 / 0%	0 / 0%	0 / 0%
	\$39,207	\$2,094 / 5.17%	\$461 / 1.14%	0 / 0%	\$1,633 / 4.03%	0 / 0%	0 / 0%	0 / 0%

*** DOLLARS REPORTED BUT NOT SHOWN IN THESE COLUMNS. T=TREASURY, N=NON-TREASURY, S=SUBCONTRACTOR FUNDS & PROCUREMENT CARD HUB PURCHASES, TC=TERM CONTRACT, I= INTER GOVERNMENTAL



TEXAS HISTORICALLY UNDERUTILIZED BUSINESS (HUB) SEMI-ANNUAL REPORT RECEIVED FOR FISCAL YEAR 2025

SECTION VII - STATE AGENCY EXPENDITURE DATA

FUND TYPE	TOTAL EXPENDITURE	TOTAL SPENT WITH HUBS AMOUNT / %	BLACK AMOUNT / %	HISPANIC AMOUNT / %	WOMAN AMOUNT / %	ASIAN PACIFIC AMOUNT / %	NATIVE AMERICAN AMOUNT / %	SERVICE-DISABLED VETERAN AMOUNT / %
-----------	-------------------	----------------------------------	------------------	---------------------	------------------	--------------------------	----------------------------	-------------------------------------

223 - COURT OF APPEALS - THIRD COURT - HEAVY CONSTRUCTION UNADJUSTED GOAL IS 11.2%

T	0	0 / 0%	0 / 0%	0 / 0%	0 / 0%	0 / 0%	0 / 0%	0 / 0%
N	0	0 / 0%	0 / 0%	0 / 0%	0 / 0%	0 / 0%	0 / 0%	0 / 0%
S	***	0 / 0%	0 / 0%	0 / 0%	0 / 0%	0 / 0%	0 / 0%	0 / 0%
-TC	0	0 / 0%	0 / 0%	0 / 0%	0 / 0%	0 / 0%	0 / 0%	0 / 0%
-I	0	0 / 0%	0 / 0%	0 / 0%	0 / 0%	0 / 0%	0 / 0%	0 / 0%
	0	0 / 0%	0 / 0%	0 / 0%	0 / 0%	0 / 0%	0 / 0%	0 / 0%

223 - COURT OF APPEALS - THIRD COURT - BUILDING CONSTRUCTION UNADJUSTED GOAL IS 21.1%

T	0	0 / 0%	0 / 0%	0 / 0%	0 / 0%	0 / 0%	0 / 0%	0 / 0%
N	0	0 / 0%	0 / 0%	0 / 0%	0 / 0%	0 / 0%	0 / 0%	0 / 0%
S	***	0 / 0%	0 / 0%	0 / 0%	0 / 0%	0 / 0%	0 / 0%	0 / 0%
-TC	0	0 / 0%	0 / 0%	0 / 0%	0 / 0%	0 / 0%	0 / 0%	0 / 0%
-I	0	0 / 0%	0 / 0%	0 / 0%	0 / 0%	0 / 0%	0 / 0%	0 / 0%
	0	0 / 0%	0 / 0%	0 / 0%	0 / 0%	0 / 0%	0 / 0%	0 / 0%

223 - COURT OF APPEALS - THIRD COURT - SPECIAL TRADE UNADJUSTED GOAL IS 32.9%

T	0	0 / 0%	0 / 0%	0 / 0%	0 / 0%	0 / 0%	0 / 0%	0 / 0%
N	0	0 / 0%	0 / 0%	0 / 0%	0 / 0%	0 / 0%	0 / 0%	0 / 0%
S	***	0 / 0%	0 / 0%	0 / 0%	0 / 0%	0 / 0%	0 / 0%	0 / 0%
-TC	0	0 / 0%	0 / 0%	0 / 0%	0 / 0%	0 / 0%	0 / 0%	0 / 0%
-I	0	0 / 0%	0 / 0%	0 / 0%	0 / 0%	0 / 0%	0 / 0%	0 / 0%
	0	0 / 0%	0 / 0%	0 / 0%	0 / 0%	0 / 0%	0 / 0%	0 / 0%

*** DOLLARS REPORTED BUT NOT SHOWN IN THESE COLUMNS. T=TREASURY, N=NON-TREASURY, S=SUBCONTRACTOR FUNDS & PROCUREMENT CARD HUB PURCHASES, TC=TERM CONTRACT, I= INTER GOVERNMENTAL



TEXAS HISTORICALLY UNDERUTILIZED BUSINESS (HUB) SEMI-ANNUAL REPORT RECEIVED FOR FISCAL YEAR 2025

SECTION VII - STATE AGENCY EXPENDITURE DATA

FUND TYPE	TOTAL EXPENDITURE	TOTAL SPENT WITH HUBS AMOUNT / %	BLACK AMOUNT / %	HISPANIC AMOUNT / %	WOMAN AMOUNT / %	ASIAN PACIFIC AMOUNT / %	NATIVE AMERICAN AMOUNT / %	SERVICE-DISABLED VETERAN AMOUNT / %
-----------	-------------------	----------------------------------	------------------	---------------------	------------------	--------------------------	----------------------------	-------------------------------------

223 - COURT OF APPEALS - THIRD COURT - PROFESSIONAL SERVICES UNADJUSTED GOAL IS 23.7%

T	0	0 / 0%	0 / 0%	0 / 0%	0 / 0%	0 / 0%	0 / 0%	0 / 0%
N	0	0 / 0%	0 / 0%	0 / 0%	0 / 0%	0 / 0%	0 / 0%	0 / 0%
S	***	0 / 0%	0 / 0%	0 / 0%	0 / 0%	0 / 0%	0 / 0%	0 / 0%
-TC	0	0 / 0%	0 / 0%	0 / 0%	0 / 0%	0 / 0%	0 / 0%	0 / 0%
-I	0	0 / 0%	0 / 0%	0 / 0%	0 / 0%	0 / 0%	0 / 0%	0 / 0%
	0	0 / 0%	0 / 0%	0 / 0%	0 / 0%	0 / 0%	0 / 0%	0 / 0%

223 - COURT OF APPEALS - THIRD COURT - OTHER SERVICES UNADJUSTED GOAL IS 26%

T	0	0 / 0%	0 / 0%	0 / 0%	0 / 0%	0 / 0%	0 / 0%	0 / 0%
N	0	0 / 0%	0 / 0%	0 / 0%	0 / 0%	0 / 0%	0 / 0%	0 / 0%
S	***	0 / 0%	0 / 0%	0 / 0%	0 / 0%	0 / 0%	0 / 0%	0 / 0%
-TC	0	0 / 0%	0 / 0%	0 / 0%	0 / 0%	0 / 0%	0 / 0%	0 / 0%
-I	0	0 / 0%	0 / 0%	0 / 0%	0 / 0%	0 / 0%	0 / 0%	0 / 0%
	0	0 / 0%	0 / 0%	0 / 0%	0 / 0%	0 / 0%	0 / 0%	0 / 0%

223 - COURT OF APPEALS - THIRD COURT - COMMODITY PURCHASING UNADJUSTED GOAL IS 21.1%

T	0	0 / 0%	0 / 0%	0 / 0%	0 / 0%	0 / 0%	0 / 0%	0 / 0%
N	0	0 / 0%	0 / 0%	0 / 0%	0 / 0%	0 / 0%	0 / 0%	0 / 0%
S	***	0 / 0%	0 / 0%	0 / 0%	0 / 0%	0 / 0%	0 / 0%	0 / 0%
-TC	0	0 / 0%	0 / 0%	0 / 0%	0 / 0%	0 / 0%	0 / 0%	0 / 0%
-I	0	0 / 0%	0 / 0%	0 / 0%	0 / 0%	0 / 0%	0 / 0%	0 / 0%
	0	0 / 0%	0 / 0%	0 / 0%	0 / 0%	0 / 0%	0 / 0%	0 / 0%

*** DOLLARS REPORTED BUT NOT SHOWN IN THESE COLUMNS. T=TREASURY, N=NON-TREASURY, S=SUBCONTRACTOR FUNDS & PROCUREMENT CARD HUB PURCHASES, TC=TERM CONTRACT, I= INTER GOVERNMENTAL



TEXAS HISTORICALLY UNDERUTILIZED BUSINESS (HUB) SEMI-ANNUAL REPORT RECEIVED FOR FISCAL YEAR 2025

SECTION VII - STATE AGENCY EXPENDITURE DATA

FUND TYPE	TOTAL EXPENDITURE	TOTAL SPENT WITH HUBS AMOUNT / %	BLACK AMOUNT / %	HISPANIC AMOUNT / %	WOMAN AMOUNT / %	ASIAN PACIFIC AMOUNT / %	NATIVE AMERICAN AMOUNT / %	SERVICE-DISABLED VETERAN AMOUNT / %
223 - COURT OF APPEALS - THIRD COURT - Statewide Grand Total Expenditures								
T	0	0 / 0%	0 / 0%	0 / 0%	0 / 0%	0 / 0%	0 / 0%	0 / 0%
N	0	0 / 0%	0 / 0%	0 / 0%	0 / 0%	0 / 0%	0 / 0%	0 / 0%
S	***	0 / 0%	0 / 0%	0 / 0%	0 / 0%	0 / 0%	0 / 0%	0 / 0%
-TC	0	0 / 0%	0 / 0%	0 / 0%	0 / 0%	0 / 0%	0 / 0%	0 / 0%
-I	0	0 / 0%	0 / 0%	0 / 0%	0 / 0%	0 / 0%	0 / 0%	0 / 0%
	0	0 / 0%	0 / 0%	0 / 0%	0 / 0%	0 / 0%	0 / 0%	0 / 0%

*** DOLLARS REPORTED BUT NOT SHOWN IN THESE COLUMNS. T=TREASURY, N=NON-TREASURY, S=SUBCONTRACTOR FUNDS & PROCUREMENT CARD HUB PURCHASES, TC=TERM CONTRACT, I= INTER GOVERNMENTAL



TEXAS HISTORICALLY UNDERUTILIZED BUSINESS (HUB) SEMI-ANNUAL REPORT RECEIVED FOR FISCAL YEAR 2025

SECTION VII - STATE AGENCY EXPENDITURE DATA

FUND TYPE	TOTAL EXPENDITURE	TOTAL SPENT WITH HUBS AMOUNT / %	BLACK AMOUNT / %	HISPANIC AMOUNT / %	WOMAN AMOUNT / %	ASIAN PACIFIC AMOUNT / %	NATIVE AMERICAN AMOUNT / %	SERVICE-DISABLED VETERAN AMOUNT / %
-----------	-------------------	----------------------------------	------------------	---------------------	------------------	--------------------------	----------------------------	-------------------------------------

224 - COURT OF APPEALS - FOURTH COURT - HEAVY CONSTRUCTION UNADJUSTED GOAL IS 11.2%

T	0	0 / 0%	0 / 0%	0 / 0%	0 / 0%	0 / 0%	0 / 0%	0 / 0%
N	0	0 / 0%	0 / 0%	0 / 0%	0 / 0%	0 / 0%	0 / 0%	0 / 0%
S	***	0 / 0%	0 / 0%	0 / 0%	0 / 0%	0 / 0%	0 / 0%	0 / 0%
-TC	0	0 / 0%	0 / 0%	0 / 0%	0 / 0%	0 / 0%	0 / 0%	0 / 0%
-I	0	0 / 0%	0 / 0%	0 / 0%	0 / 0%	0 / 0%	0 / 0%	0 / 0%
	0	0 / 0%	0 / 0%	0 / 0%	0 / 0%	0 / 0%	0 / 0%	0 / 0%

224 - COURT OF APPEALS - FOURTH COURT - BUILDING CONSTRUCTION UNADJUSTED GOAL IS 21.1%

T	0	0 / 0%	0 / 0%	0 / 0%	0 / 0%	0 / 0%	0 / 0%	0 / 0%
N	0	0 / 0%	0 / 0%	0 / 0%	0 / 0%	0 / 0%	0 / 0%	0 / 0%
S	***	0 / 0%	0 / 0%	0 / 0%	0 / 0%	0 / 0%	0 / 0%	0 / 0%
-TC	0	0 / 0%	0 / 0%	0 / 0%	0 / 0%	0 / 0%	0 / 0%	0 / 0%
-I	0	0 / 0%	0 / 0%	0 / 0%	0 / 0%	0 / 0%	0 / 0%	0 / 0%
	0	0 / 0%	0 / 0%	0 / 0%	0 / 0%	0 / 0%	0 / 0%	0 / 0%

224 - COURT OF APPEALS - FOURTH COURT - SPECIAL TRADE UNADJUSTED GOAL IS 32.9%

T	0	0 / 0%	0 / 0%	0 / 0%	0 / 0%	0 / 0%	0 / 0%	0 / 0%
N	0	0 / 0%	0 / 0%	0 / 0%	0 / 0%	0 / 0%	0 / 0%	0 / 0%
S	***	0 / 0%	0 / 0%	0 / 0%	0 / 0%	0 / 0%	0 / 0%	0 / 0%
-TC	0	0 / 0%	0 / 0%	0 / 0%	0 / 0%	0 / 0%	0 / 0%	0 / 0%
-I	0	0 / 0%	0 / 0%	0 / 0%	0 / 0%	0 / 0%	0 / 0%	0 / 0%
	0	0 / 0%	0 / 0%	0 / 0%	0 / 0%	0 / 0%	0 / 0%	0 / 0%

*** DOLLARS REPORTED BUT NOT SHOWN IN THESE COLUMNS. T=TREASURY, N=NON-TREASURY, S=SUBCONTRACTOR FUNDS & PROCUREMENT CARD HUB PURCHASES, TC=TERM CONTRACT, I= INTER GOVERNMENTAL



TEXAS HISTORICALLY UNDERUTILIZED BUSINESS (HUB) SEMI-ANNUAL REPORT RECEIVED FOR FISCAL YEAR 2025

SECTION VII - STATE AGENCY EXPENDITURE DATA

FUND TYPE	TOTAL EXPENDITURE	TOTAL SPENT WITH HUBS AMOUNT / %	BLACK AMOUNT / %	HISPANIC AMOUNT / %	WOMAN AMOUNT / %	ASIAN PACIFIC AMOUNT / %	NATIVE AMERICAN AMOUNT / %	SERVICE-DISABLED VETERAN AMOUNT / %
224 - COURT OF APPEALS - FOURTH COURT - PROFESSIONAL SERVICES UNADJUSTED GOAL IS 23.7%								
T	0	0 / 0%	0 / 0%	0 / 0%	0 / 0%	0 / 0%	0 / 0%	0 / 0%
N	0	0 / 0%	0 / 0%	0 / 0%	0 / 0%	0 / 0%	0 / 0%	0 / 0%
S	***	0 / 0%	0 / 0%	0 / 0%	0 / 0%	0 / 0%	0 / 0%	0 / 0%
-TC	0	0 / 0%	0 / 0%	0 / 0%	0 / 0%	0 / 0%	0 / 0%	0 / 0%
-I	0	0 / 0%	0 / 0%	0 / 0%	0 / 0%	0 / 0%	0 / 0%	0 / 0%
	0	0 / 0%	0 / 0%	0 / 0%	0 / 0%	0 / 0%	0 / 0%	0 / 0%

224 - COURT OF APPEALS - FOURTH COURT - OTHER SERVICES UNADJUSTED GOAL IS 26%

T	\$26,337	0 / 0%	0 / 0%	0 / 0%	0 / 0%	0 / 0%	0 / 0%	0 / 0%
N	0	0 / 0%	0 / 0%	0 / 0%	0 / 0%	0 / 0%	0 / 0%	0 / 0%
S	***	0 / 0%	0 / 0%	0 / 0%	0 / 0%	0 / 0%	0 / 0%	0 / 0%
-TC	\$100	0 / 0%	0 / 0%	0 / 0%	0 / 0%	0 / 0%	0 / 0%	0 / 0%
-I	0	0 / 0%	0 / 0%	0 / 0%	0 / 0%	0 / 0%	0 / 0%	0 / 0%
	\$26,237	0 / 0%	0 / 0%	0 / 0%	0 / 0%	0 / 0%	0 / 0%	0 / 0%

224 - COURT OF APPEALS - FOURTH COURT - COMMODITY PURCHASING UNADJUSTED GOAL IS 21.1%

T	\$5,739	0 / 0%	0 / 0%	0 / 0%	0 / 0%	0 / 0%	0 / 0%	0 / 0%
N	0	0 / 0%	0 / 0%	0 / 0%	0 / 0%	0 / 0%	0 / 0%	0 / 0%
S	***	0 / 0%	0 / 0%	0 / 0%	0 / 0%	0 / 0%	0 / 0%	0 / 0%
-TC	0	0 / 0%	0 / 0%	0 / 0%	0 / 0%	0 / 0%	0 / 0%	0 / 0%
-I	0	0 / 0%	0 / 0%	0 / 0%	0 / 0%	0 / 0%	0 / 0%	0 / 0%
	\$5.739	0 / 0%	0 / 0%	0 / 0%	0 / 0%	0 / 0%	0 / 0%	0 / 0%

*** DOLLARS REPORTED BUT NOT SHOWN IN THESE COLUMNS. T=TREASURY, N=NON-TREASURY, S=SUBCONTRACTOR FUNDS & PROCUREMENT CARD HUB PURCHASES, TC=TERM CONTRACT, I= INTER GOVERNMENT



TEXAS HISTORICALLY UNDERUTILIZED BUSINESS (HUB) SEMI-ANNUAL REPORT RECEIVED FOR FISCAL YEAR 2025

SECTION VII - STATE AGENCY EXPENDITURE DATA

FUND TYPE	TOTAL EXPENDITURE	TOTAL SPENT WITH HUBS AMOUNT / %	BLACK AMOUNT / %	HISPANIC AMOUNT / %	WOMAN AMOUNT / %	ASIAN PACIFIC AMOUNT / %	NATIVE AMERICAN AMOUNT / %	SERVICE-DISABLED VETERAN AMOUNT / %
224 - COURT OF APPEALS - FOURTH COURT - Statewide Grand Total Expenditures								
T	\$32,076	0 / 0%	0 / 0%	0 / 0%	0 / 0%	0 / 0%	0 / 0%	0 / 0%
N	0	0 / 0%	0 / 0%	0 / 0%	0 / 0%	0 / 0%	0 / 0%	0 / 0%
S	***	0 / 0%	0 / 0%	0 / 0%	0 / 0%	0 / 0%	0 / 0%	0 / 0%
-TC	\$100	0 / 0%	0 / 0%	0 / 0%	0 / 0%	0 / 0%	0 / 0%	0 / 0%
-I	0	0 / 0%	0 / 0%	0 / 0%	0 / 0%	0 / 0%	0 / 0%	0 / 0%
	\$31,975	0 / 0%	0 / 0%	0 / 0%	0 / 0%	0 / 0%	0 / 0%	0 / 0%

*** DOLLARS REPORTED BUT NOT SHOWN IN THESE COLUMNS. T=TREASURY, N=NON-TREASURY, S=SUBCONTRACTOR FUNDS & PROCUREMENT CARD HUB PURCHASES, TC=TERM CONTRACT, I= INTER GOVERNMENTAL



TEXAS HISTORICALLY UNDERUTILIZED BUSINESS (HUB) SEMI-ANNUAL REPORT RECEIVED FOR FISCAL YEAR 2025

SECTION VII - STATE AGENCY EXPENDITURE DATA

FUND TYPE	TOTAL EXPENDITURE	TOTAL SPENT WITH HUBS AMOUNT / %	BLACK AMOUNT / %	HISPANIC AMOUNT / %	WOMAN AMOUNT / %	ASIAN PACIFIC AMOUNT / %	NATIVE AMERICAN AMOUNT / %	SERVICE-DISABLED VETERAN AMOUNT / %
-----------	-------------------	----------------------------------	------------------	---------------------	------------------	--------------------------	----------------------------	-------------------------------------

225 - COURT OF APPEALS - FIFTH COURT - HEAVY CONSTRUCTION UNADJUSTED GOAL IS 11.2%

T	0	0 / 0%	0 / 0%	0 / 0%	0 / 0%	0 / 0%	0 / 0%	0 / 0%
N	0	0 / 0%	0 / 0%	0 / 0%	0 / 0%	0 / 0%	0 / 0%	0 / 0%
S	***	0 / 0%	0 / 0%	0 / 0%	0 / 0%	0 / 0%	0 / 0%	0 / 0%
-TC	0	0 / 0%	0 / 0%	0 / 0%	0 / 0%	0 / 0%	0 / 0%	0 / 0%
-I	0	0 / 0%	0 / 0%	0 / 0%	0 / 0%	0 / 0%	0 / 0%	0 / 0%
	0	0 / 0%	0 / 0%	0 / 0%	0 / 0%	0 / 0%	0 / 0%	0 / 0%

225 - COURT OF APPEALS - FIFTH COURT - BUILDING CONSTRUCTION UNADJUSTED GOAL IS 21.1%

T	0	0 / 0%	0 / 0%	0 / 0%	0 / 0%	0 / 0%	0 / 0%	0 / 0%
N	0	0 / 0%	0 / 0%	0 / 0%	0 / 0%	0 / 0%	0 / 0%	0 / 0%
S	***	0 / 0%	0 / 0%	0 / 0%	0 / 0%	0 / 0%	0 / 0%	0 / 0%
-TC	0	0 / 0%	0 / 0%	0 / 0%	0 / 0%	0 / 0%	0 / 0%	0 / 0%
-I	0	0 / 0%	0 / 0%	0 / 0%	0 / 0%	0 / 0%	0 / 0%	0 / 0%
	0	0 / 0%	0 / 0%	0 / 0%	0 / 0%	0 / 0%	0 / 0%	0 / 0%

225 - COURT OF APPEALS - FIFTH COURT - SPECIAL TRADE UNADJUSTED GOAL IS 32.9%

T	0	0 / 0%	0 / 0%	0 / 0%	0 / 0%	0 / 0%	0 / 0%	0 / 0%
N	0	0 / 0%	0 / 0%	0 / 0%	0 / 0%	0 / 0%	0 / 0%	0 / 0%
S	***	0 / 0%	0 / 0%	0 / 0%	0 / 0%	0 / 0%	0 / 0%	0 / 0%
-TC	0	0 / 0%	0 / 0%	0 / 0%	0 / 0%	0 / 0%	0 / 0%	0 / 0%
-I	0	0 / 0%	0 / 0%	0 / 0%	0 / 0%	0 / 0%	0 / 0%	0 / 0%
	0	0 / 0%	0 / 0%	0 / 0%	0 / 0%	0 / 0%	0 / 0%	0 / 0%

*** DOLLARS REPORTED BUT NOT SHOWN IN THESE COLUMNS. T=TREASURY, N=NON-TREASURY, S=SUBCONTRACTOR FUNDS & PROCUREMENT CARD HUB PURCHASES, TC=TERM CONTRACT, I= INTER GOVERNMENTAL



TEXAS HISTORICALLY UNDERUTILIZED BUSINESS (HUB) SEMI-ANNUAL REPORT RECEIVED FOR FISCAL YEAR 2025

SECTION VII - STATE AGENCY EXPENDITURE DATA

FUND TYPE	TOTAL EXPENDITURE	TOTAL SPENT WITH HUBS AMOUNT / %	BLACK AMOUNT / %	HISPANIC AMOUNT / %	WOMAN AMOUNT / %	ASIAN PACIFIC AMOUNT / %	NATIVE AMERICAN AMOUNT / %	SERVICE- DISABLED VETERAN AMOUNT / %
-----------	-------------------	-------------------------------------	---------------------	------------------------	---------------------	--------------------------------	----------------------------------	---

225 - COURT OF APPEALS - FIFTH COURT - PROFESSIONAL SERVICES UNADJUSTED GOAL IS 23.7%

T	0	0 / 0%	0 / 0%	0 / 0%	0 / 0%	0 / 0%	0 / 0%	0 / 0%
N	0	0 / 0%	0 / 0%	0 / 0%	0 / 0%	0 / 0%	0 / 0%	0 / 0%
S	***	0 / 0%	0 / 0%	0 / 0%	0 / 0%	0 / 0%	0 / 0%	0 / 0%
-TC	0	0 / 0%	0 / 0%	0 / 0%	0 / 0%	0 / 0%	0 / 0%	0 / 0%
-I	0	0 / 0%	0 / 0%	0 / 0%	0 / 0%	0 / 0%	0 / 0%	0 / 0%
	0	0 / 0%	0 / 0%	0 / 0%	0 / 0%	0 / 0%	0 / 0%	0 / 0%

225 - COURT OF APPEALS - FIFTH COURT - OTHER SERVICES UNADJUSTED GOAL IS 26%

T	\$125,585	\$858 / 0.68%	\$858 / 0.68%	0 / 0%	0 / 0%	0 / 0%	0 / 0%	0 / 0%
N	0	0 / 0%	0 / 0%	0 / 0%	0 / 0%	0 / 0%	0 / 0%	0 / 0%
S	***	0 / 0%	0 / 0%	0 / 0%	0 / 0%	0 / 0%	0 / 0%	0 / 0%
-TC	0	0 / 0%	0 / 0%	0 / 0%	0 / 0%	0 / 0%	0 / 0%	0 / 0%
-I	0	0 / 0%	0 / 0%	0 / 0%	0 / 0%	0 / 0%	0 / 0%	0 / 0%
	\$125,585	\$858 / 0.68%	\$858 / 0.68%	0 / 0%	0 / 0%	0 / 0%	0 / 0%	0 / 0%

225 - COURT OF APPEALS - FIFTH COURT - COMMODITY PURCHASING UNADJUSTED GOAL IS 21.1%

T	\$57,992	\$4,339 / 7.48%	\$4,339 / 7.48%	0 / 0%	0 / 0%	0 / 0%	0 / 0%	0 / 0%
N	0	0 / 0%	0 / 0%	0 / 0%	0 / 0%	0 / 0%	0 / 0%	0 / 0%
S	***	0 / 0%	0 / 0%	0 / 0%	0 / 0%	0 / 0%	0 / 0%	0 / 0%
-TC	0	0 / 0%	0 / 0%	0 / 0%	0 / 0%	0 / 0%	0 / 0%	0 / 0%
-I	0	0 / 0%	0 / 0%	0 / 0%	0 / 0%	0 / 0%	0 / 0%	0 / 0%
	\$57,992	\$4,339 / 7.48%	\$4,339 / 7.48%	0 / 0%	0 / 0%	0 / 0%	0 / 0%	0 / 0%

*** DOLLARS REPORTED BUT NOT SHOWN IN THESE COLUMNS. T=TREASURY, N=NON-TREASURY, S=SUBCONTRACTOR FUNDS & PROCUREMENT CARD HUB PURCHASES, TC=TERM CONTRACT, I= INTER GOVERNMENT



TEXAS HISTORICALLY UNDERUTILIZED BUSINESS (HUB) SEMI-ANNUAL REPORT RECEIVED FOR FISCAL YEAR 2025

SECTION VII - STATE AGENCY EXPENDITURE DATA

FUND TYPE	TOTAL EXPENDITURE	TOTAL SPENT WITH HUBS AMOUNT / %	BLACK AMOUNT / %	HISPANIC AMOUNT / %	WOMAN AMOUNT / %	ASIAN PACIFIC AMOUNT / %	NATIVE AMERICAN AMOUNT / %	SERVICE-DISABLED VETERAN AMOUNT / %
225 - COURT OF APPEALS - FIFTH COURT - Statewide Grand Total Expenditures								
T	\$183,577	\$5,197 / 2.83%	\$5,197 / 2.83%	0 / 0%	0 / 0%	0 / 0%	0 / 0%	0 / 0%
N	0	0 / 0%	0 / 0%	0 / 0%	0 / 0%	0 / 0%	0 / 0%	0 / 0%
S	***	0 / 0%	0 / 0%	0 / 0%	0 / 0%	0 / 0%	0 / 0%	0 / 0%
-TC	0	0 / 0%	0 / 0%	0 / 0%	0 / 0%	0 / 0%	0 / 0%	0 / 0%
-I	0	0 / 0%	0 / 0%	0 / 0%	0 / 0%	0 / 0%	0 / 0%	0 / 0%
	\$183,577	\$5,197 / 2.83%	\$5,197 / 2.83%	0 / 0%	0 / 0%	0 / 0%	0 / 0%	0 / 0%

*** DOLLARS REPORTED BUT NOT SHOWN IN THESE COLUMNS. T=TREASURY, N=NON-TREASURY, S=SUBCONTRACTOR FUNDS & PROCUREMENT CARD HUB PURCHASES, TC=TERM CONTRACT, I= INTER GOVERNMENTAL



TEXAS HISTORICALLY UNDERUTILIZED BUSINESS (HUB) SEMI-ANNUAL REPORT RECEIVED FOR FISCAL YEAR 2025

SECTION VII - STATE AGENCY EXPENDITURE DATA

FUND TYPE	TOTAL EXPENDITURE	TOTAL SPENT WITH HUBS AMOUNT / %	BLACK AMOUNT / %	HISPANIC AMOUNT / %	WOMAN AMOUNT / %	ASIAN PACIFIC AMOUNT / %	NATIVE AMERICAN AMOUNT / %	SERVICE-DISABLED VETERAN AMOUNT / %
-----------	-------------------	----------------------------------	------------------	---------------------	------------------	--------------------------	----------------------------	-------------------------------------

226 - COURT OF APPEALS - SIXTH COURT - HEAVY CONSTRUCTION UNADJUSTED GOAL IS 11.2%

T	0	0 / 0%	0 / 0%	0 / 0%	0 / 0%	0 / 0%	0 / 0%	0 / 0%
N	0	0 / 0%	0 / 0%	0 / 0%	0 / 0%	0 / 0%	0 / 0%	0 / 0%
S	***	0 / 0%	0 / 0%	0 / 0%	0 / 0%	0 / 0%	0 / 0%	0 / 0%
-TC	0	0 / 0%	0 / 0%	0 / 0%	0 / 0%	0 / 0%	0 / 0%	0 / 0%
-I	0	0 / 0%	0 / 0%	0 / 0%	0 / 0%	0 / 0%	0 / 0%	0 / 0%
	0	0 / 0%	0 / 0%	0 / 0%	0 / 0%	0 / 0%	0 / 0%	0 / 0%

226 - COURT OF APPEALS - SIXTH COURT - BUILDING CONSTRUCTION UNADJUSTED GOAL IS 21.1%

T	0	0 / 0%	0 / 0%	0 / 0%	0 / 0%	0 / 0%	0 / 0%	0 / 0%
N	0	0 / 0%	0 / 0%	0 / 0%	0 / 0%	0 / 0%	0 / 0%	0 / 0%
S	***	0 / 0%	0 / 0%	0 / 0%	0 / 0%	0 / 0%	0 / 0%	0 / 0%
-TC	0	0 / 0%	0 / 0%	0 / 0%	0 / 0%	0 / 0%	0 / 0%	0 / 0%
-I	0	0 / 0%	0 / 0%	0 / 0%	0 / 0%	0 / 0%	0 / 0%	0 / 0%
	0	0 / 0%	0 / 0%	0 / 0%	0 / 0%	0 / 0%	0 / 0%	0 / 0%

226 - COURT OF APPEALS - SIXTH COURT - SPECIAL TRADE UNADJUSTED GOAL IS 32.9%

T	0	0 / 0%	0 / 0%	0 / 0%	0 / 0%	0 / 0%	0 / 0%	0 / 0%
N	0	0 / 0%	0 / 0%	0 / 0%	0 / 0%	0 / 0%	0 / 0%	0 / 0%
S	***	0 / 0%	0 / 0%	0 / 0%	0 / 0%	0 / 0%	0 / 0%	0 / 0%
-TC	0	0 / 0%	0 / 0%	0 / 0%	0 / 0%	0 / 0%	0 / 0%	0 / 0%
-I	0	0 / 0%	0 / 0%	0 / 0%	0 / 0%	0 / 0%	0 / 0%	0 / 0%
	0	0 / 0%	0 / 0%	0 / 0%	0 / 0%	0 / 0%	0 / 0%	0 / 0%

*** DOLLARS REPORTED BUT NOT SHOWN IN THESE COLUMNS. T=TREASURY, N=NON-TREASURY, S=SUBCONTRACTOR FUNDS & PROCUREMENT CARD HUB PURCHASES, TC=TERM CONTRACT, I= INTER GOVERNMENTAL



TEXAS HISTORICALLY UNDERUTILIZED BUSINESS (HUB) SEMI-ANNUAL REPORT RECEIVED FOR FISCAL YEAR 2025

SECTION VII - STATE AGENCY EXPENDITURE DATA

FUND TYPE	TOTAL EXPENDITURE	TOTAL SPENT WITH HUBS AMOUNT / %	BLACK AMOUNT / %	HISPANIC AMOUNT / %	WOMAN AMOUNT / %	ASIAN PACIFIC AMOUNT / %	NATIVE AMERICAN AMOUNT / %	SERVICE-DISABLED VETERAN AMOUNT / %
-----------	-------------------	----------------------------------	------------------	---------------------	------------------	--------------------------	----------------------------	-------------------------------------

226 - COURT OF APPEALS - SIXTH COURT - PROFESSIONAL SERVICES UNADJUSTED GOAL IS 23.7%

T	0	0 / 0%	0 / 0%	0 / 0%	0 / 0%	0 / 0%	0 / 0%	0 / 0%
N	0	0 / 0%	0 / 0%	0 / 0%	0 / 0%	0 / 0%	0 / 0%	0 / 0%
S	***	0 / 0%	0 / 0%	0 / 0%	0 / 0%	0 / 0%	0 / 0%	0 / 0%
-TC	0	0 / 0%	0 / 0%	0 / 0%	0 / 0%	0 / 0%	0 / 0%	0 / 0%
-I	0	0 / 0%	0 / 0%	0 / 0%	0 / 0%	0 / 0%	0 / 0%	0 / 0%
	0	0 / 0%	0 / 0%	0 / 0%	0 / 0%	0 / 0%	0 / 0%	0 / 0%

226 - COURT OF APPEALS - SIXTH COURT - OTHER SERVICES UNADJUSTED GOAL IS 26%

T	\$14,610	0 / 0%	0 / 0%	0 / 0%	0 / 0%	0 / 0%	0 / 0%	0 / 0%
N	0	0 / 0%	0 / 0%	0 / 0%	0 / 0%	0 / 0%	0 / 0%	0 / 0%
S	***	0 / 0%	0 / 0%	0 / 0%	0 / 0%	0 / 0%	0 / 0%	0 / 0%
-TC	0	0 / 0%	0 / 0%	0 / 0%	0 / 0%	0 / 0%	0 / 0%	0 / 0%
-I	0	0 / 0%	0 / 0%	0 / 0%	0 / 0%	0 / 0%	0 / 0%	0 / 0%
	\$14,610	0 / 0%	0 / 0%	0 / 0%	0 / 0%	0 / 0%	0 / 0%	0 / 0%

226 - COURT OF APPEALS - SIXTH COURT - COMMODITY PURCHASING UNADJUSTED GOAL IS 21.1%

T	0	0 / 0%	0 / 0%	0 / 0%	0 / 0%	0 / 0%	0 / 0%	0 / 0%
N	0	0 / 0%	0 / 0%	0 / 0%	0 / 0%	0 / 0%	0 / 0%	0 / 0%
S	***	0 / 0%	0 / 0%	0 / 0%	0 / 0%	0 / 0%	0 / 0%	0 / 0%
-TC	0	0 / 0%	0 / 0%	0 / 0%	0 / 0%	0 / 0%	0 / 0%	0 / 0%
-I	0	0 / 0%	0 / 0%	0 / 0%	0 / 0%	0 / 0%	0 / 0%	0 / 0%
	0	0 / 0%	0 / 0%	0 / 0%	0 / 0%	0 / 0%	0 / 0%	0 / 0%

*** DOLLARS REPORTED BUT NOT SHOWN IN THESE COLUMNS. T=TREASURY, N=NON-TREASURY, S=SUBCONTRACTOR FUNDS & PROCUREMENT CARD HUB PURCHASES, TC=TERM CONTRACT, I= INTER GOVERNMENTAL



TEXAS HISTORICALLY UNDERUTILIZED BUSINESS (HUB) SEMI-ANNUAL REPORT RECEIVED FOR FISCAL YEAR 2025

SECTION VII - STATE AGENCY EXPENDITURE DATA

FUND TYPE	TOTAL EXPENDITURE	TOTAL SPENT WITH HUBS AMOUNT / %	BLACK AMOUNT / %	HISPANIC AMOUNT / %	WOMAN AMOUNT / %	ASIAN PACIFIC AMOUNT / %	NATIVE AMERICAN AMOUNT / %	SERVICE-DISABLED VETERAN AMOUNT / %
226 - COURT OF APPEALS - SIXTH COURT - Statewide Grand Total Expenditures								
T	\$14,610	0 / 0%	0 / 0%	0 / 0%	0 / 0%	0 / 0%	0 / 0%	0 / 0%
N	0	0 / 0%	0 / 0%	0 / 0%	0 / 0%	0 / 0%	0 / 0%	0 / 0%
S	***	0 / 0%	0 / 0%	0 / 0%	0 / 0%	0 / 0%	0 / 0%	0 / 0%
-TC	0	0 / 0%	0 / 0%	0 / 0%	0 / 0%	0 / 0%	0 / 0%	0 / 0%
-I	0	0 / 0%	0 / 0%	0 / 0%	0 / 0%	0 / 0%	0 / 0%	0 / 0%
	\$14,610	0 / 0%	0 / 0%	0 / 0%	0 / 0%	0 / 0%	0 / 0%	0 / 0%

*** DOLLARS REPORTED BUT NOT SHOWN IN THESE COLUMNS. T=TREASURY, N=NON-TREASURY, S=SUBCONTRACTOR FUNDS & PROCUREMENT CARD HUB PURCHASES, TC=TERM CONTRACT, I= INTER GOVERNMENTAL



TEXAS HISTORICALLY UNDERUTILIZED BUSINESS (HUB) SEMI-ANNUAL REPORT RECEIVED FOR FISCAL YEAR 2025

SECTION VII - STATE AGENCY EXPENDITURE DATA

FUND TYPE	TOTAL EXPENDITURE	TOTAL SPENT WITH HUBS AMOUNT / %	BLACK AMOUNT / %	HISPANIC AMOUNT / %	WOMAN AMOUNT / %	ASIAN PACIFIC AMOUNT / %	NATIVE AMERICAN AMOUNT / %	SERVICE- DISABLED VETERAN AMOUNT / %
-----------	-------------------	-------------------------------------	---------------------	------------------------	---------------------	--------------------------------	----------------------------------	---

227 - COURT OF APPEALS - SEVENTH COURT - HEAVY CONSTRUCTION UNADJUSTED GOAL IS 11.2%

T	0	0 / 0%	0 / 0%	0 / 0%	0 / 0%	0 / 0%	0 / 0%	0 / 0%
N	0	0 / 0%	0 / 0%	0 / 0%	0 / 0%	0 / 0%	0 / 0%	0 / 0%
S	***	0 / 0%	0 / 0%	0 / 0%	0 / 0%	0 / 0%	0 / 0%	0 / 0%
-TC	0	0 / 0%	0 / 0%	0 / 0%	0 / 0%	0 / 0%	0 / 0%	0 / 0%
-I	0	0 / 0%	0 / 0%	0 / 0%	0 / 0%	0 / 0%	0 / 0%	0 / 0%
	0	0 / 0%	0 / 0%	0 / 0%	0 / 0%	0 / 0%	0 / 0%	0 / 0%

227 - COURT OF APPEALS - SEVENTH COURT - BUILDING CONSTRUCTION UNADJUSTED GOAL IS 21.1%

T	0	0 / 0%	0 / 0%	0 / 0%	0 / 0%	0 / 0%	0 / 0%	0 / 0%
N	0	0 / 0%	0 / 0%	0 / 0%	0 / 0%	0 / 0%	0 / 0%	0 / 0%
S	***	0 / 0%	0 / 0%	0 / 0%	0 / 0%	0 / 0%	0 / 0%	0 / 0%
-TC	0	0 / 0%	0 / 0%	0 / 0%	0 / 0%	0 / 0%	0 / 0%	0 / 0%
-I	0	0 / 0%	0 / 0%	0 / 0%	0 / 0%	0 / 0%	0 / 0%	0 / 0%
	0	0 / 0%	0 / 0%	0 / 0%	0 / 0%	0 / 0%	0 / 0%	0 / 0%

227 - COURT OF APPEALS - SEVENTH COURT - SPECIAL TRADE UNADJUSTED GOAL IS 32.9%

T	0	0 / 0%	0 / 0%	0 / 0%	0 / 0%	0 / 0%	0 / 0%	0 / 0%
N	0	0 / 0%	0 / 0%	0 / 0%	0 / 0%	0 / 0%	0 / 0%	0 / 0%
S	***	0 / 0%	0 / 0%	0 / 0%	0 / 0%	0 / 0%	0 / 0%	0 / 0%
-TC	0	0 / 0%	0 / 0%	0 / 0%	0 / 0%	0 / 0%	0 / 0%	0 / 0%
-I	0	0 / 0%	0 / 0%	0 / 0%	0 / 0%	0 / 0%	0 / 0%	0 / 0%
	0	0 / 0%	0 / 0%	0 / 0%	0 / 0%	0 / 0%	0 / 0%	0 / 0%

*** DOLLARS REPORTED BUT NOT SHOWN IN THESE COLUMNS. T=TREASURY, N=NON-TREASURY, S=SUBCONTRACTOR FUNDS & PROCUREMENT CARD HUB PURCHASES, TC=TERM CONTRACT, I= INTER GOVERNMENT



TEXAS HISTORICALLY UNDERUTILIZED BUSINESS (HUB) SEMI-ANNUAL REPORT RECEIVED FOR FISCAL YEAR 2025

SECTION VII - STATE AGENCY EXPENDITURE DATA

FUND TYPE	TOTAL EXPENDITURE	TOTAL SPENT WITH HUBS AMOUNT / %	BLACK AMOUNT / %	HISPANIC AMOUNT / %	WOMAN AMOUNT / %	ASIAN PACIFIC AMOUNT / %	NATIVE AMERICAN AMOUNT / %	SERVICE-DISABLED VETERAN AMOUNT / %
227 - COURT OF APPEALS - SEVENTH COURT - PROFESSIONAL SERVICES UNADJUSTED GOAL IS 23.7%								
T	0	0 / 0%	0 / 0%	0 / 0%	0 / 0%	0 / 0%	0 / 0%	0 / 0%
N	0	0 / 0%	0 / 0%	0 / 0%	0 / 0%	0 / 0%	0 / 0%	0 / 0%
S	***	0 / 0%	0 / 0%	0 / 0%	0 / 0%	0 / 0%	0 / 0%	0 / 0%
-TC	0	0 / 0%	0 / 0%	0 / 0%	0 / 0%	0 / 0%	0 / 0%	0 / 0%
-I	0	0 / 0%	0 / 0%	0 / 0%	0 / 0%	0 / 0%	0 / 0%	0 / 0%
	0	0 / 0%	0 / 0%	0 / 0%	0 / 0%	0 / 0%	0 / 0%	0 / 0%

227 - COURT OF APPEALS - SEVENTH COURT - OTHER SERVICES UNADJUSTED GOAL IS 26%

T	\$29,162	\$875 / 3.00%	0 / 0%	0 / 0%	\$875 / 3.00%	0 / 0%	0 / 0%	0 / 0%
N	0	0 / 0%	0 / 0%	0 / 0%	0 / 0%	0 / 0%	0 / 0%	0 / 0%
S	***	0 / 0%	0 / 0%	0 / 0%	0 / 0%	0 / 0%	0 / 0%	0 / 0%
-TC	0	0 / 0%	0 / 0%	0 / 0%	0 / 0%	0 / 0%	0 / 0%	0 / 0%
-I	0	0 / 0%	0 / 0%	0 / 0%	0 / 0%	0 / 0%	0 / 0%	0 / 0%
	\$29,162	\$875 / 3.00%	0 / 0%	0 / 0%	\$875 / 3.00%	0 / 0%	0 / 0%	0 / 0%

227 - COURT OF APPEALS - SEVENTH COURT - COMMODITY PURCHASING UNADJUSTED GOAL IS 21.1%

T	\$30,302	\$11,752 / 38.78%	0 / 0%	0 / 0%	\$11,752 / 38.78%	0 / 0%	0 / 0%	0 / 0%
N	0	0 / 0%	0 / 0%	0 / 0%	0 / 0%	0 / 0%	0 / 0%	0 / 0%
S	***	0 / 0%	0 / 0%	0 / 0%	0 / 0%	0 / 0%	0 / 0%	0 / 0%
-TC	\$722	\$200 / 27.71%	0 / 0%	0 / 0%	\$200 / 27.71%	0 / 0%	0 / 0%	0 / 0%
-I	0	0 / 0%	0 / 0%	0 / 0%	0 / 0%	0 / 0%	0 / 0%	0 / 0%
	\$29,579	\$11,552 / 66.49%	0 / 0%	0 / 0%	\$11,552 / 66.49%	0 / 0%	0 / 0%	0 / 0%

*** DOLLARS REPORTED BUT NOT SHOWN IN THESE COLUMNS. T=TREASURY, N=NON-TREASURY, S=SUBCONTRACTOR FUNDS & PROCUREMENT CARD HUB PURCHASES, TC=TERM CONTRACT, I= INTER GOVERNMENT



TEXAS HISTORICALLY UNDERUTILIZED BUSINESS (HUB) SEMI-ANNUAL REPORT RECEIVED FOR FISCAL YEAR 2025

SECTION VII - STATE AGENCY EXPENDITURE DATA

FUND TYPE	TOTAL EXPENDITURE	TOTAL SPENT WITH HUBS AMOUNT / %	BLACK AMOUNT / %	HISPANIC AMOUNT / %	WOMAN AMOUNT / %	ASIAN PACIFIC AMOUNT / %	NATIVE AMERICAN AMOUNT / %	SERVICE-DISABLED VETERAN AMOUNT / %
227 - COURT OF APPEALS - SEVENTH COURT - Statewide Grand Total Expenditures								
T	\$59,464	\$12,627 / 21.24%	0 / 0%	0 / 0%	\$12,627 / 21.24%	0 / 0%	0 / 0%	0 / 0%
N	0	0 / 0%	0 / 0%	0 / 0%	0 / 0%	0 / 0%	0 / 0%	0 / 0%
S	***	0 / 0%	0 / 0%	0 / 0%	0 / 0%	0 / 0%	0 / 0%	0 / 0%
-TC	\$722	\$200 / 27.71%	0 / 0%	0 / 0%	\$200 / 27.71%	0 / 0%	0 / 0%	0 / 0%
-I	0	0 / 0%	0 / 0%	0 / 0%	0 / 0%	0 / 0%	0 / 0%	0 / 0%
	\$58,742	\$12,427 / 48.94%	0 / 0%	0 / 0%	\$12,427 / 48.94%	0 / 0%	0 / 0%	0 / 0%

*** DOLLARS REPORTED BUT NOT SHOWN IN THESE COLUMNS. T=TREASURY, N=NON-TREASURY, S=SUBCONTRACTOR FUNDS & PROCUREMENT CARD HUB PURCHASES, TC=TERM CONTRACT, I= INTER GOVERNMENTAL



TEXAS HISTORICALLY UNDERUTILIZED BUSINESS (HUB) SEMI-ANNUAL REPORT RECEIVED FOR FISCAL YEAR 2025

SECTION VII - STATE AGENCY EXPENDITURE DATA

FUND TYPE	TOTAL EXPENDITURE	TOTAL SPENT WITH HUBS AMOUNT / %	BLACK AMOUNT / %	HISPANIC AMOUNT / %	WOMAN AMOUNT / %	ASIAN PACIFIC AMOUNT / %	NATIVE AMERICAN AMOUNT / %	SERVICE- DISABLED VETERAN AMOUNT / %
-----------	-------------------	-------------------------------------	---------------------	------------------------	---------------------	--------------------------------	----------------------------------	---

228 - COURT OF APPEALS - EIGHTH COURT - HEAVY CONSTRUCTION UNADJUSTED GOAL IS 11.2%

T	0	0 / 0%	0 / 0%	0 / 0%	0 / 0%	0 / 0%	0 / 0%	0 / 0%
N	0	0 / 0%	0 / 0%	0 / 0%	0 / 0%	0 / 0%	0 / 0%	0 / 0%
S	***	0 / 0%	0 / 0%	0 / 0%	0 / 0%	0 / 0%	0 / 0%	0 / 0%
-TC	0	0 / 0%	0 / 0%	0 / 0%	0 / 0%	0 / 0%	0 / 0%	0 / 0%
-I	0	0 / 0%	0 / 0%	0 / 0%	0 / 0%	0 / 0%	0 / 0%	0 / 0%
	0	0 / 0%	0 / 0%	0 / 0%	0 / 0%	0 / 0%	0 / 0%	0 / 0%

228 - COURT OF APPEALS - EIGHTH COURT - BUILDING CONSTRUCTION UNADJUSTED GOAL IS 21.1%

T	0	0 / 0%	0 / 0%	0 / 0%	0 / 0%	0 / 0%	0 / 0%	0 / 0%
N	0	0 / 0%	0 / 0%	0 / 0%	0 / 0%	0 / 0%	0 / 0%	0 / 0%
S	***	0 / 0%	0 / 0%	0 / 0%	0 / 0%	0 / 0%	0 / 0%	0 / 0%
-TC	0	0 / 0%	0 / 0%	0 / 0%	0 / 0%	0 / 0%	0 / 0%	0 / 0%
-I	0	0 / 0%	0 / 0%	0 / 0%	0 / 0%	0 / 0%	0 / 0%	0 / 0%
	0	0 / 0%	0 / 0%	0 / 0%	0 / 0%	0 / 0%	0 / 0%	0 / 0%

228 - COURT OF APPEALS - EIGHTH COURT - SPECIAL TRADE UNADJUSTED GOAL IS 32.9%

T	0	0 / 0%	0 / 0%	0 / 0%	0 / 0%	0 / 0%	0 / 0%	0 / 0%
N	0	0 / 0%	0 / 0%	0 / 0%	0 / 0%	0 / 0%	0 / 0%	0 / 0%
S	***	0 / 0%	0 / 0%	0 / 0%	0 / 0%	0 / 0%	0 / 0%	0 / 0%
-TC	0	0 / 0%	0 / 0%	0 / 0%	0 / 0%	0 / 0%	0 / 0%	0 / 0%
-I	0	0 / 0%	0 / 0%	0 / 0%	0 / 0%	0 / 0%	0 / 0%	0 / 0%
	0	0 / 0%	0 / 0%	0 / 0%	0 / 0%	0 / 0%	0 / 0%	0 / 0%

*** DOLLARS REPORTED BUT NOT SHOWN IN THESE COLUMNS. T=TREASURY, N=NON-TREASURY, S=SUBCONTRACTOR FUNDS & PROCUREMENT CARD HUB PURCHASES, TC=TERM CONTRACT, I= INTER GOVERNMENT



TEXAS HISTORICALLY UNDERUTILIZED BUSINESS (HUB) SEMI-ANNUAL REPORT RECEIVED FOR FISCAL YEAR 2025

SECTION VII - STATE AGENCY EXPENDITURE DATA

FUND TYPE	TOTAL EXPENDITURE	TOTAL SPENT WITH HUBS AMOUNT / %	BLACK AMOUNT / %	HISPANIC AMOUNT / %	WOMAN AMOUNT / %	ASIAN PACIFIC AMOUNT / %	NATIVE AMERICAN AMOUNT / %	SERVICE- DISABLED VETERAN AMOUNT / %
-----------	-------------------	-------------------------------------	---------------------	------------------------	---------------------	--------------------------------	----------------------------------	---

228 - COURT OF APPEALS - EIGHTH COURT - PROFESSIONAL SERVICES UNADJUSTED GOAL IS 23.7%

T	0	0 / 0%	0 / 0%	0 / 0%	0 / 0%	0 / 0%	0 / 0%	0 / 0%
N	0	0 / 0%	0 / 0%	0 / 0%	0 / 0%	0 / 0%	0 / 0%	0 / 0%
S	***	0 / 0%	0 / 0%	0 / 0%	0 / 0%	0 / 0%	0 / 0%	0 / 0%
-TC	0	0 / 0%	0 / 0%	0 / 0%	0 / 0%	0 / 0%	0 / 0%	0 / 0%
-I	0	0 / 0%	0 / 0%	0 / 0%	0 / 0%	0 / 0%	0 / 0%	0 / 0%
	0	0 / 0%	0 / 0%	0 / 0%	0 / 0%	0 / 0%	0 / 0%	0 / 0%

228 - COURT OF APPEALS - EIGHTH COURT - OTHER SERVICES UNADJUSTED GOAL IS 26%

T	\$43,650	0 / 0%	0 / 0%	0 / 0%	0 / 0%	0 / 0%	0 / 0%	0 / 0%
N	0	0 / 0%	0 / 0%	0 / 0%	0 / 0%	0 / 0%	0 / 0%	0 / 0%
S	***	0 / 0%	0 / 0%	0 / 0%	0 / 0%	0 / 0%	0 / 0%	0 / 0%
-TC	0	0 / 0%	0 / 0%	0 / 0%	0 / 0%	0 / 0%	0 / 0%	0 / 0%
-I	0	0 / 0%	0 / 0%	0 / 0%	0 / 0%	0 / 0%	0 / 0%	0 / 0%
	\$43,650	0 / 0%	0 / 0%	0 / 0%	0 / 0%	0 / 0%	0 / 0%	0 / 0%

228 - COURT OF APPEALS - EIGHTH COURT - COMMODITY PURCHASING UNADJUSTED GOAL IS 21.1%

T	\$2,244	\$2,244 / 100.00%	\$2,244 / 100.00%	0 / 0%	0 / 0%	0 / 0%	0 / 0%	0 / 0%
N	0	0 / 0%	0 / 0%	0 / 0%	0 / 0%	0 / 0%	0 / 0%	0 / 0%
S	***	0 / 0%	0 / 0%	0 / 0%	0 / 0%	0 / 0%	0 / 0%	0 / 0%
-TC	0	0 / 0%	0 / 0%	0 / 0%	0 / 0%	0 / 0%	0 / 0%	0 / 0%
-I	0	0 / 0%	0 / 0%	0 / 0%	0 / 0%	0 / 0%	0 / 0%	0 / 0%
	\$2,244	\$2,244 / 100.00%	\$2,244 / 100.00%	0 / 0%	0 / 0%	0 / 0%	0 / 0%	0 / 0%

*** DOLLARS REPORTED BUT NOT SHOWN IN THESE COLUMNS. T=TREASURY, N=NON-TREASURY, S=SUBCONTRACTOR FUNDS & PROCUREMENT CARD HUB PURCHASES, TC=TERM CONTRACT, I= INTER GOVERNMENT



TEXAS HISTORICALLY UNDERUTILIZED BUSINESS (HUB) SEMI-ANNUAL REPORT RECEIVED FOR FISCAL YEAR 2025

SECTION VII - STATE AGENCY EXPENDITURE DATA

FUND TYPE	TOTAL EXPENDITURE	TOTAL SPENT WITH HUBS AMOUNT / %	BLACK AMOUNT / %	HISPANIC AMOUNT / %	WOMAN AMOUNT / %	ASIAN PACIFIC AMOUNT / %	NATIVE AMERICAN AMOUNT / %	SERVICE-DISABLED VETERAN AMOUNT / %
228 - COURT OF APPEALS - EIGHTH COURT - Statewide Grand Total Expenditures								
T	\$45,893	\$2,244 / 4.89%	\$2,244 / 4.89%	0 / 0%	0 / 0%	0 / 0%	0 / 0%	0 / 0%
N	0	0 / 0%	0 / 0%	0 / 0%	0 / 0%	0 / 0%	0 / 0%	0 / 0%
S	***	0 / 0%	0 / 0%	0 / 0%	0 / 0%	0 / 0%	0 / 0%	0 / 0%
-TC	0	0 / 0%	0 / 0%	0 / 0%	0 / 0%	0 / 0%	0 / 0%	0 / 0%
-I	0	0 / 0%	0 / 0%	0 / 0%	0 / 0%	0 / 0%	0 / 0%	0 / 0%
	\$45,893	\$2,244 / 4.89%	\$2,244 / 4.89%	0 / 0%	0 / 0%	0 / 0%	0 / 0%	0 / 0%

*** DOLLARS REPORTED BUT NOT SHOWN IN THESE COLUMNS. T=TREASURY, N=NON-TREASURY, S=SUBCONTRACTOR FUNDS & PROCUREMENT CARD HUB PURCHASES, TC=TERM CONTRACT, I= INTER GOVERNMENTAL



TEXAS HISTORICALLY UNDERUTILIZED BUSINESS (HUB) SEMI-ANNUAL REPORT RECEIVED FOR FISCAL YEAR 2025

SECTION VII - STATE AGENCY EXPENDITURE DATA

FUND TYPE	TOTAL EXPENDITURE	TOTAL SPENT WITH HUBS AMOUNT / %	BLACK AMOUNT / %	HISPANIC AMOUNT / %	WOMAN AMOUNT / %	ASIAN PACIFIC AMOUNT / %	NATIVE AMERICAN AMOUNT / %	SERVICE-DISABLED VETERAN AMOUNT / %
-----------	-------------------	----------------------------------	------------------	---------------------	------------------	--------------------------	----------------------------	-------------------------------------

229 - COURT OF APPEALS - NINTH COURT - HEAVY CONSTRUCTION UNADJUSTED GOAL IS 11.2%

T	0	0 / 0%	0 / 0%	0 / 0%	0 / 0%	0 / 0%	0 / 0%	0 / 0%
N	0	0 / 0%	0 / 0%	0 / 0%	0 / 0%	0 / 0%	0 / 0%	0 / 0%
S	***	0 / 0%	0 / 0%	0 / 0%	0 / 0%	0 / 0%	0 / 0%	0 / 0%
-TC	0	0 / 0%	0 / 0%	0 / 0%	0 / 0%	0 / 0%	0 / 0%	0 / 0%
-I	0	0 / 0%	0 / 0%	0 / 0%	0 / 0%	0 / 0%	0 / 0%	0 / 0%
	0	0 / 0%	0 / 0%	0 / 0%	0 / 0%	0 / 0%	0 / 0%	0 / 0%

229 - COURT OF APPEALS - NINTH COURT - BUILDING CONSTRUCTION UNADJUSTED GOAL IS 21.1%

T	0	0 / 0%	0 / 0%	0 / 0%	0 / 0%	0 / 0%	0 / 0%	0 / 0%
N	0	0 / 0%	0 / 0%	0 / 0%	0 / 0%	0 / 0%	0 / 0%	0 / 0%
S	***	0 / 0%	0 / 0%	0 / 0%	0 / 0%	0 / 0%	0 / 0%	0 / 0%
-TC	0	0 / 0%	0 / 0%	0 / 0%	0 / 0%	0 / 0%	0 / 0%	0 / 0%
-I	0	0 / 0%	0 / 0%	0 / 0%	0 / 0%	0 / 0%	0 / 0%	0 / 0%
	0	0 / 0%	0 / 0%	0 / 0%	0 / 0%	0 / 0%	0 / 0%	0 / 0%

229 - COURT OF APPEALS - NINTH COURT - SPECIAL TRADE UNADJUSTED GOAL IS 32.9%

T	0	0 / 0%	0 / 0%	0 / 0%	0 / 0%	0 / 0%	0 / 0%	0 / 0%
N	0	0 / 0%	0 / 0%	0 / 0%	0 / 0%	0 / 0%	0 / 0%	0 / 0%
S	***	0 / 0%	0 / 0%	0 / 0%	0 / 0%	0 / 0%	0 / 0%	0 / 0%
-TC	0	0 / 0%	0 / 0%	0 / 0%	0 / 0%	0 / 0%	0 / 0%	0 / 0%
-I	0	0 / 0%	0 / 0%	0 / 0%	0 / 0%	0 / 0%	0 / 0%	0 / 0%
	0	0 / 0%	0 / 0%	0 / 0%	0 / 0%	0 / 0%	0 / 0%	0 / 0%

*** DOLLARS REPORTED BUT NOT SHOWN IN THESE COLUMNS. T=TREASURY, N=NON-TREASURY, S=SUBCONTRACTOR FUNDS & PROCUREMENT CARD HUB PURCHASES, TC=TERM CONTRACT, I= INTER GOVERNMENTAL



TEXAS HISTORICALLY UNDERUTILIZED BUSINESS (HUB) SEMI-ANNUAL REPORT RECEIVED FOR FISCAL YEAR 2025

SECTION VII - STATE AGENCY EXPENDITURE DATA

FUND TYPE	TOTAL EXPENDITURE	TOTAL SPENT WITH HUBS AMOUNT / %	BLACK AMOUNT / %	HISPANIC AMOUNT / %	WOMAN AMOUNT / %	ASIAN PACIFIC AMOUNT / %	NATIVE AMERICAN AMOUNT / %	SERVICE-DISABLED VETERAN AMOUNT / %
-----------	-------------------	----------------------------------	------------------	---------------------	------------------	--------------------------	----------------------------	-------------------------------------

229 - COURT OF APPEALS - NINTH COURT - PROFESSIONAL SERVICES UNADJUSTED GOAL IS 23.7%

T	0	0 / 0%	0 / 0%	0 / 0%	0 / 0%	0 / 0%	0 / 0%	0 / 0%
N	0	0 / 0%	0 / 0%	0 / 0%	0 / 0%	0 / 0%	0 / 0%	0 / 0%
S	***	0 / 0%	0 / 0%	0 / 0%	0 / 0%	0 / 0%	0 / 0%	0 / 0%
-TC	0	0 / 0%	0 / 0%	0 / 0%	0 / 0%	0 / 0%	0 / 0%	0 / 0%
-I	0	0 / 0%	0 / 0%	0 / 0%	0 / 0%	0 / 0%	0 / 0%	0 / 0%
	0	0 / 0%	0 / 0%	0 / 0%	0 / 0%	0 / 0%	0 / 0%	0 / 0%

229 - COURT OF APPEALS - NINTH COURT - OTHER SERVICES UNADJUSTED GOAL IS 26%

T	0	0 / 0%	0 / 0%	0 / 0%	0 / 0%	0 / 0%	0 / 0%	0 / 0%
N	0	0 / 0%	0 / 0%	0 / 0%	0 / 0%	0 / 0%	0 / 0%	0 / 0%
S	***	0 / 0%	0 / 0%	0 / 0%	0 / 0%	0 / 0%	0 / 0%	0 / 0%
-TC	0	0 / 0%	0 / 0%	0 / 0%	0 / 0%	0 / 0%	0 / 0%	0 / 0%
-I	0	0 / 0%	0 / 0%	0 / 0%	0 / 0%	0 / 0%	0 / 0%	0 / 0%
	0	0 / 0%	0 / 0%	0 / 0%	0 / 0%	0 / 0%	0 / 0%	0 / 0%

229 - COURT OF APPEALS - NINTH COURT - COMMODITY PURCHASING UNADJUSTED GOAL IS 21.1%

T	0	0 / 0%	0 / 0%	0 / 0%	0 / 0%	0 / 0%	0 / 0%	0 / 0%
N	0	0 / 0%	0 / 0%	0 / 0%	0 / 0%	0 / 0%	0 / 0%	0 / 0%
S	***	0 / 0%	0 / 0%	0 / 0%	0 / 0%	0 / 0%	0 / 0%	0 / 0%
-TC	0	0 / 0%	0 / 0%	0 / 0%	0 / 0%	0 / 0%	0 / 0%	0 / 0%
-I	0	0 / 0%	0 / 0%	0 / 0%	0 / 0%	0 / 0%	0 / 0%	0 / 0%
	0	0 / 0%	0 / 0%	0 / 0%	0 / 0%	0 / 0%	0 / 0%	0 / 0%

*** DOLLARS REPORTED BUT NOT SHOWN IN THESE COLUMNS. T=TREASURY, N=NON-TREASURY, S=SUBCONTRACTOR FUNDS & PROCUREMENT CARD HUB PURCHASES, TC=TERM CONTRACT, I= INTER GOVERNMENTAL



TEXAS HISTORICALLY UNDERUTILIZED BUSINESS (HUB) SEMI-ANNUAL REPORT RECEIVED FOR FISCAL YEAR 2025

SECTION VII - STATE AGENCY EXPENDITURE DATA

FUND TYPE	TOTAL EXPENDITURE	TOTAL SPENT WITH HUBS AMOUNT / %	BLACK AMOUNT / %	HISPANIC AMOUNT / %	WOMAN AMOUNT / %	ASIAN PACIFIC AMOUNT / %	NATIVE AMERICAN AMOUNT / %	SERVICE-DISABLED VETERAN AMOUNT / %
229 - COURT OF APPEALS - NINTH COURT - Statewide Grand Total Expenditures								
T	0	0 / 0%	0 / 0%	0 / 0%	0 / 0%	0 / 0%	0 / 0%	0 / 0%
N	0	0 / 0%	0 / 0%	0 / 0%	0 / 0%	0 / 0%	0 / 0%	0 / 0%
S	***	0 / 0%	0 / 0%	0 / 0%	0 / 0%	0 / 0%	0 / 0%	0 / 0%
-TC	0	0 / 0%	0 / 0%	0 / 0%	0 / 0%	0 / 0%	0 / 0%	0 / 0%
-I	0	0 / 0%	0 / 0%	0 / 0%	0 / 0%	0 / 0%	0 / 0%	0 / 0%
	0	0 / 0%	0 / 0%	0 / 0%	0 / 0%	0 / 0%	0 / 0%	0 / 0%

*** DOLLARS REPORTED BUT NOT SHOWN IN THESE COLUMNS. T=TREASURY, N=NON-TREASURY, S=SUBCONTRACTOR FUNDS & PROCUREMENT CARD HUB PURCHASES, TC=TERM CONTRACT, I= INTER GOVERNMENTAL



TEXAS HISTORICALLY UNDERUTILIZED BUSINESS (HUB) SEMI-ANNUAL REPORT RECEIVED FOR FISCAL YEAR 2025

SECTION VII - STATE AGENCY EXPENDITURE DATA

FUND TYPE	TOTAL EXPENDITURE	TOTAL SPENT WITH HUBS AMOUNT / %	BLACK AMOUNT / %	HISPANIC AMOUNT / %	WOMAN AMOUNT / %	ASIAN PACIFIC AMOUNT / %	NATIVE AMERICAN AMOUNT / %	SERVICE-DISABLED VETERAN AMOUNT / %
-----------	-------------------	----------------------------------	------------------	---------------------	------------------	--------------------------	----------------------------	-------------------------------------

230 - COURT OF APPEALS - TENTH COURT - HEAVY CONSTRUCTION UNADJUSTED GOAL IS 11.2%

T	0	0 / 0%	0 / 0%	0 / 0%	0 / 0%	0 / 0%	0 / 0%	0 / 0%
N	0	0 / 0%	0 / 0%	0 / 0%	0 / 0%	0 / 0%	0 / 0%	0 / 0%
S	***	0 / 0%	0 / 0%	0 / 0%	0 / 0%	0 / 0%	0 / 0%	0 / 0%
-TC	0	0 / 0%	0 / 0%	0 / 0%	0 / 0%	0 / 0%	0 / 0%	0 / 0%
-I	0	0 / 0%	0 / 0%	0 / 0%	0 / 0%	0 / 0%	0 / 0%	0 / 0%
	0	0 / 0%	0 / 0%	0 / 0%	0 / 0%	0 / 0%	0 / 0%	0 / 0%

230 - COURT OF APPEALS - TENTH COURT - BUILDING CONSTRUCTION UNADJUSTED GOAL IS 21.1%

T	0	0 / 0%	0 / 0%	0 / 0%	0 / 0%	0 / 0%	0 / 0%	0 / 0%
N	0	0 / 0%	0 / 0%	0 / 0%	0 / 0%	0 / 0%	0 / 0%	0 / 0%
S	***	0 / 0%	0 / 0%	0 / 0%	0 / 0%	0 / 0%	0 / 0%	0 / 0%
-TC	0	0 / 0%	0 / 0%	0 / 0%	0 / 0%	0 / 0%	0 / 0%	0 / 0%
-I	0	0 / 0%	0 / 0%	0 / 0%	0 / 0%	0 / 0%	0 / 0%	0 / 0%
	0	0 / 0%	0 / 0%	0 / 0%	0 / 0%	0 / 0%	0 / 0%	0 / 0%

230 - COURT OF APPEALS - TENTH COURT - SPECIAL TRADE UNADJUSTED GOAL IS 32.9%

T	0	0 / 0%	0 / 0%	0 / 0%	0 / 0%	0 / 0%	0 / 0%	0 / 0%
N	0	0 / 0%	0 / 0%	0 / 0%	0 / 0%	0 / 0%	0 / 0%	0 / 0%
S	***	0 / 0%	0 / 0%	0 / 0%	0 / 0%	0 / 0%	0 / 0%	0 / 0%
-TC	0	0 / 0%	0 / 0%	0 / 0%	0 / 0%	0 / 0%	0 / 0%	0 / 0%
-I	0	0 / 0%	0 / 0%	0 / 0%	0 / 0%	0 / 0%	0 / 0%	0 / 0%
	0	0 / 0%	0 / 0%	0 / 0%	0 / 0%	0 / 0%	0 / 0%	0 / 0%

*** DOLLARS REPORTED BUT NOT SHOWN IN THESE COLUMNS. T=TREASURY, N=NON-TREASURY, S=SUBCONTRACTOR FUNDS & PROCUREMENT CARD HUB PURCHASES, TC=TERM CONTRACT, I= INTER GOVERNMENTAL



TEXAS HISTORICALLY UNDERUTILIZED BUSINESS (HUB) SEMI-ANNUAL REPORT RECEIVED FOR FISCAL YEAR 2025

SECTION VII - STATE AGENCY EXPENDITURE DATA

[illegible]

230 - COURT OF APPEALS - TENTH COURT - OTHER SERVICES UNADJUSTED GOAL IS 26%								
T	\$19,301	0 / 0%	0 / 0%	0 / 0%	0 / 0%	0 / 0%	0 / 0%	0 / 0%
N	0	0 / 0%	0 / 0%	0 / 0%	0 / 0%	0 / 0%	0 / 0%	0 / 0%
S	***	0 / 0%	0 / 0%	0 / 0%	0 / 0%	0 / 0%	0 / 0%	0 / 0%
-TC	0	0 / 0%	0 / 0%	0 / 0%	0 / 0%	0 / 0%	0 / 0%	0 / 0%
-I	0	0 / 0%	0 / 0%	0 / 0%	0 / 0%	0 / 0%	0 / 0%	0 / 0%
	\$19,301	0 / 0%	0 / 0%	0 / 0%	0 / 0%	0 / 0%	0 / 0%	0 / 0%

230 - COURT OF APPEALS - TENTH COURT - COMMODITY PURCHASING UNADJUSTED GOAL IS 21.1%								
T	\$2,309	\$593 / 25.69%	0 / 0%	0 / 0%	\$593 / 25.69%	0 / 0%	0 / 0%	0 / 0%
N	0	0 / 0%	0 / 0%	0 / 0%	0 / 0%	0 / 0%	0 / 0%	0 / 0%
S	***	0 / 0%	0 / 0%	0 / 0%	0 / 0%	0 / 0%	0 / 0%	0 / 0%
-TC	0	0 / 0%	0 / 0%	0 / 0%	0 / 0%	0 / 0%	0 / 0%	0 / 0%
-I	0	0 / 0%	0 / 0%	0 / 0%	0 / 0%	0 / 0%	0 / 0%	0 / 0%
	\$2,309	\$593 / 25.69%	0 / 0%	0 / 0%	\$593 / 25.69%	0 / 0%	0 / 0%	0 / 0%

*** DOLLARS REPORTED BUT NOT SHOWN IN THESE COLUMNS. T=TREASURY, N=NON-TREASURY, S=SUBCONTRACTOR FUNDS & PROCUREMENT CARD HUB PURCHASES, TC=TERM CONTRACT, I= INTER GOVERNMENT



TEXAS HISTORICALLY UNDERUTILIZED BUSINESS (HUB) SEMI-ANNUAL REPORT RECEIVED FOR FISCAL YEAR 2025

SECTION VII - STATE AGENCY EXPENDITURE DATA

FUND TYPE	TOTAL EXPENDITURE	TOTAL SPENT WITH HUBS AMOUNT / %	BLACK AMOUNT / %	HISPANIC AMOUNT / %	WOMAN AMOUNT / %	ASIAN PACIFIC AMOUNT / %	NATIVE AMERICAN AMOUNT / %	SERVICE-DISABLED VETERAN AMOUNT / %
230 - COURT OF APPEALS - TENTH COURT - Statewide Grand Total Expenditures								
T	\$21,610	\$593 / 2.75%	0 / 0%	0 / 0%	\$593 / 2.75%	0 / 0%	0 / 0%	0 / 0%
N	0	0 / 0%	0 / 0%	0 / 0%	0 / 0%	0 / 0%	0 / 0%	0 / 0%
S	***	0 / 0%	0 / 0%	0 / 0%	0 / 0%	0 / 0%	0 / 0%	0 / 0%
-TC	0	0 / 0%	0 / 0%	0 / 0%	0 / 0%	0 / 0%	0 / 0%	0 / 0%
-I	0	0 / 0%	0 / 0%	0 / 0%	0 / 0%	0 / 0%	0 / 0%	0 / 0%
	\$21,610	\$593 / 2.75%	0 / 0%	0 / 0%	\$593 / 2.75%	0 / 0%	0 / 0%	0 / 0%

*** DOLLARS REPORTED BUT NOT SHOWN IN THESE COLUMNS. T=TREASURY, N=NON-TREASURY, S=SUBCONTRACTOR FUNDS & PROCUREMENT CARD HUB PURCHASES, TC=TERM CONTRACT, I= INTER GOVERNMENTAL



TEXAS HISTORICALLY UNDERUTILIZED BUSINESS (HUB) SEMI-ANNUAL REPORT RECEIVED FOR FISCAL YEAR 2025

SECTION VII - STATE AGENCY EXPENDITURE DATA

FUND TYPE	TOTAL EXPENDITURE	TOTAL SPENT WITH HUBS AMOUNT / %	BLACK AMOUNT / %	HISPANIC AMOUNT / %	WOMAN AMOUNT / %	ASIAN PACIFIC AMOUNT / %	NATIVE AMERICAN AMOUNT / %	SERVICE- DISABLED VETERAN AMOUNT / %
-----------	-------------------	-------------------------------------	---------------------	------------------------	---------------------	--------------------------------	----------------------------------	---

231 - COURT OF APPEALS - ELEVENTH COURT - HEAVY CONSTRUCTION UNADJUSTED GOAL IS 11.2%

T	0	0 / 0%	0 / 0%	0 / 0%	0 / 0%	0 / 0%	0 / 0%	0 / 0%
N	0	0 / 0%	0 / 0%	0 / 0%	0 / 0%	0 / 0%	0 / 0%	0 / 0%
S	***	0 / 0%	0 / 0%	0 / 0%	0 / 0%	0 / 0%	0 / 0%	0 / 0%
-TC	0	0 / 0%	0 / 0%	0 / 0%	0 / 0%	0 / 0%	0 / 0%	0 / 0%
-I	0	0 / 0%	0 / 0%	0 / 0%	0 / 0%	0 / 0%	0 / 0%	0 / 0%
	0	0 / 0%	0 / 0%	0 / 0%	0 / 0%	0 / 0%	0 / 0%	0 / 0%

231 - COURT OF APPEALS - ELEVENTH COURT - BUILDING CONSTRUCTION UNADJUSTED GOAL IS 21.1%

T	0	0 / 0%	0 / 0%	0 / 0%	0 / 0%	0 / 0%	0 / 0%	0 / 0%
N	0	0 / 0%	0 / 0%	0 / 0%	0 / 0%	0 / 0%	0 / 0%	0 / 0%
S	***	0 / 0%	0 / 0%	0 / 0%	0 / 0%	0 / 0%	0 / 0%	0 / 0%
-TC	0	0 / 0%	0 / 0%	0 / 0%	0 / 0%	0 / 0%	0 / 0%	0 / 0%
-I	0	0 / 0%	0 / 0%	0 / 0%	0 / 0%	0 / 0%	0 / 0%	0 / 0%
	0	0 / 0%	0 / 0%	0 / 0%	0 / 0%	0 / 0%	0 / 0%	0 / 0%

231 - COURT OF APPEALS - ELEVENTH COURT - SPECIAL TRADE UNADJUSTED GOAL IS 32.9%

T	\$2,104	0 / 0%	0 / 0%	0 / 0%	0 / 0%	0 / 0%	0 / 0%	0 / 0%
N	0	0 / 0%	0 / 0%	0 / 0%	0 / 0%	0 / 0%	0 / 0%	0 / 0%
S	***	0 / 0%	0 / 0%	0 / 0%	0 / 0%	0 / 0%	0 / 0%	0 / 0%
-TC	0	0 / 0%	0 / 0%	0 / 0%	0 / 0%	0 / 0%	0 / 0%	0 / 0%
-I	0	0 / 0%	0 / 0%	0 / 0%	0 / 0%	0 / 0%	0 / 0%	0 / 0%
	\$2,104	0 / 0%	0 / 0%	0 / 0%	0 / 0%	0 / 0%	0 / 0%	0 / 0%

*** DOLLARS REPORTED BUT NOT SHOWN IN THESE COLUMNS. T=TREASURY, N=NON-TREASURY, S=SUBCONTRACTOR FUNDS & PROCUREMENT CARD HUB PURCHASES, TC=TERM CONTRACT, I= INTER GOVERNMENT



TEXAS HISTORICALLY UNDERUTILIZED BUSINESS (HUB) SEMI-ANNUAL REPORT RECEIVED FOR FISCAL YEAR 2025

SECTION VII - STATE AGENCY EXPENDITURE DATA

FUND TYPE	TOTAL EXPENDITURE	TOTAL SPENT WITH HUBS AMOUNT / %	BLACK AMOUNT / %	HISPANIC AMOUNT / %	WOMAN AMOUNT / %	ASIAN PACIFIC AMOUNT / %	NATIVE AMERICAN AMOUNT / %	SERVICE-DISABLED VETERAN AMOUNT / %
-----------	-------------------	----------------------------------	------------------	---------------------	------------------	--------------------------	----------------------------	-------------------------------------

231 - COURT OF APPEALS - ELEVENTH COURT - PROFESSIONAL SERVICES UNADJUSTED GOAL IS 23.7%

T	0	0 / 0%	0 / 0%	0 / 0%	0 / 0%	0 / 0%	0 / 0%	0 / 0%
N	0	0 / 0%	0 / 0%	0 / 0%	0 / 0%	0 / 0%	0 / 0%	0 / 0%
S	***	0 / 0%	0 / 0%	0 / 0%	0 / 0%	0 / 0%	0 / 0%	0 / 0%
-TC	0	0 / 0%	0 / 0%	0 / 0%	0 / 0%	0 / 0%	0 / 0%	0 / 0%
-I	0	0 / 0%	0 / 0%	0 / 0%	0 / 0%	0 / 0%	0 / 0%	0 / 0%
	0	0 / 0%	0 / 0%	0 / 0%	0 / 0%	0 / 0%	0 / 0%	0 / 0%

231 - COURT OF APPEALS - ELEVENTH COURT - OTHER SERVICES UNADJUSTED GOAL IS 26%

T	\$21,240	0 / 0%	0 / 0%	0 / 0%	0 / 0%	0 / 0%	0 / 0%	0 / 0%
N	0	0 / 0%	0 / 0%	0 / 0%	0 / 0%	0 / 0%	0 / 0%	0 / 0%
S	***	0 / 0%	0 / 0%	0 / 0%	0 / 0%	0 / 0%	0 / 0%	0 / 0%
-TC	\$147	0 / 0%	0 / 0%	0 / 0%	0 / 0%	0 / 0%	0 / 0%	0 / 0%
-I	0	0 / 0%	0 / 0%	0 / 0%	0 / 0%	0 / 0%	0 / 0%	0 / 0%
	\$21,092	0 / 0%	0 / 0%	0 / 0%	0 / 0%	0 / 0%	0 / 0%	0 / 0%

231 - COURT OF APPEALS - ELEVENTH COURT - COMMODITY PURCHASING UNADJUSTED GOAL IS 21.1%

T	\$3,704	\$492 / 13.27%	0 / 0%	0 / 0%	\$492 / 13.27%	0 / 0%	0 / 0%	0 / 0%
N	0	0 / 0%	0 / 0%	0 / 0%	0 / 0%	0 / 0%	0 / 0%	0 / 0%
S	***	0 / 0%	0 / 0%	0 / 0%	0 / 0%	0 / 0%	0 / 0%	0 / 0%
-TC	\$2,280	0 / 0%	0 / 0%	0 / 0%	0 / 0%	0 / 0%	0 / 0%	0 / 0%
-I	0	0 / 0%	0 / 0%	0 / 0%	0 / 0%	0 / 0%	0 / 0%	0 / 0%
	\$1,424	\$492 / 13.27%	0 / 0%	0 / 0%	\$492 / 13.27%	0 / 0%	0 / 0%	0 / 0%

*** DOLLARS REPORTED BUT NOT SHOWN IN THESE COLUMNS. T=TREASURY, N=NON-TREASURY, S=SUBCONTRACTOR FUNDS & PROCUREMENT CARD HUB PURCHASES, TC=TERM CONTRACT, I= INTER GOVERNMENTAL



TEXAS HISTORICALLY UNDERUTILIZED BUSINESS (HUB) SEMI-ANNUAL REPORT RECEIVED FOR FISCAL YEAR 2025

SECTION VII - STATE AGENCY EXPENDITURE DATA

FUND TYPE	TOTAL EXPENDITURE	TOTAL SPENT WITH HUBS AMOUNT / %	BLACK AMOUNT / %	HISPANIC AMOUNT / %	WOMAN AMOUNT / %	ASIAN PACIFIC AMOUNT / %	NATIVE AMERICAN AMOUNT / %	SERVICE-DISABLED VETERAN AMOUNT / %
231 - COURT OF APPEALS - ELEVENTH COURT - Statewide Grand Total Expenditures								
T	\$27,048	\$492 / 1.82%	0 / 0%	0 / 0%	\$492 / 1.82%	0 / 0%	0 / 0%	0 / 0%
N	0	0 / 0%	0 / 0%	0 / 0%	0 / 0%	0 / 0%	0 / 0%	0 / 0%
S	***	0 / 0%	0 / 0%	0 / 0%	0 / 0%	0 / 0%	0 / 0%	0 / 0%
-TC	\$2,427	0 / 0%	0 / 0%	0 / 0%	0 / 0%	0 / 0%	0 / 0%	0 / 0%
-I	0	0 / 0%	0 / 0%	0 / 0%	0 / 0%	0 / 0%	0 / 0%	0 / 0%
	\$24,620	\$492 / 1.82%	0 / 0%	0 / 0%	\$492 / 1.82%	0 / 0%	0 / 0%	0 / 0%

*** DOLLARS REPORTED BUT NOT SHOWN IN THESE COLUMNS. T=TREASURY, N=NON-TREASURY, S=SUBCONTRACTOR FUNDS & PROCUREMENT CARD HUB PURCHASES, TC=TERM CONTRACT, I= INTER GOVERNMENTAL



TEXAS HISTORICALLY UNDERUTILIZED BUSINESS (HUB) SEMI-ANNUAL REPORT RECEIVED FOR FISCAL YEAR 2025

SECTION VII - STATE AGENCY EXPENDITURE DATA

FUND TYPE	TOTAL EXPENDITURE	TOTAL SPENT WITH HUBS AMOUNT / %	BLACK AMOUNT / %	HISPANIC AMOUNT / %	WOMAN AMOUNT / %	ASIAN PACIFIC AMOUNT / %	NATIVE AMERICAN AMOUNT / %	SERVICE- DISABLED VETERAN AMOUNT / %
-----------	-------------------	-------------------------------------	---------------------	------------------------	---------------------	--------------------------------	----------------------------------	---

232 - COURT OF APPEALS - TWELFTH DISTRICT - HEAVY CONSTRUCTION UNADJUSTED GOAL IS 11.2%

T	0	0 / 0%	0 / 0%	0 / 0%	0 / 0%	0 / 0%	0 / 0%	0 / 0%
N	0	0 / 0%	0 / 0%	0 / 0%	0 / 0%	0 / 0%	0 / 0%	0 / 0%
S	***	0 / 0%	0 / 0%	0 / 0%	0 / 0%	0 / 0%	0 / 0%	0 / 0%
-TC	0	0 / 0%	0 / 0%	0 / 0%	0 / 0%	0 / 0%	0 / 0%	0 / 0%
-I	0	0 / 0%	0 / 0%	0 / 0%	0 / 0%	0 / 0%	0 / 0%	0 / 0%
	0	0 / 0%	0 / 0%	0 / 0%	0 / 0%	0 / 0%	0 / 0%	0 / 0%

232 - COURT OF APPEALS - TWELFTH DISTRICT - BUILDING CONSTRUCTION UNADJUSTED GOAL IS 21.1%

T	0	0 / 0%	0 / 0%	0 / 0%	0 / 0%	0 / 0%	0 / 0%	0 / 0%
N	0	0 / 0%	0 / 0%	0 / 0%	0 / 0%	0 / 0%	0 / 0%	0 / 0%
S	***	0 / 0%	0 / 0%	0 / 0%	0 / 0%	0 / 0%	0 / 0%	0 / 0%
-TC	0	0 / 0%	0 / 0%	0 / 0%	0 / 0%	0 / 0%	0 / 0%	0 / 0%
-I	0	0 / 0%	0 / 0%	0 / 0%	0 / 0%	0 / 0%	0 / 0%	0 / 0%
	0	0 / 0%	0 / 0%	0 / 0%	0 / 0%	0 / 0%	0 / 0%	0 / 0%

232 - COURT OF APPEALS - TWELFTH DISTRICT - SPECIAL TRADE UNADJUSTED GOAL IS 32.9%

T	0	0 / 0%	0 / 0%	0 / 0%	0 / 0%	0 / 0%	0 / 0%	0 / 0%
N	0	0 / 0%	0 / 0%	0 / 0%	0 / 0%	0 / 0%	0 / 0%	0 / 0%
S	***	0 / 0%	0 / 0%	0 / 0%	0 / 0%	0 / 0%	0 / 0%	0 / 0%
-TC	0	0 / 0%	0 / 0%	0 / 0%	0 / 0%	0 / 0%	0 / 0%	0 / 0%
-I	0	0 / 0%	0 / 0%	0 / 0%	0 / 0%	0 / 0%	0 / 0%	0 / 0%
	0	0 / 0%	0 / 0%	0 / 0%	0 / 0%	0 / 0%	0 / 0%	0 / 0%

*** DOLLARS REPORTED BUT NOT SHOWN IN THESE COLUMNS. T=TREASURY, N=NON-TREASURY, S=SUBCONTRACTOR FUNDS & PROCUREMENT CARD HUB PURCHASES, TC=TERM CONTRACT, I= INTER GOVERNMENT



TEXAS HISTORICALLY UNDERUTILIZED BUSINESS (HUB) SEMI-ANNUAL REPORT RECEIVED FOR FISCAL YEAR 2025

SECTION VII - STATE AGENCY EXPENDITURE DATA

FUND TYPE	TOTAL EXPENDITURE	TOTAL SPENT WITH HUBS AMOUNT / %	BLACK AMOUNT / %	HISPANIC AMOUNT / %	WOMAN AMOUNT / %	ASIAN PACIFIC AMOUNT / %	NATIVE AMERICAN AMOUNT / %	SERVICE- DISABLED VETERAN AMOUNT / %
-----------	-------------------	-------------------------------------	---------------------	------------------------	---------------------	--------------------------------	----------------------------------	---

232 - COURT OF APPEALS - TWELFTH DISTRICT - PROFESSIONAL SERVICES UNADJUSTED GOAL IS 23.7%

T	0	0 / 0%	0 / 0%	0 / 0%	0 / 0%	0 / 0%	0 / 0%	0 / 0%
N	0	0 / 0%	0 / 0%	0 / 0%	0 / 0%	0 / 0%	0 / 0%	0 / 0%
S	***	0 / 0%	0 / 0%	0 / 0%	0 / 0%	0 / 0%	0 / 0%	0 / 0%
-TC	0	0 / 0%	0 / 0%	0 / 0%	0 / 0%	0 / 0%	0 / 0%	0 / 0%
-I	0	0 / 0%	0 / 0%	0 / 0%	0 / 0%	0 / 0%	0 / 0%	0 / 0%
	0	0 / 0%	0 / 0%	0 / 0%	0 / 0%	0 / 0%	0 / 0%	0 / 0%

232 - COURT OF APPEALS - TWELFTH DISTRICT - OTHER SERVICES UNADJUSTED GOAL IS 26%

T	\$4,788	0 / 0%	0 / 0%	0 / 0%	0 / 0%	0 / 0%	0 / 0%	0 / 0%
N	0	0 / 0%	0 / 0%	0 / 0%	0 / 0%	0 / 0%	0 / 0%	0 / 0%
S	***	0 / 0%	0 / 0%	0 / 0%	0 / 0%	0 / 0%	0 / 0%	0 / 0%
-TC	0	0 / 0%	0 / 0%	0 / 0%	0 / 0%	0 / 0%	0 / 0%	0 / 0%
-I	0	0 / 0%	0 / 0%	0 / 0%	0 / 0%	0 / 0%	0 / 0%	0 / 0%
	\$4,788	0 / 0%	0 / 0%	0 / 0%	0 / 0%	0 / 0%	0 / 0%	0 / 0%

232 - COURT OF APPEALS - TWELFTH DISTRICT - COMMODITY PURCHASING UNADJUSTED GOAL IS 21.1%

T	\$535	0 / 0%	0 / 0%	0 / 0%	0 / 0%	0 / 0%	0 / 0%	0 / 0%
N	0	0 / 0%	0 / 0%	0 / 0%	0 / 0%	0 / 0%	0 / 0%	0 / 0%
S	***	0 / 0%	0 / 0%	0 / 0%	0 / 0%	0 / 0%	0 / 0%	0 / 0%
-TC	0	0 / 0%	0 / 0%	0 / 0%	0 / 0%	0 / 0%	0 / 0%	0 / 0%
-I	0	0 / 0%	0 / 0%	0 / 0%	0 / 0%	0 / 0%	0 / 0%	0 / 0%
	\$535	0 / 0%	0 / 0%	0 / 0%	0 / 0%	0 / 0%	0 / 0%	0 / 0%

*** DOLLARS REPORTED BUT NOT SHOWN IN THESE COLUMNS. T=TREASURY, N=NON-TREASURY, S=SUBCONTRACTOR FUNDS & PROCUREMENT CARD HUB PURCHASES, TC=TERM CONTRACT, I= INTER GOVERNMENT



TEXAS HISTORICALLY UNDERUTILIZED BUSINESS (HUB) SEMI-ANNUAL REPORT RECEIVED FOR FISCAL YEAR 2025

SECTION VII - STATE AGENCY EXPENDITURE DATA

FUND TYPE	TOTAL EXPENDITURE	TOTAL SPENT WITH HUBS AMOUNT / %	BLACK AMOUNT / %	HISPANIC AMOUNT / %	WOMAN AMOUNT / %	ASIAN PACIFIC AMOUNT / %	NATIVE AMERICAN AMOUNT / %	SERVICE-DISABLED VETERAN AMOUNT / %
232 - COURT OF APPEALS - TWELFTH DISTRICT - Statewide Grand Total Expenditures								
T	\$5,323	0 / 0%	0 / 0%	0 / 0%	0 / 0%	0 / 0%	0 / 0%	0 / 0%
N	0	0 / 0%	0 / 0%	0 / 0%	0 / 0%	0 / 0%	0 / 0%	0 / 0%
S	***	0 / 0%	0 / 0%	0 / 0%	0 / 0%	0 / 0%	0 / 0%	0 / 0%
-TC	0	0 / 0%	0 / 0%	0 / 0%	0 / 0%	0 / 0%	0 / 0%	0 / 0%
-I	0	0 / 0%	0 / 0%	0 / 0%	0 / 0%	0 / 0%	0 / 0%	0 / 0%
	\$5,323	0 / 0%	0 / 0%	0 / 0%	0 / 0%	0 / 0%	0 / 0%	0 / 0%

*** DOLLARS REPORTED BUT NOT SHOWN IN THESE COLUMNS. T=TREASURY, N=NON-TREASURY, S=SUBCONTRACTOR FUNDS & PROCUREMENT CARD HUB PURCHASES, TC=TERM CONTRACT, I= INTER GOVERNMENTAL



TEXAS HISTORICALLY UNDERUTILIZED BUSINESS (HUB) SEMI-ANNUAL REPORT RECEIVED FOR FISCAL YEAR 2025

SECTION VII - STATE AGENCY EXPENDITURE DATA

FUND TYPE	TOTAL EXPENDITURE	TOTAL SPENT WITH HUBS AMOUNT / %	BLACK AMOUNT / %	HISPANIC AMOUNT / %	WOMAN AMOUNT / %	ASIAN PACIFIC AMOUNT / %	NATIVE AMERICAN AMOUNT / %	SERVICE- DISABLED VETERAN AMOUNT / %
-----------	-------------------	-------------------------------------	---------------------	------------------------	---------------------	--------------------------------	----------------------------------	---

233 - COURT OF APPEALS - THIRTEENTH COURT - HEAVY CONSTRUCTION UNADJUSTED GOAL IS 11.2%

T	0	0 / 0%	0 / 0%	0 / 0%	0 / 0%	0 / 0%	0 / 0%	0 / 0%
N	0	0 / 0%	0 / 0%	0 / 0%	0 / 0%	0 / 0%	0 / 0%	0 / 0%
S	***	0 / 0%	0 / 0%	0 / 0%	0 / 0%	0 / 0%	0 / 0%	0 / 0%
-TC	0	0 / 0%	0 / 0%	0 / 0%	0 / 0%	0 / 0%	0 / 0%	0 / 0%
-I	0	0 / 0%	0 / 0%	0 / 0%	0 / 0%	0 / 0%	0 / 0%	0 / 0%
	0	0 / 0%	0 / 0%	0 / 0%	0 / 0%	0 / 0%	0 / 0%	0 / 0%

233 - COURT OF APPEALS - THIRTEENTH COURT - BUILDING CONSTRUCTION UNADJUSTED GOAL IS 21.1%

T	0	0 / 0%	0 / 0%	0 / 0%	0 / 0%	0 / 0%	0 / 0%	0 / 0%
N	0	0 / 0%	0 / 0%	0 / 0%	0 / 0%	0 / 0%	0 / 0%	0 / 0%
S	***	0 / 0%	0 / 0%	0 / 0%	0 / 0%	0 / 0%	0 / 0%	0 / 0%
-TC	0	0 / 0%	0 / 0%	0 / 0%	0 / 0%	0 / 0%	0 / 0%	0 / 0%
-I	0	0 / 0%	0 / 0%	0 / 0%	0 / 0%	0 / 0%	0 / 0%	0 / 0%
	0	0 / 0%	0 / 0%	0 / 0%	0 / 0%	0 / 0%	0 / 0%	0 / 0%

233 - COURT OF APPEALS - THIRTEENTH COURT - SPECIAL TRADE UNADJUSTED GOAL IS 32.9%

T	0	0 / 0%	0 / 0%	0 / 0%	0 / 0%	0 / 0%	0 / 0%	0 / 0%
N	0	0 / 0%	0 / 0%	0 / 0%	0 / 0%	0 / 0%	0 / 0%	0 / 0%
S	***	0 / 0%	0 / 0%	0 / 0%	0 / 0%	0 / 0%	0 / 0%	0 / 0%
-TC	0	0 / 0%	0 / 0%	0 / 0%	0 / 0%	0 / 0%	0 / 0%	0 / 0%
-I	0	0 / 0%	0 / 0%	0 / 0%	0 / 0%	0 / 0%	0 / 0%	0 / 0%
	0	0 / 0%	0 / 0%	0 / 0%	0 / 0%	0 / 0%	0 / 0%	0 / 0%

*** DOLLARS REPORTED BUT NOT SHOWN IN THESE COLUMNS. T=TREASURY, N=NON-TREASURY, S=SUBCONTRACTOR FUNDS & PROCUREMENT CARD HUB PURCHASES, TC=TERM CONTRACT, I= INTER GOVERNMENT

Final Reporting Date: 04/29/2025

HUB_EXP_06_State Agency Expenditure Data



TEXAS HISTORICALLY UNDERUTILIZED BUSINESS (HUB) SEMI-ANNUAL REPORT RECEIVED FOR FISCAL YEAR 2025

SECTION VII - STATE AGENCY EXPENDITURE DATA

FUND TYPE	TOTAL EXPENDITURE	TOTAL SPENT WITH HUBS AMOUNT / %	BLACK AMOUNT / %	HISPANIC AMOUNT / %	WOMAN AMOUNT / %	ASIAN PACIFIC AMOUNT / %	NATIVE AMERICAN AMOUNT / %	SERVICE-DISABLED VETERAN AMOUNT / %
-----------	-------------------	----------------------------------	------------------	---------------------	------------------	--------------------------	----------------------------	-------------------------------------

233 - COURT OF APPEALS - THIRTEENTH COURT - PROFESSIONAL SERVICES UNADJUSTED GOAL IS 23.7%

T	0	0 / 0%	0 / 0%	0 / 0%	0 / 0%	0 / 0%	0 / 0%	0 / 0%
N	0	0 / 0%	0 / 0%	0 / 0%	0 / 0%	0 / 0%	0 / 0%	0 / 0%
S	***	0 / 0%	0 / 0%	0 / 0%	0 / 0%	0 / 0%	0 / 0%	0 / 0%
-TC	0	0 / 0%	0 / 0%	0 / 0%	0 / 0%	0 / 0%	0 / 0%	0 / 0%
-I	0	0 / 0%	0 / 0%	0 / 0%	0 / 0%	0 / 0%	0 / 0%	0 / 0%
	0	0 / 0%	0 / 0%	0 / 0%	0 / 0%	0 / 0%	0 / 0%	0 / 0%

233 - COURT OF APPEALS - THIRTEENTH COURT - OTHER SERVICES UNADJUSTED GOAL IS 26%

T	\$12,394	0 / 0%	0 / 0%	0 / 0%	0 / 0%	0 / 0%	0 / 0%	0 / 0%
N	0	0 / 0%	0 / 0%	0 / 0%	0 / 0%	0 / 0%	0 / 0%	0 / 0%
S	***	0 / 0%	0 / 0%	0 / 0%	0 / 0%	0 / 0%	0 / 0%	0 / 0%
-TC	\$441	0 / 0%	0 / 0%	0 / 0%	0 / 0%	0 / 0%	0 / 0%	0 / 0%
-I	0	0 / 0%	0 / 0%	0 / 0%	0 / 0%	0 / 0%	0 / 0%	0 / 0%
	\$11,953	0 / 0%	0 / 0%	0 / 0%	0 / 0%	0 / 0%	0 / 0%	0 / 0%

233 - COURT OF APPEALS - THIRTEENTH COURT - COMMODITY PURCHASING UNADJUSTED GOAL IS 21.1%

T	\$8,839	\$409 / 4.62%	0 / 0%	0 / 0%	\$409 / 4.62%	0 / 0%	0 / 0%	0 / 0%
N	0	0 / 0%	0 / 0%	0 / 0%	0 / 0%	0 / 0%	0 / 0%	0 / 0%
S	***	0 / 0%	0 / 0%	0 / 0%	0 / 0%	0 / 0%	0 / 0%	0 / 0%
-TC	\$1,948	0 / 0%	0 / 0%	0 / 0%	0 / 0%	0 / 0%	0 / 0%	0 / 0%
-I	0	0 / 0%	0 / 0%	0 / 0%	0 / 0%	0 / 0%	0 / 0%	0 / 0%
	\$6,892	\$409 / 4.62%	0 / 0%	0 / 0%	\$409 / 4.62%	0 / 0%	0 / 0%	0 / 0%

*** DOLLARS REPORTED BUT NOT SHOWN IN THESE COLUMNS. T=TREASURY, N=NON-TREASURY, S=SUBCONTRACTOR FUNDS & PROCUREMENT CARD HUB PURCHASES, TC=TERM CONTRACT, I= INTER GOVERNMENTAL



TEXAS HISTORICALLY UNDERUTILIZED BUSINESS (HUB) SEMI-ANNUAL REPORT RECEIVED FOR FISCAL YEAR 2025

SECTION VII - STATE AGENCY EXPENDITURE DATA

FUND TYPE	TOTAL EXPENDITURE	TOTAL SPENT WITH HUBS AMOUNT / %	BLACK AMOUNT / %	HISPANIC AMOUNT / %	WOMAN AMOUNT / %	ASIAN PACIFIC AMOUNT / %	NATIVE AMERICAN AMOUNT / %	SERVICE-DISABLED VETERAN AMOUNT / %
233 - COURT OF APPEALS - THIRTEENTH COURT - Statewide Grand Total Expenditures								
T	\$21,233	\$409 / 1.92%	0 / 0%	0 / 0%	\$409 / 1.92%	0 / 0%	0 / 0%	0 / 0%
N	0	0 / 0%	0 / 0%	0 / 0%	0 / 0%	0 / 0%	0 / 0%	0 / 0%
S	***	0 / 0%	0 / 0%	0 / 0%	0 / 0%	0 / 0%	0 / 0%	0 / 0%
-TC	\$2,389	0 / 0%	0 / 0%	0 / 0%	0 / 0%	0 / 0%	0 / 0%	0 / 0%
-I	0	0 / 0%	0 / 0%	0 / 0%	0 / 0%	0 / 0%	0 / 0%	0 / 0%
	\$18,844	\$409 / 1.92%	0 / 0%	0 / 0%	\$409 / 1.92%	0 / 0%	0 / 0%	0 / 0%

*** DOLLARS REPORTED BUT NOT SHOWN IN THESE COLUMNS. T=TREASURY, N=NON-TREASURY, S=SUBCONTRACTOR FUNDS & PROCUREMENT CARD HUB PURCHASES, TC=TERM CONTRACT, I= INTER GOVERNMENTAL



TEXAS HISTORICALLY UNDERUTILIZED BUSINESS (HUB) SEMI-ANNUAL REPORT RECEIVED FOR FISCAL YEAR 2025

SECTION VII - STATE AGENCY EXPENDITURE DATA

FUND TYPE	TOTAL EXPENDITURE	TOTAL SPENT WITH HUBS AMOUNT / %	BLACK AMOUNT / %	HISPANIC AMOUNT / %	WOMAN AMOUNT / %	ASIAN PACIFIC AMOUNT / %	NATIVE AMERICAN AMOUNT / %	SERVICE- DISABLED VETERAN AMOUNT / %
-----------	-------------------	-------------------------------------	---------------------	------------------------	---------------------	--------------------------------	----------------------------------	---

234 - COURT OF APPEALS -FOURTEENTH COURT - HEAVY CONSTRUCTION UNADJUSTED GOAL IS 11.2%

T	0	0 / 0%	0 / 0%	0 / 0%	0 / 0%	0 / 0%	0 / 0%	0 / 0%
N	0	0 / 0%	0 / 0%	0 / 0%	0 / 0%	0 / 0%	0 / 0%	0 / 0%
S	***	0 / 0%	0 / 0%	0 / 0%	0 / 0%	0 / 0%	0 / 0%	0 / 0%
-TC	0	0 / 0%	0 / 0%	0 / 0%	0 / 0%	0 / 0%	0 / 0%	0 / 0%
-I	0	0 / 0%	0 / 0%	0 / 0%	0 / 0%	0 / 0%	0 / 0%	0 / 0%
	0	0 / 0%	0 / 0%	0 / 0%	0 / 0%	0 / 0%	0 / 0%	0 / 0%

234 - COURT OF APPEALS -FOURTEENTH COURT - BUILDING CONSTRUCTION UNADJUSTED GOAL IS 21.1%

T	0	0 / 0%	0 / 0%	0 / 0%	0 / 0%	0 / 0%	0 / 0%	0 / 0%
N	0	0 / 0%	0 / 0%	0 / 0%	0 / 0%	0 / 0%	0 / 0%	0 / 0%
S	***	0 / 0%	0 / 0%	0 / 0%	0 / 0%	0 / 0%	0 / 0%	0 / 0%
-TC	0	0 / 0%	0 / 0%	0 / 0%	0 / 0%	0 / 0%	0 / 0%	0 / 0%
-I	0	0 / 0%	0 / 0%	0 / 0%	0 / 0%	0 / 0%	0 / 0%	0 / 0%
	0	0 / 0%	0 / 0%	0 / 0%	0 / 0%	0 / 0%	0 / 0%	0 / 0%

234 - COURT OF APPEALS -FOURTEENTH COURT - SPECIAL TRADE UNADJUSTED GOAL IS 32.9%

T	0	0 / 0%	0 / 0%	0 / 0%	0 / 0%	0 / 0%	0 / 0%	0 / 0%
N	0	0 / 0%	0 / 0%	0 / 0%	0 / 0%	0 / 0%	0 / 0%	0 / 0%
S	***	0 / 0%	0 / 0%	0 / 0%	0 / 0%	0 / 0%	0 / 0%	0 / 0%
-TC	0	0 / 0%	0 / 0%	0 / 0%	0 / 0%	0 / 0%	0 / 0%	0 / 0%
-I	0	0 / 0%	0 / 0%	0 / 0%	0 / 0%	0 / 0%	0 / 0%	0 / 0%
	0	0 / 0%	0 / 0%	0 / 0%	0 / 0%	0 / 0%	0 / 0%	0 / 0%

*** DOLLARS REPORTED BUT NOT SHOWN IN THESE COLUMNS. T=TREASURY, N=NON-TREASURY, S=SUBCONTRACTOR FUNDS & PROCUREMENT CARD HUB PURCHASES, TC=TERM CONTRACT, I= INTER GOVERNMENT



TEXAS HISTORICALLY UNDERUTILIZED BUSINESS (HUB) SEMI-ANNUAL REPORT RECEIVED FOR FISCAL YEAR 2025

SECTION VII - STATE AGENCY EXPENDITURE DATA

FUND TYPE	TOTAL EXPENDITURE	TOTAL SPENT WITH HUBS AMOUNT / %	BLACK AMOUNT / %	HISPANIC AMOUNT / %	WOMAN AMOUNT / %	ASIAN PACIFIC AMOUNT / %	NATIVE AMERICAN AMOUNT / %	SERVICE- DISABLED VETERAN AMOUNT / %
-----------	-------------------	-------------------------------------	---------------------	------------------------	---------------------	--------------------------------	----------------------------------	---

234 - COURT OF APPEALS -FOURTEENTH COURT - PROFESSIONAL SERVICES UNADJUSTED GOAL IS 23.7%

T	0	0 / 0%	0 / 0%	0 / 0%	0 / 0%	0 / 0%	0 / 0%	0 / 0%
N	0	0 / 0%	0 / 0%	0 / 0%	0 / 0%	0 / 0%	0 / 0%	0 / 0%
S	***	0 / 0%	0 / 0%	0 / 0%	0 / 0%	0 / 0%	0 / 0%	0 / 0%
-TC	0	0 / 0%	0 / 0%	0 / 0%	0 / 0%	0 / 0%	0 / 0%	0 / 0%
-I	0	0 / 0%	0 / 0%	0 / 0%	0 / 0%	0 / 0%	0 / 0%	0 / 0%
	0	0 / 0%	0 / 0%	0 / 0%	0 / 0%	0 / 0%	0 / 0%	0 / 0%

234 - COURT OF APPEALS -FOURTEENTH COURT - OTHER SERVICES UNADJUSTED GOAL IS 26%

T	\$11,651	0 / 0%	0 / 0%	0 / 0%	0 / 0%	0 / 0%	0 / 0%	0 / 0%
N	0	0 / 0%	0 / 0%	0 / 0%	0 / 0%	0 / 0%	0 / 0%	0 / 0%
S	***	0 / 0%	0 / 0%	0 / 0%	0 / 0%	0 / 0%	0 / 0%	0 / 0%
-TC	\$83	0 / 0%	0 / 0%	0 / 0%	0 / 0%	0 / 0%	0 / 0%	0 / 0%
-I	0	0 / 0%	0 / 0%	0 / 0%	0 / 0%	0 / 0%	0 / 0%	0 / 0%
	\$11,568	0 / 0%	0 / 0%	0 / 0%	0 / 0%	0 / 0%	0 / 0%	0 / 0%

234 - COURT OF APPEALS -FOURTEENTH COURT - COMMODITY PURCHASING UNADJUSTED GOAL IS 21.1%

T	\$643	0 / 0%	0 / 0%	0 / 0%	0 / 0%	0 / 0%	0 / 0%	0 / 0%
N	0	0 / 0%	0 / 0%	0 / 0%	0 / 0%	0 / 0%	0 / 0%	0 / 0%
S	***	0 / 0%	0 / 0%	0 / 0%	0 / 0%	0 / 0%	0 / 0%	0 / 0%
-TC	0	0 / 0%	0 / 0%	0 / 0%	0 / 0%	0 / 0%	0 / 0%	0 / 0%
-I	0	0 / 0%	0 / 0%	0 / 0%	0 / 0%	0 / 0%	0 / 0%	0 / 0%
	\$643	0 / 0%	0 / 0%	0 / 0%	0 / 0%	0 / 0%	0 / 0%	0 / 0%

*** DOLLARS REPORTED BUT NOT SHOWN IN THESE COLUMNS. T=TREASURY, N=NON-TREASURY, S=SUBCONTRACTOR FUNDS & PROCUREMENT CARD HUB PURCHASES, TC=TERM CONTRACT, I= INTER GOVERNMENT



TEXAS HISTORICALLY UNDERUTILIZED BUSINESS (HUB) SEMI-ANNUAL REPORT RECEIVED FOR FISCAL YEAR 2025

SECTION VII - STATE AGENCY EXPENDITURE DATA

FUND TYPE	TOTAL EXPENDITURE	TOTAL SPENT WITH HUBS AMOUNT / %	BLACK AMOUNT / %	HISPANIC AMOUNT / %	WOMAN AMOUNT / %	ASIAN PACIFIC AMOUNT / %	NATIVE AMERICAN AMOUNT / %	SERVICE-DISABLED VETERAN AMOUNT / %
234 - COURT OF APPEALS -FOURTEENTH COURT - Statewide Grand Total Expenditures								
T	\$12,295	0 / 0%	0 / 0%	0 / 0%	0 / 0%	0 / 0%	0 / 0%	0 / 0%
N	0	0 / 0%	0 / 0%	0 / 0%	0 / 0%	0 / 0%	0 / 0%	0 / 0%
S	***	0 / 0%	0 / 0%	0 / 0%	0 / 0%	0 / 0%	0 / 0%	0 / 0%
-TC	\$83	0 / 0%	0 / 0%	0 / 0%	0 / 0%	0 / 0%	0 / 0%	0 / 0%
-I	0	0 / 0%	0 / 0%	0 / 0%	0 / 0%	0 / 0%	0 / 0%	0 / 0%
	\$12,211	0 / 0%	0 / 0%	0 / 0%	0 / 0%	0 / 0%	0 / 0%	0 / 0%

*** DOLLARS REPORTED BUT NOT SHOWN IN THESE COLUMNS. T=TREASURY, N=NON-TREASURY, S=SUBCONTRACTOR FUNDS & PROCUREMENT CARD HUB PURCHASES, TC=TERM CONTRACT, I= INTER GOVERNMENTAL



TEXAS HISTORICALLY UNDERUTILIZED BUSINESS (HUB) SEMI-ANNUAL REPORT RECEIVED FOR FISCAL YEAR 2025

SECTION VII - STATE AGENCY EXPENDITURE DATA

FUND TYPE	TOTAL EXPENDITURE	TOTAL SPENT WITH HUBS AMOUNT / %	BLACK AMOUNT / %	HISPANIC AMOUNT / %	WOMAN AMOUNT / %	ASIAN PACIFIC AMOUNT / %	NATIVE AMERICAN AMOUNT / %	SERVICE-DISABLED VETERAN AMOUNT / %
-----------	-------------------	----------------------------------	------------------	---------------------	------------------	--------------------------	----------------------------	-------------------------------------

235 - 15TH COURT OF APPEALS - HEAVY CONSTRUCTION UNADJUSTED GOAL IS 11.2%

T	0	0 / 0%	0 / 0%	0 / 0%	0 / 0%	0 / 0%	0 / 0%	0 / 0%
N	0	0 / 0%	0 / 0%	0 / 0%	0 / 0%	0 / 0%	0 / 0%	0 / 0%
S	***	0 / 0%	0 / 0%	0 / 0%	0 / 0%	0 / 0%	0 / 0%	0 / 0%
-TC	0	0 / 0%	0 / 0%	0 / 0%	0 / 0%	0 / 0%	0 / 0%	0 / 0%
-I	0	0 / 0%	0 / 0%	0 / 0%	0 / 0%	0 / 0%	0 / 0%	0 / 0%
	0	0 / 0%	0 / 0%	0 / 0%	0 / 0%	0 / 0%	0 / 0%	0 / 0%

235 - 15TH COURT OF APPEALS - BUILDING CONSTRUCTION UNADJUSTED GOAL IS 21.1%

T	0	0 / 0%	0 / 0%	0 / 0%	0 / 0%	0 / 0%	0 / 0%	0 / 0%
N	0	0 / 0%	0 / 0%	0 / 0%	0 / 0%	0 / 0%	0 / 0%	0 / 0%
S	***	0 / 0%	0 / 0%	0 / 0%	0 / 0%	0 / 0%	0 / 0%	0 / 0%
-TC	0	0 / 0%	0 / 0%	0 / 0%	0 / 0%	0 / 0%	0 / 0%	0 / 0%
-I	0	0 / 0%	0 / 0%	0 / 0%	0 / 0%	0 / 0%	0 / 0%	0 / 0%
	0	0 / 0%	0 / 0%	0 / 0%	0 / 0%	0 / 0%	0 / 0%	0 / 0%

235 - 15TH COURT OF APPEALS - SPECIAL TRADE UNADJUSTED GOAL IS 32.9%

T	0	0 / 0%	0 / 0%	0 / 0%	0 / 0%	0 / 0%	0 / 0%	0 / 0%
N	0	0 / 0%	0 / 0%	0 / 0%	0 / 0%	0 / 0%	0 / 0%	0 / 0%
S	***	0 / 0%	0 / 0%	0 / 0%	0 / 0%	0 / 0%	0 / 0%	0 / 0%
-TC	0	0 / 0%	0 / 0%	0 / 0%	0 / 0%	0 / 0%	0 / 0%	0 / 0%
-I	0	0 / 0%	0 / 0%	0 / 0%	0 / 0%	0 / 0%	0 / 0%	0 / 0%
	0	0 / 0%	0 / 0%	0 / 0%	0 / 0%	0 / 0%	0 / 0%	0 / 0%

*** DOLLARS REPORTED BUT NOT SHOWN IN THESE COLUMNS. T=TREASURY, N=NON-TREASURY, S=SUBCONTRACTOR FUNDS & PROCUREMENT CARD HUB PURCHASES, TC=TERM CONTRACT, I= INTER GOVERNMENTAL



TEXAS HISTORICALLY UNDERUTILIZED BUSINESS (HUB) SEMI-ANNUAL REPORT RECEIVED FOR FISCAL YEAR 2025

SECTION VII - STATE AGENCY EXPENDITURE DATA

FUND TYPE	TOTAL EXPENDITURE	TOTAL SPENT WITH HUBS AMOUNT / %	BLACK AMOUNT / %	HISPANIC AMOUNT / %	WOMAN AMOUNT / %	ASIAN PACIFIC AMOUNT / %	NATIVE AMERICAN AMOUNT / %	SERVICE- DISABLED VETERAN AMOUNT / %
-----------	-------------------	-------------------------------------	---------------------	------------------------	---------------------	--------------------------------	----------------------------------	---

235 - 15TH COURT OF APPEALS - PROFESSIONAL SERVICES UNADJUSTED GOAL IS 23.7%

T	0	0 / 0%	0 / 0%	0 / 0%	0 / 0%	0 / 0%	0 / 0%	0 / 0%
N	0	0 / 0%	0 / 0%	0 / 0%	0 / 0%	0 / 0%	0 / 0%	0 / 0%
S	***	0 / 0%	0 / 0%	0 / 0%	0 / 0%	0 / 0%	0 / 0%	0 / 0%
-TC	0	0 / 0%	0 / 0%	0 / 0%	0 / 0%	0 / 0%	0 / 0%	0 / 0%
-I	0	0 / 0%	0 / 0%	0 / 0%	0 / 0%	0 / 0%	0 / 0%	0 / 0%
	0	0 / 0%	0 / 0%	0 / 0%	0 / 0%	0 / 0%	0 / 0%	0 / 0%

235 - 15TH COURT OF APPEALS - OTHER SERVICES UNADJUSTED GOAL IS 26%

T	\$1,672	0 / 0%	0 / 0%	0 / 0%	0 / 0%	0 / 0%	0 / 0%	0 / 0%
N	0	0 / 0%	0 / 0%	0 / 0%	0 / 0%	0 / 0%	0 / 0%	0 / 0%
S	***	0 / 0%	0 / 0%	0 / 0%	0 / 0%	0 / 0%	0 / 0%	0 / 0%
-TC	0	0 / 0%	0 / 0%	0 / 0%	0 / 0%	0 / 0%	0 / 0%	0 / 0%
-I	0	0 / 0%	0 / 0%	0 / 0%	0 / 0%	0 / 0%	0 / 0%	0 / 0%
	\$1,672	0 / 0%	0 / 0%	0 / 0%	0 / 0%	0 / 0%	0 / 0%	0 / 0%

235 - 15TH COURT OF APPEALS - COMMODITY PURCHASING UNADJUSTED GOAL IS 21.1%

T	\$10,946	\$2,576 / 23.53%	0 / 0%	0 / 0%	\$2,576 / 23.53%	0 / 0%	0 / 0%	0 / 0%
N	0	0 / 0%	0 / 0%	0 / 0%	0 / 0%	0 / 0%	0 / 0%	0 / 0%
S	***	0 / 0%	0 / 0%	0 / 0%	0 / 0%	0 / 0%	0 / 0%	0 / 0%
-TC	\$228	0 / 0%	0 / 0%	0 / 0%	0 / 0%	0 / 0%	0 / 0%	0 / 0%
-I	0	0 / 0%	0 / 0%	0 / 0%	0 / 0%	0 / 0%	0 / 0%	0 / 0%
	\$10,718	\$2,576 / 23.53%	0 / 0%	0 / 0%	\$2,576 / 23.53%	0 / 0%	0 / 0%	0 / 0%

*** DOLLARS REPORTED BUT NOT SHOWN IN THESE COLUMNS. T=TREASURY, N=NON-TREASURY, S=SUBCONTRACTOR FUNDS & PROCUREMENT CARD HUB PURCHASES, TC=TERM CONTRACT, I= INTER GOVERNMENT



TEXAS HISTORICALLY UNDERUTILIZED BUSINESS (HUB) SEMI-ANNUAL REPORT RECEIVED FOR FISCAL YEAR 2025

SECTION VII - STATE AGENCY EXPENDITURE DATA

FUND TYPE	TOTAL EXPENDITURE	TOTAL SPENT WITH HUBS AMOUNT / %	BLACK AMOUNT / %	HISPANIC AMOUNT / %	WOMAN AMOUNT / %	ASIAN PACIFIC AMOUNT / %	NATIVE AMERICAN AMOUNT / %	SERVICE-DISABLED VETERAN AMOUNT / %
235 - 15TH COURT OF APPEALS - Statewide Grand Total Expenditures								
T	\$12,617	\$2,576 / 20.41%	0 / 0%	0 / 0%	\$2,576 / 20.41%	0 / 0%	0 / 0%	0 / 0%
N	0	0 / 0%	0 / 0%	0 / 0%	0 / 0%	0 / 0%	0 / 0%	0 / 0%
S	***	0 / 0%	0 / 0%	0 / 0%	0 / 0%	0 / 0%	0 / 0%	0 / 0%
-TC	\$228	0 / 0%	0 / 0%	0 / 0%	0 / 0%	0 / 0%	0 / 0%	0 / 0%
-I	0	0 / 0%	0 / 0%	0 / 0%	0 / 0%	0 / 0%	0 / 0%	0 / 0%
	\$12,389	\$2,576 / 20.41%	0 / 0%	0 / 0%	\$2,576 / 20.41%	0 / 0%	0 / 0%	0 / 0%

*** DOLLARS REPORTED BUT NOT SHOWN IN THESE COLUMNS. T=TREASURY, N=NON-TREASURY, S=SUBCONTRACTOR FUNDS & PROCUREMENT CARD HUB PURCHASES, TC=TERM CONTRACT, I= INTER GOVERNMENTAL



TEXAS HISTORICALLY UNDERUTILIZED BUSINESS (HUB) SEMI-ANNUAL REPORT RECEIVED FOR FISCAL YEAR 2025

SECTION VII - STATE AGENCY EXPENDITURE DATA

FUND TYPE	TOTAL EXPENDITURE	TOTAL SPENT WITH HUBS AMOUNT / %	BLACK AMOUNT / %	HISPANIC AMOUNT / %	WOMAN AMOUNT / %	ASIAN PACIFIC AMOUNT / %	NATIVE AMERICAN AMOUNT / %	SERVICE-DISABLED VETERAN AMOUNT / %
-----------	-------------------	----------------------------------	------------------	---------------------	------------------	--------------------------	----------------------------	-------------------------------------

242 - COMMISSION ON JUDICIAL CONDUCT - HEAVY CONSTRUCTION UNADJUSTED GOAL IS 11.2%

T	0	0 / 0%	0 / 0%	0 / 0%	0 / 0%	0 / 0%	0 / 0%	0 / 0%
N	0	0 / 0%	0 / 0%	0 / 0%	0 / 0%	0 / 0%	0 / 0%	0 / 0%
S	***	0 / 0%	0 / 0%	0 / 0%	0 / 0%	0 / 0%	0 / 0%	0 / 0%
-TC	0	0 / 0%	0 / 0%	0 / 0%	0 / 0%	0 / 0%	0 / 0%	0 / 0%
-I	0	0 / 0%	0 / 0%	0 / 0%	0 / 0%	0 / 0%	0 / 0%	0 / 0%
	0	0 / 0%	0 / 0%	0 / 0%	0 / 0%	0 / 0%	0 / 0%	0 / 0%

242 - COMMISSION ON JUDICIAL CONDUCT - BUILDING CONSTRUCTION UNADJUSTED GOAL IS 21.1%

T	0	0 / 0%	0 / 0%	0 / 0%	0 / 0%	0 / 0%	0 / 0%	0 / 0%
N	0	0 / 0%	0 / 0%	0 / 0%	0 / 0%	0 / 0%	0 / 0%	0 / 0%
S	***	0 / 0%	0 / 0%	0 / 0%	0 / 0%	0 / 0%	0 / 0%	0 / 0%
-TC	0	0 / 0%	0 / 0%	0 / 0%	0 / 0%	0 / 0%	0 / 0%	0 / 0%
-I	0	0 / 0%	0 / 0%	0 / 0%	0 / 0%	0 / 0%	0 / 0%	0 / 0%
	0	0 / 0%	0 / 0%	0 / 0%	0 / 0%	0 / 0%	0 / 0%	0 / 0%

242 - COMMISSION ON JUDICIAL CONDUCT - SPECIAL TRADE UNADJUSTED GOAL IS 32.9%

T	0	0 / 0%	0 / 0%	0 / 0%	0 / 0%	0 / 0%	0 / 0%	0 / 0%
N	0	0 / 0%	0 / 0%	0 / 0%	0 / 0%	0 / 0%	0 / 0%	0 / 0%
S	***	0 / 0%	0 / 0%	0 / 0%	0 / 0%	0 / 0%	0 / 0%	0 / 0%
-TC	0	0 / 0%	0 / 0%	0 / 0%	0 / 0%	0 / 0%	0 / 0%	0 / 0%
-I	0	0 / 0%	0 / 0%	0 / 0%	0 / 0%	0 / 0%	0 / 0%	0 / 0%
	0	0 / 0%	0 / 0%	0 / 0%	0 / 0%	0 / 0%	0 / 0%	0 / 0%

*** DOLLARS REPORTED BUT NOT SHOWN IN THESE COLUMNS. T=TREASURY, N=NON-TREASURY, S=SUBCONTRACTOR FUNDS & PROCUREMENT CARD HUB PURCHASES, TC=TERM CONTRACT, I= INTER GOVERNMENTAL



TEXAS HISTORICALLY UNDERUTILIZED BUSINESS (HUB) SEMI-ANNUAL REPORT RECEIVED FOR FISCAL YEAR 2025

SECTION VII - STATE AGENCY EXPENDITURE DATA

FUND TYPE	TOTAL EXPENDITURE	TOTAL SPENT WITH HUBS AMOUNT / %	BLACK AMOUNT / %	HISPANIC AMOUNT / %	WOMAN AMOUNT / %	ASIAN PACIFIC AMOUNT / %	NATIVE AMERICAN AMOUNT / %	SERVICE-DISABLED VETERAN AMOUNT / %
-----------	-------------------	----------------------------------	------------------	---------------------	------------------	--------------------------	----------------------------	-------------------------------------

242 - COMMISSION ON JUDICIAL CONDUCT - PROFESSIONAL SERVICES UNADJUSTED GOAL IS 23.7%

T	0	0 / 0%	0 / 0%	0 / 0%	0 / 0%	0 / 0%	0 / 0%	0 / 0%
N	0	0 / 0%	0 / 0%	0 / 0%	0 / 0%	0 / 0%	0 / 0%	0 / 0%
S	***	0 / 0%	0 / 0%	0 / 0%	0 / 0%	0 / 0%	0 / 0%	0 / 0%
-TC	0	0 / 0%	0 / 0%	0 / 0%	0 / 0%	0 / 0%	0 / 0%	0 / 0%
-I	0	0 / 0%	0 / 0%	0 / 0%	0 / 0%	0 / 0%	0 / 0%	0 / 0%
	0	0 / 0%	0 / 0%	0 / 0%	0 / 0%	0 / 0%	0 / 0%	0 / 0%

242 - COMMISSION ON JUDICIAL CONDUCT - OTHER SERVICES UNADJUSTED GOAL IS 26%

T	\$93,576	0 / 0%	0 / 0%	0 / 0%	0 / 0%	0 / 0%	0 / 0%	0 / 0%
N	0	0 / 0%	0 / 0%	0 / 0%	0 / 0%	0 / 0%	0 / 0%	0 / 0%
S	***	0 / 0%	0 / 0%	0 / 0%	0 / 0%	0 / 0%	0 / 0%	0 / 0%
-TC	0	0 / 0%	0 / 0%	0 / 0%	0 / 0%	0 / 0%	0 / 0%	0 / 0%
-I	0	0 / 0%	0 / 0%	0 / 0%	0 / 0%	0 / 0%	0 / 0%	0 / 0%
	\$93,576	0 / 0%	0 / 0%	0 / 0%	0 / 0%	0 / 0%	0 / 0%	0 / 0%

242 - COMMISSION ON JUDICIAL CONDUCT - COMMODITY PURCHASING UNADJUSTED GOAL IS 21.1%

T	\$1,532	0 / 0%	0 / 0%	0 / 0%	0 / 0%	0 / 0%	0 / 0%	0 / 0%
N	0	0 / 0%	0 / 0%	0 / 0%	0 / 0%	0 / 0%	0 / 0%	0 / 0%
S	***	0 / 0%	0 / 0%	0 / 0%	0 / 0%	0 / 0%	0 / 0%	0 / 0%
-TC	\$751	0 / 0%	0 / 0%	0 / 0%	0 / 0%	0 / 0%	0 / 0%	0 / 0%
-I	0	0 / 0%	0 / 0%	0 / 0%	0 / 0%	0 / 0%	0 / 0%	0 / 0%
	\$781	0 / 0%	0 / 0%	0 / 0%	0 / 0%	0 / 0%	0 / 0%	0 / 0%

*** DOLLARS REPORTED BUT NOT SHOWN IN THESE COLUMNS. T=TREASURY, N=NON-TREASURY, S=SUBCONTRACTOR FUNDS & PROCUREMENT CARD HUB PURCHASES, TC=TERM CONTRACT, I= INTER GOVERNMENTAL



TEXAS HISTORICALLY UNDERUTILIZED BUSINESS (HUB) SEMI-ANNUAL REPORT RECEIVED FOR FISCAL YEAR 2025

SECTION VII - STATE AGENCY EXPENDITURE DATA

FUND TYPE	TOTAL EXPENDITURE	TOTAL SPENT WITH HUBS AMOUNT / %	BLACK AMOUNT / %	HISPANIC AMOUNT / %	WOMAN AMOUNT / %	ASIAN PACIFIC AMOUNT / %	NATIVE AMERICAN AMOUNT / %	SERVICE-DISABLED VETERAN AMOUNT / %
242 - COMMISSION ON JUDICIAL CONDUCT - Statewide Grand Total Expenditures								
T	\$95,108	0 / 0%	0 / 0%	0 / 0%	0 / 0%	0 / 0%	0 / 0%	0 / 0%
N	0	0 / 0%	0 / 0%	0 / 0%	0 / 0%	0 / 0%	0 / 0%	0 / 0%
S	***	0 / 0%	0 / 0%	0 / 0%	0 / 0%	0 / 0%	0 / 0%	0 / 0%
-TC	\$751	0 / 0%	0 / 0%	0 / 0%	0 / 0%	0 / 0%	0 / 0%	0 / 0%
-I	0	0 / 0%	0 / 0%	0 / 0%	0 / 0%	0 / 0%	0 / 0%	0 / 0%
	\$94,357	0 / 0%	0 / 0%	0 / 0%	0 / 0%	0 / 0%	0 / 0%	0 / 0%

*** DOLLARS REPORTED BUT NOT SHOWN IN THESE COLUMNS. T=TREASURY, N=NON-TREASURY, S=SUBCONTRACTOR FUNDS & PROCUREMENT CARD HUB PURCHASES, TC=TERM CONTRACT, I= INTER GOVERNMENTAL



TEXAS HISTORICALLY UNDERUTILIZED BUSINESS (HUB) SEMI-ANNUAL REPORT RECEIVED FOR FISCAL YEAR 2025

SECTION VII - STATE AGENCY EXPENDITURE DATA

FUND TYPE	TOTAL EXPENDITURE	TOTAL SPENT WITH HUBS AMOUNT / %	BLACK AMOUNT / %	HISPANIC AMOUNT / %	WOMAN AMOUNT / %	ASIAN PACIFIC AMOUNT / %	NATIVE AMERICAN AMOUNT / %	SERVICE-DISABLED VETERAN AMOUNT / %
-----------	-------------------	----------------------------------	------------------	---------------------	------------------	--------------------------	----------------------------	-------------------------------------

243 - STATE LAW LIBRARY - HEAVY CONSTRUCTION UNADJUSTED GOAL IS 11.2%

T	0	0 / 0%	0 / 0%	0 / 0%	0 / 0%	0 / 0%	0 / 0%	0 / 0%
N	0	0 / 0%	0 / 0%	0 / 0%	0 / 0%	0 / 0%	0 / 0%	0 / 0%
S	***	0 / 0%	0 / 0%	0 / 0%	0 / 0%	0 / 0%	0 / 0%	0 / 0%
-TC	0	0 / 0%	0 / 0%	0 / 0%	0 / 0%	0 / 0%	0 / 0%	0 / 0%
-I	0	0 / 0%	0 / 0%	0 / 0%	0 / 0%	0 / 0%	0 / 0%	0 / 0%
	0	0 / 0%	0 / 0%	0 / 0%	0 / 0%	0 / 0%	0 / 0%	0 / 0%

243 - STATE LAW LIBRARY - BUILDING CONSTRUCTION UNADJUSTED GOAL IS 21.1%

T	0	0 / 0%	0 / 0%	0 / 0%	0 / 0%	0 / 0%	0 / 0%	0 / 0%
N	0	0 / 0%	0 / 0%	0 / 0%	0 / 0%	0 / 0%	0 / 0%	0 / 0%
S	***	0 / 0%	0 / 0%	0 / 0%	0 / 0%	0 / 0%	0 / 0%	0 / 0%
-TC	0	0 / 0%	0 / 0%	0 / 0%	0 / 0%	0 / 0%	0 / 0%	0 / 0%
-I	0	0 / 0%	0 / 0%	0 / 0%	0 / 0%	0 / 0%	0 / 0%	0 / 0%
	0	0 / 0%	0 / 0%	0 / 0%	0 / 0%	0 / 0%	0 / 0%	0 / 0%

243 - STATE LAW LIBRARY - SPECIAL TRADE UNADJUSTED GOAL IS 32.9%

T	0	0 / 0%	0 / 0%	0 / 0%	0 / 0%	0 / 0%	0 / 0%	0 / 0%
N	0	0 / 0%	0 / 0%	0 / 0%	0 / 0%	0 / 0%	0 / 0%	0 / 0%
S	***	0 / 0%	0 / 0%	0 / 0%	0 / 0%	0 / 0%	0 / 0%	0 / 0%
-TC	0	0 / 0%	0 / 0%	0 / 0%	0 / 0%	0 / 0%	0 / 0%	0 / 0%
-I	0	0 / 0%	0 / 0%	0 / 0%	0 / 0%	0 / 0%	0 / 0%	0 / 0%
	0	0 / 0%	0 / 0%	0 / 0%	0 / 0%	0 / 0%	0 / 0%	0 / 0%

*** DOLLARS REPORTED BUT NOT SHOWN IN THESE COLUMNS. T=TREASURY, N=NON-TREASURY, S=SUBCONTRACTOR FUNDS & PROCUREMENT CARD HUB PURCHASES, TC=TERM CONTRACT, I= INTER GOVERNMENTAL



TEXAS HISTORICALLY UNDERUTILIZED BUSINESS (HUB) SEMI-ANNUAL REPORT RECEIVED FOR FISCAL YEAR 2025

SECTION VII - STATE AGENCY EXPENDITURE DATA

FUND TYPE	TOTAL EXPENDITURE	TOTAL SPENT WITH HUBS AMOUNT / %	BLACK AMOUNT / %	HISPANIC AMOUNT / %	WOMAN AMOUNT / %	ASIAN PACIFIC AMOUNT / %	NATIVE AMERICAN AMOUNT / %	SERVICE- DISABLED VETERAN AMOUNT / %
-----------	-------------------	-------------------------------------	---------------------	------------------------	---------------------	--------------------------------	----------------------------------	---

243 - STATE LAW LIBRARY - PROFESSIONAL SERVICES UNADJUSTED GOAL IS 23.7%

T	0	0 / 0%	0 / 0%	0 / 0%	0 / 0%	0 / 0%	0 / 0%	0 / 0%
N	0	0 / 0%	0 / 0%	0 / 0%	0 / 0%	0 / 0%	0 / 0%	0 / 0%
S	***	0 / 0%	0 / 0%	0 / 0%	0 / 0%	0 / 0%	0 / 0%	0 / 0%
-TC	0	0 / 0%	0 / 0%	0 / 0%	0 / 0%	0 / 0%	0 / 0%	0 / 0%
-I	0	0 / 0%	0 / 0%	0 / 0%	0 / 0%	0 / 0%	0 / 0%	0 / 0%
	0	0 / 0%	0 / 0%	0 / 0%	0 / 0%	0 / 0%	0 / 0%	0 / 0%

243 - STATE LAW LIBRARY - OTHER SERVICES UNADJUSTED GOAL IS 26%

T	\$166,446	0 / 0%	0 / 0%	0 / 0%	0 / 0%	0 / 0%	0 / 0%	0 / 0%
N	0	0 / 0%	0 / 0%	0 / 0%	0 / 0%	0 / 0%	0 / 0%	0 / 0%
S	***	0 / 0%	0 / 0%	0 / 0%	0 / 0%	0 / 0%	0 / 0%	0 / 0%
-TC	0	0 / 0%	0 / 0%	0 / 0%	0 / 0%	0 / 0%	0 / 0%	0 / 0%
-I	0	0 / 0%	0 / 0%	0 / 0%	0 / 0%	0 / 0%	0 / 0%	0 / 0%
	\$166,446	0 / 0%	0 / 0%	0 / 0%	0 / 0%	0 / 0%	0 / 0%	0 / 0%

243 - STATE LAW LIBRARY - COMMODITY PURCHASING UNADJUSTED GOAL IS 21.1%

T	\$7,837	0 / 0%	0 / 0%	0 / 0%	0 / 0%	0 / 0%	0 / 0%	0 / 0%
N	0	0 / 0%	0 / 0%	0 / 0%	0 / 0%	0 / 0%	0 / 0%	0 / 0%
S	***	0 / 0%	0 / 0%	0 / 0%	0 / 0%	0 / 0%	0 / 0%	0 / 0%
-TC	\$266	0 / 0%	0 / 0%	0 / 0%	0 / 0%	0 / 0%	0 / 0%	0 / 0%
-I	0	0 / 0%	0 / 0%	0 / 0%	0 / 0%	0 / 0%	0 / 0%	0 / 0%
	\$7,571	0 / 0%	0 / 0%	0 / 0%	0 / 0%	0 / 0%	0 / 0%	0 / 0%

*** DOLLARS REPORTED BUT NOT SHOWN IN THESE COLUMNS. T=TREASURY, N=NON-TREASURY, S=SUBCONTRACTOR FUNDS & PROCUREMENT CARD HUB PURCHASES, TC=TERM CONTRACT, I= INTER GOVERNMENT



TEXAS HISTORICALLY UNDERUTILIZED BUSINESS (HUB) SEMI-ANNUAL REPORT RECEIVED FOR FISCAL YEAR 2025

SECTION VII - STATE AGENCY EXPENDITURE DATA

FUND TYPE	TOTAL EXPENDITURE	TOTAL SPENT WITH HUBS AMOUNT / %	BLACK AMOUNT / %	HISPANIC AMOUNT / %	WOMAN AMOUNT / %	ASIAN PACIFIC AMOUNT / %	NATIVE AMERICAN AMOUNT / %	SERVICE-DISABLED VETERAN AMOUNT / %
243 - STATE LAW LIBRARY - Statewide Grand Total Expenditures								
T	\$174,283	0 / 0%	0 / 0%	0 / 0%	0 / 0%	0 / 0%	0 / 0%	0 / 0%
N	0	0 / 0%	0 / 0%	0 / 0%	0 / 0%	0 / 0%	0 / 0%	0 / 0%
S	***	0 / 0%	0 / 0%	0 / 0%	0 / 0%	0 / 0%	0 / 0%	0 / 0%
-TC	\$266	0 / 0%	0 / 0%	0 / 0%	0 / 0%	0 / 0%	0 / 0%	0 / 0%
-I	0	0 / 0%	0 / 0%	0 / 0%	0 / 0%	0 / 0%	0 / 0%	0 / 0%
	\$174,017	0 / 0%	0 / 0%	0 / 0%	0 / 0%	0 / 0%	0 / 0%	0 / 0%

*** DOLLARS REPORTED BUT NOT SHOWN IN THESE COLUMNS. T=TREASURY, N=NON-TREASURY, S=SUBCONTRACTOR FUNDS & PROCUREMENT CARD HUB PURCHASES, TC=TERM CONTRACT, I= INTER GOVERNMENTAL



TEXAS HISTORICALLY UNDERUTILIZED BUSINESS (HUB) SEMI-ANNUAL REPORT RECEIVED FOR FISCAL YEAR 2025

SECTION VII - STATE AGENCY EXPENDITURE DATA

FUND TYPE	TOTAL EXPENDITURE	TOTAL SPENT WITH HUBS AMOUNT / %	BLACK AMOUNT / %	HISPANIC AMOUNT / %	WOMAN AMOUNT / %	ASIAN PACIFIC AMOUNT / %	NATIVE AMERICAN AMOUNT / %	SERVICE- DISABLED VETERAN AMOUNT / %
-----------	-------------------	-------------------------------------	---------------------	------------------------	---------------------	--------------------------------	----------------------------------	---

300 - OFFICE OF THE GOVERNOR - FISCAL - HEAVY CONSTRUCTION UNADJUSTED GOAL IS 11.2%

T	0	0 / 0%	0 / 0%	0 / 0%	0 / 0%	0 / 0%	0 / 0%	0 / 0%
N	0	0 / 0%	0 / 0%	0 / 0%	0 / 0%	0 / 0%	0 / 0%	0 / 0%
S	***	0 / 0%	0 / 0%	0 / 0%	0 / 0%	0 / 0%	0 / 0%	0 / 0%
-TC	0	0 / 0%	0 / 0%	0 / 0%	0 / 0%	0 / 0%	0 / 0%	0 / 0%
-I	0	0 / 0%	0 / 0%	0 / 0%	0 / 0%	0 / 0%	0 / 0%	0 / 0%
	0	0 / 0%	0 / 0%	0 / 0%	0 / 0%	0 / 0%	0 / 0%	0 / 0%

300 - OFFICE OF THE GOVERNOR - FISCAL - BUILDING CONSTRUCTION UNADJUSTED GOAL IS 21.1%

T	0	0 / 0%	0 / 0%	0 / 0%	0 / 0%	0 / 0%	0 / 0%	0 / 0%
N	0	0 / 0%	0 / 0%	0 / 0%	0 / 0%	0 / 0%	0 / 0%	0 / 0%
S	***	0 / 0%	0 / 0%	0 / 0%	0 / 0%	0 / 0%	0 / 0%	0 / 0%
-TC	0	0 / 0%	0 / 0%	0 / 0%	0 / 0%	0 / 0%	0 / 0%	0 / 0%
-I	0	0 / 0%	0 / 0%	0 / 0%	0 / 0%	0 / 0%	0 / 0%	0 / 0%
	0	0 / 0%	0 / 0%	0 / 0%	0 / 0%	0 / 0%	0 / 0%	0 / 0%

300 - OFFICE OF THE GOVERNOR - FISCAL - SPECIAL TRADE UNADJUSTED GOAL IS 32.9%

T	\$5,568	0 / 0%	0 / 0%	0 / 0%	0 / 0%	0 / 0%	0 / 0%	0 / 0%
N	0	0 / 0%	0 / 0%	0 / 0%	0 / 0%	0 / 0%	0 / 0%	0 / 0%
S	***	0 / 0%	0 / 0%	0 / 0%	0 / 0%	0 / 0%	0 / 0%	0 / 0%
-TC	0	0 / 0%	0 / 0%	0 / 0%	0 / 0%	0 / 0%	0 / 0%	0 / 0%
-I	0	0 / 0%	0 / 0%	0 / 0%	0 / 0%	0 / 0%	0 / 0%	0 / 0%
	\$5,568	0 / 0%	0 / 0%	0 / 0%	0 / 0%	0 / 0%	0 / 0%	0 / 0%

*** DOLLARS REPORTED BUT NOT SHOWN IN THESE COLUMNS. T=TREASURY, N=NON-TREASURY, S=SUBCONTRACTOR FUNDS & PROCUREMENT CARD HUB PURCHASES, TC=TERM CONTRACT, I= INTER GOVERNMENT



TEXAS HISTORICALLY UNDERUTILIZED BUSINESS (HUB) SEMI-ANNUAL REPORT RECEIVED FOR FISCAL YEAR 2025

SECTION VII - STATE AGENCY EXPENDITURE DATA

FUND TYPE	TOTAL EXPENDITURE	TOTAL SPENT WITH HUBS AMOUNT / %	BLACK AMOUNT / %	HISPANIC AMOUNT / %	WOMAN AMOUNT / %	ASIAN PACIFIC AMOUNT / %	NATIVE AMERICAN AMOUNT / %	SERVICE- DISABLED VETERAN AMOUNT / %
-----------	-------------------	-------------------------------------	---------------------	------------------------	---------------------	--------------------------------	----------------------------------	---

300 - OFFICE OF THE GOVERNOR - FISCAL - PROFESSIONAL SERVICES UNADJUSTED GOAL IS 23.7%

T	0	0 / 0%	0 / 0%	0 / 0%	0 / 0%	0 / 0%	0 / 0%	0 / 0%
N	0	0 / 0%	0 / 0%	0 / 0%	0 / 0%	0 / 0%	0 / 0%	0 / 0%
S	***	0 / 0%	0 / 0%	0 / 0%	0 / 0%	0 / 0%	0 / 0%	0 / 0%
-TC	0	0 / 0%	0 / 0%	0 / 0%	0 / 0%	0 / 0%	0 / 0%	0 / 0%
-I	0	0 / 0%	0 / 0%	0 / 0%	0 / 0%	0 / 0%	0 / 0%	0 / 0%
	0	0 / 0%	0 / 0%	0 / 0%	0 / 0%	0 / 0%	0 / 0%	0 / 0%

300 - OFFICE OF THE GOVERNOR - FISCAL - OTHER SERVICES UNADJUSTED GOAL IS 26%

T	\$30,068,818	\$546,616 / 1.82%	0 / 0%	0 / 0%	\$398,914 / 1.33%	\$147,702 / 0.49%	0 / 0%	0 / 0%
N	0	0 / 0%	0 / 0%	0 / 0%	0 / 0%	0 / 0%	0 / 0%	0 / 0%
S	***	\$272,398 / 1.25%	0 / 0%	\$256,830 / 1.18%	\$11,023 / 0.05%	0 / 0%	\$4,545 / 0.02%	0 / 0%
-TC	\$6,650	\$907 / 13.63%	0 / 0%	0 / 0%	\$907 / 13.63%	0 / 0%	0 / 0%	0 / 0%
-I	0	0 / 0%	0 / 0%	0 / 0%	0 / 0%	0 / 0%	0 / 0%	0 / 0%
	\$30,062,168	\$818,107 / 16.70%	0 / 0%	\$256,830 / 1.18%	\$409,031 / 15.01%	\$147,702 / 0.49%	\$4,545 / 0.02%	0 / 0%

300 - OFFICE OF THE GOVERNOR - FISCAL - COMMODITY PURCHASING UNADJUSTED GOAL IS 21.1%

T	\$57,799	0 / 0%	0 / 0%	0 / 0%	0 / 0%	0 / 0%	0 / 0%	0 / 0%
N	0	0 / 0%	0 / 0%	0 / 0%	0 / 0%	0 / 0%	0 / 0%	0 / 0%
S	***	0 / 0%	0 / 0%	0 / 0%	0 / 0%	0 / 0%	0 / 0%	0 / 0%
-TC	\$327	0 / 0%	0 / 0%	0 / 0%	0 / 0%	0 / 0%	0 / 0%	0 / 0%
-I	0	0 / 0%	0 / 0%	0 / 0%	0 / 0%	0 / 0%	0 / 0%	0 / 0%
	\$57,472	0 / 0%	0 / 0%	0 / 0%	0 / 0%	0 / 0%	0 / 0%	0 / 0%

*** DOLLARS REPORTED BUT NOT SHOWN IN THESE COLUMNS. T=TREASURY, N=NON-TREASURY, S=SUBCONTRACTOR FUNDS & PROCUREMENT CARD HUB PURCHASES, TC=TERM CONTRACT, I= INTER GOVERNMENT



TEXAS HISTORICALLY UNDERUTILIZED BUSINESS (HUB) SEMI-ANNUAL REPORT RECEIVED FOR FISCAL YEAR 2025

SECTION VII - STATE AGENCY EXPENDITURE DATA

FUND TYPE	TOTAL EXPENDITURE	TOTAL SPENT WITH HUBS AMOUNT / %	BLACK AMOUNT / %	HISPANIC AMOUNT / %	WOMAN AMOUNT / %	ASIAN PACIFIC AMOUNT / %	NATIVE AMERICAN AMOUNT / %	SERVICE-DISABLED VETERAN AMOUNT / %
300 - OFFICE OF THE GOVERNOR - FISCAL - Statewide Grand Total Expenditures								
T	\$30,132,185	\$546,616 / 1.81%	0 / 0%	0 / 0%	\$398,914 / 1.32%	\$147,702 / 0.49%	0 / 0%	0 / 0%
N	0	0 / 0%	0 / 0%	0 / 0%	0 / 0%	0 / 0%	0 / 0%	0 / 0%
S	***	\$272,398 / 1.25%	0 / 0%	\$256,830 / 1.18%	\$11,023 / 0.05%	0 / 0%	\$4,545 / 0.02%	0 / 0%
-TC	\$6,977	\$907 / 12.99%	0 / 0%	0 / 0%	\$907 / 12.99%	0 / 0%	0 / 0%	0 / 0%
-I	0	0 / 0%	0 / 0%	0 / 0%	0 / 0%	0 / 0%	0 / 0%	0 / 0%
	\$30,125,208	\$818,107 / 16.06%	0 / 0%	\$256,830 / 1.18%	\$409,031 / 14.37%	\$147,702 / 0.49%	\$4,545 / 0.02%	0 / 0%

*** DOLLARS REPORTED BUT NOT SHOWN IN THESE COLUMNS. T=TREASURY, N=NON-TREASURY, S=SUBCONTRACTOR FUNDS & PROCUREMENT CARD HUB PURCHASES, TC=TERM CONTRACT, I= INTER GOVERNMENTAL



TEXAS HISTORICALLY UNDERUTILIZED BUSINESS (HUB) SEMI-ANNUAL REPORT RECEIVED FOR FISCAL YEAR 2025

SECTION VII - STATE AGENCY EXPENDITURE DATA

FUND TYPE	TOTAL EXPENDITURE	TOTAL SPENT WITH HUBS AMOUNT / %	BLACK AMOUNT / %	HISPANIC AMOUNT / %	WOMAN AMOUNT / %	ASIAN PACIFIC AMOUNT / %	NATIVE AMERICAN AMOUNT / %	SERVICE-DISABLED VETERAN AMOUNT / %
-----------	-------------------	----------------------------------	------------------	---------------------	------------------	--------------------------	----------------------------	-------------------------------------

301 - OFFICE OF THE GOVERNOR - HEAVY CONSTRUCTION UNADJUSTED GOAL IS 11.2%

T	0	0 / 0%	0 / 0%	0 / 0%	0 / 0%	0 / 0%	0 / 0%	0 / 0%
N	0	0 / 0%	0 / 0%	0 / 0%	0 / 0%	0 / 0%	0 / 0%	0 / 0%
S	***	0 / 0%	0 / 0%	0 / 0%	0 / 0%	0 / 0%	0 / 0%	0 / 0%
-TC	0	0 / 0%	0 / 0%	0 / 0%	0 / 0%	0 / 0%	0 / 0%	0 / 0%
-I	0	0 / 0%	0 / 0%	0 / 0%	0 / 0%	0 / 0%	0 / 0%	0 / 0%
	0	0 / 0%	0 / 0%	0 / 0%	0 / 0%	0 / 0%	0 / 0%	0 / 0%

301 - OFFICE OF THE GOVERNOR - BUILDING CONSTRUCTION UNADJUSTED GOAL IS 21.1%

T	0	0 / 0%	0 / 0%	0 / 0%	0 / 0%	0 / 0%	0 / 0%	0 / 0%
N	0	0 / 0%	0 / 0%	0 / 0%	0 / 0%	0 / 0%	0 / 0%	0 / 0%
S	***	0 / 0%	0 / 0%	0 / 0%	0 / 0%	0 / 0%	0 / 0%	0 / 0%
-TC	0	0 / 0%	0 / 0%	0 / 0%	0 / 0%	0 / 0%	0 / 0%	0 / 0%
-I	0	0 / 0%	0 / 0%	0 / 0%	0 / 0%	0 / 0%	0 / 0%	0 / 0%
	0	0 / 0%	0 / 0%	0 / 0%	0 / 0%	0 / 0%	0 / 0%	0 / 0%

301 - OFFICE OF THE GOVERNOR - SPECIAL TRADE UNADJUSTED GOAL IS 32.9%

T	0	0 / 0%	0 / 0%	0 / 0%	0 / 0%	0 / 0%	0 / 0%	0 / 0%
N	0	0 / 0%	0 / 0%	0 / 0%	0 / 0%	0 / 0%	0 / 0%	0 / 0%
S	***	0 / 0%	0 / 0%	0 / 0%	0 / 0%	0 / 0%	0 / 0%	0 / 0%
-TC	0	0 / 0%	0 / 0%	0 / 0%	0 / 0%	0 / 0%	0 / 0%	0 / 0%
-I	0	0 / 0%	0 / 0%	0 / 0%	0 / 0%	0 / 0%	0 / 0%	0 / 0%
	0	0 / 0%	0 / 0%	0 / 0%	0 / 0%	0 / 0%	0 / 0%	0 / 0%

*** DOLLARS REPORTED BUT NOT SHOWN IN THESE COLUMNS. T=TREASURY, N=NON-TREASURY, S=SUBCONTRACTOR FUNDS & PROCUREMENT CARD HUB PURCHASES, TC=TERM CONTRACT, I= INTER GOVERNMENTAL



TEXAS HISTORICALLY UNDERUTILIZED BUSINESS (HUB) SEMI-ANNUAL REPORT RECEIVED FOR FISCAL YEAR 2025

SECTION VII - STATE AGENCY EXPENDITURE DATA

FUND TYPE	TOTAL EXPENDITURE	TOTAL SPENT WITH HUBS AMOUNT / %	BLACK AMOUNT / %	HISPANIC AMOUNT / %	WOMAN AMOUNT / %	ASIAN PACIFIC AMOUNT / %	NATIVE AMERICAN AMOUNT / %	SERVICE- DISABLED VETERAN AMOUNT / %
-----------	-------------------	-------------------------------------	---------------------	------------------------	---------------------	--------------------------------	----------------------------------	---

301 - OFFICE OF THE GOVERNOR - PROFESSIONAL SERVICES UNADJUSTED GOAL IS 23.7%

T	0	0 / 0%	0 / 0%	0 / 0%	0 / 0%	0 / 0%	0 / 0%	0 / 0%
N	0	0 / 0%	0 / 0%	0 / 0%	0 / 0%	0 / 0%	0 / 0%	0 / 0%
S	***	0 / 0%	0 / 0%	0 / 0%	0 / 0%	0 / 0%	0 / 0%	0 / 0%
-TC	0	0 / 0%	0 / 0%	0 / 0%	0 / 0%	0 / 0%	0 / 0%	0 / 0%
-I	0	0 / 0%	0 / 0%	0 / 0%	0 / 0%	0 / 0%	0 / 0%	0 / 0%
	0	0 / 0%	0 / 0%	0 / 0%	0 / 0%	0 / 0%	0 / 0%	0 / 0%

301 - OFFICE OF THE GOVERNOR - OTHER SERVICES UNADJUSTED GOAL IS 26%

T	\$824,724	\$140,148 / 16.99%	0 / 0%	\$46,021 / 5.58%	\$94,128 / 11.41%	0 / 0%	0 / 0%	0 / 0%
N	0	0 / 0%	0 / 0%	0 / 0%	0 / 0%	0 / 0%	0 / 0%	0 / 0%
S	***	0 / 0%	0 / 0%	0 / 0%	0 / 0%	0 / 0%	0 / 0%	0 / 0%
-TC	\$2,671	\$755 / 28.26%	0 / 0%	0 / 0%	\$755 / 28.26%	0 / 0%	0 / 0%	0 / 0%
-I	0	0 / 0%	0 / 0%	0 / 0%	0 / 0%	0 / 0%	0 / 0%	0 / 0%
	\$822,052	\$139,393 / 45.25%	0 / 0%	\$46,021 / 5.58%	\$93,373 / 39.67%	0 / 0%	0 / 0%	0 / 0%

301 - OFFICE OF THE GOVERNOR - COMMODITY PURCHASING UNADJUSTED GOAL IS 21.1%

T	\$429,794	\$6,439 / 1.50%	0 / 0%	\$6,439 / 1.50%	0 / 0%	0 / 0%	0 / 0%	0 / 0%
N	0	0 / 0%	0 / 0%	0 / 0%	0 / 0%	0 / 0%	0 / 0%	0 / 0%
S	***	0 / 0%	0 / 0%	0 / 0%	0 / 0%	0 / 0%	0 / 0%	0 / 0%
-TC	\$1,798	0 / 0%	0 / 0%	0 / 0%	0 / 0%	0 / 0%	0 / 0%	0 / 0%
-I	0	0 / 0%	0 / 0%	0 / 0%	0 / 0%	0 / 0%	0 / 0%	0 / 0%
	\$427,996	\$6,439 / 1.50%	0 / 0%	\$6,439 / 1.50%	0 / 0%	0 / 0%	0 / 0%	0 / 0%

*** DOLLARS REPORTED BUT NOT SHOWN IN THESE COLUMNS. T=TREASURY, N=NON-TREASURY, S=SUBCONTRACTOR FUNDS & PROCUREMENT CARD HUB PURCHASES, TC=TERM CONTRACT, I= INTER GOVERNMENT



TEXAS HISTORICALLY UNDERUTILIZED BUSINESS (HUB) SEMI-ANNUAL REPORT RECEIVED FOR FISCAL YEAR 2025

SECTION VII - STATE AGENCY EXPENDITURE DATA

FUND TYPE	TOTAL EXPENDITURE	TOTAL SPENT WITH HUBS AMOUNT / %	BLACK AMOUNT / %	HISPANIC AMOUNT / %	WOMAN AMOUNT / %	ASIAN PACIFIC AMOUNT / %	NATIVE AMERICAN AMOUNT / %	SERVICE-DISABLED VETERAN AMOUNT / %
301 - OFFICE OF THE GOVERNOR - Statewide Grand Total Expenditures								
T	\$1,254,518	\$146,587 / 11.68%	0 / 0%	\$52,459 / 4.18%	\$94,128 / 7.50%	0 / 0%	0 / 0%	0 / 0%
N	0	0 / 0%	0 / 0%	0 / 0%	0 / 0%	0 / 0%	0 / 0%	0 / 0%
S	***	0 / 0%	0 / 0%	0 / 0%	0 / 0%	0 / 0%	0 / 0%	0 / 0%
-TC	\$4,470	\$755 / 16.89%	0 / 0%	0 / 0%	\$755 / 16.89%	0 / 0%	0 / 0%	0 / 0%
-I	0	0 / 0%	0 / 0%	0 / 0%	0 / 0%	0 / 0%	0 / 0%	0 / 0%
	\$1,250,048	\$145,832 / 28.57%	0 / 0%	\$52,459 / 4.18%	\$93,373 / 24.39%	0 / 0%	0 / 0%	0 / 0%

*** DOLLARS REPORTED BUT NOT SHOWN IN THESE COLUMNS. T=TREASURY, N=NON-TREASURY, S=SUBCONTRACTOR FUNDS & PROCUREMENT CARD HUB PURCHASES, TC=TERM CONTRACT, I= INTER GOVERNMENTAL



TEXAS HISTORICALLY UNDERUTILIZED BUSINESS (HUB) SEMI-ANNUAL REPORT RECEIVED FOR FISCAL YEAR 2025

SECTION VII - STATE AGENCY EXPENDITURE DATA

FUND TYPE	TOTAL EXPENDITURE	TOTAL SPENT WITH HUBS AMOUNT / %	BLACK AMOUNT / %	HISPANIC AMOUNT / %	WOMAN AMOUNT / %	ASIAN PACIFIC AMOUNT / %	NATIVE AMERICAN AMOUNT / %	SERVICE-DISABLED VETERAN AMOUNT / %
-----------	-------------------	----------------------------------	------------------	---------------------	------------------	--------------------------	----------------------------	-------------------------------------

302 - OFFICE OF THE ATTORNEY GENERAL - HEAVY CONSTRUCTION UNADJUSTED GOAL IS 11.2%

T	0	0 / 0%	0 / 0%	0 / 0%	0 / 0%	0 / 0%	0 / 0%	0 / 0%
N	0	0 / 0%	0 / 0%	0 / 0%	0 / 0%	0 / 0%	0 / 0%	0 / 0%
S	***	0 / 0%	0 / 0%	0 / 0%	0 / 0%	0 / 0%	0 / 0%	0 / 0%
-TC	0	0 / 0%	0 / 0%	0 / 0%	0 / 0%	0 / 0%	0 / 0%	0 / 0%
-I	0	0 / 0%	0 / 0%	0 / 0%	0 / 0%	0 / 0%	0 / 0%	0 / 0%
	0	0 / 0%	0 / 0%	0 / 0%	0 / 0%	0 / 0%	0 / 0%	0 / 0%

302 - OFFICE OF THE ATTORNEY GENERAL - BUILDING CONSTRUCTION UNADJUSTED GOAL IS 21.1%

T	0	0 / 0%	0 / 0%	0 / 0%	0 / 0%	0 / 0%	0 / 0%	0 / 0%
N	0	0 / 0%	0 / 0%	0 / 0%	0 / 0%	0 / 0%	0 / 0%	0 / 0%
S	***	0 / 0%	0 / 0%	0 / 0%	0 / 0%	0 / 0%	0 / 0%	0 / 0%
-TC	0	0 / 0%	0 / 0%	0 / 0%	0 / 0%	0 / 0%	0 / 0%	0 / 0%
-I	0	0 / 0%	0 / 0%	0 / 0%	0 / 0%	0 / 0%	0 / 0%	0 / 0%
	0	0 / 0%	0 / 0%	0 / 0%	0 / 0%	0 / 0%	0 / 0%	0 / 0%

302 - OFFICE OF THE ATTORNEY GENERAL - SPECIAL TRADE UNADJUSTED GOAL IS 32.9%

T	\$482,546	\$347,051 / 71.92%	0 / 0%	\$278,379 / 57.69%	\$68,672 / 14.23%	0 / 0%	0 / 0%	0 / 0%
N	0	0 / 0%	0 / 0%	0 / 0%	0 / 0%	0 / 0%	0 / 0%	0 / 0%
S	***	0 / 0%	0 / 0%	0 / 0%	0 / 0%	0 / 0%	0 / 0%	0 / 0%
-TC	0	0 / 0%	0 / 0%	0 / 0%	0 / 0%	0 / 0%	0 / 0%	0 / 0%
-I	0	0 / 0%	0 / 0%	0 / 0%	0 / 0%	0 / 0%	0 / 0%	0 / 0%
	\$482,546	\$347,051 / 71.92%	0 / 0%	\$278,379 / 57.69%	\$68,672 / 14.23%	0 / 0%	0 / 0%	0 / 0%

*** DOLLARS REPORTED BUT NOT SHOWN IN THESE COLUMNS. T=TREASURY, N=NON-TREASURY, S=SUBCONTRACTOR FUNDS & PROCUREMENT CARD HUB PURCHASES, TC=TERM CONTRACT, I= INTER GOVERNMENTAL



TEXAS HISTORICALLY UNDERUTILIZED BUSINESS (HUB) SEMI-ANNUAL REPORT RECEIVED FOR FISCAL YEAR 2025

SECTION VII - STATE AGENCY EXPENDITURE DATA

[illegible]

302 - OFFICE OF THE ATTORNEY GENERAL - OTHER SERVICES UNADJUSTED GOAL IS 26%

T	\$31,297,789	\$5,798,178 / 18.53%	\$4,081 / 0.01%	\$437,074 / 1.40%	\$1,251,948 / 4.00%	\$3,551,328 / 11.35%	\$550,627 / 1.76%	\$3,120 / 0.01%
N	0	0 / 0%	0 / 0%	0 / 0%	0 / 0%	0 / 0%	0 / 0%	0 / 0%
S	***	0 / 0%	0 / 0%	0 / 0%	0 / 0%	0 / 0%	0 / 0%	0 / 0%
-TC	\$117,724	0 / 0%	0 / 0%	0 / 0%	0 / 0%	0 / 0%	0 / 0%	0 / 0%
-I	0	0 / 0%	0 / 0%	0 / 0%	0 / 0%	0 / 0%	0 / 0%	0 / 0%
	\$31,180,065	\$5,798,178 / 18.53%	\$4,081 / 0.01%	\$437,074 / 1.40%	\$1,251,948 / 4.00%	\$3,551,328 / 11.35%	\$550,627 / 1.76%	\$3,120 / 0.01%

302 - OFFICE OF THE ATTORNEY GENERAL - COMMODITY PURCHASING UNADJUSTED GOAL IS 21.1%

T	\$4,841,243	\$490,310 / 10.13%	\$63,071 / 1.30%	\$42,656 / 0.88%	\$303,861 / 6.28%	\$77,661 / 1.60%	0 / 0%	\$3,060 / 0.06%
N	0	0 / 0%	0 / 0%	0 / 0%	0 / 0%	0 / 0%	0 / 0%	0 / 0%
S	***	0 / 0%	0 / 0%	0 / 0%	0 / 0%	0 / 0%	0 / 0%	0 / 0%
-TC	\$434,847	0 / 0%	0 / 0%	0 / 0%	0 / 0%	0 / 0%	0 / 0%	0 / 0%
-I	0	0 / 0%	0 / 0%	0 / 0%	0 / 0%	0 / 0%	0 / 0%	0 / 0%
	\$4,406,396	\$490,310 / 10.13%	\$63,071 / 1.30%	\$42,656 / 0.88%	\$303,861 / 6.28%	\$77,661 / 1.60%	0 / 0%	\$3,060 / 0.06%

*** DOLLARS REPORTED BUT NOT SHOWN IN THESE COLUMNS. T=TREASURY, N=NON-TREASURY, S=SUBCONTRACTOR FUNDS & PROCUREMENT CARD HUB PURCHASES, TC=TERM CONTRACT, I= INTER GOVERNMENT



TEXAS HISTORICALLY UNDERUTILIZED BUSINESS (HUB) SEMI-ANNUAL REPORT RECEIVED FOR FISCAL YEAR 2025

SECTION VII - STATE AGENCY EXPENDITURE DATA

FUND TYPE	TOTAL EXPENDITURE	TOTAL SPENT WITH HUBS AMOUNT / %	BLACK AMOUNT / %	HISPANIC AMOUNT / %	WOMAN AMOUNT / %	ASIAN PACIFIC AMOUNT / %	NATIVE AMERICAN AMOUNT / %	SERVICE-DISABLED VETERAN AMOUNT / %
302 - OFFICE OF THE ATTORNEY GENERAL - Statewide Grand Total Expenditures								
T	\$36,621,578	\$6,635,539 / 18.12%	\$67,152 / 0.18%	\$758,109 / 2.07%	\$1,624,481 / 4.44%	\$3,628,989 / 9.91%	\$550,627 / 1.50%	\$6,180 / 0.02%
N	0	0 / 0%	0 / 0%	0 / 0%	0 / 0%	0 / 0%	0 / 0%	0 / 0%
S	***	0 / 0%	0 / 0%	0 / 0%	0 / 0%	0 / 0%	0 / 0%	0 / 0%
-TC	\$552,571	0 / 0%	0 / 0%	0 / 0%	0 / 0%	0 / 0%	0 / 0%	0 / 0%
-I	0	0 / 0%	0 / 0%	0 / 0%	0 / 0%	0 / 0%	0 / 0%	0 / 0%
	\$36,069,007	\$6,635,539 / 18.12%	\$67,152 / 0.18%	\$758,109 / 2.07%	\$1,624,481 / 4.44%	\$3,628,989 / 9.91%	\$550,627 / 1.50%	\$6,180 / 0.02%

*** DOLLARS REPORTED BUT NOT SHOWN IN THESE COLUMNS. T=TREASURY, N=NON-TREASURY, S=SUBCONTRACTOR FUNDS & PROCUREMENT CARD HUB PURCHASES, TC=TERM CONTRACT, I= INTER GOVERNMENTAL



TEXAS HISTORICALLY UNDERUTILIZED BUSINESS (HUB) SEMI-ANNUAL REPORT RECEIVED FOR FISCAL YEAR 2025

SECTION VII - STATE AGENCY EXPENDITURE DATA

FUND TYPE	TOTAL EXPENDITURE	TOTAL SPENT WITH HUBS AMOUNT / %	BLACK AMOUNT / %	HISPANIC AMOUNT / %	WOMAN AMOUNT / %	ASIAN PACIFIC AMOUNT / %	NATIVE AMERICAN AMOUNT / %	SERVICE-DISABLED VETERAN AMOUNT / %
-----------	-------------------	----------------------------------	------------------	---------------------	------------------	--------------------------	----------------------------	-------------------------------------

303 - TEXAS FACILITIES COMMISSION - HEAVY CONSTRUCTION UNADJUSTED GOAL IS 11.2%

T	0	0 / 0%	0 / 0%	0 / 0%	0 / 0%	0 / 0%	0 / 0%	0 / 0%
N	0	0 / 0%	0 / 0%	0 / 0%	0 / 0%	0 / 0%	0 / 0%	0 / 0%
S	***	0 / 0%	0 / 0%	0 / 0%	0 / 0%	0 / 0%	0 / 0%	0 / 0%
-TC	0	0 / 0%	0 / 0%	0 / 0%	0 / 0%	0 / 0%	0 / 0%	0 / 0%
-I	0	0 / 0%	0 / 0%	0 / 0%	0 / 0%	0 / 0%	0 / 0%	0 / 0%
	0	0 / 0%	0 / 0%	0 / 0%	0 / 0%	0 / 0%	0 / 0%	0 / 0%

303 - TEXAS FACILITIES COMMISSION - BUILDING CONSTRUCTION UNADJUSTED GOAL IS 21.1%

T	\$567,092,459	\$4,759,447 / 0.84%	0 / 0%	\$1,930,239 / 0.34%	\$1,915,627 / 0.34%	0 / 0%	\$659,851 / 0.12%	\$253,730 / 0.04%
N	0	0 / 0%	0 / 0%	0 / 0%	0 / 0%	0 / 0%	0 / 0%	0 / 0%
S	***	\$85,780,266 / 15.13%	\$1,275,884 / 0.22%	\$55,973,892 / 9.87%	\$24,229,525 / 4.27%	\$352,064 / 0.06%	\$207,918 / 0.04%	\$3,740,984 / 0.66%
-TC	0	0 / 0%	0 / 0%	0 / 0%	0 / 0%	0 / 0%	0 / 0%	0 / 0%
-I	\$1,647	0 / 0%	0 / 0%	0 / 0%	0 / 0%	0 / 0%	0 / 0%	0 / 0%
	\$567,090,812	\$90,539,713 / 15.97%	\$1,275,884 / 0.22%	\$57,904,131 / 10.21%	\$26,145,152 / 4.61%	\$352,064 / 0.06%	\$867,769 / 0.15%	\$3,994,713 / 0.70%

303 - TEXAS FACILITIES COMMISSION - SPECIAL TRADE UNADJUSTED GOAL IS 32.9%

T	\$16,534,745	\$4,669,515 / 28.24%	\$157,410 / 0.95%	\$4,074,532 / 24.64%	\$53,434 / 0.32%	\$131,341 / 0.79%	\$252,798 / 1.53%	0 / 0%
N	0	0 / 0%	0 / 0%	0 / 0%	0 / 0%	0 / 0%	0 / 0%	0 / 0%
S	***	\$2,099,964 / 12.89%	0 / 0%	\$1,238,513 / 7.60%	\$365,331 / 2.24%	\$386,280 / 2.37%	0 / 0%	\$109,840 / 0.67%
-TC	\$75,054	0 / 0%	0 / 0%	0 / 0%	0 / 0%	0 / 0%	0 / 0%	0 / 0%
-I	0	0 / 0%	0 / 0%	0 / 0%	0 / 0%	0 / 0%	0 / 0%	0 / 0%
	\$16,459,692	\$6,769,479 / 41.13%	\$157,410 / 0.95%	\$5,313,045 / 32.24%	\$418,765 / 2.57%	\$517,621 / 3.17%	\$252,798 / 1.53%	\$109,840 / 0.67%

*** DOLLARS REPORTED BUT NOT SHOWN IN THESE COLUMNS. T=TREASURY, N=NON-TREASURY, S=SUBCONTRACTOR FUNDS & PROCUREMENT CARD HUB PURCHASES, TC=TERM CONTRACT, I= INTER GOVERNMENTAL



TEXAS HISTORICALLY UNDERUTILIZED BUSINESS (HUB) SEMI-ANNUAL REPORT RECEIVED FOR FISCAL YEAR 2025

SECTION VII - STATE AGENCY EXPENDITURE DATA

FUND TYPE	TOTAL EXPENDITURE	TOTAL SPENT WITH HUBS AMOUNT / %	BLACK AMOUNT / %	HISPANIC AMOUNT / %	WOMAN AMOUNT / %	ASIAN PACIFIC AMOUNT / %	NATIVE AMERICAN AMOUNT / %	SERVICE-DISABLED VETERAN AMOUNT / %
-----------	-------------------	----------------------------------	------------------	---------------------	------------------	--------------------------	----------------------------	-------------------------------------

303 - TEXAS FACILITIES COMMISSION - PROFESSIONAL SERVICES UNADJUSTED GOAL IS 23.7%

T	\$3,304,184	\$109,311 / 3.31%	0 / 0%	0 / 0%	\$12,260 / 0.37%	0 / 0%	0 / 0%	\$97,051 / 2.94%
N	0	0 / 0%	0 / 0%	0 / 0%	0 / 0%	0 / 0%	0 / 0%	0 / 0%
S	***	\$2,760 / 0.08%	0 / 0%	\$2,760 / 0.08%	0 / 0%	0 / 0%	0 / 0%	0 / 0%
-TC	\$522	0 / 0%	0 / 0%	0 / 0%	0 / 0%	0 / 0%	0 / 0%	0 / 0%
-I	\$10,325	0 / 0%	0 / 0%	0 / 0%	0 / 0%	0 / 0%	0 / 0%	0 / 0%
	\$3,293,337	\$112,071 / 3.39%	0 / 0%	\$2,760 / 0.08%	\$12,260 / 0.37%	0 / 0%	0 / 0%	\$97,051 / 2.94%

303 - TEXAS FACILITIES COMMISSION - OTHER SERVICES UNADJUSTED GOAL IS 26%

T	\$41,800,577	\$3,875,841 / 9.27%	\$251,396 / 0.60%	\$1,945,447 / 4.65%	\$390,929 / 0.94%	\$132,832 / 0.32%	0 / 0%	\$1,155,238 / 2.76%
N	0	0 / 0%	0 / 0%	0 / 0%	0 / 0%	0 / 0%	0 / 0%	0 / 0%
S	***	\$10,868,127 / 32.09%	0 / 0%	\$8,341,285 / 24.63%	\$2,335,157 / 6.89%	\$34,733 / 0.10%	\$37,964 / 0.11%	\$118,988 / 0.35%
-TC	\$10,466	\$9,774 / 93.38%	0 / 0%	0 / 0%	\$9,774 / 93.38%	0 / 0%	0 / 0%	0 / 0%
-I	\$752,644	0 / 0%	0 / 0%	0 / 0%	0 / 0%	0 / 0%	0 / 0%	0 / 0%
	\$41,037,467	\$14,734,195 / 134.74%	\$251,396 / 0.60%	\$10,286,731 / 29.28%	\$2,716,312 / 101.21%	\$167,565 / 0.42%	\$37,964 / 0.11%	\$1,274,226 / 3.12%

303 - TEXAS FACILITIES COMMISSION - COMMODITY PURCHASING UNADJUSTED GOAL IS 21.1%

T	\$6,967,098	\$1,063,003 / 15.26%	\$309,415 / 4.44%	\$355,948 / 5.11%	\$397,029 / 5.70%	0 / 0%	0 / 0%	\$611 / 0.01%
N	0	0 / 0%	0 / 0%	0 / 0%	0 / 0%	0 / 0%	0 / 0%	0 / 0%
S	***	\$102,406 / 4.14%	0 / 0%	\$1,294 / 0.05%	\$101,112 / 4.08%	0 / 0%	0 / 0%	0 / 0%
-TC	\$259,312	\$25,867 / 9.98%	0 / 0%	0 / 0%	\$25,256 / 9.74%	0 / 0%	0 / 0%	\$611 / 0.24%
-I	0	0 / 0%	0 / 0%	0 / 0%	0 / 0%	0 / 0%	0 / 0%	0 / 0%
	\$6,707,785	\$1,139,541 / 29.37%	\$309,415 / 4.44%	\$357,242 / 5.16%	\$472,885 / 19.52%	0 / 0%	0 / 0%	0 / 0.24%

*** DOLLARS REPORTED BUT NOT SHOWN IN THESE COLUMNS. T=TREASURY, N=NON-TREASURY, S=SUBCONTRACTOR FUNDS & PROCUREMENT CARD HUB PURCHASES, TC=TERM CONTRACT, I= INTER GOVERNMENTAL



TEXAS HISTORICALLY UNDERUTILIZED BUSINESS (HUB) SEMI-ANNUAL REPORT RECEIVED FOR FISCAL YEAR 2025

SECTION VII - STATE AGENCY EXPENDITURE DATA

FUND TYPE	TOTAL EXPENDITURE	TOTAL SPENT WITH HUBS AMOUNT / %	BLACK AMOUNT / %	HISPANIC AMOUNT / %	WOMAN AMOUNT / %	ASIAN PACIFIC AMOUNT / %	NATIVE AMERICAN AMOUNT / %	SERVICE-DISABLED VETERAN AMOUNT / %
303 - TEXAS FACILITIES COMMISSION - Statewide Grand Total Expenditures								
T	\$635,699,063	\$14,477,116 / 2.28%	\$718,220 / 0.11%	\$8,306,166 / 1.31%	\$2,769,279 / 0.44%	\$264,173 / 0.04%	\$912,649 / 0.14%	\$1,506,629 / 0.24%
N	0	0 / 0%	0 / 0%	0 / 0%	0 / 0%	0 / 0%	0 / 0%	0 / 0%
S	***	\$98,853,523 / 15.87%	\$1,275,884 / 0.20%	\$65,557,744 / 10.52%	\$27,031,125 / 4.34%	\$773,076 / 0.12%	\$245,881 / 0.04%	\$3,969,812 / 0.64%
-TC	\$345,354	\$35,640 / 10.32%	0 / 0%	0 / 0%	\$35,030 / 10.14%	0 / 0%	0 / 0%	\$611 / 0.18%
-I	\$764,616	0 / 0%	0 / 0%	0 / 0%	0 / 0%	0 / 0%	0 / 0%	0 / 0%
	\$634,589,093	\$113,294,999 / 28.46%	\$1,994,104 / 0.32%	\$73,863,910 / 11.83%	\$29,765,374 / 14.92%	\$1,037,250 / 0.17%	\$1,158,531 / 0.18%	\$5,475,830 / 1.05%

*** DOLLARS REPORTED BUT NOT SHOWN IN THESE COLUMNS. T=TREASURY, N=NON-TREASURY, S=SUBCONTRACTOR FUNDS & PROCUREMENT CARD HUB PURCHASES, TC=TERM CONTRACT, I= INTER GOVERNMENTAL



TEXAS HISTORICALLY UNDERUTILIZED BUSINESS (HUB) SEMI-ANNUAL REPORT RECEIVED FOR FISCAL YEAR 2025

SECTION VII - STATE AGENCY EXPENDITURE DATA

FUND TYPE	TOTAL EXPENDITURE	TOTAL SPENT WITH HUBS AMOUNT / %	BLACK AMOUNT / %	HISPANIC AMOUNT / %	WOMAN AMOUNT / %	ASIAN PACIFIC AMOUNT / %	NATIVE AMERICAN AMOUNT / %	SERVICE-DISABLED VETERAN AMOUNT / %
-----------	-------------------	----------------------------------	------------------	---------------------	------------------	--------------------------	----------------------------	-------------------------------------

304 - COMPTROLLER OF PUBLIC ACCOUNTS - HEAVY CONSTRUCTION UNADJUSTED GOAL IS 11.2%

T	0	0 / 0%	0 / 0%	0 / 0%	0 / 0%	0 / 0%	0 / 0%	0 / 0%
N	0	0 / 0%	0 / 0%	0 / 0%	0 / 0%	0 / 0%	0 / 0%	0 / 0%
S	***	0 / 0%	0 / 0%	0 / 0%	0 / 0%	0 / 0%	0 / 0%	0 / 0%
-TC	0	0 / 0%	0 / 0%	0 / 0%	0 / 0%	0 / 0%	0 / 0%	0 / 0%
-I	0	0 / 0%	0 / 0%	0 / 0%	0 / 0%	0 / 0%	0 / 0%	0 / 0%
	0	0 / 0%	0 / 0%	0 / 0%	0 / 0%	0 / 0%	0 / 0%	0 / 0%

304 - COMPTROLLER OF PUBLIC ACCOUNTS - BUILDING CONSTRUCTION UNADJUSTED GOAL IS 21.1%

T	0	0 / 0%	0 / 0%	0 / 0%	0 / 0%	0 / 0%	0 / 0%	0 / 0%
N	0	0 / 0%	0 / 0%	0 / 0%	0 / 0%	0 / 0%	0 / 0%	0 / 0%
S	***	0 / 0%	0 / 0%	0 / 0%	0 / 0%	0 / 0%	0 / 0%	0 / 0%
-TC	0	0 / 0%	0 / 0%	0 / 0%	0 / 0%	0 / 0%	0 / 0%	0 / 0%
-I	0	0 / 0%	0 / 0%	0 / 0%	0 / 0%	0 / 0%	0 / 0%	0 / 0%
	0	0 / 0%	0 / 0%	0 / 0%	0 / 0%	0 / 0%	0 / 0%	0 / 0%

304 - COMPTROLLER OF PUBLIC ACCOUNTS - SPECIAL TRADE UNADJUSTED GOAL IS 32.9%

T	\$295,909	0 / 0%	0 / 0%	0 / 0%	0 / 0%	0 / 0%	0 / 0%	0 / 0%
N	0	0 / 0%	0 / 0%	0 / 0%	0 / 0%	0 / 0%	0 / 0%	0 / 0%
S	***	0 / 0%	0 / 0%	0 / 0%	0 / 0%	0 / 0%	0 / 0%	0 / 0%
-TC	0	0 / 0%	0 / 0%	0 / 0%	0 / 0%	0 / 0%	0 / 0%	0 / 0%
-I	0	0 / 0%	0 / 0%	0 / 0%	0 / 0%	0 / 0%	0 / 0%	0 / 0%
	\$295,909	0 / 0%	0 / 0%	0 / 0%	0 / 0%	0 / 0%	0 / 0%	0 / 0%

*** DOLLARS REPORTED BUT NOT SHOWN IN THESE COLUMNS. T=TREASURY, N=NON-TREASURY, S=SUBCONTRACTOR FUNDS & PROCUREMENT CARD HUB PURCHASES, TC=TERM CONTRACT, I= INTER GOVERNMENTAL



TEXAS HISTORICALLY UNDERUTILIZED BUSINESS (HUB) SEMI-ANNUAL REPORT RECEIVED FOR FISCAL YEAR 2025

SECTION VII - STATE AGENCY EXPENDITURE DATA

FUND TYPE	TOTAL EXPENDITURE	TOTAL SPENT WITH HUBS AMOUNT / %	BLACK AMOUNT / %	HISPANIC AMOUNT / %	WOMAN AMOUNT / %	ASIAN PACIFIC AMOUNT / %	NATIVE AMERICAN AMOUNT / %	SERVICE-DISABLED VETERAN AMOUNT / %
-----------	-------------------	----------------------------------	------------------	---------------------	------------------	--------------------------	----------------------------	-------------------------------------

304 - COMPTROLLER OF PUBLIC ACCOUNTS - PROFESSIONAL SERVICES UNADJUSTED GOAL IS 23.7%

T	\$105,135	0 / 0%	0 / 0%	0 / 0%	0 / 0%	0 / 0%	0 / 0%	0 / 0%
N	0	0 / 0%	0 / 0%	0 / 0%	0 / 0%	0 / 0%	0 / 0%	0 / 0%
S	***	0 / 0%	0 / 0%	0 / 0%	0 / 0%	0 / 0%	0 / 0%	0 / 0%
-TC	0	0 / 0%	0 / 0%	0 / 0%	0 / 0%	0 / 0%	0 / 0%	0 / 0%
-I	0	0 / 0%	0 / 0%	0 / 0%	0 / 0%	0 / 0%	0 / 0%	0 / 0%
	\$105,135	0 / 0%	0 / 0%	0 / 0%	0 / 0%	0 / 0%	0 / 0%	0 / 0%

304 - COMPTROLLER OF PUBLIC ACCOUNTS - OTHER SERVICES UNADJUSTED GOAL IS 26%

T	\$48,573,471	\$16,901,001 / 34.79%	\$1,429,123 / 2.94%	\$1,732,959 / 3.57%	\$6,542,880 / 13.47%	\$7,014,516 / 14.44%	\$160,907 / 0.33%	\$20,618 / 0.04%
N	0	0 / 0%	0 / 0%	0 / 0%	0 / 0%	0 / 0%	0 / 0%	0 / 0%
S	***	\$205,503 / 0.59%	0 / 0%	\$21,000 / 0.06%	\$166,503 / 0.48%	\$18,000 / 0.05%	0 / 0%	0 / 0%
-TC	\$54,296	0 / 0%	0 / 0%	0 / 0%	0 / 0%	0 / 0%	0 / 0%	0 / 0%
-I	0	0 / 0%	0 / 0%	0 / 0%	0 / 0%	0 / 0%	0 / 0%	0 / 0%
	\$48,519,174	\$17,106,505 / 35.39%	\$1,429,123 / 2.94%	\$1,753,959 / 3.63%	\$6,709,383 / 13.95%	\$7,032,516 / 14.49%	\$160,907 / 0.33%	\$20,618 / 0.04%

304 - COMPTROLLER OF PUBLIC ACCOUNTS - COMMODITY PURCHASING UNADJUSTED GOAL IS 21.1%

T	\$11,312,919	\$1,184,971 / 10.47%	\$71,910 / 0.64%	\$1,075,753 / 9.51%	\$34,215 / 0.30%	\$2,653 / 0.02%	0 / 0%	\$440 / 0.00%
N	0	0 / 0%	0 / 0%	0 / 0%	0 / 0%	0 / 0%	0 / 0%	0 / 0%
S	***	0 / 0%	0 / 0%	0 / 0%	0 / 0%	0 / 0%	0 / 0%	0 / 0%
-TC	\$336,961	\$2,881 / 0.85%	0 / 0%	\$868 / 0.26%	0 / 0%	\$2,013 / 0.60%	0 / 0%	0 / 0%
-I	0	0 / 0%	0 / 0%	0 / 0%	0 / 0%	0 / 0%	0 / 0%	0 / 0%
	\$10,975,958	\$1,182,090 / 11.33%	\$71,910 / 0.64%	\$1,074,885 / 9.77%	\$34,215 / 0.30%	\$640 / 0.62%	0 / 0%	\$440 / 0.00%

*** DOLLARS REPORTED BUT NOT SHOWN IN THESE COLUMNS. T=TREASURY, N=NON-TREASURY, S=SUBCONTRACTOR FUNDS & PROCUREMENT CARD HUB PURCHASES, TC=TERM CONTRACT, I= INTER GOVERNMENTAL



TEXAS HISTORICALLY UNDERUTILIZED BUSINESS (HUB) SEMI-ANNUAL REPORT RECEIVED FOR FISCAL YEAR 2025

SECTION VII - STATE AGENCY EXPENDITURE DATA

FUND TYPE	TOTAL EXPENDITURE	TOTAL SPENT WITH HUBS AMOUNT / %	BLACK AMOUNT / %	HISPANIC AMOUNT / %	WOMAN AMOUNT / %	ASIAN PACIFIC AMOUNT / %	NATIVE AMERICAN AMOUNT / %	SERVICE-DISABLED VETERAN AMOUNT / %
304 - COMPTROLLER OF PUBLIC ACCOUNTS - Statewide Grand Total Expenditures								
T	\$60,287,434	\$18,085,972 / 30.00%	\$1,501,033 / 2.49%	\$2,808,711 / 4.66%	\$6,577,094 / 10.91%	\$7,017,169 / 11.64%	\$160,907 / 0.27%	\$21,058 / 0.03%
N	0	0 / 0%	0 / 0%	0 / 0%	0 / 0%	0 / 0%	0 / 0%	0 / 0%
S	***	\$205,503 / 0.59%	0 / 0%	\$21,000 / 0.06%	\$166,503 / 0.48%	\$18,000 / 0.05%	0 / 0%	0 / 0%
-TC	\$391,258	\$2,881 / 0.74%	0 / 0%	\$868 / 0.22%	0 / 0%	\$2,013 / 0.51%	0 / 0%	0 / 0%
-I	0	0 / 0%	0 / 0%	0 / 0%	0 / 0%	0 / 0%	0 / 0%	0 / 0%
	\$59,896,176	\$18,288,595 / 31.33%	\$1,501,033 / 2.49%	\$2,828,843 / 4.94%	\$6,743,597 / 11.39%	\$7,033,156 / 12.21%	\$160,907 / 0.27%	\$21,058 / 0.03%

*** DOLLARS REPORTED BUT NOT SHOWN IN THESE COLUMNS. T=TREASURY, N=NON-TREASURY, S=SUBCONTRACTOR FUNDS & PROCUREMENT CARD HUB PURCHASES, TC=TERM CONTRACT, I= INTER GOVERNMENTAL



TEXAS HISTORICALLY UNDERUTILIZED BUSINESS (HUB) SEMI-ANNUAL REPORT RECEIVED FOR FISCAL YEAR 2025

SECTION VII - STATE AGENCY EXPENDITURE DATA

FUND TYPE	TOTAL EXPENDITURE	TOTAL SPENT WITH HUBS AMOUNT / %	BLACK AMOUNT / %	HISPANIC AMOUNT / %	WOMAN AMOUNT / %	ASIAN PACIFIC AMOUNT / %	NATIVE AMERICAN AMOUNT / %	SERVICE-DISABLED VETERAN AMOUNT / %
-----------	-------------------	----------------------------------	------------------	---------------------	------------------	--------------------------	----------------------------	-------------------------------------

305 - GENERAL LAND OFFICE - HEAVY CONSTRUCTION UNADJUSTED GOAL IS 11.2%

T	\$728	0 / 0%	0 / 0%	0 / 0%	0 / 0%	0 / 0%	0 / 0%	0 / 0%
N	0	0 / 0%	0 / 0%	0 / 0%	0 / 0%	0 / 0%	0 / 0%	0 / 0%
S	***	0 / 0%	0 / 0%	0 / 0%	0 / 0%	0 / 0%	0 / 0%	0 / 0%
-TC	0	0 / 0%	0 / 0%	0 / 0%	0 / 0%	0 / 0%	0 / 0%	0 / 0%
-I	0	0 / 0%	0 / 0%	0 / 0%	0 / 0%	0 / 0%	0 / 0%	0 / 0%
	\$728	0 / 0%	0 / 0%	0 / 0%	0 / 0%	0 / 0%	0 / 0%	0 / 0%

305 - GENERAL LAND OFFICE - BUILDING CONSTRUCTION UNADJUSTED GOAL IS 21.1%

T	\$19,155,675	\$10,281,696 / 53.67%	0 / 0%	\$10,281,696 / 53.67%	0 / 0%	0 / 0%	0 / 0%	0 / 0%
N	0	0 / 0%	0 / 0%	0 / 0%	0 / 0%	0 / 0%	0 / 0%	0 / 0%
S	***	\$95,141 / 0.50%	0 / 0%	\$95,141 / 0.50%	0 / 0%	0 / 0%	0 / 0%	0 / 0%
-TC	0	0 / 0%	0 / 0%	0 / 0%	0 / 0%	0 / 0%	0 / 0%	0 / 0%
-I	\$49,692	0 / 0%	0 / 0%	0 / 0%	0 / 0%	0 / 0%	0 / 0%	0 / 0%
	\$19,105,983	\$10,376,837 / 54.17%	0 / 0%	\$10,376,837 / 54.17%	0 / 0%	0 / 0%	0 / 0%	0 / 0%

305 - GENERAL LAND OFFICE - SPECIAL TRADE UNADJUSTED GOAL IS 32.9%

T	\$792,384	\$4,870 / 0.61%	0 / 0%	\$4,870 / 0.61%	0 / 0%	0 / 0%	0 / 0%	0 / 0%
N	0	0 / 0%	0 / 0%	0 / 0%	0 / 0%	0 / 0%	0 / 0%	0 / 0%
S	***	0 / 0%	0 / 0%	0 / 0%	0 / 0%	0 / 0%	0 / 0%	0 / 0%
-TC	0	0 / 0%	0 / 0%	0 / 0%	0 / 0%	0 / 0%	0 / 0%	0 / 0%
-I	\$22,500	0 / 0%	0 / 0%	0 / 0%	0 / 0%	0 / 0%	0 / 0%	0 / 0%
	\$769,884	\$4,870 / 0.61%	0 / 0%	\$4,870 / 0.61%	0 / 0%	0 / 0%	0 / 0%	0 / 0%

*** DOLLARS REPORTED BUT NOT SHOWN IN THESE COLUMNS. T=TREASURY, N=NON-TREASURY, S=SUBCONTRACTOR FUNDS & PROCUREMENT CARD HUB PURCHASES, TC=TERM CONTRACT, I= INTER GOVERNMENTAL



TEXAS HISTORICALLY UNDERUTILIZED BUSINESS (HUB) SEMI-ANNUAL REPORT RECEIVED FOR FISCAL YEAR 2025

SECTION VII - STATE AGENCY EXPENDITURE DATA

FUND TYPE	TOTAL EXPENDITURE	TOTAL SPENT WITH HUBS AMOUNT / %	BLACK AMOUNT / %	HISPANIC AMOUNT / %	WOMAN AMOUNT / %	ASIAN PACIFIC AMOUNT / %	NATIVE AMERICAN AMOUNT / %	SERVICE-DISABLED VETERAN AMOUNT / %
-----------	-------------------	----------------------------------	------------------	---------------------	------------------	--------------------------	----------------------------	-------------------------------------

305 - GENERAL LAND OFFICE - PROFESSIONAL SERVICES UNADJUSTED GOAL IS 23.7%

T	\$58,486,679	\$143,944 / 0.25%	0 / 0%	\$143,944 / 0.25%	0 / 0%	0 / 0%	0 / 0%	0 / 0%
N	\$916	\$916 / 100.00%	0 / 0%	0 / 0%	\$916 / 100.00%	0 / 0%	0 / 0%	0 / 0%
S	***	\$76,096 / 0.15%	0 / 0%	\$19,386 / 0.04%	\$39,767 / 0.08%	\$16,942 / 0.03%	0 / 0%	0 / 0%
-TC	0	0 / 0%	0 / 0%	0 / 0%	0 / 0%	0 / 0%	0 / 0%	0 / 0%
-I	\$5,170,864	0 / 0%	0 / 0%	0 / 0%	0 / 0%	0 / 0%	0 / 0%	0 / 0%
	\$53,316,731	\$220,956 / 100.40%	0 / 0%	\$163,330 / 0.28%	\$40,683 / 100.08%	\$16,942 / 0.03%	0 / 0%	0 / 0%

305 - GENERAL LAND OFFICE - OTHER SERVICES UNADJUSTED GOAL IS 26%

T	\$263,471,552	\$9,443,935 / 3.58%	\$6,525 / 0.00%	\$159,710 / 0.06%	\$7,947,147 / 3.02%	\$1,330,553 / 0.51%	0 / 0%	0 / 0%
N	0	0 / 0%	0 / 0%	0 / 0%	0 / 0%	0 / 0%	0 / 0%	0 / 0%
S	***	\$19,544,888 / 7.82%	\$815,935 / 0.33%	\$4,009,166 / 1.60%	\$14,547,043 / 5.82%	\$168,748 / 0.07%	0 / 0%	\$3,996 / 0.00%
-TC	\$46,149	0 / 0%	0 / 0%	0 / 0%	0 / 0%	0 / 0%	0 / 0%	0 / 0%
-I	\$4,620,296	0 / 0%	0 / 0%	0 / 0%	0 / 0%	0 / 0%	0 / 0%	0 / 0%
	\$258,805,108	\$28,988,824 / 11.41%	\$822,460 / 0.33%	\$4,168,877 / 1.67%	\$22,494,190 / 8.84%	\$1,499,301 / 0.57%	0 / 0%	\$3,996 / 0.00%

305 - GENERAL LAND OFFICE - COMMODITY PURCHASING UNADJUSTED GOAL IS 21.1%

T	\$53,509,195	\$726,380 / 1.36%	\$18,007 / 0.03%	\$280,743 / 0.52%	\$415,747 / 0.78%	\$11,883 / 0.02%	0 / 0%	0 / 0%
N	0	0 / 0%	0 / 0%	0 / 0%	0 / 0%	0 / 0%	0 / 0%	0 / 0%
S	***	0 / 0%	0 / 0%	0 / 0%	0 / 0%	0 / 0%	0 / 0%	0 / 0%
-TC	\$205,395	0 / 0%	0 / 0%	0 / 0%	0 / 0%	0 / 0%	0 / 0%	0 / 0%
-I	\$59,584	0 / 0%	0 / 0%	0 / 0%	0 / 0%	0 / 0%	0 / 0%	0 / 0%
	\$53,244,216	\$726,380 / 1.36%	\$18,007 / 0.03%	\$280,743 / 0.52%	\$415,747 / 0.78%	\$11,883 / 0.02%	0 / 0%	0 / 0%

*** DOLLARS REPORTED BUT NOT SHOWN IN THESE COLUMNS. T=TREASURY, N=NON-TREASURY, S=SUBCONTRACTOR FUNDS & PROCUREMENT CARD HUB PURCHASES, TC=TERM CONTRACT, I= INTER GOVERNMENTAL



TEXAS HISTORICALLY UNDERUTILIZED BUSINESS (HUB) SEMI-ANNUAL REPORT RECEIVED FOR FISCAL YEAR 2025

SECTION VII - STATE AGENCY EXPENDITURE DATA

FUND TYPE	TOTAL EXPENDITURE	TOTAL SPENT WITH HUBS AMOUNT / %	BLACK AMOUNT / %	HISPANIC AMOUNT / %	WOMAN AMOUNT / %	ASIAN PACIFIC AMOUNT / %	NATIVE AMERICAN AMOUNT / %	SERVICE-DISABLED VETERAN AMOUNT / %
305 - GENERAL LAND OFFICE - Statewide Grand Total Expenditures								
T	\$395,416,215	\$20,600,825 / 5.21%	\$24,532 / 0.01%	\$10,870,964 / 2.75%	\$8,362,894 / 2.11%	\$1,342,436 / 0.34%	0 / 0%	0 / 0%
N	\$916	\$916 / 100.00%	0 / 0%	0 / 0%	\$916 / 100.00%	0 / 0%	0 / 0%	0 / 0%
S	***	\$19,716,125 / 6.17%	\$815,935 / 0.26%	\$4,123,693 / 1.29%	\$14,586,810 / 4.57%	\$185,690 / 0.06%	0 / 0%	\$3,996 / 0.00%
-TC	\$251,544	0 / 0%	0 / 0%	0 / 0%	0 / 0%	0 / 0%	0 / 0%	0 / 0%
-I	\$9,922,936	0 / 0%	0 / 0%	0 / 0%	0 / 0%	0 / 0%	0 / 0%	0 / 0%
	\$385,242,651	\$40,317,866 / 111.38%	\$840,466 / 0.26%	\$14,994,657 / 4.04%	\$22,950,620 / 106.68%	\$1,528,126 / 0.40%	0 / 0%	\$3,996 / 0.00%

*** DOLLARS REPORTED BUT NOT SHOWN IN THESE COLUMNS. T=TREASURY, N=NON-TREASURY, S=SUBCONTRACTOR FUNDS & PROCUREMENT CARD HUB PURCHASES, TC=TERM CONTRACT, I= INTER GOVERNMENTAL



TEXAS HISTORICALLY UNDERUTILIZED BUSINESS (HUB) SEMI-ANNUAL REPORT RECEIVED FOR FISCAL YEAR 2025

SECTION VII - STATE AGENCY EXPENDITURE DATA

FUND TYPE	TOTAL EXPENDITURE	TOTAL SPENT WITH HUBS AMOUNT / %	BLACK AMOUNT / %	HISPANIC AMOUNT / %	WOMAN AMOUNT / %	ASIAN PACIFIC AMOUNT / %	NATIVE AMERICAN AMOUNT / %	SERVICE- DISABLED VETERAN AMOUNT / %
-----------	-------------------	-------------------------------------	---------------------	------------------------	---------------------	--------------------------------	----------------------------------	---

306 - TEXAS STATE LIBRARY & ARCHIVES COMM - HEAVY CONSTRUCTION UNADJUSTED GOAL IS 11.2%

T	0	0 / 0%	0 / 0%	0 / 0%	0 / 0%	0 / 0%	0 / 0%	0 / 0%
N	0	0 / 0%	0 / 0%	0 / 0%	0 / 0%	0 / 0%	0 / 0%	0 / 0%
S	***	0 / 0%	0 / 0%	0 / 0%	0 / 0%	0 / 0%	0 / 0%	0 / 0%
-TC	0	0 / 0%	0 / 0%	0 / 0%	0 / 0%	0 / 0%	0 / 0%	0 / 0%
-I	0	0 / 0%	0 / 0%	0 / 0%	0 / 0%	0 / 0%	0 / 0%	0 / 0%
	0	0 / 0%	0 / 0%	0 / 0%	0 / 0%	0 / 0%	0 / 0%	0 / 0%

306 - TEXAS STATE LIBRARY & ARCHIVES COMM - BUILDING CONSTRUCTION UNADJUSTED GOAL IS 21.1%

T	\$9,485	0 / 0%	0 / 0%	0 / 0%	0 / 0%	0 / 0%	0 / 0%	0 / 0%
N	0	0 / 0%	0 / 0%	0 / 0%	0 / 0%	0 / 0%	0 / 0%	0 / 0%
S	***	0 / 0%	0 / 0%	0 / 0%	0 / 0%	0 / 0%	0 / 0%	0 / 0%
-TC	0	0 / 0%	0 / 0%	0 / 0%	0 / 0%	0 / 0%	0 / 0%	0 / 0%
-I	0	0 / 0%	0 / 0%	0 / 0%	0 / 0%	0 / 0%	0 / 0%	0 / 0%
	\$9,485	0 / 0%	0 / 0%	0 / 0%	0 / 0%	0 / 0%	0 / 0%	0 / 0%

306 - TEXAS STATE LIBRARY & ARCHIVES COMM - SPECIAL TRADE UNADJUSTED GOAL IS 32.9%

T	\$20,087	\$537 / 2.67%	0 / 0%	0 / 0%	\$537 / 2.67%	0 / 0%	0 / 0%	0 / 0%
N	0	0 / 0%	0 / 0%	0 / 0%	0 / 0%	0 / 0%	0 / 0%	0 / 0%
S	***	0 / 0%	0 / 0%	0 / 0%	0 / 0%	0 / 0%	0 / 0%	0 / 0%
-TC	0	0 / 0%	0 / 0%	0 / 0%	0 / 0%	0 / 0%	0 / 0%	0 / 0%
-I	0	0 / 0%	0 / 0%	0 / 0%	0 / 0%	0 / 0%	0 / 0%	0 / 0%
	\$20,087	\$537 / 2.67%	0 / 0%	0 / 0%	\$537 / 2.67%	0 / 0%	0 / 0%	0 / 0%

*** DOLLARS REPORTED BUT NOT SHOWN IN THESE COLUMNS. T=TREASURY, N=NON-TREASURY, S=SUBCONTRACTOR FUNDS & PROCUREMENT CARD HUB PURCHASES, TC=TERM CONTRACT, I= INTER GOVERNMENT



TEXAS HISTORICALLY UNDERUTILIZED BUSINESS (HUB) SEMI-ANNUAL REPORT RECEIVED FOR FISCAL YEAR 2025

SECTION VII - STATE AGENCY EXPENDITURE DATA

FUND TYPE	TOTAL EXPENDITURE	TOTAL SPENT WITH HUBS AMOUNT / %	BLACK AMOUNT / %	HISPANIC AMOUNT / %	WOMAN AMOUNT / %	ASIAN PACIFIC AMOUNT / %	NATIVE AMERICAN AMOUNT / %	SERVICE-DISABLED VETERAN AMOUNT / %
-----------	-------------------	----------------------------------	------------------	---------------------	------------------	--------------------------	----------------------------	-------------------------------------

306 - TEXAS STATE LIBRARY & ARCHIVES COMM - PROFESSIONAL SERVICES UNADJUSTED GOAL IS 23.7%

T	\$79,700	0 / 0%	0 / 0%	0 / 0%	0 / 0%	0 / 0%	0 / 0%	0 / 0%
N	0	0 / 0%	0 / 0%	0 / 0%	0 / 0%	0 / 0%	0 / 0%	0 / 0%
S	***	0 / 0%	0 / 0%	0 / 0%	0 / 0%	0 / 0%	0 / 0%	0 / 0%
-TC	0	0 / 0%	0 / 0%	0 / 0%	0 / 0%	0 / 0%	0 / 0%	0 / 0%
-I	0	0 / 0%	0 / 0%	0 / 0%	0 / 0%	0 / 0%	0 / 0%	0 / 0%
	\$79,700	0 / 0%	0 / 0%	0 / 0%	0 / 0%	0 / 0%	0 / 0%	0 / 0%

306 - TEXAS STATE LIBRARY & ARCHIVES COMM - OTHER SERVICES UNADJUSTED GOAL IS 26%

T	\$6,424,717	\$177,362 / 2.76%	0 / 0%	0 / 0%	\$79,789 / 1.24%	\$95,993 / 1.49%	\$1,581 / 0.02%	0 / 0%
N	0	0 / 0%	0 / 0%	0 / 0%	0 / 0%	0 / 0%	0 / 0%	0 / 0%
S	***	\$24,061 / 0.44%	0 / 0%	0 / 0%	0 / 0%	\$24,061 / 0.44%	0 / 0%	0 / 0%
-TC	\$1,459	0 / 0%	0 / 0%	0 / 0%	0 / 0%	0 / 0%	0 / 0%	0 / 0%
-I	\$279,491	0 / 0%	0 / 0%	0 / 0%	0 / 0%	0 / 0%	0 / 0%	0 / 0%
	\$6,143,767	\$201,423 / 3.20%	0 / 0%	0 / 0%	\$79,789 / 1.24%	\$120,054 / 1.94%	\$1,581 / 0.02%	0 / 0%

306 - TEXAS STATE LIBRARY & ARCHIVES COMM - COMMODITY PURCHASING UNADJUSTED GOAL IS 21.1%

T	\$615,483	\$54,124 / 8.79%	\$1,647 / 0.27%	\$5,184 / 0.84%	\$38,895 / 6.32%	\$822 / 0.13%	\$7,576 / 1.23%	0 / 0%
N	0	0 / 0%	0 / 0%	0 / 0%	0 / 0%	0 / 0%	0 / 0%	0 / 0%
S	***	0 / 0%	0 / 0%	0 / 0%	0 / 0%	0 / 0%	0 / 0%	0 / 0%
-TC	\$145,297	0 / 0%	0 / 0%	0 / 0%	0 / 0%	0 / 0%	0 / 0%	0 / 0%
-I	0	0 / 0%	0 / 0%	0 / 0%	0 / 0%	0 / 0%	0 / 0%	0 / 0%
	\$470,186	\$54,124 / 8.79%	\$1,647 / 0.27%	\$5,184 / 0.84%	\$38,895 / 6.32%	\$822 / 0.13%	\$7,576 / 1.23%	0 / 0%

*** DOLLARS REPORTED BUT NOT SHOWN IN THESE COLUMNS. T=TREASURY, N=NON-TREASURY, S=SUBCONTRACTOR FUNDS & PROCUREMENT CARD HUB PURCHASES, TC=TERM CONTRACT, I= INTER GOVERNMENTAL



TEXAS HISTORICALLY UNDERUTILIZED BUSINESS (HUB) SEMI-ANNUAL REPORT RECEIVED FOR FISCAL YEAR 2025

SECTION VII - STATE AGENCY EXPENDITURE DATA

FUND TYPE	TOTAL EXPENDITURE	TOTAL SPENT WITH HUBS AMOUNT / %	BLACK AMOUNT / %	HISPANIC AMOUNT / %	WOMAN AMOUNT / %	ASIAN PACIFIC AMOUNT / %	NATIVE AMERICAN AMOUNT / %	SERVICE-DISABLED VETERAN AMOUNT / %
306 - TEXAS STATE LIBRARY & ARCHIVES COMM - Statewide Grand Total Expenditures								
T	\$7,149,472	\$232,022 / 3.25%	\$1,647 / 0.02%	\$5,184 / 0.07%	\$119,220 / 1.67%	\$96,815 / 1.35%	\$9,156 / 0.13%	0 / 0%
N	0	0 / 0%	0 / 0%	0 / 0%	0 / 0%	0 / 0%	0 / 0%	0 / 0%
S	***	\$24,061 / 0.44%	0 / 0%	0 / 0%	0 / 0%	\$24,061 / 0.44%	0 / 0%	0 / 0%
-TC	\$146,757	0 / 0%	0 / 0%	0 / 0%	0 / 0%	0 / 0%	0 / 0%	0 / 0%
-I	\$279,491	0 / 0%	0 / 0%	0 / 0%	0 / 0%	0 / 0%	0 / 0%	0 / 0%
	\$6,723,225	\$256,083 / 3.69%	\$1,647 / 0.02%	\$5,184 / 0.07%	\$119,220 / 1.67%	\$120,876 / 1.80%	\$9,156 / 0.13%	0 / 0%

*** DOLLARS REPORTED BUT NOT SHOWN IN THESE COLUMNS. T=TREASURY, N=NON-TREASURY, S=SUBCONTRACTOR FUNDS & PROCUREMENT CARD HUB PURCHASES, TC=TERM CONTRACT, I= INTER GOVERNMENTAL



TEXAS HISTORICALLY UNDERUTILIZED BUSINESS (HUB) SEMI-ANNUAL REPORT RECEIVED FOR FISCAL YEAR 2025

SECTION VII - STATE AGENCY EXPENDITURE DATA

FUND TYPE	TOTAL EXPENDITURE	TOTAL SPENT WITH HUBS AMOUNT / %	BLACK AMOUNT / %	HISPANIC AMOUNT / %	WOMAN AMOUNT / %	ASIAN PACIFIC AMOUNT / %	NATIVE AMERICAN AMOUNT / %	SERVICE-DISABLED VETERAN AMOUNT / %
-----------	-------------------	----------------------------------	------------------	---------------------	------------------	--------------------------	----------------------------	-------------------------------------

307 - SECRETARY OF STATE - HEAVY CONSTRUCTION UNADJUSTED GOAL IS 11.2%

T	0	0 / 0%	0 / 0%	0 / 0%	0 / 0%	0 / 0%	0 / 0%	0 / 0%
N	0	0 / 0%	0 / 0%	0 / 0%	0 / 0%	0 / 0%	0 / 0%	0 / 0%
S	***	0 / 0%	0 / 0%	0 / 0%	0 / 0%	0 / 0%	0 / 0%	0 / 0%
-TC	0	0 / 0%	0 / 0%	0 / 0%	0 / 0%	0 / 0%	0 / 0%	0 / 0%
-I	0	0 / 0%	0 / 0%	0 / 0%	0 / 0%	0 / 0%	0 / 0%	0 / 0%
	0	0 / 0%	0 / 0%	0 / 0%	0 / 0%	0 / 0%	0 / 0%	0 / 0%

307 - SECRETARY OF STATE - BUILDING CONSTRUCTION UNADJUSTED GOAL IS 21.1%

T	0	0 / 0%	0 / 0%	0 / 0%	0 / 0%	0 / 0%	0 / 0%	0 / 0%
N	0	0 / 0%	0 / 0%	0 / 0%	0 / 0%	0 / 0%	0 / 0%	0 / 0%
S	***	0 / 0%	0 / 0%	0 / 0%	0 / 0%	0 / 0%	0 / 0%	0 / 0%
-TC	0	0 / 0%	0 / 0%	0 / 0%	0 / 0%	0 / 0%	0 / 0%	0 / 0%
-I	0	0 / 0%	0 / 0%	0 / 0%	0 / 0%	0 / 0%	0 / 0%	0 / 0%
	0	0 / 0%	0 / 0%	0 / 0%	0 / 0%	0 / 0%	0 / 0%	0 / 0%

307 - SECRETARY OF STATE - SPECIAL TRADE UNADJUSTED GOAL IS 32.9%

T	0	0 / 0%	0 / 0%	0 / 0%	0 / 0%	0 / 0%	0 / 0%	0 / 0%
N	0	0 / 0%	0 / 0%	0 / 0%	0 / 0%	0 / 0%	0 / 0%	0 / 0%
S	***	0 / 0%	0 / 0%	0 / 0%	0 / 0%	0 / 0%	0 / 0%	0 / 0%
-TC	0	0 / 0%	0 / 0%	0 / 0%	0 / 0%	0 / 0%	0 / 0%	0 / 0%
-I	0	0 / 0%	0 / 0%	0 / 0%	0 / 0%	0 / 0%	0 / 0%	0 / 0%
	0	0 / 0%	0 / 0%	0 / 0%	0 / 0%	0 / 0%	0 / 0%	0 / 0%

*** DOLLARS REPORTED BUT NOT SHOWN IN THESE COLUMNS. T=TREASURY, N=NON-TREASURY, S=SUBCONTRACTOR FUNDS & PROCUREMENT CARD HUB PURCHASES, TC=TERM CONTRACT, I= INTER GOVERNMENTAL



TEXAS HISTORICALLY UNDERUTILIZED BUSINESS (HUB) SEMI-ANNUAL REPORT RECEIVED FOR FISCAL YEAR 2025

SECTION VII - STATE AGENCY EXPENDITURE DATA

FUND TYPE	TOTAL EXPENDITURE	TOTAL SPENT WITH HUBS AMOUNT / %	BLACK AMOUNT / %	HISPANIC AMOUNT / %	WOMAN AMOUNT / %	ASIAN PACIFIC AMOUNT / %	NATIVE AMERICAN AMOUNT / %	SERVICE- DISABLED VETERAN AMOUNT / %
-----------	-------------------	-------------------------------------	---------------------	------------------------	---------------------	--------------------------------	----------------------------------	---

307 - SECRETARY OF STATE - PROFESSIONAL SERVICES UNADJUSTED GOAL IS 23.7%

T	0	0 / 0%	0 / 0%	0 / 0%	0 / 0%	0 / 0%	0 / 0%	0 / 0%
N	0	0 / 0%	0 / 0%	0 / 0%	0 / 0%	0 / 0%	0 / 0%	0 / 0%
S	***	0 / 0%	0 / 0%	0 / 0%	0 / 0%	0 / 0%	0 / 0%	0 / 0%
-TC	0	0 / 0%	0 / 0%	0 / 0%	0 / 0%	0 / 0%	0 / 0%	0 / 0%
-I	0	0 / 0%	0 / 0%	0 / 0%	0 / 0%	0 / 0%	0 / 0%	0 / 0%
	0	0 / 0%	0 / 0%	0 / 0%	0 / 0%	0 / 0%	0 / 0%	0 / 0%

307 - SECRETARY OF STATE - OTHER SERVICES UNADJUSTED GOAL IS 26%

T	\$15,633,368	\$593,843 / 3.80%	\$9,641 / 0.06%	\$26,174 / 0.17%	\$388,310 / 2.48%	\$169,718 / 1.09%	0 / 0%	0 / 0%
N	0	0 / 0%	0 / 0%	0 / 0%	0 / 0%	0 / 0%	0 / 0%	0 / 0%
S	***	0 / 0%	0 / 0%	0 / 0%	0 / 0%	0 / 0%	0 / 0%	0 / 0%
-TC	\$17,949	\$225 / 1.25%	0 / 0%	0 / 0%	\$225 / 1.25%	0 / 0%	0 / 0%	0 / 0%
-I	0	0 / 0%	0 / 0%	0 / 0%	0 / 0%	0 / 0%	0 / 0%	0 / 0%
	\$15,615,419	\$593,619 / 5.05%	\$9,641 / 0.06%	\$26,174 / 0.17%	\$388,086 / 3.73%	\$169,718 / 1.09%	0 / 0%	0 / 0%

307 - SECRETARY OF STATE - COMMODITY PURCHASING UNADJUSTED GOAL IS 21.1%

T	\$747,722	\$130,181 / 17.41%	\$1,714 / 0.23%	\$41,223 / 5.51%	\$87,245 / 11.67%	0 / 0%	0 / 0%	0 / 0%
N	0	0 / 0%	0 / 0%	0 / 0%	0 / 0%	0 / 0%	0 / 0%	0 / 0%
S	***	0 / 0%	0 / 0%	0 / 0%	0 / 0%	0 / 0%	0 / 0%	0 / 0%
-TC	\$66,141	0 / 0%	0 / 0%	0 / 0%	0 / 0%	0 / 0%	0 / 0%	0 / 0%
-I	0	0 / 0%	0 / 0%	0 / 0%	0 / 0%	0 / 0%	0 / 0%	0 / 0%
	\$681,581	\$130,181 / 17.41%	\$1,714 / 0.23%	\$41,223 / 5.51%	\$87,245 / 11.67%	0 / 0%	0 / 0%	0 / 0%

*** DOLLARS REPORTED BUT NOT SHOWN IN THESE COLUMNS. T=TREASURY, N=NON-TREASURY, S=SUBCONTRACTOR FUNDS & PROCUREMENT CARD HUB PURCHASES, TC=TERM CONTRACT, I= INTER GOVERNMENT



TEXAS HISTORICALLY UNDERUTILIZED BUSINESS (HUB) SEMI-ANNUAL REPORT RECEIVED FOR FISCAL YEAR 2025

SECTION VII - STATE AGENCY EXPENDITURE DATA

FUND TYPE	TOTAL EXPENDITURE	TOTAL SPENT WITH HUBS AMOUNT / %	BLACK AMOUNT / %	HISPANIC AMOUNT / %	WOMAN AMOUNT / %	ASIAN PACIFIC AMOUNT / %	NATIVE AMERICAN AMOUNT / %	SERVICE-DISABLED VETERAN AMOUNT / %
307 - SECRETARY OF STATE - Statewide Grand Total Expenditures								
T	\$16,381,090	\$724,025 / 4.42%	\$11,355 / 0.07%	\$67,397 / 0.41%	\$475,555 / 2.90%	\$169,718 / 1.04%	0 / 0%	0 / 0%
N	0	0 / 0%	0 / 0%	0 / 0%	0 / 0%	0 / 0%	0 / 0%	0 / 0%
S	***	0 / 0%	0 / 0%	0 / 0%	0 / 0%	0 / 0%	0 / 0%	0 / 0%
-TC	\$84,090	\$225 / 0.27%	0 / 0%	0 / 0%	\$225 / 0.27%	0 / 0%	0 / 0%	0 / 0%
-I	0	0 / 0%	0 / 0%	0 / 0%	0 / 0%	0 / 0%	0 / 0%	0 / 0%
	\$16,297,000	\$723,800 / 4.69%	\$11,355 / 0.07%	\$67,397 / 0.41%	\$475,330 / 3.17%	\$169,718 / 1.04%	0 / 0%	0 / 0%

*** DOLLARS REPORTED BUT NOT SHOWN IN THESE COLUMNS. T=TREASURY, N=NON-TREASURY, S=SUBCONTRACTOR FUNDS & PROCUREMENT CARD HUB PURCHASES, TC=TERM CONTRACT, I= INTER GOVERNMENTAL



TEXAS HISTORICALLY UNDERUTILIZED BUSINESS (HUB) SEMI-ANNUAL REPORT RECEIVED FOR FISCAL YEAR 2025

SECTION VII - STATE AGENCY EXPENDITURE DATA

FUND TYPE	TOTAL EXPENDITURE	TOTAL SPENT WITH HUBS AMOUNT / %	BLACK AMOUNT / %	HISPANIC AMOUNT / %	WOMAN AMOUNT / %	ASIAN PACIFIC AMOUNT / %	NATIVE AMERICAN AMOUNT / %	SERVICE-DISABLED VETERAN AMOUNT / %
-----------	-------------------	----------------------------------	------------------	---------------------	------------------	--------------------------	----------------------------	-------------------------------------

308 - STATE AUDITOR'S OFFICE - HEAVY CONSTRUCTION UNADJUSTED GOAL IS 11.2%

T	0	0 / 0%	0 / 0%	0 / 0%	0 / 0%	0 / 0%	0 / 0%	0 / 0%
N	0	0 / 0%	0 / 0%	0 / 0%	0 / 0%	0 / 0%	0 / 0%	0 / 0%
S	***	0 / 0%	0 / 0%	0 / 0%	0 / 0%	0 / 0%	0 / 0%	0 / 0%
-TC	0	0 / 0%	0 / 0%	0 / 0%	0 / 0%	0 / 0%	0 / 0%	0 / 0%
-I	0	0 / 0%	0 / 0%	0 / 0%	0 / 0%	0 / 0%	0 / 0%	0 / 0%
	0	0 / 0%	0 / 0%	0 / 0%	0 / 0%	0 / 0%	0 / 0%	0 / 0%

308 - STATE AUDITOR'S OFFICE - BUILDING CONSTRUCTION UNADJUSTED GOAL IS 21.1%

T	0	0 / 0%	0 / 0%	0 / 0%	0 / 0%	0 / 0%	0 / 0%	0 / 0%
N	0	0 / 0%	0 / 0%	0 / 0%	0 / 0%	0 / 0%	0 / 0%	0 / 0%
S	***	0 / 0%	0 / 0%	0 / 0%	0 / 0%	0 / 0%	0 / 0%	0 / 0%
-TC	0	0 / 0%	0 / 0%	0 / 0%	0 / 0%	0 / 0%	0 / 0%	0 / 0%
-I	0	0 / 0%	0 / 0%	0 / 0%	0 / 0%	0 / 0%	0 / 0%	0 / 0%
	0	0 / 0%	0 / 0%	0 / 0%	0 / 0%	0 / 0%	0 / 0%	0 / 0%

308 - STATE AUDITOR'S OFFICE - SPECIAL TRADE UNADJUSTED GOAL IS 32.9%

T	\$244,656	0 / 0%	0 / 0%	0 / 0%	0 / 0%	0 / 0%	0 / 0%	0 / 0%
N	0	0 / 0%	0 / 0%	0 / 0%	0 / 0%	0 / 0%	0 / 0%	0 / 0%
S	***	0 / 0%	0 / 0%	0 / 0%	0 / 0%	0 / 0%	0 / 0%	0 / 0%
-TC	0	0 / 0%	0 / 0%	0 / 0%	0 / 0%	0 / 0%	0 / 0%	0 / 0%
-I	0	0 / 0%	0 / 0%	0 / 0%	0 / 0%	0 / 0%	0 / 0%	0 / 0%
	\$244,656	0 / 0%	0 / 0%	0 / 0%	0 / 0%	0 / 0%	0 / 0%	0 / 0%

*** DOLLARS REPORTED BUT NOT SHOWN IN THESE COLUMNS. T=TREASURY, N=NON-TREASURY, S=SUBCONTRACTOR FUNDS & PROCUREMENT CARD HUB PURCHASES, TC=TERM CONTRACT, I= INTER GOVERNMENTAL



TEXAS HISTORICALLY UNDERUTILIZED BUSINESS (HUB) SEMI-ANNUAL REPORT RECEIVED FOR FISCAL YEAR 2025

SECTION VII - STATE AGENCY EXPENDITURE DATA

FUND TYPE	TOTAL EXPENDITURE	TOTAL SPENT WITH HUBS AMOUNT / %	BLACK AMOUNT / %	HISPANIC AMOUNT / %	WOMAN AMOUNT / %	ASIAN PACIFIC AMOUNT / %	NATIVE AMERICAN AMOUNT / %	SERVICE-DISABLED VETERAN AMOUNT / %
-----------	-------------------	----------------------------------	------------------	---------------------	------------------	--------------------------	----------------------------	-------------------------------------

308 - STATE AUDITOR'S OFFICE - PROFESSIONAL SERVICES UNADJUSTED GOAL IS 23.7%

T	\$1,753,367	0 / 0%	0 / 0%	0 / 0%	0 / 0%	0 / 0%	0 / 0%	0 / 0%
N	0	0 / 0%	0 / 0%	0 / 0%	0 / 0%	0 / 0%	0 / 0%	0 / 0%
S	***	\$132,330 / 7.55%	\$11,990 / 0.68%	\$120,340 / 6.86%	0 / 0%	0 / 0%	0 / 0%	0 / 0%
-TC	0	0 / 0%	0 / 0%	0 / 0%	0 / 0%	0 / 0%	0 / 0%	0 / 0%
-I	0	0 / 0%	0 / 0%	0 / 0%	0 / 0%	0 / 0%	0 / 0%	0 / 0%
	\$1,753,367	\$132,330 / 7.55%	\$11,990 / 0.68%	\$120,340 / 6.86%	0 / 0%	0 / 0%	0 / 0%	0 / 0%

308 - STATE AUDITOR'S OFFICE - OTHER SERVICES UNADJUSTED GOAL IS 26%

T	\$586,335	\$16,081 / 2.74%	0 / 0%	\$9,691 / 1.65%	\$6,390 / 1.09%	0 / 0%	0 / 0%	0 / 0%
N	0	0 / 0%	0 / 0%	0 / 0%	0 / 0%	0 / 0%	0 / 0%	0 / 0%
S	***	0 / 0%	0 / 0%	0 / 0%	0 / 0%	0 / 0%	0 / 0%	0 / 0%
-TC	\$1	0 / 0%	0 / 0%	0 / 0%	0 / 0%	0 / 0%	0 / 0%	0 / 0%
-I	0	0 / 0%	0 / 0%	0 / 0%	0 / 0%	0 / 0%	0 / 0%	0 / 0%
	\$586,334	\$16,081 / 2.74%	0 / 0%	\$9,691 / 1.65%	\$6,390 / 1.09%	0 / 0%	0 / 0%	0 / 0%

308 - STATE AUDITOR'S OFFICE - COMMODITY PURCHASING UNADJUSTED GOAL IS 21.1%

T	\$1,972,394	\$946 / 0.05%	0 / 0%	0 / 0%	\$946 / 0.05%	0 / 0%	0 / 0%	0 / 0%
N	0	0 / 0%	0 / 0%	0 / 0%	0 / 0%	0 / 0%	0 / 0%	0 / 0%
S	***	0 / 0%	0 / 0%	0 / 0%	0 / 0%	0 / 0%	0 / 0%	0 / 0%
-TC	0	0 / 0%	0 / 0%	0 / 0%	0 / 0%	0 / 0%	0 / 0%	0 / 0%
-I	0	0 / 0%	0 / 0%	0 / 0%	0 / 0%	0 / 0%	0 / 0%	0 / 0%
	\$1,972,394	\$946 / 0.05%	0 / 0%	0 / 0%	\$946 / 0.05%	0 / 0%	0 / 0%	0 / 0%

*** DOLLARS REPORTED BUT NOT SHOWN IN THESE COLUMNS. T=TREASURY, N=NON-TREASURY, S=SUBCONTRACTOR FUNDS & PROCUREMENT CARD HUB PURCHASES, TC=TERM CONTRACT, I= INTER GOVERNMENTAL



TEXAS HISTORICALLY UNDERUTILIZED BUSINESS (HUB) SEMI-ANNUAL REPORT RECEIVED FOR FISCAL YEAR 2025

SECTION VII - STATE AGENCY EXPENDITURE DATA

FUND TYPE	TOTAL EXPENDITURE	TOTAL SPENT WITH HUBS AMOUNT / %	BLACK AMOUNT / %	HISPANIC AMOUNT / %	WOMAN AMOUNT / %	ASIAN PACIFIC AMOUNT / %	NATIVE AMERICAN AMOUNT / %	SERVICE-DISABLED VETERAN AMOUNT / %
308 - STATE AUDITOR'S OFFICE - Statewide Grand Total Expenditures								
T	\$4,556,752	\$17,027 / 0.37%	0 / 0%	\$9,691 / 0.21%	\$7,336 / 0.16%	0 / 0%	0 / 0%	0 / 0%
N	0	0 / 0%	0 / 0%	0 / 0%	0 / 0%	0 / 0%	0 / 0%	0 / 0%
S	***	\$132,330 / 7.55%	\$11,990 / 0.68%	\$120,340 / 6.86%	0 / 0%	0 / 0%	0 / 0%	0 / 0%
-TC	\$1	0 / 0%	0 / 0%	0 / 0%	0 / 0%	0 / 0%	0 / 0%	0 / 0%
-I	0	0 / 0%	0 / 0%	0 / 0%	0 / 0%	0 / 0%	0 / 0%	0 / 0%
	\$4,556,752	\$149,357 / 7.92%	\$11,990 / 0.68%	\$130,031 / 7.08%	\$7,336 / 0.16%	0 / 0%	0 / 0%	0 / 0%

*** DOLLARS REPORTED BUT NOT SHOWN IN THESE COLUMNS. T=TREASURY, N=NON-TREASURY, S=SUBCONTRACTOR FUNDS & PROCUREMENT CARD HUB PURCHASES, TC=TERM CONTRACT, I= INTER GOVERNMENTAL



TEXAS HISTORICALLY UNDERUTILIZED BUSINESS (HUB) SEMI-ANNUAL REPORT RECEIVED FOR FISCAL YEAR 2025

SECTION VII - STATE AGENCY EXPENDITURE DATA

FUND TYPE	TOTAL EXPENDITURE	TOTAL SPENT WITH HUBS AMOUNT / %	BLACK AMOUNT / %	HISPANIC AMOUNT / %	WOMAN AMOUNT / %	ASIAN PACIFIC AMOUNT / %	NATIVE AMERICAN AMOUNT / %	SERVICE-DISABLED VETERAN AMOUNT / %
-----------	-------------------	----------------------------------	------------------	---------------------	------------------	--------------------------	----------------------------	-------------------------------------

312 - STATE SECURITIES BOARD - HEAVY CONSTRUCTION UNADJUSTED GOAL IS 11.2%

T	0	0 / 0%	0 / 0%	0 / 0%	0 / 0%	0 / 0%	0 / 0%	0 / 0%
N	0	0 / 0%	0 / 0%	0 / 0%	0 / 0%	0 / 0%	0 / 0%	0 / 0%
S	***	0 / 0%	0 / 0%	0 / 0%	0 / 0%	0 / 0%	0 / 0%	0 / 0%
-TC	0	0 / 0%	0 / 0%	0 / 0%	0 / 0%	0 / 0%	0 / 0%	0 / 0%
-I	0	0 / 0%	0 / 0%	0 / 0%	0 / 0%	0 / 0%	0 / 0%	0 / 0%
	0	0 / 0%	0 / 0%	0 / 0%	0 / 0%	0 / 0%	0 / 0%	0 / 0%

312 - STATE SECURITIES BOARD - BUILDING CONSTRUCTION UNADJUSTED GOAL IS 21.1%

T	0	0 / 0%	0 / 0%	0 / 0%	0 / 0%	0 / 0%	0 / 0%	0 / 0%
N	0	0 / 0%	0 / 0%	0 / 0%	0 / 0%	0 / 0%	0 / 0%	0 / 0%
S	***	0 / 0%	0 / 0%	0 / 0%	0 / 0%	0 / 0%	0 / 0%	0 / 0%
-TC	0	0 / 0%	0 / 0%	0 / 0%	0 / 0%	0 / 0%	0 / 0%	0 / 0%
-I	0	0 / 0%	0 / 0%	0 / 0%	0 / 0%	0 / 0%	0 / 0%	0 / 0%
	0	0 / 0%	0 / 0%	0 / 0%	0 / 0%	0 / 0%	0 / 0%	0 / 0%

312 - STATE SECURITIES BOARD - SPECIAL TRADE UNADJUSTED GOAL IS 32.9%

T	0	0 / 0%	0 / 0%	0 / 0%	0 / 0%	0 / 0%	0 / 0%	0 / 0%
N	0	0 / 0%	0 / 0%	0 / 0%	0 / 0%	0 / 0%	0 / 0%	0 / 0%
S	***	0 / 0%	0 / 0%	0 / 0%	0 / 0%	0 / 0%	0 / 0%	0 / 0%
-TC	0	0 / 0%	0 / 0%	0 / 0%	0 / 0%	0 / 0%	0 / 0%	0 / 0%
-I	0	0 / 0%	0 / 0%	0 / 0%	0 / 0%	0 / 0%	0 / 0%	0 / 0%
	0	0 / 0%	0 / 0%	0 / 0%	0 / 0%	0 / 0%	0 / 0%	0 / 0%

*** DOLLARS REPORTED BUT NOT SHOWN IN THESE COLUMNS. T=TREASURY, N=NON-TREASURY, S=SUBCONTRACTOR FUNDS & PROCUREMENT CARD HUB PURCHASES, TC=TERM CONTRACT, I= INTER GOVERNMENTAL



TEXAS HISTORICALLY UNDERUTILIZED BUSINESS (HUB) SEMI-ANNUAL REPORT RECEIVED FOR FISCAL YEAR 2025

SECTION VII - STATE AGENCY EXPENDITURE DATA

FUND TYPE	TOTAL EXPENDITURE	TOTAL SPENT WITH HUBS AMOUNT / %	BLACK AMOUNT / %	HISPANIC AMOUNT / %	WOMAN AMOUNT / %	ASIAN PACIFIC AMOUNT / %	NATIVE AMERICAN AMOUNT / %	SERVICE- DISABLED VETERAN AMOUNT / %
-----------	-------------------	-------------------------------------	---------------------	------------------------	---------------------	--------------------------------	----------------------------------	---

312 - STATE SECURITIES BOARD - PROFESSIONAL SERVICES UNADJUSTED GOAL IS 23.7%

T	0	0 / 0%	0 / 0%	0 / 0%	0 / 0%	0 / 0%	0 / 0%	0 / 0%
N	0	0 / 0%	0 / 0%	0 / 0%	0 / 0%	0 / 0%	0 / 0%	0 / 0%
S	***	0 / 0%	0 / 0%	0 / 0%	0 / 0%	0 / 0%	0 / 0%	0 / 0%
-TC	0	0 / 0%	0 / 0%	0 / 0%	0 / 0%	0 / 0%	0 / 0%	0 / 0%
-I	0	0 / 0%	0 / 0%	0 / 0%	0 / 0%	0 / 0%	0 / 0%	0 / 0%
	0	0 / 0%	0 / 0%	0 / 0%	0 / 0%	0 / 0%	0 / 0%	0 / 0%

312 - STATE SECURITIES BOARD - OTHER SERVICES UNADJUSTED GOAL IS 26%

T	\$103,630	\$2,565 / 2.48%	0 / 0%	0 / 0%	\$715 / 0.69%	\$1,850 / 1.79%	0 / 0%	0 / 0%
N	0	0 / 0%	0 / 0%	0 / 0%	0 / 0%	0 / 0%	0 / 0%	0 / 0%
S	***	0 / 0%	0 / 0%	0 / 0%	0 / 0%	0 / 0%	0 / 0%	0 / 0%
-TC	\$1,434	\$315 / 21.97%	0 / 0%	0 / 0%	\$315 / 21.97%	0 / 0%	0 / 0%	0 / 0%
-I	0	0 / 0%	0 / 0%	0 / 0%	0 / 0%	0 / 0%	0 / 0%	0 / 0%
	\$102,196	\$2,250 / 24.45%	0 / 0%	0 / 0%	\$400 / 22.66%	\$1,850 / 1.79%	0 / 0%	0 / 0%

312 - STATE SECURITIES BOARD - COMMODITY PURCHASING UNADJUSTED GOAL IS 21.1%

T	\$102,561	\$33,694 / 32.85%	0 / 0%	0 / 0%	\$28,548 / 27.83%	\$39 / 0.04%	0 / 0%	\$5,107 / 4.98%
N	0	0 / 0%	0 / 0%	0 / 0%	0 / 0%	0 / 0%	0 / 0%	0 / 0%
S	***	0 / 0%	0 / 0%	0 / 0%	0 / 0%	0 / 0%	0 / 0%	0 / 0%
-TC	\$1,508	0 / 0%	0 / 0%	0 / 0%	0 / 0%	0 / 0%	0 / 0%	0 / 0%
-I	0	0 / 0%	0 / 0%	0 / 0%	0 / 0%	0 / 0%	0 / 0%	0 / 0%
	\$101,053	\$33,694 / 32.85%	0 / 0%	0 / 0%	\$28,548 / 27.83%	\$39 / 0.04%	0 / 0%	\$5,107 / 4.98%

*** DOLLARS REPORTED BUT NOT SHOWN IN THESE COLUMNS. T=TREASURY, N=NON-TREASURY, S=SUBCONTRACTOR FUNDS & PROCUREMENT CARD HUB PURCHASES, TC=TERM CONTRACT, I= INTER GOVERNMENT



TEXAS HISTORICALLY UNDERUTILIZED BUSINESS (HUB) SEMI-ANNUAL REPORT RECEIVED FOR FISCAL YEAR 2025

SECTION VII - STATE AGENCY EXPENDITURE DATA

FUND TYPE	TOTAL EXPENDITURE	TOTAL SPENT WITH HUBS AMOUNT / %	BLACK AMOUNT / %	HISPANIC AMOUNT / %	WOMAN AMOUNT / %	ASIAN PACIFIC AMOUNT / %	NATIVE AMERICAN AMOUNT / %	SERVICE-DISABLED VETERAN AMOUNT / %
312 - STATE SECURITIES BOARD - Statewide Grand Total Expenditures								
T	\$206,191	\$36,259 / 17.59%	0 / 0%	0 / 0%	\$29,263 / 14.19%	\$1,889 / 0.92%	0 / 0%	\$5,107 / 2.48%
N	0	0 / 0%	0 / 0%	0 / 0%	0 / 0%	0 / 0%	0 / 0%	0 / 0%
S	***	0 / 0%	0 / 0%	0 / 0%	0 / 0%	0 / 0%	0 / 0%	0 / 0%
-TC	\$2,941	\$315 / 10.71%	0 / 0%	0 / 0%	\$315 / 10.71%	0 / 0%	0 / 0%	0 / 0%
-I	0	0 / 0%	0 / 0%	0 / 0%	0 / 0%	0 / 0%	0 / 0%	0 / 0%
	\$203,250	\$35,944 / 28.30%	0 / 0%	0 / 0%	\$28,948 / 24.90%	\$1,889 / 0.92%	0 / 0%	\$5,107 / 2.48%

*** DOLLARS REPORTED BUT NOT SHOWN IN THESE COLUMNS. T=TREASURY, N=NON-TREASURY, S=SUBCONTRACTOR FUNDS & PROCUREMENT CARD HUB PURCHASES, TC=TERM CONTRACT, I= INTER GOVERNMENTAL



TEXAS HISTORICALLY UNDERUTILIZED BUSINESS (HUB) SEMI-ANNUAL REPORT RECEIVED FOR FISCAL YEAR 2025

SECTION VII - STATE AGENCY EXPENDITURE DATA

FUND TYPE	TOTAL EXPENDITURE	TOTAL SPENT WITH HUBS AMOUNT / %	BLACK AMOUNT / %	HISPANIC AMOUNT / %	WOMAN AMOUNT / %	ASIAN PACIFIC AMOUNT / %	NATIVE AMERICAN AMOUNT / %	SERVICE-DISABLED VETERAN AMOUNT / %
-----------	-------------------	----------------------------------	------------------	---------------------	------------------	--------------------------	----------------------------	-------------------------------------

313 - DEPARTMENT OF INFORMATION RESOURCES - HEAVY CONSTRUCTION UNADJUSTED GOAL IS 11.2%

T	0	0 / 0%	0 / 0%	0 / 0%	0 / 0%	0 / 0%	0 / 0%	0 / 0%
N	0	0 / 0%	0 / 0%	0 / 0%	0 / 0%	0 / 0%	0 / 0%	0 / 0%
S	***	0 / 0%	0 / 0%	0 / 0%	0 / 0%	0 / 0%	0 / 0%	0 / 0%
-TC	0	0 / 0%	0 / 0%	0 / 0%	0 / 0%	0 / 0%	0 / 0%	0 / 0%
-I	0	0 / 0%	0 / 0%	0 / 0%	0 / 0%	0 / 0%	0 / 0%	0 / 0%
	0	0 / 0%	0 / 0%	0 / 0%	0 / 0%	0 / 0%	0 / 0%	0 / 0%

313 - DEPARTMENT OF INFORMATION RESOURCES - BUILDING CONSTRUCTION UNADJUSTED GOAL IS 21.1%

T	0	0 / 0%	0 / 0%	0 / 0%	0 / 0%	0 / 0%	0 / 0%	0 / 0%
N	0	0 / 0%	0 / 0%	0 / 0%	0 / 0%	0 / 0%	0 / 0%	0 / 0%
S	***	0 / 0%	0 / 0%	0 / 0%	0 / 0%	0 / 0%	0 / 0%	0 / 0%
-TC	0	0 / 0%	0 / 0%	0 / 0%	0 / 0%	0 / 0%	0 / 0%	0 / 0%
-I	0	0 / 0%	0 / 0%	0 / 0%	0 / 0%	0 / 0%	0 / 0%	0 / 0%
	0	0 / 0%	0 / 0%	0 / 0%	0 / 0%	0 / 0%	0 / 0%	0 / 0%

313 - DEPARTMENT OF INFORMATION RESOURCES - SPECIAL TRADE UNADJUSTED GOAL IS 32.9%

T	\$27,298	\$27,298 / 100.00%	0 / 0%	0 / 0%	\$27,298 / 100.00%	0 / 0%	0 / 0%	0 / 0%
N	0	0 / 0%	0 / 0%	0 / 0%	0 / 0%	0 / 0%	0 / 0%	0 / 0%
S	***	0 / 0%	0 / 0%	0 / 0%	0 / 0%	0 / 0%	0 / 0%	0 / 0%
-TC	0	0 / 0%	0 / 0%	0 / 0%	0 / 0%	0 / 0%	0 / 0%	0 / 0%
-I	0	0 / 0%	0 / 0%	0 / 0%	0 / 0%	0 / 0%	0 / 0%	0 / 0%
	\$27,298	\$27,298 / 100.00%	0 / 0%	0 / 0%	\$27,298 / 100.00%	0 / 0%	0 / 0%	0 / 0%

*** DOLLARS REPORTED BUT NOT SHOWN IN THESE COLUMNS. T=TREASURY, N=NON-TREASURY, S=SUBCONTRACTOR FUNDS & PROCUREMENT CARD HUB PURCHASES, TC=TERM CONTRACT, I= INTER GOVERNMENTAL



TEXAS HISTORICALLY UNDERUTILIZED BUSINESS (HUB) SEMI-ANNUAL REPORT RECEIVED FOR FISCAL YEAR 2025

SECTION VII - STATE AGENCY EXPENDITURE DATA

FUND TYPE	TOTAL EXPENDITURE	TOTAL SPENT WITH HUBS AMOUNT / %	BLACK AMOUNT / %	HISPANIC AMOUNT / %	WOMAN AMOUNT / %	ASIAN PACIFIC AMOUNT / %	NATIVE AMERICAN AMOUNT / %	SERVICE-DISABLED VETERAN AMOUNT / %
-----------	-------------------	----------------------------------	------------------	---------------------	------------------	--------------------------	----------------------------	-------------------------------------

313 - DEPARTMENT OF INFORMATION RESOURCES - PROFESSIONAL SERVICES UNADJUSTED GOAL IS 23.7%

T	0	0 / 0%	0 / 0%	0 / 0%	0 / 0%	0 / 0%	0 / 0%	0 / 0%
N	0	0 / 0%	0 / 0%	0 / 0%	0 / 0%	0 / 0%	0 / 0%	0 / 0%
S	***	0 / 0%	0 / 0%	0 / 0%	0 / 0%	0 / 0%	0 / 0%	0 / 0%
-TC	0	0 / 0%	0 / 0%	0 / 0%	0 / 0%	0 / 0%	0 / 0%	0 / 0%
-I	0	0 / 0%	0 / 0%	0 / 0%	0 / 0%	0 / 0%	0 / 0%	0 / 0%
	0	0 / 0%	0 / 0%	0 / 0%	0 / 0%	0 / 0%	0 / 0%	0 / 0%

313 - DEPARTMENT OF INFORMATION RESOURCES - OTHER SERVICES UNADJUSTED GOAL IS 26%

T	\$14,946,369	\$1,613,778 / 10.80%	0 / 0%	\$96,603 / 0.65%	\$344,710 / 2.31%	\$1,172,464 / 7.84%	0 / 0%	0 / 0%
N	0	0 / 0%	0 / 0%	0 / 0%	0 / 0%	0 / 0%	0 / 0%	0 / 0%
S	***	0 / 0%	0 / 0%	0 / 0%	0 / 0%	0 / 0%	0 / 0%	0 / 0%
-TC	\$3,995	0 / 0%	0 / 0%	0 / 0%	0 / 0%	0 / 0%	0 / 0%	0 / 0%
-I	\$489,541	0 / 0%	0 / 0%	0 / 0%	0 / 0%	0 / 0%	0 / 0%	0 / 0%
	\$14,452,833	\$1,613,778 / 10.80%	0 / 0%	\$96,603 / 0.65%	\$344,710 / 2.31%	\$1,172,464 / 7.84%	0 / 0%	0 / 0%

313 - DEPARTMENT OF INFORMATION RESOURCES - COMMODITY PURCHASING UNADJUSTED GOAL IS 21.1%

T	\$4,361,885	\$734,232 / 16.83%	\$63,022 / 1.44%	\$321,796 / 7.38%	\$84,704 / 1.94%	\$264,710 / 6.07%	0 / 0%	0 / 0%
N	0	0 / 0%	0 / 0%	0 / 0%	0 / 0%	0 / 0%	0 / 0%	0 / 0%
S	***	0 / 0%	0 / 0%	0 / 0%	0 / 0%	0 / 0%	0 / 0%	0 / 0%
-TC	\$201,363	0 / 0%	0 / 0%	0 / 0%	0 / 0%	0 / 0%	0 / 0%	0 / 0%
-I	0	0 / 0%	0 / 0%	0 / 0%	0 / 0%	0 / 0%	0 / 0%	0 / 0%
	\$4,160,522	\$734,232 / 16.83%	\$63,022 / 1.44%	\$321,796 / 7.38%	\$84,704 / 1.94%	\$264,710 / 6.07%	0 / 0%	0 / 0%

*** DOLLARS REPORTED BUT NOT SHOWN IN THESE COLUMNS. T=TREASURY, N=NON-TREASURY, S=SUBCONTRACTOR FUNDS & PROCUREMENT CARD HUB PURCHASES, TC=TERM CONTRACT, I= INTER GOVERNMENTAL



TEXAS HISTORICALLY UNDERUTILIZED BUSINESS (HUB) SEMI-ANNUAL REPORT RECEIVED FOR FISCAL YEAR 2025

SECTION VII - STATE AGENCY EXPENDITURE DATA

FUND TYPE	TOTAL EXPENDITURE	TOTAL SPENT WITH HUBS AMOUNT / %	BLACK AMOUNT / %	HISPANIC AMOUNT / %	WOMAN AMOUNT / %	ASIAN PACIFIC AMOUNT / %	NATIVE AMERICAN AMOUNT / %	SERVICE-DISABLED VETERAN AMOUNT / %
313 - DEPARTMENT OF INFORMATION RESOURCES - Statewide Grand Total Expenditures								
T	\$19,335,552	\$2,375,308 / 12.28%	\$63,022 / 0.33%	\$418,399 / 2.16%	\$456,712 / 2.36%	\$1,437,174 / 7.43%	0 / 0%	0 / 0%
N	0	0 / 0%	0 / 0%	0 / 0%	0 / 0%	0 / 0%	0 / 0%	0 / 0%
S	***	0 / 0%	0 / 0%	0 / 0%	0 / 0%	0 / 0%	0 / 0%	0 / 0%
-TC	\$205,359	0 / 0%	0 / 0%	0 / 0%	0 / 0%	0 / 0%	0 / 0%	0 / 0%
-I	\$489,541	0 / 0%	0 / 0%	0 / 0%	0 / 0%	0 / 0%	0 / 0%	0 / 0%
	\$18,640,652	\$2,375,308 / 12.28%	\$63,022 / 0.33%	\$418,399 / 2.16%	\$456,712 / 2.36%	\$1,437,174 / 7.43%	0 / 0%	0 / 0%

*** DOLLARS REPORTED BUT NOT SHOWN IN THESE COLUMNS. T=TREASURY, N=NON-TREASURY, S=SUBCONTRACTOR FUNDS & PROCUREMENT CARD HUB PURCHASES, TC=TERM CONTRACT, I= INTER GOVERNMENTAL



TEXAS HISTORICALLY UNDERUTILIZED BUSINESS (HUB) SEMI-ANNUAL REPORT RECEIVED FOR FISCAL YEAR 2025

SECTION VII - STATE AGENCY EXPENDITURE DATA

FUND TYPE	TOTAL EXPENDITURE	TOTAL SPENT WITH HUBS AMOUNT / %	BLACK AMOUNT / %	HISPANIC AMOUNT / %	WOMAN AMOUNT / %	ASIAN PACIFIC AMOUNT / %	NATIVE AMERICAN AMOUNT / %	SERVICE-DISABLED VETERAN AMOUNT / %
#MULTIVALUE								
T	0	0 / 0%	0 / 0%	0 / 0%	0 / 0%	0 / 0%	0 / 0%	0 / 0%
N	0	0 / 0%	0 / 0%	0 / 0%	0 / 0%	0 / 0%	0 / 0%	0 / 0%
S	***	0 / 0%	0 / 0%	0 / 0%	0 / 0%	0 / 0%	0 / 0%	0 / 0%
-TC	0	0 / 0%	0 / 0%	0 / 0%	0 / 0%	0 / 0%	0 / 0%	0 / 0%
-I	0	0 / 0%	0 / 0%	0 / 0%	0 / 0%	0 / 0%	0 / 0%	0 / 0%
	0	0 / 0%	0 / 0%	0 / 0%	0 / 0%	0 / 0%	0 / 0%	0 / 0%
#MULTIVALUE								
T	0	0 / 0%	0 / 0%	0 / 0%	0 / 0%	0 / 0%	0 / 0%	0 / 0%
N	0	0 / 0%	0 / 0%	0 / 0%	0 / 0%	0 / 0%	0 / 0%	0 / 0%
S	***	0 / 0%	0 / 0%	0 / 0%	0 / 0%	0 / 0%	0 / 0%	0 / 0%
-TC	0	0 / 0%	0 / 0%	0 / 0%	0 / 0%	0 / 0%	0 / 0%	0 / 0%
-I	0	0 / 0%	0 / 0%	0 / 0%	0 / 0%	0 / 0%	0 / 0%	0 / 0%
	0	0 / 0%	0 / 0%	0 / 0%	0 / 0%	0 / 0%	0 / 0%	0 / 0%
#MULTIVALUE								
T	0	0 / 0%	0 / 0%	0 / 0%	0 / 0%	0 / 0%	0 / 0%	0 / 0%
N	0	0 / 0%	0 / 0%	0 / 0%	0 / 0%	0 / 0%	0 / 0%	0 / 0%
S	***	0 / 0%	0 / 0%	0 / 0%	0 / 0%	0 / 0%	0 / 0%	0 / 0%
-TC	0	0 / 0%	0 / 0%	0 / 0%	0 / 0%	0 / 0%	0 / 0%	0 / 0%
-I	0	0 / 0%	0 / 0%	0 / 0%	0 / 0%	0 / 0%	0 / 0%	0 / 0%
	0	0 / 0%	0 / 0%	0 / 0%	0 / 0%	0 / 0%	0 / 0%	0 / 0%

*** DOLLARS REPORTED BUT NOT SHOWN IN THESE COLUMNS. T=TREASURY, N=NON-TREASURY, S=SUBCONTRACTOR FUNDS & PROCUREMENT CARD HUB PURCHASES, TC=TERM CONTRACT, I= INTER GOVERNMENTAL



TEXAS HISTORICALLY UNDERUTILIZED BUSINESS (HUB) SEMI-ANNUAL REPORT RECEIVED FOR FISCAL YEAR 2025

SECTION VII - STATE AGENCY EXPENDITURE DATA

FUND TYPE	TOTAL EXPENDITURE	TOTAL SPENT WITH HUBS AMOUNT / %	BLACK AMOUNT / %	HISPANIC AMOUNT / %	WOMAN AMOUNT / %	ASIAN PACIFIC AMOUNT / %	NATIVE AMERICAN AMOUNT / %	SERVICE-DISABLED VETERAN AMOUNT / %
#MULTIVALUE								
T	\$230,450	0 / 0%	0 / 0%	0 / 0%	0 / 0%	0 / 0%	0 / 0%	0 / 0%
N	0	0 / 0%	0 / 0%	0 / 0%	0 / 0%	0 / 0%	0 / 0%	0 / 0%
S	***	0 / 0%	0 / 0%	0 / 0%	0 / 0%	0 / 0%	0 / 0%	0 / 0%
-TC	0	0 / 0%	0 / 0%	0 / 0%	0 / 0%	0 / 0%	0 / 0%	0 / 0%
-I	0	0 / 0%	0 / 0%	0 / 0%	0 / 0%	0 / 0%	0 / 0%	0 / 0%
	\$230,450	0 / 0%	0 / 0%	0 / 0%	0 / 0%	0 / 0%	0 / 0%	0 / 0%
#MULTIVALUE								
T	\$342,985	\$123,833 / 36.10%	0 / 0%	\$24 / 0.01%	0 / 0%	\$123,809 / 36.10%	0 / 0%	0 / 0%
N	0	0 / 0%	0 / 0%	0 / 0%	0 / 0%	0 / 0%	0 / 0%	0 / 0%
S	***	0 / 0%	0 / 0%	0 / 0%	0 / 0%	0 / 0%	0 / 0%	0 / 0%
-TC	\$47	0 / 0%	0 / 0%	0 / 0%	0 / 0%	0 / 0%	0 / 0%	0 / 0%
-I	0	0 / 0%	0 / 0%	0 / 0%	0 / 0%	0 / 0%	0 / 0%	0 / 0%
	\$342,938	\$123,833 / 36.10%	0 / 0%	\$24 / 0.01%	0 / 0%	\$123,809 / 36.10%	0 / 0%	0 / 0%
#MULTIVALUE								
T	\$11,608	0 / 0%	0 / 0%	0 / 0%	0 / 0%	0 / 0%	0 / 0%	0 / 0%
N	0	0 / 0%	0 / 0%	0 / 0%	0 / 0%	0 / 0%	0 / 0%	0 / 0%
S	***	0 / 0%	0 / 0%	0 / 0%	0 / 0%	0 / 0%	0 / 0%	0 / 0%
-TC	0	0 / 0%	0 / 0%	0 / 0%	0 / 0%	0 / 0%	0 / 0%	0 / 0%
-I	0	0 / 0%	0 / 0%	0 / 0%	0 / 0%	0 / 0%	0 / 0%	0 / 0%
	\$11,608	0 / 0%	0 / 0%	0 / 0%	0 / 0%	0 / 0%	0 / 0%	0 / 0%

*** DOLLARS REPORTED BUT NOT SHOWN IN THESE COLUMNS. T=TREASURY, N=NON-TREASURY, S=SUBCONTRACTOR FUNDS & PROCUREMENT CARD HUB PURCHASES, TC=TERM CONTRACT, I= INTER GOVERNMENTAL



TEXAS HISTORICALLY UNDERUTILIZED BUSINESS (HUB) SEMI-ANNUAL REPORT RECEIVED FOR FISCAL YEAR 2025

SECTION VII - STATE AGENCY EXPENDITURE DATA

FUND TYPE	TOTAL EXPENDITURE	TOTAL SPENT WITH HUBS AMOUNT / %	BLACK AMOUNT / %	HISPANIC AMOUNT / %	WOMAN AMOUNT / %	ASIAN PACIFIC AMOUNT / %	NATIVE AMERICAN AMOUNT / %	SERVICE-DISABLED VETERAN AMOUNT / %
#MULTIVALUE								
T	\$585,042	\$123,833 / 21.17%	0 / 0%	\$24 / 0.00%	0 / 0%	\$123,809 / 21.16%	0 / 0%	0 / 0%
N	0	0 / 0%	0 / 0%	0 / 0%	0 / 0%	0 / 0%	0 / 0%	0 / 0%
S	***	0 / 0%	0 / 0%	0 / 0%	0 / 0%	0 / 0%	0 / 0%	0 / 0%
-TC	\$47	0 / 0%	0 / 0%	0 / 0%	0 / 0%	0 / 0%	0 / 0%	0 / 0%
-I	0	0 / 0%	0 / 0%	0 / 0%	0 / 0%	0 / 0%	0 / 0%	0 / 0%
	\$584,996	\$123,833 / 21.17%	0 / 0%	\$24 / 0.00%	0 / 0%	\$123,809 / 21.16%	0 / 0%	0 / 0%

*** DOLLARS REPORTED BUT NOT SHOWN IN THESE COLUMNS. T=TREASURY, N=NON-TREASURY, S=SUBCONTRACTOR FUNDS & PROCUREMENT CARD HUB PURCHASES, TC=TERM CONTRACT, I= INTER GOVERNMENTAL



TEXAS HISTORICALLY UNDERUTILIZED BUSINESS (HUB) SEMI-ANNUAL REPORT RECEIVED FOR FISCAL YEAR 2025

SECTION VII - STATE AGENCY EXPENDITURE DATA

FUND TYPE	TOTAL EXPENDITURE	TOTAL SPENT WITH HUBS AMOUNT / %	BLACK AMOUNT / %	HISPANIC AMOUNT / %	WOMAN AMOUNT / %	ASIAN PACIFIC AMOUNT / %	NATIVE AMERICAN AMOUNT / %	SERVICE-DISABLED VETERAN AMOUNT / %
-----------	-------------------	----------------------------------	------------------	---------------------	------------------	--------------------------	----------------------------	-------------------------------------

320 - TEXAS WORKFORCE COMMISSION - HEAVY CONSTRUCTION UNADJUSTED GOAL IS 11.2%

T	0	0 / 0%	0 / 0%	0 / 0%	0 / 0%	0 / 0%	0 / 0%	0 / 0%
N	0	0 / 0%	0 / 0%	0 / 0%	0 / 0%	0 / 0%	0 / 0%	0 / 0%
S	***	0 / 0%	0 / 0%	0 / 0%	0 / 0%	0 / 0%	0 / 0%	0 / 0%
-TC	0	0 / 0%	0 / 0%	0 / 0%	0 / 0%	0 / 0%	0 / 0%	0 / 0%
-I	0	0 / 0%	0 / 0%	0 / 0%	0 / 0%	0 / 0%	0 / 0%	0 / 0%
	0	0 / 0%	0 / 0%	0 / 0%	0 / 0%	0 / 0%	0 / 0%	0 / 0%

320 - TEXAS WORKFORCE COMMISSION - BUILDING CONSTRUCTION UNADJUSTED GOAL IS 21.1%

T	0	0 / 0%	0 / 0%	0 / 0%	0 / 0%	0 / 0%	0 / 0%	0 / 0%
N	0	0 / 0%	0 / 0%	0 / 0%	0 / 0%	0 / 0%	0 / 0%	0 / 0%
S	***	0 / 0%	0 / 0%	0 / 0%	0 / 0%	0 / 0%	0 / 0%	0 / 0%
-TC	0	0 / 0%	0 / 0%	0 / 0%	0 / 0%	0 / 0%	0 / 0%	0 / 0%
-I	0	0 / 0%	0 / 0%	0 / 0%	0 / 0%	0 / 0%	0 / 0%	0 / 0%
	0	0 / 0%	0 / 0%	0 / 0%	0 / 0%	0 / 0%	0 / 0%	0 / 0%

320 - TEXAS WORKFORCE COMMISSION - SPECIAL TRADE UNADJUSTED GOAL IS 32.9%

T	\$4,114,921	\$426,482 / 10.36%	\$20,024 / 0.49%	\$134,486 / 3.27%	\$167,443 / 4.07%	\$6,529 / 0.16%	\$98,000 / 2.38%	0 / 0%
N	0	0 / 0%	0 / 0%	0 / 0%	0 / 0%	0 / 0%	0 / 0%	0 / 0%
S	***	\$142,832 / 3.50%	0 / 0%	\$115,772 / 2.84%	\$27,060 / 0.66%	0 / 0%	0 / 0%	0 / 0%
-TC	0	0 / 0%	0 / 0%	0 / 0%	0 / 0%	0 / 0%	0 / 0%	0 / 0%
-I	0	0 / 0%	0 / 0%	0 / 0%	0 / 0%	0 / 0%	0 / 0%	0 / 0%
	\$4,114,921	\$569,314 / 13.86%	\$20,024 / 0.49%	\$250,258 / 6.10%	\$194,503 / 4.73%	\$6,529 / 0.16%	\$98,000 / 2.38%	0 / 0%

*** DOLLARS REPORTED BUT NOT SHOWN IN THESE COLUMNS. T=TREASURY, N=NON-TREASURY, S=SUBCONTRACTOR FUNDS & PROCUREMENT CARD HUB PURCHASES, TC=TERM CONTRACT, I= INTER GOVERNMENTAL



TEXAS HISTORICALLY UNDERUTILIZED BUSINESS (HUB) SEMI-ANNUAL REPORT RECEIVED FOR FISCAL YEAR 2025

SECTION VII - STATE AGENCY EXPENDITURE DATA

FUND TYPE	TOTAL EXPENDITURE	TOTAL SPENT WITH HUBS AMOUNT / %	BLACK AMOUNT / %	HISPANIC AMOUNT / %	WOMAN AMOUNT / %	ASIAN PACIFIC AMOUNT / %	NATIVE AMERICAN AMOUNT / %	SERVICE-DISABLED VETERAN AMOUNT / %
-----------	-------------------	----------------------------------	------------------	---------------------	------------------	--------------------------	----------------------------	-------------------------------------

320 - TEXAS WORKFORCE COMMISSION - PROFESSIONAL SERVICES UNADJUSTED GOAL IS 23.7%

T	\$318,173	\$265,232 / 83.36%	0 / 0%	0 / 0%	\$265,232 / 83.36%	0 / 0%	0 / 0%	0 / 0%
N	0	0 / 0%	0 / 0%	0 / 0%	0 / 0%	0 / 0%	0 / 0%	0 / 0%
S	***	\$41,173 / 12.94%	0 / 0%	\$41,173 / 12.94%	0 / 0%	0 / 0%	0 / 0%	0 / 0%
-TC	0	0 / 0%	0 / 0%	0 / 0%	0 / 0%	0 / 0%	0 / 0%	0 / 0%
-I	0	0 / 0%	0 / 0%	0 / 0%	0 / 0%	0 / 0%	0 / 0%	0 / 0%
	\$318,173	\$306,405 / 96.30%	0 / 0%	\$41,173 / 12.94%	\$265,232 / 83.36%	0 / 0%	0 / 0%	0 / 0%

320 - TEXAS WORKFORCE COMMISSION - OTHER SERVICES UNADJUSTED GOAL IS 26%

T	\$34,797,309	\$8,699,293 / 25.00%	\$310,901 / 0.89%	\$1,768,282 / 5.08%	\$2,943,792 / 8.46%	\$3,671,302 / 10.55%	\$5,016 / 0.01%	0 / 0%
N	0	0 / 0%	0 / 0%	0 / 0%	0 / 0%	0 / 0%	0 / 0%	0 / 0%
S	***	\$93,049 / 0.52%	0 / 0%	0 / 0%	\$28,283 / 0.16%	\$64,767 / 0.36%	0 / 0%	0 / 0%
-TC	\$87,755	0 / 0%	0 / 0%	0 / 0%	0 / 0%	0 / 0%	0 / 0%	0 / 0%
-I	0	0 / 0%	0 / 0%	0 / 0%	0 / 0%	0 / 0%	0 / 0%	0 / 0%
	\$34,709,554	\$8,792,342 / 25.52%	\$310,901 / 0.89%	\$1,768,282 / 5.08%	\$2,972,075 / 8.62%	\$3,736,068 / 10.91%	\$5,016 / 0.01%	0 / 0%

320 - TEXAS WORKFORCE COMMISSION - COMMODITY PURCHASING UNADJUSTED GOAL IS 21.1%

T	\$2,679,333	\$365,136 / 13.63%	\$149,839 / 5.59%	\$29,780 / 1.11%	\$180,357 / 6.73%	\$5,161 / 0.19%	0 / 0%	0 / 0%
N	0	0 / 0%	0 / 0%	0 / 0%	0 / 0%	0 / 0%	0 / 0%	0 / 0%
S	***	0 / 0%	0 / 0%	0 / 0%	0 / 0%	0 / 0%	0 / 0%	0 / 0%
-TC	\$542,706	0 / 0%	0 / 0%	0 / 0%	0 / 0%	0 / 0%	0 / 0%	0 / 0%
-I	0	0 / 0%	0 / 0%	0 / 0%	0 / 0%	0 / 0%	0 / 0%	0 / 0%
	\$2,136,626	\$365,136 / 13.63%	\$149,839 / 5.59%	\$29,780 / 1.11%	\$180,357 / 6.73%	\$5,161 / 0.19%	0 / 0%	0 / 0%

*** DOLLARS REPORTED BUT NOT SHOWN IN THESE COLUMNS. T=TREASURY, N=NON-TREASURY, S=SUBCONTRACTOR FUNDS & PROCUREMENT CARD HUB PURCHASES, TC=TERM CONTRACT, I= INTER GOVERNMENTAL



TEXAS HISTORICALLY UNDERUTILIZED BUSINESS (HUB) SEMI-ANNUAL REPORT RECEIVED FOR FISCAL YEAR 2025

SECTION VII - STATE AGENCY EXPENDITURE DATA

FUND TYPE	TOTAL EXPENDITURE	TOTAL SPENT WITH HUBS AMOUNT / %	BLACK AMOUNT / %	HISPANIC AMOUNT / %	WOMAN AMOUNT / %	ASIAN PACIFIC AMOUNT / %	NATIVE AMERICAN AMOUNT / %	SERVICE-DISABLED VETERAN AMOUNT / %
320 - TEXAS WORKFORCE COMMISSION - Statewide Grand Total Expenditures								
T	\$41,909,735	\$9,756,143 / 23.28%	\$480,764 / 1.15%	\$1,932,547 / 4.61%	\$3,556,823 / 8.49%	\$3,682,992 / 8.79%	\$103,016 / 0.25%	0 / 0%
N	0	0 / 0%	0 / 0%	0 / 0%	0 / 0%	0 / 0%	0 / 0%	0 / 0%
S	***	\$277,054 / 1.24%	0 / 0%	\$156,945 / 0.70%	\$55,342 / 0.25%	\$64,767 / 0.29%	0 / 0%	0 / 0%
-TC	\$630,462	0 / 0%	0 / 0%	0 / 0%	0 / 0%	0 / 0%	0 / 0%	0 / 0%
-I	0	0 / 0%	0 / 0%	0 / 0%	0 / 0%	0 / 0%	0 / 0%	0 / 0%
	\$41,279,273	\$10,033,197 / 24.52%	\$480,764 / 1.15%	\$2,089,493 / 5.31%	\$3,612,165 / 8.73%	\$3,747,759 / 9.08%	\$103,016 / 0.25%	0 / 0%

*** DOLLARS REPORTED BUT NOT SHOWN IN THESE COLUMNS. T=TREASURY, N=NON-TREASURY, S=SUBCONTRACTOR FUNDS & PROCUREMENT CARD HUB PURCHASES, TC=TERM CONTRACT, I= INTER GOVERNMENTAL



TEXAS HISTORICALLY UNDERUTILIZED BUSINESS (HUB) SEMI-ANNUAL REPORT RECEIVED FOR FISCAL YEAR 2025

SECTION VII - STATE AGENCY EXPENDITURE DATA

FUND TYPE	TOTAL EXPENDITURE	TOTAL SPENT WITH HUBS AMOUNT / %	BLACK AMOUNT / %	HISPANIC AMOUNT / %	WOMAN AMOUNT / %	ASIAN PACIFIC AMOUNT / %	NATIVE AMERICAN AMOUNT / %	SERVICE- DISABLED VETERAN AMOUNT / %
--------------	----------------------	--	---------------------	------------------------	---------------------	--------------------------------	----------------------------------	---

323 - TEACHER RETIREMENT SYSTEM OF TEXAS - HEAVY CONSTRUCTION UNADJUSTED GOAL IS 11.2%

T	0	0 / 0%	0 / 0%	0 / 0%	0 / 0%	0 / 0%	0 / 0%	0 / 0%
N	0	0 / 0%	0 / 0%	0 / 0%	0 / 0%	0 / 0%	0 / 0%	0 / 0%
S	***	0 / 0%	0 / 0%	0 / 0%	0 / 0%	0 / 0%	0 / 0%	0 / 0%
-TC	0	0 / 0%	0 / 0%	0 / 0%	0 / 0%	0 / 0%	0 / 0%	0 / 0%
-I	0	0 / 0%	0 / 0%	0 / 0%	0 / 0%	0 / 0%	0 / 0%	0 / 0%
	0	0 / 0%	0 / 0%	0 / 0%	0 / 0%	0 / 0%	0 / 0%	0 / 0%

323 - TEACHER RETIREMENT SYSTEM OF TEXAS - BUILDING CONSTRUCTION UNADJUSTED GOAL IS 21.1%

T	0	0 / 0%	0 / 0%	0 / 0%	0 / 0%	0 / 0%	0 / 0%	0 / 0%
N	0	0 / 0%	0 / 0%	0 / 0%	0 / 0%	0 / 0%	0 / 0%	0 / 0%
S	***	0 / 0%	0 / 0%	0 / 0%	0 / 0%	0 / 0%	0 / 0%	0 / 0%
-TC	0	0 / 0%	0 / 0%	0 / 0%	0 / 0%	0 / 0%	0 / 0%	0 / 0%
-I	0	0 / 0%	0 / 0%	0 / 0%	0 / 0%	0 / 0%	0 / 0%	0 / 0%
	0	0 / 0%	0 / 0%	0 / 0%	0 / 0%	0 / 0%	0 / 0%	0 / 0%

323 - TEACHER RETIREMENT SYSTEM OF TEXAS - SPECIAL TRADE UNADJUSTED GOAL IS 32.9%

T	\$694,308	\$289,672 / 41.72%	0 / 0%	\$241,598 / 34.80%	\$48,074 / 6.92%	0 / 0%	0 / 0%	0 / 0%
N	0	0 / 0%	0 / 0%	0 / 0%	0 / 0%	0 / 0%	0 / 0%	0 / 0%
S	***	0 / 0%	0 / 0%	0 / 0%	0 / 0%	0 / 0%	0 / 0%	0 / 0%
-TC	0	0 / 0%	0 / 0%	0 / 0%	0 / 0%	0 / 0%	0 / 0%	0 / 0%
-I	0	0 / 0%	0 / 0%	0 / 0%	0 / 0%	0 / 0%	0 / 0%	0 / 0%
	\$694,308	\$289,672 / 41.72%	0 / 0%	\$241,598 / 34.80%	\$48,074 / 6.92%	0 / 0%	0 / 0%	0 / 0%

*** DOLLARS REPORTED BUT NOT SHOWN IN THESE COLUMNS. T=TREASURY, N=NON-TREASURY, S=SUBCONTRACTOR FUNDS & PROCUREMENT CARD HUB PURCHASES, TC=TERM CONTRACT, I= INTER GOVERNMENTAL



TEXAS HISTORICALLY UNDERUTILIZED BUSINESS (HUB) SEMI-ANNUAL REPORT RECEIVED FOR FISCAL YEAR 2025

SECTION VII - STATE AGENCY EXPENDITURE DATA

FUND TYPE	TOTAL EXPENDITURE	TOTAL SPENT WITH HUBS AMOUNT / %	BLACK AMOUNT / %	HISPANIC AMOUNT / %	WOMAN AMOUNT / %	ASIAN PACIFIC AMOUNT / %	NATIVE AMERICAN AMOUNT / %	SERVICE-DISABLED VETERAN AMOUNT / %
-----------	-------------------	----------------------------------	------------------	---------------------	------------------	--------------------------	----------------------------	-------------------------------------

323 - TEACHER RETIREMENT SYSTEM OF TEXAS - PROFESSIONAL SERVICES UNADJUSTED GOAL IS 23.7%

T	\$2,434,982	0 / 0%	0 / 0%	0 / 0%	0 / 0%	0 / 0%	0 / 0%	0 / 0%
N	0	0 / 0%	0 / 0%	0 / 0%	0 / 0%	0 / 0%	0 / 0%	0 / 0%
S	***	0 / 0%	0 / 0%	0 / 0%	0 / 0%	0 / 0%	0 / 0%	0 / 0%
-TC	0	0 / 0%	0 / 0%	0 / 0%	0 / 0%	0 / 0%	0 / 0%	0 / 0%
-I	0	0 / 0%	0 / 0%	0 / 0%	0 / 0%	0 / 0%	0 / 0%	0 / 0%
	\$2,434,982	0 / 0%	0 / 0%	0 / 0%	0 / 0%	0 / 0%	0 / 0%	0 / 0%

323 - TEACHER RETIREMENT SYSTEM OF TEXAS - OTHER SERVICES UNADJUSTED GOAL IS 26%

T	\$29,447,816	\$7,378,275 / 25.06%	\$641,020 / 2.18%	\$2,018,468 / 6.85%	\$3,066,952 / 10.41%	\$1,100,393 / 3.74%	\$545,841 / 1.85%	\$5,600 / 0.02%
N	0	0 / 0%	0 / 0%	0 / 0%	0 / 0%	0 / 0%	0 / 0%	0 / 0%
S	***	\$185,734 / 68.33%	0 / 0%	0 / 0%	0 / 0%	\$185,734 / 68.33%	0 / 0%	0 / 0%
-TC	0	0 / 0%	0 / 0%	0 / 0%	0 / 0%	0 / 0%	0 / 0%	0 / 0%
-I	0	0 / 0%	0 / 0%	0 / 0%	0 / 0%	0 / 0%	0 / 0%	0 / 0%
	\$29,447,816	\$7,564,009 / 93.39%	\$641,020 / 2.18%	\$2,018,468 / 6.85%	\$3,066,952 / 10.41%	\$1,286,127 / 72.07%	\$545,841 / 1.85%	\$5,600 / 0.02%

323 - TEACHER RETIREMENT SYSTEM OF TEXAS - COMMODITY PURCHASING UNADJUSTED GOAL IS 21.1%

T	\$5,055,141	\$1,280,271 / 25.33%	\$229,204 / 4.53%	\$600,277 / 11.87%	\$434,277 / 8.59%	\$16,094 / 0.32%	0 / 0%	\$418 / 0.01%
N	0	0 / 0%	0 / 0%	0 / 0%	0 / 0%	0 / 0%	0 / 0%	0 / 0%
S	***	0 / 0%	0 / 0%	0 / 0%	0 / 0%	0 / 0%	0 / 0%	0 / 0%
-TC	0	0 / 0%	0 / 0%	0 / 0%	0 / 0%	0 / 0%	0 / 0%	0 / 0%
-I	0	0 / 0%	0 / 0%	0 / 0%	0 / 0%	0 / 0%	0 / 0%	0 / 0%
	\$5,055,141	\$1,280,271 / 25.33%	\$229,204 / 4.53%	\$600,277 / 11.87%	\$434,277 / 8.59%	\$16,094 / 0.32%	0 / 0%	\$418 / 0.01%

*** DOLLARS REPORTED BUT NOT SHOWN IN THESE COLUMNS. T=TREASURY, N=NON-TREASURY, S=SUBCONTRACTOR FUNDS & PROCUREMENT CARD HUB PURCHASES, TC=TERM CONTRACT, I= INTER GOVERNMENTAL



TEXAS HISTORICALLY UNDERUTILIZED BUSINESS (HUB) SEMI-ANNUAL REPORT RECEIVED FOR FISCAL YEAR 2025

SECTION VII - STATE AGENCY EXPENDITURE DATA

FUND TYPE	TOTAL EXPENDITURE	TOTAL SPENT WITH HUBS AMOUNT / %	BLACK AMOUNT / %	HISPANIC AMOUNT / %	WOMAN AMOUNT / %	ASIAN PACIFIC AMOUNT / %	NATIVE AMERICAN AMOUNT / %	SERVICE-DISABLED VETERAN AMOUNT / %
323 - TEACHER RETIREMENT SYSTEM OF TEXAS - Statewide Grand Total Expenditures								
T	\$37,632,247	\$8,948,218 / 23.78%	\$870,224 / 2.31%	\$2,860,343 / 7.60%	\$3,549,304 / 9.43%	\$1,116,487 / 2.97%	\$545,841 / 1.45%	\$6,018 / 0.02%
N	0	0 / 0%	0 / 0%	0 / 0%	0 / 0%	0 / 0%	0 / 0%	0 / 0%
S	***	\$185,734 / 68.33%	0 / 0%	0 / 0%	0 / 0%	\$185,734 / 68.33%	0 / 0%	0 / 0%
-TC	0	0 / 0%	0 / 0%	0 / 0%	0 / 0%	0 / 0%	0 / 0%	0 / 0%
-I	0	0 / 0%	0 / 0%	0 / 0%	0 / 0%	0 / 0%	0 / 0%	0 / 0%
	\$37,632,247	\$9,133,953 / 92.11%	\$870,224 / 2.31%	\$2,860,343 / 7.60%	\$3,549,304 / 9.43%	\$1,302,222 / 71.30%	\$545,841 / 1.45%	\$6,018 / 0.02%

*** DOLLARS REPORTED BUT NOT SHOWN IN THESE COLUMNS. T=TREASURY, N=NON-TREASURY, S=SUBCONTRACTOR FUNDS & PROCUREMENT CARD HUB PURCHASES, TC=TERM CONTRACT, I= INTER GOVERNMENTAL



TEXAS HISTORICALLY UNDERUTILIZED BUSINESS (HUB) SEMI-ANNUAL REPORT RECEIVED FOR FISCAL YEAR 2025

SECTION VII - STATE AGENCY EXPENDITURE DATA

FUND TYPE	TOTAL EXPENDITURE	TOTAL SPENT WITH HUBS AMOUNT / %	BLACK AMOUNT / %	HISPANIC AMOUNT / %	WOMAN AMOUNT / %	ASIAN PACIFIC AMOUNT / %	NATIVE AMERICAN AMOUNT / %	SERVICE- DISABLED VETERAN AMOUNT / %
-----------	-------------------	-------------------------------------	---------------------	------------------------	---------------------	--------------------------------	----------------------------------	---

326 - TX EMERGENCY SVCS RETIREMENT SYST - HEAVY CONSTRUCTION UNADJUSTED GOAL IS 11.2%

T	0	0 / 0%	0 / 0%	0 / 0%	0 / 0%	0 / 0%	0 / 0%	0 / 0%
N	0	0 / 0%	0 / 0%	0 / 0%	0 / 0%	0 / 0%	0 / 0%	0 / 0%
S	***	0 / 0%	0 / 0%	0 / 0%	0 / 0%	0 / 0%	0 / 0%	0 / 0%
-TC	0	0 / 0%	0 / 0%	0 / 0%	0 / 0%	0 / 0%	0 / 0%	0 / 0%
-I	0	0 / 0%	0 / 0%	0 / 0%	0 / 0%	0 / 0%	0 / 0%	0 / 0%
	0	0 / 0%	0 / 0%	0 / 0%	0 / 0%	0 / 0%	0 / 0%	0 / 0%

326 - TX EMERGENCY SVCS RETIREMENT SYST - BUILDING CONSTRUCTION UNADJUSTED GOAL IS 21.1%

T	0	0 / 0%	0 / 0%	0 / 0%	0 / 0%	0 / 0%	0 / 0%	0 / 0%
N	0	0 / 0%	0 / 0%	0 / 0%	0 / 0%	0 / 0%	0 / 0%	0 / 0%
S	***	0 / 0%	0 / 0%	0 / 0%	0 / 0%	0 / 0%	0 / 0%	0 / 0%
-TC	0	0 / 0%	0 / 0%	0 / 0%	0 / 0%	0 / 0%	0 / 0%	0 / 0%
-I	0	0 / 0%	0 / 0%	0 / 0%	0 / 0%	0 / 0%	0 / 0%	0 / 0%
	0	0 / 0%	0 / 0%	0 / 0%	0 / 0%	0 / 0%	0 / 0%	0 / 0%

326 - TX EMERGENCY SVCS RETIREMENT SYST - SPECIAL TRADE UNADJUSTED GOAL IS 32.9%

T	0	0 / 0%	0 / 0%	0 / 0%	0 / 0%	0 / 0%	0 / 0%	0 / 0%
N	0	0 / 0%	0 / 0%	0 / 0%	0 / 0%	0 / 0%	0 / 0%	0 / 0%
S	***	0 / 0%	0 / 0%	0 / 0%	0 / 0%	0 / 0%	0 / 0%	0 / 0%
-TC	0	0 / 0%	0 / 0%	0 / 0%	0 / 0%	0 / 0%	0 / 0%	0 / 0%
-I	0	0 / 0%	0 / 0%	0 / 0%	0 / 0%	0 / 0%	0 / 0%	0 / 0%
	0	0 / 0%	0 / 0%	0 / 0%	0 / 0%	0 / 0%	0 / 0%	0 / 0%

*** DOLLARS REPORTED BUT NOT SHOWN IN THESE COLUMNS. T=TREASURY, N=NON-TREASURY, S=SUBCONTRACTOR FUNDS & PROCUREMENT CARD HUB PURCHASES, TC=TERM CONTRACT, I= INTER GOVERNMENT



TEXAS HISTORICALLY UNDERUTILIZED BUSINESS (HUB) SEMI-ANNUAL REPORT RECEIVED FOR FISCAL YEAR 2025

SECTION VII - STATE AGENCY EXPENDITURE DATA

FUND TYPE	TOTAL EXPENDITURE	TOTAL SPENT WITH HUBS AMOUNT / %	BLACK AMOUNT / %	HISPANIC AMOUNT / %	WOMAN AMOUNT / %	ASIAN PACIFIC AMOUNT / %	NATIVE AMERICAN AMOUNT / %	SERVICE-DISABLED VETERAN AMOUNT / %
-----------	-------------------	----------------------------------	------------------	---------------------	------------------	--------------------------	----------------------------	-------------------------------------

326 - TX EMERGENCY SVCS RETIREMENT SYST - PROFESSIONAL SERVICES UNADJUSTED GOAL IS 23.7%

T	\$157,403	0 / 0%	0 / 0%	0 / 0%	0 / 0%	0 / 0%	0 / 0%	0 / 0%
N	0	0 / 0%	0 / 0%	0 / 0%	0 / 0%	0 / 0%	0 / 0%	0 / 0%
S	***	0 / 0%	0 / 0%	0 / 0%	0 / 0%	0 / 0%	0 / 0%	0 / 0%
-TC	0	0 / 0%	0 / 0%	0 / 0%	0 / 0%	0 / 0%	0 / 0%	0 / 0%
-I	0	0 / 0%	0 / 0%	0 / 0%	0 / 0%	0 / 0%	0 / 0%	0 / 0%
	\$157,403	0 / 0%	0 / 0%	0 / 0%	0 / 0%	0 / 0%	0 / 0%	0 / 0%

326 - TX EMERGENCY SVCS RETIREMENT SYST - OTHER SERVICES UNADJUSTED GOAL IS 26%

T	\$328,018	\$49,495 / 15.09%	0 / 0%	\$25,839 / 7.88%	\$23,656 / 7.21%	0 / 0%	0 / 0%	0 / 0%
N	0	0 / 0%	0 / 0%	0 / 0%	0 / 0%	0 / 0%	0 / 0%	0 / 0%
S	***	0 / 0%	0 / 0%	0 / 0%	0 / 0%	0 / 0%	0 / 0%	0 / 0%
-TC	0	0 / 0%	0 / 0%	0 / 0%	0 / 0%	0 / 0%	0 / 0%	0 / 0%
-I	0	0 / 0%	0 / 0%	0 / 0%	0 / 0%	0 / 0%	0 / 0%	0 / 0%
	\$328,018	\$49,495 / 15.09%	0 / 0%	\$25,839 / 7.88%	\$23,656 / 7.21%	0 / 0%	0 / 0%	0 / 0%

326 - TX EMERGENCY SVCS RETIREMENT SYST - COMMODITY PURCHASING UNADJUSTED GOAL IS 21.1%

T	\$32,986	\$22,350 / 67.75%	0 / 0%	0 / 0%	\$22,350 / 67.75%	0 / 0%	0 / 0%	0 / 0%
N	0	0 / 0%	0 / 0%	0 / 0%	0 / 0%	0 / 0%	0 / 0%	0 / 0%
S	***	0 / 0%	0 / 0%	0 / 0%	0 / 0%	0 / 0%	0 / 0%	0 / 0%
-TC	\$281	0 / 0%	0 / 0%	0 / 0%	0 / 0%	0 / 0%	0 / 0%	0 / 0%
-I	0	0 / 0%	0 / 0%	0 / 0%	0 / 0%	0 / 0%	0 / 0%	0 / 0%
	\$32,705	\$22,350 / 67.75%	0 / 0%	0 / 0%	\$22,350 / 67.75%	0 / 0%	0 / 0%	0 / 0%

*** DOLLARS REPORTED BUT NOT SHOWN IN THESE COLUMNS. T=TREASURY, N=NON-TREASURY, S=SUBCONTRACTOR FUNDS & PROCUREMENT CARD HUB PURCHASES, TC=TERM CONTRACT, I= INTER GOVERNMENTAL



TEXAS HISTORICALLY UNDERUTILIZED BUSINESS (HUB) SEMI-ANNUAL REPORT RECEIVED FOR FISCAL YEAR 2025

SECTION VII - STATE AGENCY EXPENDITURE DATA

FUND TYPE	TOTAL EXPENDITURE	TOTAL SPENT WITH HUBS AMOUNT / %	BLACK AMOUNT / %	HISPANIC AMOUNT / %	WOMAN AMOUNT / %	ASIAN PACIFIC AMOUNT / %	NATIVE AMERICAN AMOUNT / %	SERVICE-DISABLED VETERAN AMOUNT / %
326 - TX EMERGENCY SVCS RETIREMENT SYST - Statewide Grand Total Expenditures								
T	\$518,407	\$71,845 / 13.86%	0 / 0%	\$25,839 / 4.98%	\$46,005 / 8.87%	0 / 0%	0 / 0%	0 / 0%
N	0	0 / 0%	0 / 0%	0 / 0%	0 / 0%	0 / 0%	0 / 0%	0 / 0%
S	***	0 / 0%	0 / 0%	0 / 0%	0 / 0%	0 / 0%	0 / 0%	0 / 0%
-TC	\$281	0 / 0%	0 / 0%	0 / 0%	0 / 0%	0 / 0%	0 / 0%	0 / 0%
-I	0	0 / 0%	0 / 0%	0 / 0%	0 / 0%	0 / 0%	0 / 0%	0 / 0%
	\$518,126	\$71,845 / 13.86%	0 / 0%	\$25,839 / 4.98%	\$46,005 / 8.87%	0 / 0%	0 / 0%	0 / 0%

*** DOLLARS REPORTED BUT NOT SHOWN IN THESE COLUMNS. T=TREASURY, N=NON-TREASURY, S=SUBCONTRACTOR FUNDS & PROCUREMENT CARD HUB PURCHASES, TC=TERM CONTRACT, I= INTER GOVERNMENTAL



TEXAS HISTORICALLY UNDERUTILIZED BUSINESS (HUB) SEMI-ANNUAL REPORT RECEIVED FOR FISCAL YEAR 2025

SECTION VII - STATE AGENCY EXPENDITURE DATA

FUND TYPE	TOTAL EXPENDITURE	TOTAL SPENT WITH HUBS AMOUNT / %	BLACK AMOUNT / %	HISPANIC AMOUNT / %	WOMAN AMOUNT / %	ASIAN PACIFIC AMOUNT / %	NATIVE AMERICAN AMOUNT / %	SERVICE- DISABLED VETERAN AMOUNT / %
-----------	-------------------	-------------------------------------	---------------------	------------------------	---------------------	--------------------------------	----------------------------------	---

327 - EMPLOYEES RETIREMENT SYSTEM - HEAVY CONSTRUCTION UNADJUSTED GOAL IS 11.2%

T	0	0 / 0%	0 / 0%	0 / 0%	0 / 0%	0 / 0%	0 / 0%	0 / 0%
N	0	0 / 0%	0 / 0%	0 / 0%	0 / 0%	0 / 0%	0 / 0%	0 / 0%
S	***	0 / 0%	0 / 0%	0 / 0%	0 / 0%	0 / 0%	0 / 0%	0 / 0%
-TC	0	0 / 0%	0 / 0%	0 / 0%	0 / 0%	0 / 0%	0 / 0%	0 / 0%
-I	0	0 / 0%	0 / 0%	0 / 0%	0 / 0%	0 / 0%	0 / 0%	0 / 0%
	0	0 / 0%	0 / 0%	0 / 0%	0 / 0%	0 / 0%	0 / 0%	0 / 0%

327 - EMPLOYEES RETIREMENT SYSTEM - BUILDING CONSTRUCTION UNADJUSTED GOAL IS 21.1%

T	\$7,540,543	\$475,318 / 6.30%	0 / 0%	\$396,051 / 5.25%	\$6,632 / 0.09%	\$16,050 / 0.21%	0 / 0%	\$56,585 / 0.75%
N	0	0 / 0%	0 / 0%	0 / 0%	0 / 0%	0 / 0%	0 / 0%	0 / 0%
S	***	\$276,749 / 4.44%	0 / 0%	\$75,581 / 1.21%	\$158,920 / 2.55%	\$42,249 / 0.68%	0 / 0%	0 / 0%
-TC	0	0 / 0%	0 / 0%	0 / 0%	0 / 0%	0 / 0%	0 / 0%	0 / 0%
-I	0	0 / 0%	0 / 0%	0 / 0%	0 / 0%	0 / 0%	0 / 0%	0 / 0%
	\$7,540,543	\$752,067 / 10.75%	0 / 0%	\$471,632 / 6.47%	\$165,552 / 2.64%	\$58,299 / 0.89%	0 / 0%	\$56,585 / 0.75%

327 - EMPLOYEES RETIREMENT SYSTEM - SPECIAL TRADE UNADJUSTED GOAL IS 32.9%

T	\$60,030	\$56,142 / 93.52%	0 / 0%	\$28,099 / 46.81%	0 / 0%	\$28,042 / 46.71%	0 / 0%	0 / 0%
N	0	0 / 0%	0 / 0%	0 / 0%	0 / 0%	0 / 0%	0 / 0%	0 / 0%
S	***	0 / 0%	0 / 0%	0 / 0%	0 / 0%	0 / 0%	0 / 0%	0 / 0%
-TC	0	0 / 0%	0 / 0%	0 / 0%	0 / 0%	0 / 0%	0 / 0%	0 / 0%
-I	0	0 / 0%	0 / 0%	0 / 0%	0 / 0%	0 / 0%	0 / 0%	0 / 0%
	\$60,030	\$56,142 / 93.52%	0 / 0%	\$28,099 / 46.81%	0 / 0%	\$28,042 / 46.71%	0 / 0%	0 / 0%

*** DOLLARS REPORTED BUT NOT SHOWN IN THESE COLUMNS. T=TREASURY, N=NON-TREASURY, S=SUBCONTRACTOR FUNDS & PROCUREMENT CARD HUB PURCHASES, TC=TERM CONTRACT, I= INTER GOVERNMENT



TEXAS HISTORICALLY UNDERUTILIZED BUSINESS (HUB) SEMI-ANNUAL REPORT RECEIVED FOR FISCAL YEAR 2025

SECTION VII - STATE AGENCY EXPENDITURE DATA

FUND TYPE	TOTAL EXPENDITURE	TOTAL SPENT WITH HUBS AMOUNT / %	BLACK AMOUNT / %	HISPANIC AMOUNT / %	WOMAN AMOUNT / %	ASIAN PACIFIC AMOUNT / %	NATIVE AMERICAN AMOUNT / %	SERVICE-DISABLED VETERAN AMOUNT / %
-----------	-------------------	----------------------------------	------------------	---------------------	------------------	--------------------------	----------------------------	-------------------------------------

327 - EMPLOYEES RETIREMENT SYSTEM - PROFESSIONAL SERVICES UNADJUSTED GOAL IS 23.7%

T	\$900,988	0 / 0%	0 / 0%	0 / 0%	0 / 0%	0 / 0%	0 / 0%	0 / 0%
N	0	0 / 0%	0 / 0%	0 / 0%	0 / 0%	0 / 0%	0 / 0%	0 / 0%
S	***	0 / 0%	0 / 0%	0 / 0%	0 / 0%	0 / 0%	0 / 0%	0 / 0%
-TC	0	0 / 0%	0 / 0%	0 / 0%	0 / 0%	0 / 0%	0 / 0%	0 / 0%
-I	0	0 / 0%	0 / 0%	0 / 0%	0 / 0%	0 / 0%	0 / 0%	0 / 0%
	\$900,988	0 / 0%	0 / 0%	0 / 0%	0 / 0%	0 / 0%	0 / 0%	0 / 0%

327 - EMPLOYEES RETIREMENT SYSTEM - OTHER SERVICES UNADJUSTED GOAL IS 26%

T	\$20,665,601	\$6,298,521 / 30.48%	\$165,213 / 0.80%	\$1,099,593 / 5.32%	\$2,964,444 / 14.34%	\$1,964,183 / 9.50%	0 / 0%	\$105,088 / 0.51%
N	0	0 / 0%	0 / 0%	0 / 0%	0 / 0%	0 / 0%	0 / 0%	0 / 0%
S	***	0 / 0%	0 / 0%	0 / 0%	0 / 0%	0 / 0%	0 / 0%	0 / 0%
-TC	\$73,548	0 / 0%	0 / 0%	0 / 0%	0 / 0%	0 / 0%	0 / 0%	0 / 0%
-I	\$23,136	0 / 0%	0 / 0%	0 / 0%	0 / 0%	0 / 0%	0 / 0%	0 / 0%
	\$20,568,916	\$6,298,521 / 30.48%	\$165,213 / 0.80%	\$1,099,593 / 5.32%	\$2,964,444 / 14.34%	\$1,964,183 / 9.50%	0 / 0%	\$105,088 / 0.51%

327 - EMPLOYEES RETIREMENT SYSTEM - COMMODITY PURCHASING UNADJUSTED GOAL IS 21.1%

T	\$2,518,145	\$1,210,537 / 48.07%	0 / 0%	\$9,947 / 0.40%	\$1,200,590 / 47.68%	0 / 0%	0 / 0%	0 / 0%
N	0	0 / 0%	0 / 0%	0 / 0%	0 / 0%	0 / 0%	0 / 0%	0 / 0%
S	***	0 / 0%	0 / 0%	0 / 0%	0 / 0%	0 / 0%	0 / 0%	0 / 0%
-TC	\$9,183	0 / 0%	0 / 0%	0 / 0%	0 / 0%	0 / 0%	0 / 0%	0 / 0%
-I	0	0 / 0%	0 / 0%	0 / 0%	0 / 0%	0 / 0%	0 / 0%	0 / 0%
	\$2,508,962	\$1,210,537 / 48.07%	0 / 0%	\$9,947 / 0.40%	\$1,200,590 / 47.68%	0 / 0%	0 / 0%	0 / 0%

*** DOLLARS REPORTED BUT NOT SHOWN IN THESE COLUMNS. T=TREASURY, N=NON-TREASURY, S=SUBCONTRACTOR FUNDS & PROCUREMENT CARD HUB PURCHASES, TC=TERM CONTRACT, I= INTER GOVERNMENTAL



TEXAS HISTORICALLY UNDERUTILIZED BUSINESS (HUB) SEMI-ANNUAL REPORT RECEIVED FOR FISCAL YEAR 2025

SECTION VII - STATE AGENCY EXPENDITURE DATA

FUND TYPE	TOTAL EXPENDITURE	TOTAL SPENT WITH HUBS AMOUNT / %	BLACK AMOUNT / %	HISPANIC AMOUNT / %	WOMAN AMOUNT / %	ASIAN PACIFIC AMOUNT / %	NATIVE AMERICAN AMOUNT / %	SERVICE-DISABLED VETERAN AMOUNT / %
327 - EMPLOYEES RETIREMENT SYSTEM - Statewide Grand Total Expenditures								
T	\$31,685,307	\$8,040,517 / 25.38%	\$165,213 / 0.52%	\$1,533,690 / 4.84%	\$4,171,666 / 13.17%	\$2,008,275 / 6.34%	0 / 0%	\$161,673 / 0.51%
N	0	0 / 0%	0 / 0%	0 / 0%	0 / 0%	0 / 0%	0 / 0%	0 / 0%
S	***	\$276,749 / 4.18%	0 / 0%	\$75,581 / 1.14%	\$158,920 / 2.40%	\$42,249 / 0.64%	0 / 0%	0 / 0%
-TC	\$82,731	0 / 0%	0 / 0%	0 / 0%	0 / 0%	0 / 0%	0 / 0%	0 / 0%
-I	\$23,136	0 / 0%	0 / 0%	0 / 0%	0 / 0%	0 / 0%	0 / 0%	0 / 0%
	\$31,579,439	\$8,317,266 / 29.56%	\$165,213 / 0.52%	\$1,609,271 / 5.98%	\$4,330,586 / 15.57%	\$2,050,524 / 6.98%	0 / 0%	\$161,673 / 0.51%

*** DOLLARS REPORTED BUT NOT SHOWN IN THESE COLUMNS. T=TREASURY, N=NON-TREASURY, S=SUBCONTRACTOR FUNDS & PROCUREMENT CARD HUB PURCHASES, TC=TERM CONTRACT, I= INTER GOVERNMENTAL



TEXAS HISTORICALLY UNDERUTILIZED BUSINESS (HUB) SEMI-ANNUAL REPORT RECEIVED FOR FISCAL YEAR 2025

SECTION VII - STATE AGENCY EXPENDITURE DATA

FUND TYPE	TOTAL EXPENDITURE	TOTAL SPENT WITH HUBS AMOUNT / %	BLACK AMOUNT / %	HISPANIC AMOUNT / %	WOMAN AMOUNT / %	ASIAN PACIFIC AMOUNT / %	NATIVE AMERICAN AMOUNT / %	SERVICE-DISABLED VETERAN AMOUNT / %
-----------	-------------------	----------------------------------	------------------	---------------------	------------------	--------------------------	----------------------------	-------------------------------------

329 - REAL ESTATE COMMISSION - HEAVY CONSTRUCTION UNADJUSTED GOAL IS 11.2%

T	0	0 / 0%	0 / 0%	0 / 0%	0 / 0%	0 / 0%	0 / 0%	0 / 0%
N	0	0 / 0%	0 / 0%	0 / 0%	0 / 0%	0 / 0%	0 / 0%	0 / 0%
S	***	0 / 0%	0 / 0%	0 / 0%	0 / 0%	0 / 0%	0 / 0%	0 / 0%
-TC	0	0 / 0%	0 / 0%	0 / 0%	0 / 0%	0 / 0%	0 / 0%	0 / 0%
-I	0	0 / 0%	0 / 0%	0 / 0%	0 / 0%	0 / 0%	0 / 0%	0 / 0%
	0	0 / 0%	0 / 0%	0 / 0%	0 / 0%	0 / 0%	0 / 0%	0 / 0%

329 - REAL ESTATE COMMISSION - BUILDING CONSTRUCTION UNADJUSTED GOAL IS 21.1%

T	0	0 / 0%	0 / 0%	0 / 0%	0 / 0%	0 / 0%	0 / 0%	0 / 0%
N	0	0 / 0%	0 / 0%	0 / 0%	0 / 0%	0 / 0%	0 / 0%	0 / 0%
S	***	0 / 0%	0 / 0%	0 / 0%	0 / 0%	0 / 0%	0 / 0%	0 / 0%
-TC	0	0 / 0%	0 / 0%	0 / 0%	0 / 0%	0 / 0%	0 / 0%	0 / 0%
-I	0	0 / 0%	0 / 0%	0 / 0%	0 / 0%	0 / 0%	0 / 0%	0 / 0%
	0	0 / 0%	0 / 0%	0 / 0%	0 / 0%	0 / 0%	0 / 0%	0 / 0%

329 - REAL ESTATE COMMISSION - SPECIAL TRADE UNADJUSTED GOAL IS 32.9%

T	0	0 / 0%	0 / 0%	0 / 0%	0 / 0%	0 / 0%	0 / 0%	0 / 0%
N	0	0 / 0%	0 / 0%	0 / 0%	0 / 0%	0 / 0%	0 / 0%	0 / 0%
S	***	0 / 0%	0 / 0%	0 / 0%	0 / 0%	0 / 0%	0 / 0%	0 / 0%
-TC	0	0 / 0%	0 / 0%	0 / 0%	0 / 0%	0 / 0%	0 / 0%	0 / 0%
-I	0	0 / 0%	0 / 0%	0 / 0%	0 / 0%	0 / 0%	0 / 0%	0 / 0%
	0	0 / 0%	0 / 0%	0 / 0%	0 / 0%	0 / 0%	0 / 0%	0 / 0%

*** DOLLARS REPORTED BUT NOT SHOWN IN THESE COLUMNS. T=TREASURY, N=NON-TREASURY, S=SUBCONTRACTOR FUNDS & PROCUREMENT CARD HUB PURCHASES, TC=TERM CONTRACT, I= INTER GOVERNMENTAL



TEXAS HISTORICALLY UNDERUTILIZED BUSINESS (HUB) SEMI-ANNUAL REPORT RECEIVED FOR FISCAL YEAR 2025

SECTION VII - STATE AGENCY EXPENDITURE DATA

FUND TYPE	TOTAL EXPENDITURE	TOTAL SPENT WITH HUBS AMOUNT / %	BLACK AMOUNT / %	HISPANIC AMOUNT / %	WOMAN AMOUNT / %	ASIAN PACIFIC AMOUNT / %	NATIVE AMERICAN AMOUNT / %	SERVICE- DISABLED VETERAN AMOUNT / %
--------------	----------------------	--	---------------------	------------------------	---------------------	--------------------------------	----------------------------------	---

329 - REAL ESTATE COMMISSION - PROFESSIONAL SERVICES UNADJUSTED GOAL IS 23.7%

T	\$34,847	\$34,847 / 100.00%	\$34,847 / 100.00%	0 / 0%	0 / 0%	0 / 0%	0 / 0%	0 / 0%
N	0	0 / 0%	0 / 0%	0 / 0%	0 / 0%	0 / 0%	0 / 0%	0 / 0%
S	***	0 / 0%	0 / 0%	0 / 0%	0 / 0%	0 / 0%	0 / 0%	0 / 0%
-TC	0	0 / 0%	0 / 0%	0 / 0%	0 / 0%	0 / 0%	0 / 0%	0 / 0%
-I	0	0 / 0%	0 / 0%	0 / 0%	0 / 0%	0 / 0%	0 / 0%	0 / 0%
	\$34,847	\$34,847 / 100.00%	\$34,847 / 100.00%	0 / 0%	0 / 0%	0 / 0%	0 / 0%	0 / 0%

329 - REAL ESTATE COMMISSION - OTHER SERVICES UNADJUSTED GOAL IS 26%

T	\$352,678	\$139,585 / 39.58%	\$8,902 / 2.52%	\$6,150 / 1.74%	\$124,533 / 35.31%	0 / 0%	0 / 0%	0 / 0%
N	0	0 / 0%	0 / 0%	0 / 0%	0 / 0%	0 / 0%	0 / 0%	0 / 0%
S	***	0 / 0%	0 / 0%	0 / 0%	0 / 0%	0 / 0%	0 / 0%	0 / 0%
-TC	\$459	0 / 0%	0 / 0%	0 / 0%	0 / 0%	0 / 0%	0 / 0%	0 / 0%
-I	0	0 / 0%	0 / 0%	0 / 0%	0 / 0%	0 / 0%	0 / 0%	0 / 0%
	\$352,219	\$139,585 / 39.58%	\$8,902 / 2.52%	\$6,150 / 1.74%	\$124,533 / 35.31%	0 / 0%	0 / 0%	0 / 0%

329 - REAL ESTATE COMMISSION - COMMODITY PURCHASING UNADJUSTED GOAL IS 21.1%

T	\$174,574	\$128,376 / 73.54%	\$118,265 / 67.74%	\$9,931 / 5.69%	\$180 / 0.10%	0 / 0%	0 / 0%	0 / 0%
N	0	0 / 0%	0 / 0%	0 / 0%	0 / 0%	0 / 0%	0 / 0%	0 / 0%
S	***	0 / 0%	0 / 0%	0 / 0%	0 / 0%	0 / 0%	0 / 0%	0 / 0%
-TC	\$241	0 / 0%	0 / 0%	0 / 0%	0 / 0%	0 / 0%	0 / 0%	0 / 0%
-I	0	0 / 0%	0 / 0%	0 / 0%	0 / 0%	0 / 0%	0 / 0%	0 / 0%
	\$174,333	\$128,376 / 73.54%	\$118,265 / 67.74%	\$9,931 / 5.69%	\$180 / 0.10%	0 / 0%	0 / 0%	0 / 0%

*** DOLLARS REPORTED BUT NOT SHOWN IN THESE COLUMNS. T=TREASURY, N=NON-TREASURY, S=SUBCONTRACTOR FUNDS & PROCUREMENT CARD HUB PURCHASES, TC=TERM CONTRACT, I= INTER GOVERNMENTAL



TEXAS HISTORICALLY UNDERUTILIZED BUSINESS (HUB) SEMI-ANNUAL REPORT RECEIVED FOR FISCAL YEAR 2025

SECTION VII - STATE AGENCY EXPENDITURE DATA

FUND TYPE	TOTAL EXPENDITURE	TOTAL SPENT WITH HUBS AMOUNT / %	BLACK AMOUNT / %	HISPANIC AMOUNT / %	WOMAN AMOUNT / %	ASIAN PACIFIC AMOUNT / %	NATIVE AMERICAN AMOUNT / %	SERVICE-DISABLED VETERAN AMOUNT / %
329 - REAL ESTATE COMMISSION - Statewide Grand Total Expenditures								
T	\$562,099	\$302,808 / 53.87%	\$162,014 / 28.82%	\$16,082 / 2.86%	\$124,713 / 22.19%	0 / 0%	0 / 0%	0 / 0%
N	0	0 / 0%	0 / 0%	0 / 0%	0 / 0%	0 / 0%	0 / 0%	0 / 0%
S	***	0 / 0%	0 / 0%	0 / 0%	0 / 0%	0 / 0%	0 / 0%	0 / 0%
-TC	\$700	0 / 0%	0 / 0%	0 / 0%	0 / 0%	0 / 0%	0 / 0%	0 / 0%
-I	0	0 / 0%	0 / 0%	0 / 0%	0 / 0%	0 / 0%	0 / 0%	0 / 0%
	\$561,399	\$302,808 / 53.87%	\$162,014 / 28.82%	\$16,082 / 2.86%	\$124,713 / 22.19%	0 / 0%	0 / 0%	0 / 0%

*** DOLLARS REPORTED BUT NOT SHOWN IN THESE COLUMNS. T=TREASURY, N=NON-TREASURY, S=SUBCONTRACTOR FUNDS & PROCUREMENT CARD HUB PURCHASES, TC=TERM CONTRACT, I= INTER GOVERNMENTAL



TEXAS HISTORICALLY UNDERUTILIZED BUSINESS (HUB) SEMI-ANNUAL REPORT RECEIVED FOR FISCAL YEAR 2025

SECTION VII - STATE AGENCY EXPENDITURE DATA

FUND TYPE	TOTAL EXPENDITURE	TOTAL SPENT WITH HUBS AMOUNT / %	BLACK AMOUNT / %	HISPANIC AMOUNT / %	WOMAN AMOUNT / %	ASIAN PACIFIC AMOUNT / %	NATIVE AMERICAN AMOUNT / %	SERVICE-DISABLED VETERAN AMOUNT / %
-----------	-------------------	----------------------------------	------------------	---------------------	------------------	--------------------------	----------------------------	-------------------------------------

332 - TX DEPT OF HOUSING & COMM AFFAIRS - HEAVY CONSTRUCTION UNADJUSTED GOAL IS 11.2%

T	0	0 / 0%	0 / 0%	0 / 0%	0 / 0%	0 / 0%	0 / 0%	0 / 0%
N	0	0 / 0%	0 / 0%	0 / 0%	0 / 0%	0 / 0%	0 / 0%	0 / 0%
S	***	0 / 0%	0 / 0%	0 / 0%	0 / 0%	0 / 0%	0 / 0%	0 / 0%
-TC	0	0 / 0%	0 / 0%	0 / 0%	0 / 0%	0 / 0%	0 / 0%	0 / 0%
-I	0	0 / 0%	0 / 0%	0 / 0%	0 / 0%	0 / 0%	0 / 0%	0 / 0%
	0	0 / 0%	0 / 0%	0 / 0%	0 / 0%	0 / 0%	0 / 0%	0 / 0%

332 - TX DEPT OF HOUSING & COMM AFFAIRS - BUILDING CONSTRUCTION UNADJUSTED GOAL IS 21.1%

T	0	0 / 0%	0 / 0%	0 / 0%	0 / 0%	0 / 0%	0 / 0%	0 / 0%
N	0	0 / 0%	0 / 0%	0 / 0%	0 / 0%	0 / 0%	0 / 0%	0 / 0%
S	***	0 / 0%	0 / 0%	0 / 0%	0 / 0%	0 / 0%	0 / 0%	0 / 0%
-TC	0	0 / 0%	0 / 0%	0 / 0%	0 / 0%	0 / 0%	0 / 0%	0 / 0%
-I	0	0 / 0%	0 / 0%	0 / 0%	0 / 0%	0 / 0%	0 / 0%	0 / 0%
	0	0 / 0%	0 / 0%	0 / 0%	0 / 0%	0 / 0%	0 / 0%	0 / 0%

332 - TX DEPT OF HOUSING & COMM AFFAIRS - SPECIAL TRADE UNADJUSTED GOAL IS 32.9%

T	0	0 / 0%	0 / 0%	0 / 0%	0 / 0%	0 / 0%	0 / 0%	0 / 0%
N	0	0 / 0%	0 / 0%	0 / 0%	0 / 0%	0 / 0%	0 / 0%	0 / 0%
S	***	0 / 0%	0 / 0%	0 / 0%	0 / 0%	0 / 0%	0 / 0%	0 / 0%
-TC	0	0 / 0%	0 / 0%	0 / 0%	0 / 0%	0 / 0%	0 / 0%	0 / 0%
-I	0	0 / 0%	0 / 0%	0 / 0%	0 / 0%	0 / 0%	0 / 0%	0 / 0%
	0	0 / 0%	0 / 0%	0 / 0%	0 / 0%	0 / 0%	0 / 0%	0 / 0%

*** DOLLARS REPORTED BUT NOT SHOWN IN THESE COLUMNS. T=TREASURY, N=NON-TREASURY, S=SUBCONTRACTOR FUNDS & PROCUREMENT CARD HUB PURCHASES, TC=TERM CONTRACT, I= INTER GOVERNMENTAL



TEXAS HISTORICALLY UNDERUTILIZED BUSINESS (HUB) SEMI-ANNUAL REPORT RECEIVED FOR FISCAL YEAR 2025

SECTION VII - STATE AGENCY EXPENDITURE DATA

FUND TYPE	TOTAL EXPENDITURE	TOTAL SPENT WITH HUBS AMOUNT / %	BLACK AMOUNT / %	HISPANIC AMOUNT / %	WOMAN AMOUNT / %	ASIAN PACIFIC AMOUNT / %	NATIVE AMERICAN AMOUNT / %	SERVICE-DISABLED VETERAN AMOUNT / %
-----------	-------------------	----------------------------------	------------------	---------------------	------------------	--------------------------	----------------------------	-------------------------------------

332 - TX DEPT OF HOUSING & COMM AFFAIRS - PROFESSIONAL SERVICES UNADJUSTED GOAL IS 23.7%

T	0	0 / 0%	0 / 0%	0 / 0%	0 / 0%	0 / 0%	0 / 0%	0 / 0%
N	0	0 / 0%	0 / 0%	0 / 0%	0 / 0%	0 / 0%	0 / 0%	0 / 0%
S	***	0 / 0%	0 / 0%	0 / 0%	0 / 0%	0 / 0%	0 / 0%	0 / 0%
-TC	0	0 / 0%	0 / 0%	0 / 0%	0 / 0%	0 / 0%	0 / 0%	0 / 0%
-I	0	0 / 0%	0 / 0%	0 / 0%	0 / 0%	0 / 0%	0 / 0%	0 / 0%
	0	0 / 0%	0 / 0%	0 / 0%	0 / 0%	0 / 0%	0 / 0%	0 / 0%

332 - TX DEPT OF HOUSING & COMM AFFAIRS - OTHER SERVICES UNADJUSTED GOAL IS 26%

T	\$7,387,644	\$640,579 / 8.67%	\$6,258 / 0.08%	\$115,730 / 1.57%	\$242,161 / 3.28%	\$230,520 / 3.12%	\$2,709 / 0.04%	\$43,200 / 0.58%
N	0	0 / 0%	0 / 0%	0 / 0%	0 / 0%	0 / 0%	0 / 0%	0 / 0%
S	***	0 / 0%	0 / 0%	0 / 0%	0 / 0%	0 / 0%	0 / 0%	0 / 0%
-TC	\$11,153	0 / 0%	0 / 0%	0 / 0%	0 / 0%	0 / 0%	0 / 0%	0 / 0%
-I	\$5,315,417	0 / 0%	0 / 0%	0 / 0%	0 / 0%	0 / 0%	0 / 0%	0 / 0%
	\$2,061,073	\$640,579 / 8.67%	\$6,258 / 0.08%	\$115,730 / 1.57%	\$242,161 / 3.28%	\$230,520 / 3.12%	\$2,709 / 0.04%	\$43,200 / 0.58%

332 - TX DEPT OF HOUSING & COMM AFFAIRS - COMMODITY PURCHASING UNADJUSTED GOAL IS 21.1%

T	\$88,923	\$35,203 / 39.59%	\$13,613 / 15.31%	0 / 0%	\$21,590 / 24.28%	0 / 0%	0 / 0%	0 / 0%
N	0	0 / 0%	0 / 0%	0 / 0%	0 / 0%	0 / 0%	0 / 0%	0 / 0%
S	***	0 / 0%	0 / 0%	0 / 0%	0 / 0%	0 / 0%	0 / 0%	0 / 0%
-TC	\$11	0 / 0%	0 / 0%	0 / 0%	0 / 0%	0 / 0%	0 / 0%	0 / 0%
-I	0	0 / 0%	0 / 0%	0 / 0%	0 / 0%	0 / 0%	0 / 0%	0 / 0%
	\$88,912	\$35,203 / 39.59%	\$13,613 / 15.31%	0 / 0%	\$21,590 / 24.28%	0 / 0%	0 / 0%	0 / 0%

*** DOLLARS REPORTED BUT NOT SHOWN IN THESE COLUMNS. T=TREASURY, N=NON-TREASURY, S=SUBCONTRACTOR FUNDS & PROCUREMENT CARD HUB PURCHASES, TC=TERM CONTRACT, I= INTER GOVERNMENTAL



TEXAS HISTORICALLY UNDERUTILIZED BUSINESS (HUB) SEMI-ANNUAL REPORT RECEIVED FOR FISCAL YEAR 2025

SECTION VII - STATE AGENCY EXPENDITURE DATA

FUND TYPE	TOTAL EXPENDITURE	TOTAL SPENT WITH HUBS AMOUNT / %	BLACK AMOUNT / %	HISPANIC AMOUNT / %	WOMAN AMOUNT / %	ASIAN PACIFIC AMOUNT / %	NATIVE AMERICAN AMOUNT / %	SERVICE-DISABLED VETERAN AMOUNT / %
332 - TX DEPT OF HOUSING & COMM AFFAIRS - Statewide Grand Total Expenditures								
T	\$7,476,567	\$675,781 / 9.04%	\$19,871 / 0.27%	\$115,730 / 1.55%	\$263,751 / 3.53%	\$230,520 / 3.08%	\$2,709 / 0.04%	\$43,200 / 0.58%
N	0	0 / 0%	0 / 0%	0 / 0%	0 / 0%	0 / 0%	0 / 0%	0 / 0%
S	***	0 / 0%	0 / 0%	0 / 0%	0 / 0%	0 / 0%	0 / 0%	0 / 0%
-TC	\$11,165	0 / 0%	0 / 0%	0 / 0%	0 / 0%	0 / 0%	0 / 0%	0 / 0%
-I	\$5,315,417	0 / 0%	0 / 0%	0 / 0%	0 / 0%	0 / 0%	0 / 0%	0 / 0%
	\$2,149,985	\$675,781 / 9.04%	\$19,871 / 0.27%	\$115,730 / 1.55%	\$263,751 / 3.53%	\$230,520 / 3.08%	\$2,709 / 0.04%	\$43,200 / 0.58%

*** DOLLARS REPORTED BUT NOT SHOWN IN THESE COLUMNS. T=TREASURY, N=NON-TREASURY, S=SUBCONTRACTOR FUNDS & PROCUREMENT CARD HUB PURCHASES, TC=TERM CONTRACT, I= INTER GOVERNMENTAL



TEXAS HISTORICALLY UNDERUTILIZED BUSINESS (HUB) SEMI-ANNUAL REPORT RECEIVED FOR FISCAL YEAR 2025

SECTION VII - STATE AGENCY EXPENDITURE DATA

FUND TYPE	TOTAL EXPENDITURE	TOTAL SPENT WITH HUBS AMOUNT / %	BLACK AMOUNT / %	HISPANIC AMOUNT / %	WOMAN AMOUNT / %	ASIAN PACIFIC AMOUNT / %	NATIVE AMERICAN AMOUNT / %	SERVICE-DISABLED VETERAN AMOUNT / %
-----------	-------------------	----------------------------------	------------------	---------------------	------------------	--------------------------	----------------------------	-------------------------------------

338 - STATE PENSION REVIEW BOARD - HEAVY CONSTRUCTION UNADJUSTED GOAL IS 11.2%

T	0	0 / 0%	0 / 0%	0 / 0%	0 / 0%	0 / 0%	0 / 0%	0 / 0%
N	0	0 / 0%	0 / 0%	0 / 0%	0 / 0%	0 / 0%	0 / 0%	0 / 0%
S	***	0 / 0%	0 / 0%	0 / 0%	0 / 0%	0 / 0%	0 / 0%	0 / 0%
-TC	0	0 / 0%	0 / 0%	0 / 0%	0 / 0%	0 / 0%	0 / 0%	0 / 0%
-I	0	0 / 0%	0 / 0%	0 / 0%	0 / 0%	0 / 0%	0 / 0%	0 / 0%
	0	0 / 0%	0 / 0%	0 / 0%	0 / 0%	0 / 0%	0 / 0%	0 / 0%

338 - STATE PENSION REVIEW BOARD - BUILDING CONSTRUCTION UNADJUSTED GOAL IS 21.1%

T	0	0 / 0%	0 / 0%	0 / 0%	0 / 0%	0 / 0%	0 / 0%	0 / 0%
N	0	0 / 0%	0 / 0%	0 / 0%	0 / 0%	0 / 0%	0 / 0%	0 / 0%
S	***	0 / 0%	0 / 0%	0 / 0%	0 / 0%	0 / 0%	0 / 0%	0 / 0%
-TC	0	0 / 0%	0 / 0%	0 / 0%	0 / 0%	0 / 0%	0 / 0%	0 / 0%
-I	0	0 / 0%	0 / 0%	0 / 0%	0 / 0%	0 / 0%	0 / 0%	0 / 0%
	0	0 / 0%	0 / 0%	0 / 0%	0 / 0%	0 / 0%	0 / 0%	0 / 0%

338 - STATE PENSION REVIEW BOARD - SPECIAL TRADE UNADJUSTED GOAL IS 32.9%

T	0	0 / 0%	0 / 0%	0 / 0%	0 / 0%	0 / 0%	0 / 0%	0 / 0%
N	0	0 / 0%	0 / 0%	0 / 0%	0 / 0%	0 / 0%	0 / 0%	0 / 0%
S	***	0 / 0%	0 / 0%	0 / 0%	0 / 0%	0 / 0%	0 / 0%	0 / 0%
-TC	0	0 / 0%	0 / 0%	0 / 0%	0 / 0%	0 / 0%	0 / 0%	0 / 0%
-I	0	0 / 0%	0 / 0%	0 / 0%	0 / 0%	0 / 0%	0 / 0%	0 / 0%
	0	0 / 0%	0 / 0%	0 / 0%	0 / 0%	0 / 0%	0 / 0%	0 / 0%

*** DOLLARS REPORTED BUT NOT SHOWN IN THESE COLUMNS. T=TREASURY, N=NON-TREASURY, S=SUBCONTRACTOR FUNDS & PROCUREMENT CARD HUB PURCHASES, TC=TERM CONTRACT, I= INTER GOVERNMENTAL



TEXAS HISTORICALLY UNDERUTILIZED BUSINESS (HUB) SEMI-ANNUAL REPORT RECEIVED FOR FISCAL YEAR 2025

SECTION VII - STATE AGENCY EXPENDITURE DATA

FUND TYPE	TOTAL EXPENDITURE	TOTAL SPENT WITH HUBS AMOUNT / %	BLACK AMOUNT / %	HISPANIC AMOUNT / %	WOMAN AMOUNT / %	ASIAN PACIFIC AMOUNT / %	NATIVE AMERICAN AMOUNT / %	SERVICE-DISABLED VETERAN AMOUNT / %
-----------	-------------------	----------------------------------	------------------	---------------------	------------------	--------------------------	----------------------------	-------------------------------------

338 - STATE PENSION REVIEW BOARD - PROFESSIONAL SERVICES UNADJUSTED GOAL IS 23.7%

T	0	0 / 0%	0 / 0%	0 / 0%	0 / 0%	0 / 0%	0 / 0%	0 / 0%
N	0	0 / 0%	0 / 0%	0 / 0%	0 / 0%	0 / 0%	0 / 0%	0 / 0%
S	***	0 / 0%	0 / 0%	0 / 0%	0 / 0%	0 / 0%	0 / 0%	0 / 0%
-TC	0	0 / 0%	0 / 0%	0 / 0%	0 / 0%	0 / 0%	0 / 0%	0 / 0%
-I	0	0 / 0%	0 / 0%	0 / 0%	0 / 0%	0 / 0%	0 / 0%	0 / 0%
	0	0 / 0%	0 / 0%	0 / 0%	0 / 0%	0 / 0%	0 / 0%	0 / 0%

338 - STATE PENSION REVIEW BOARD - OTHER SERVICES UNADJUSTED GOAL IS 26%

T	\$33,210	\$27,115 / 81.64%	0 / 0%	0 / 0%	\$27,115 / 81.64%	0 / 0%	0 / 0%	0 / 0%
N	0	0 / 0%	0 / 0%	0 / 0%	0 / 0%	0 / 0%	0 / 0%	0 / 0%
S	***	0 / 0%	0 / 0%	0 / 0%	0 / 0%	0 / 0%	0 / 0%	0 / 0%
-TC	0	0 / 0%	0 / 0%	0 / 0%	0 / 0%	0 / 0%	0 / 0%	0 / 0%
-I	\$695	0 / 0%	0 / 0%	0 / 0%	0 / 0%	0 / 0%	0 / 0%	0 / 0%
	\$32,515	\$27,115 / 81.64%	0 / 0%	0 / 0%	\$27,115 / 81.64%	0 / 0%	0 / 0%	0 / 0%

338 - STATE PENSION REVIEW BOARD - COMMODITY PURCHASING UNADJUSTED GOAL IS 21.1%

T	\$20,773	\$1,411 / 6.79%	\$1,411 / 6.79%	0 / 0%	0 / 0%	0 / 0%	0 / 0%	0 / 0%
N	0	0 / 0%	0 / 0%	0 / 0%	0 / 0%	0 / 0%	0 / 0%	0 / 0%
S	***	0 / 0%	0 / 0%	0 / 0%	0 / 0%	0 / 0%	0 / 0%	0 / 0%
-TC	0	0 / 0%	0 / 0%	0 / 0%	0 / 0%	0 / 0%	0 / 0%	0 / 0%
-I	0	0 / 0%	0 / 0%	0 / 0%	0 / 0%	0 / 0%	0 / 0%	0 / 0%
	\$20,773	\$1,411 / 6.79%	\$1,411 / 6.79%	0 / 0%	0 / 0%	0 / 0%	0 / 0%	0 / 0%

*** DOLLARS REPORTED BUT NOT SHOWN IN THESE COLUMNS. T=TREASURY, N=NON-TREASURY, S=SUBCONTRACTOR FUNDS & PROCUREMENT CARD HUB PURCHASES, TC=TERM CONTRACT, I= INTER GOVERNMENTAL



TEXAS HISTORICALLY UNDERUTILIZED BUSINESS (HUB) SEMI-ANNUAL REPORT RECEIVED FOR FISCAL YEAR 2025

SECTION VII - STATE AGENCY EXPENDITURE DATA

FUND TYPE	TOTAL EXPENDITURE	TOTAL SPENT WITH HUBS AMOUNT / %	BLACK AMOUNT / %	HISPANIC AMOUNT / %	WOMAN AMOUNT / %	ASIAN PACIFIC AMOUNT / %	NATIVE AMERICAN AMOUNT / %	SERVICE-DISABLED VETERAN AMOUNT / %
338 - STATE PENSION REVIEW BOARD - Statewide Grand Total Expenditures								
T	\$53,984	\$28,526 / 52.84%	\$1,411 / 2.61%	0 / 0%	\$27,115 / 50.23%	0 / 0%	0 / 0%	0 / 0%
N	0	0 / 0%	0 / 0%	0 / 0%	0 / 0%	0 / 0%	0 / 0%	0 / 0%
S	***	0 / 0%	0 / 0%	0 / 0%	0 / 0%	0 / 0%	0 / 0%	0 / 0%
-TC	0	0 / 0%	0 / 0%	0 / 0%	0 / 0%	0 / 0%	0 / 0%	0 / 0%
-I	\$695	0 / 0%	0 / 0%	0 / 0%	0 / 0%	0 / 0%	0 / 0%	0 / 0%
	\$53,289	\$28,526 / 52.84%	\$1,411 / 2.61%	0 / 0%	\$27,115 / 50.23%	0 / 0%	0 / 0%	0 / 0%

*** DOLLARS REPORTED BUT NOT SHOWN IN THESE COLUMNS. T=TREASURY, N=NON-TREASURY, S=SUBCONTRACTOR FUNDS & PROCUREMENT CARD HUB PURCHASES, TC=TERM CONTRACT, I= INTER GOVERNMENTAL



TEXAS HISTORICALLY UNDERUTILIZED BUSINESS (HUB) SEMI-ANNUAL REPORT RECEIVED FOR FISCAL YEAR 2025

SECTION VII - STATE AGENCY EXPENDITURE DATA

FUND TYPE	TOTAL EXPENDITURE	TOTAL SPENT WITH HUBS AMOUNT / %	BLACK AMOUNT / %	HISPANIC AMOUNT / %	WOMAN AMOUNT / %	ASIAN PACIFIC AMOUNT / %	NATIVE AMERICAN AMOUNT / %	SERVICE-DISABLED VETERAN AMOUNT / %
-----------	-------------------	----------------------------------	------------------	---------------------	------------------	--------------------------	----------------------------	-------------------------------------

347 - TEXAS PUBLIC FINANCE AUTHORITY - HEAVY CONSTRUCTION UNADJUSTED GOAL IS 11.2%

T	0	0 / 0%	0 / 0%	0 / 0%	0 / 0%	0 / 0%	0 / 0%	0 / 0%
N	0	0 / 0%	0 / 0%	0 / 0%	0 / 0%	0 / 0%	0 / 0%	0 / 0%
S	***	0 / 0%	0 / 0%	0 / 0%	0 / 0%	0 / 0%	0 / 0%	0 / 0%
-TC	0	0 / 0%	0 / 0%	0 / 0%	0 / 0%	0 / 0%	0 / 0%	0 / 0%
-I	0	0 / 0%	0 / 0%	0 / 0%	0 / 0%	0 / 0%	0 / 0%	0 / 0%
	0	0 / 0%	0 / 0%	0 / 0%	0 / 0%	0 / 0%	0 / 0%	0 / 0%

347 - TEXAS PUBLIC FINANCE AUTHORITY - BUILDING CONSTRUCTION UNADJUSTED GOAL IS 21.1%

T	0	0 / 0%	0 / 0%	0 / 0%	0 / 0%	0 / 0%	0 / 0%	0 / 0%
N	0	0 / 0%	0 / 0%	0 / 0%	0 / 0%	0 / 0%	0 / 0%	0 / 0%
S	***	0 / 0%	0 / 0%	0 / 0%	0 / 0%	0 / 0%	0 / 0%	0 / 0%
-TC	0	0 / 0%	0 / 0%	0 / 0%	0 / 0%	0 / 0%	0 / 0%	0 / 0%
-I	0	0 / 0%	0 / 0%	0 / 0%	0 / 0%	0 / 0%	0 / 0%	0 / 0%
	0	0 / 0%	0 / 0%	0 / 0%	0 / 0%	0 / 0%	0 / 0%	0 / 0%

347 - TEXAS PUBLIC FINANCE AUTHORITY - SPECIAL TRADE UNADJUSTED GOAL IS 32.9%

T	0	0 / 0%	0 / 0%	0 / 0%	0 / 0%	0 / 0%	0 / 0%	0 / 0%
N	0	0 / 0%	0 / 0%	0 / 0%	0 / 0%	0 / 0%	0 / 0%	0 / 0%
S	***	0 / 0%	0 / 0%	0 / 0%	0 / 0%	0 / 0%	0 / 0%	0 / 0%
-TC	0	0 / 0%	0 / 0%	0 / 0%	0 / 0%	0 / 0%	0 / 0%	0 / 0%
-I	0	0 / 0%	0 / 0%	0 / 0%	0 / 0%	0 / 0%	0 / 0%	0 / 0%
	0	0 / 0%	0 / 0%	0 / 0%	0 / 0%	0 / 0%	0 / 0%	0 / 0%

*** DOLLARS REPORTED BUT NOT SHOWN IN THESE COLUMNS. T=TREASURY, N=NON-TREASURY, S=SUBCONTRACTOR FUNDS & PROCUREMENT CARD HUB PURCHASES, TC=TERM CONTRACT, I= INTER GOVERNMENTAL



TEXAS HISTORICALLY UNDERUTILIZED BUSINESS (HUB) SEMI-ANNUAL REPORT RECEIVED FOR FISCAL YEAR 2025

SECTION VII - STATE AGENCY EXPENDITURE DATA

FUND TYPE	TOTAL EXPENDITURE	TOTAL SPENT WITH HUBS AMOUNT / %	BLACK AMOUNT / %	HISPANIC AMOUNT / %	WOMAN AMOUNT / %	ASIAN PACIFIC AMOUNT / %	NATIVE AMERICAN AMOUNT / %	SERVICE-DISABLED VETERAN AMOUNT / %
-----------	-------------------	----------------------------------	------------------	---------------------	------------------	--------------------------	----------------------------	-------------------------------------

347 - TEXAS PUBLIC FINANCE AUTHORITY - PROFESSIONAL SERVICES UNADJUSTED GOAL IS 23.7%

T	\$259,510	\$67,582 / 26.04%	0 / 0%	\$67,582 / 26.04%	0 / 0%	0 / 0%	0 / 0%	0 / 0%
N	0	0 / 0%	0 / 0%	0 / 0%	0 / 0%	0 / 0%	0 / 0%	0 / 0%
S	***	0 / 0%	0 / 0%	0 / 0%	0 / 0%	0 / 0%	0 / 0%	0 / 0%
-TC	0	0 / 0%	0 / 0%	0 / 0%	0 / 0%	0 / 0%	0 / 0%	0 / 0%
-I	\$1,500	0 / 0%	0 / 0%	0 / 0%	0 / 0%	0 / 0%	0 / 0%	0 / 0%
	\$258,010	\$67,582 / 26.04%	0 / 0%	\$67,582 / 26.04%	0 / 0%	0 / 0%	0 / 0%	0 / 0%

347 - TEXAS PUBLIC FINANCE AUTHORITY - OTHER SERVICES UNADJUSTED GOAL IS 26%

T	\$258,841	\$125,825 / 48.61%	0 / 0%	\$125,825 / 48.61%	0 / 0%	0 / 0%	0 / 0%	0 / 0%
N	0	0 / 0%	0 / 0%	0 / 0%	0 / 0%	0 / 0%	0 / 0%	0 / 0%
S	***	0 / 0%	0 / 0%	0 / 0%	0 / 0%	0 / 0%	0 / 0%	0 / 0%
-TC	\$463	0 / 0%	0 / 0%	0 / 0%	0 / 0%	0 / 0%	0 / 0%	0 / 0%
-I	0	0 / 0%	0 / 0%	0 / 0%	0 / 0%	0 / 0%	0 / 0%	0 / 0%
	\$258,377	\$125,825 / 48.61%	0 / 0%	\$125,825 / 48.61%	0 / 0%	0 / 0%	0 / 0%	0 / 0%

347 - TEXAS PUBLIC FINANCE AUTHORITY - COMMODITY PURCHASING UNADJUSTED GOAL IS 21.1%

T	\$9,142	0 / 0%	0 / 0%	0 / 0%	0 / 0%	0 / 0%	0 / 0%	0 / 0%
N	0	0 / 0%	0 / 0%	0 / 0%	0 / 0%	0 / 0%	0 / 0%	0 / 0%
S	***	0 / 0%	0 / 0%	0 / 0%	0 / 0%	0 / 0%	0 / 0%	0 / 0%
-TC	\$16	0 / 0%	0 / 0%	0 / 0%	0 / 0%	0 / 0%	0 / 0%	0 / 0%
-I	0	0 / 0%	0 / 0%	0 / 0%	0 / 0%	0 / 0%	0 / 0%	0 / 0%
	\$9,126	0 / 0%	0 / 0%	0 / 0%	0 / 0%	0 / 0%	0 / 0%	0 / 0%

*** DOLLARS REPORTED BUT NOT SHOWN IN THESE COLUMNS. T=TREASURY, N=NON-TREASURY, S=SUBCONTRACTOR FUNDS & PROCUREMENT CARD HUB PURCHASES, TC=TERM CONTRACT, I= INTER GOVERNMENTAL



TEXAS HISTORICALLY UNDERUTILIZED BUSINESS (HUB) SEMI-ANNUAL REPORT RECEIVED FOR FISCAL YEAR 2025

SECTION VII - STATE AGENCY EXPENDITURE DATA

FUND TYPE	TOTAL EXPENDITURE	TOTAL SPENT WITH HUBS AMOUNT / %	BLACK AMOUNT / %	HISPANIC AMOUNT / %	WOMAN AMOUNT / %	ASIAN PACIFIC AMOUNT / %	NATIVE AMERICAN AMOUNT / %	SERVICE-DISABLED VETERAN AMOUNT / %
347 - TEXAS PUBLIC FINANCE AUTHORITY - Statewide Grand Total Expenditures								
T	\$527,492	\$193,407 / 36.67%	0 / 0%	\$193,407 / 36.67%	0 / 0%	0 / 0%	0 / 0%	0 / 0%
N	0	0 / 0%	0 / 0%	0 / 0%	0 / 0%	0 / 0%	0 / 0%	0 / 0%
S	***	0 / 0%	0 / 0%	0 / 0%	0 / 0%	0 / 0%	0 / 0%	0 / 0%
-TC	\$479	0 / 0%	0 / 0%	0 / 0%	0 / 0%	0 / 0%	0 / 0%	0 / 0%
-I	\$1,500	0 / 0%	0 / 0%	0 / 0%	0 / 0%	0 / 0%	0 / 0%	0 / 0%
	\$525,513	\$193,407 / 36.67%	0 / 0%	\$193,407 / 36.67%	0 / 0%	0 / 0%	0 / 0%	0 / 0%

*** DOLLARS REPORTED BUT NOT SHOWN IN THESE COLUMNS. T=TREASURY, N=NON-TREASURY, S=SUBCONTRACTOR FUNDS & PROCUREMENT CARD HUB PURCHASES, TC=TERM CONTRACT, I= INTER GOVERNMENTAL



TEXAS HISTORICALLY UNDERUTILIZED BUSINESS (HUB) SEMI-ANNUAL REPORT RECEIVED FOR FISCAL YEAR 2025

SECTION VII - STATE AGENCY EXPENDITURE DATA

FUND TYPE	TOTAL EXPENDITURE	TOTAL SPENT WITH HUBS AMOUNT / %	BLACK AMOUNT / %	HISPANIC AMOUNT / %	WOMAN AMOUNT / %	ASIAN PACIFIC AMOUNT / %	NATIVE AMERICAN AMOUNT / %	SERVICE-DISABLED VETERAN AMOUNT / %
-----------	-------------------	----------------------------------	------------------	---------------------	------------------	--------------------------	----------------------------	-------------------------------------

352 - TEXAS BOND REVIEW BOARD - HEAVY CONSTRUCTION UNADJUSTED GOAL IS 11.2%

T	0	0 / 0%	0 / 0%	0 / 0%	0 / 0%	0 / 0%	0 / 0%	0 / 0%
N	0	0 / 0%	0 / 0%	0 / 0%	0 / 0%	0 / 0%	0 / 0%	0 / 0%
S	***	0 / 0%	0 / 0%	0 / 0%	0 / 0%	0 / 0%	0 / 0%	0 / 0%
-TC	0	0 / 0%	0 / 0%	0 / 0%	0 / 0%	0 / 0%	0 / 0%	0 / 0%
-I	0	0 / 0%	0 / 0%	0 / 0%	0 / 0%	0 / 0%	0 / 0%	0 / 0%
	0	0 / 0%	0 / 0%	0 / 0%	0 / 0%	0 / 0%	0 / 0%	0 / 0%

352 - TEXAS BOND REVIEW BOARD - BUILDING CONSTRUCTION UNADJUSTED GOAL IS 21.1%

T	0	0 / 0%	0 / 0%	0 / 0%	0 / 0%	0 / 0%	0 / 0%	0 / 0%
N	0	0 / 0%	0 / 0%	0 / 0%	0 / 0%	0 / 0%	0 / 0%	0 / 0%
S	***	0 / 0%	0 / 0%	0 / 0%	0 / 0%	0 / 0%	0 / 0%	0 / 0%
-TC	0	0 / 0%	0 / 0%	0 / 0%	0 / 0%	0 / 0%	0 / 0%	0 / 0%
-I	0	0 / 0%	0 / 0%	0 / 0%	0 / 0%	0 / 0%	0 / 0%	0 / 0%
	0	0 / 0%	0 / 0%	0 / 0%	0 / 0%	0 / 0%	0 / 0%	0 / 0%

352 - TEXAS BOND REVIEW BOARD - SPECIAL TRADE UNADJUSTED GOAL IS 32.9%

T	0	0 / 0%	0 / 0%	0 / 0%	0 / 0%	0 / 0%	0 / 0%	0 / 0%
N	0	0 / 0%	0 / 0%	0 / 0%	0 / 0%	0 / 0%	0 / 0%	0 / 0%
S	***	0 / 0%	0 / 0%	0 / 0%	0 / 0%	0 / 0%	0 / 0%	0 / 0%
-TC	0	0 / 0%	0 / 0%	0 / 0%	0 / 0%	0 / 0%	0 / 0%	0 / 0%
-I	0	0 / 0%	0 / 0%	0 / 0%	0 / 0%	0 / 0%	0 / 0%	0 / 0%
	0	0 / 0%	0 / 0%	0 / 0%	0 / 0%	0 / 0%	0 / 0%	0 / 0%

*** DOLLARS REPORTED BUT NOT SHOWN IN THESE COLUMNS. T=TREASURY, N=NON-TREASURY, S=SUBCONTRACTOR FUNDS & PROCUREMENT CARD HUB PURCHASES, TC=TERM CONTRACT, I= INTER GOVERNMENTAL



TEXAS HISTORICALLY UNDERUTILIZED BUSINESS (HUB) SEMI-ANNUAL REPORT RECEIVED FOR FISCAL YEAR 2025

SECTION VII - STATE AGENCY EXPENDITURE DATA

FUND TYPE	TOTAL EXPENDITURE	TOTAL SPENT WITH HUBS AMOUNT / %	BLACK AMOUNT / %	HISPANIC AMOUNT / %	WOMAN AMOUNT / %	ASIAN PACIFIC AMOUNT / %	NATIVE AMERICAN AMOUNT / %	SERVICE- DISABLED VETERAN AMOUNT / %
-----------	-------------------	-------------------------------------	---------------------	------------------------	---------------------	--------------------------------	----------------------------------	---

352 - TEXAS BOND REVIEW BOARD - PROFESSIONAL SERVICES UNADJUSTED GOAL IS 23.7%

T	0	0 / 0%	0 / 0%	0 / 0%	0 / 0%	0 / 0%	0 / 0%	0 / 0%
N	0	0 / 0%	0 / 0%	0 / 0%	0 / 0%	0 / 0%	0 / 0%	0 / 0%
S	***	0 / 0%	0 / 0%	0 / 0%	0 / 0%	0 / 0%	0 / 0%	0 / 0%
-TC	0	0 / 0%	0 / 0%	0 / 0%	0 / 0%	0 / 0%	0 / 0%	0 / 0%
-I	0	0 / 0%	0 / 0%	0 / 0%	0 / 0%	0 / 0%	0 / 0%	0 / 0%
	0	0 / 0%	0 / 0%	0 / 0%	0 / 0%	0 / 0%	0 / 0%	0 / 0%

352 - TEXAS BOND REVIEW BOARD - OTHER SERVICES UNADJUSTED GOAL IS 26%

T	\$114,063	\$104,500 / 91.62%	0 / 0%	0 / 0%	\$104,500 / 91.62%	0 / 0%	0 / 0%	0 / 0%
N	0	0 / 0%	0 / 0%	0 / 0%	0 / 0%	0 / 0%	0 / 0%	0 / 0%
S	***	0 / 0%	0 / 0%	0 / 0%	0 / 0%	0 / 0%	0 / 0%	0 / 0%
-TC	0	0 / 0%	0 / 0%	0 / 0%	0 / 0%	0 / 0%	0 / 0%	0 / 0%
-I	0	0 / 0%	0 / 0%	0 / 0%	0 / 0%	0 / 0%	0 / 0%	0 / 0%
	\$114,063	\$104,500 / 91.62%	0 / 0%	0 / 0%	\$104,500 / 91.62%	0 / 0%	0 / 0%	0 / 0%

352 - TEXAS BOND REVIEW BOARD - COMMODITY PURCHASING UNADJUSTED GOAL IS 21.1%

T	\$23,199	0 / 0%	0 / 0%	0 / 0%	0 / 0%	0 / 0%	0 / 0%	0 / 0%
N	0	0 / 0%	0 / 0%	0 / 0%	0 / 0%	0 / 0%	0 / 0%	0 / 0%
S	***	0 / 0%	0 / 0%	0 / 0%	0 / 0%	0 / 0%	0 / 0%	0 / 0%
-TC	0	0 / 0%	0 / 0%	0 / 0%	0 / 0%	0 / 0%	0 / 0%	0 / 0%
-I	0	0 / 0%	0 / 0%	0 / 0%	0 / 0%	0 / 0%	0 / 0%	0 / 0%
	\$23,199	0 / 0%	0 / 0%	0 / 0%	0 / 0%	0 / 0%	0 / 0%	0 / 0%

*** DOLLARS REPORTED BUT NOT SHOWN IN THESE COLUMNS. T=TREASURY, N=NON-TREASURY, S=SUBCONTRACTOR FUNDS & PROCUREMENT CARD HUB PURCHASES, TC=TERM CONTRACT, I= INTER GOVERNMENT



TEXAS HISTORICALLY UNDERUTILIZED BUSINESS (HUB) SEMI-ANNUAL REPORT RECEIVED FOR FISCAL YEAR 2025

SECTION VII - STATE AGENCY EXPENDITURE DATA

FUND TYPE	TOTAL EXPENDITURE	TOTAL SPENT WITH HUBS AMOUNT / %	BLACK AMOUNT / %	HISPANIC AMOUNT / %	WOMAN AMOUNT / %	ASIAN PACIFIC AMOUNT / %	NATIVE AMERICAN AMOUNT / %	SERVICE-DISABLED VETERAN AMOUNT / %
352 - TEXAS BOND REVIEW BOARD - Statewide Grand Total Expenditures								
T	\$137,262	\$104,500 / 76.13%	0 / 0%	0 / 0%	\$104,500 / 76.13%	0 / 0%	0 / 0%	0 / 0%
N	0	0 / 0%	0 / 0%	0 / 0%	0 / 0%	0 / 0%	0 / 0%	0 / 0%
S	***	0 / 0%	0 / 0%	0 / 0%	0 / 0%	0 / 0%	0 / 0%	0 / 0%
-TC	0	0 / 0%	0 / 0%	0 / 0%	0 / 0%	0 / 0%	0 / 0%	0 / 0%
-I	0	0 / 0%	0 / 0%	0 / 0%	0 / 0%	0 / 0%	0 / 0%	0 / 0%
	\$137,262	\$104,500 / 76.13%	0 / 0%	0 / 0%	\$104,500 / 76.13%	0 / 0%	0 / 0%	0 / 0%

*** DOLLARS REPORTED BUT NOT SHOWN IN THESE COLUMNS. T=TREASURY, N=NON-TREASURY, S=SUBCONTRACTOR FUNDS & PROCUREMENT CARD HUB PURCHASES, TC=TERM CONTRACT, I= INTER GOVERNMENTAL



TEXAS HISTORICALLY UNDERUTILIZED BUSINESS (HUB) SEMI-ANNUAL REPORT RECEIVED FOR FISCAL YEAR 2025

SECTION VII - STATE AGENCY EXPENDITURE DATA

FUND TYPE	TOTAL EXPENDITURE	TOTAL SPENT WITH HUBS AMOUNT / %	BLACK AMOUNT / %	HISPANIC AMOUNT / %	WOMAN AMOUNT / %	ASIAN PACIFIC AMOUNT / %	NATIVE AMERICAN AMOUNT / %	SERVICE-DISABLED VETERAN AMOUNT / %
-----------	-------------------	----------------------------------	------------------	---------------------	------------------	--------------------------	----------------------------	-------------------------------------

356 - TEXAS ETHICS COMMISSION - HEAVY CONSTRUCTION UNADJUSTED GOAL IS 11.2%

T	0	0 / 0%	0 / 0%	0 / 0%	0 / 0%	0 / 0%	0 / 0%	0 / 0%
N	0	0 / 0%	0 / 0%	0 / 0%	0 / 0%	0 / 0%	0 / 0%	0 / 0%
S	***	0 / 0%	0 / 0%	0 / 0%	0 / 0%	0 / 0%	0 / 0%	0 / 0%
-TC	0	0 / 0%	0 / 0%	0 / 0%	0 / 0%	0 / 0%	0 / 0%	0 / 0%
-I	0	0 / 0%	0 / 0%	0 / 0%	0 / 0%	0 / 0%	0 / 0%	0 / 0%
	0	0 / 0%	0 / 0%	0 / 0%	0 / 0%	0 / 0%	0 / 0%	0 / 0%

356 - TEXAS ETHICS COMMISSION - BUILDING CONSTRUCTION UNADJUSTED GOAL IS 21.1%

T	0	0 / 0%	0 / 0%	0 / 0%	0 / 0%	0 / 0%	0 / 0%	0 / 0%
N	0	0 / 0%	0 / 0%	0 / 0%	0 / 0%	0 / 0%	0 / 0%	0 / 0%
S	***	0 / 0%	0 / 0%	0 / 0%	0 / 0%	0 / 0%	0 / 0%	0 / 0%
-TC	0	0 / 0%	0 / 0%	0 / 0%	0 / 0%	0 / 0%	0 / 0%	0 / 0%
-I	0	0 / 0%	0 / 0%	0 / 0%	0 / 0%	0 / 0%	0 / 0%	0 / 0%
	0	0 / 0%	0 / 0%	0 / 0%	0 / 0%	0 / 0%	0 / 0%	0 / 0%

356 - TEXAS ETHICS COMMISSION - SPECIAL TRADE UNADJUSTED GOAL IS 32.9%

T	0	0 / 0%	0 / 0%	0 / 0%	0 / 0%	0 / 0%	0 / 0%	0 / 0%
N	0	0 / 0%	0 / 0%	0 / 0%	0 / 0%	0 / 0%	0 / 0%	0 / 0%
S	***	0 / 0%	0 / 0%	0 / 0%	0 / 0%	0 / 0%	0 / 0%	0 / 0%
-TC	0	0 / 0%	0 / 0%	0 / 0%	0 / 0%	0 / 0%	0 / 0%	0 / 0%
-I	0	0 / 0%	0 / 0%	0 / 0%	0 / 0%	0 / 0%	0 / 0%	0 / 0%
	0	0 / 0%	0 / 0%	0 / 0%	0 / 0%	0 / 0%	0 / 0%	0 / 0%

*** DOLLARS REPORTED BUT NOT SHOWN IN THESE COLUMNS. T=TREASURY, N=NON-TREASURY, S=SUBCONTRACTOR FUNDS & PROCUREMENT CARD HUB PURCHASES, TC=TERM CONTRACT, I= INTER GOVERNMENTAL



TEXAS HISTORICALLY UNDERUTILIZED BUSINESS (HUB) SEMI-ANNUAL REPORT RECEIVED FOR FISCAL YEAR 2025

SECTION VII - STATE AGENCY EXPENDITURE DATA

FUND TYPE	TOTAL EXPENDITURE	TOTAL SPENT WITH HUBS AMOUNT / %	BLACK AMOUNT / %	HISPANIC AMOUNT / %	WOMAN AMOUNT / %	ASIAN PACIFIC AMOUNT / %	NATIVE AMERICAN AMOUNT / %	SERVICE-DISABLED VETERAN AMOUNT / %
356 - TEXAS ETHICS COMMISSION - PROFESSIONAL SERVICES UNADJUSTED GOAL IS 23.7%								
T	\$4,040	\$4,040 / 100.00%	0 / 0%	0 / 0%	\$4,040 / 100.00%	0 / 0%	0 / 0%	0 / 0%
N	0	0 / 0%	0 / 0%	0 / 0%	0 / 0%	0 / 0%	0 / 0%	0 / 0%
S	***	0 / 0%	0 / 0%	0 / 0%	0 / 0%	0 / 0%	0 / 0%	0 / 0%
-TC	0	0 / 0%	0 / 0%	0 / 0%	0 / 0%	0 / 0%	0 / 0%	0 / 0%
-I	0	0 / 0%	0 / 0%	0 / 0%	0 / 0%	0 / 0%	0 / 0%	0 / 0%
	\$4,040	\$4,040 / 100.00%	0 / 0%	0 / 0%	\$4,040 / 100.00%	0 / 0%	0 / 0%	0 / 0%
356 - TEXAS ETHICS COMMISSION - OTHER SERVICES UNADJUSTED GOAL IS 26%								
T	\$605,771	\$417,577 / 68.93%	0 / 0%	\$16,382 / 2.70%	\$401,194 / 66.23%	0 / 0%	0 / 0%	0 / 0%
N	0	0 / 0%	0 / 0%	0 / 0%	0 / 0%	0 / 0%	0 / 0%	0 / 0%
S	***	0 / 0%	0 / 0%	0 / 0%	0 / 0%	0 / 0%	0 / 0%	0 / 0%
-TC	0	0 / 0%	0 / 0%	0 / 0%	0 / 0%	0 / 0%	0 / 0%	0 / 0%
-I	0	0 / 0%	0 / 0%	0 / 0%	0 / 0%	0 / 0%	0 / 0%	0 / 0%
	\$605,771	\$417,577 / 68.93%	0 / 0%	\$16,382 / 2.70%	\$401,194 / 66.23%	0 / 0%	0 / 0%	0 / 0%
356 - TEXAS ETHICS COMMISSION - COMMODITY PURCHASING UNADJUSTED GOAL IS 21.1%								
T	\$6,486	\$1,020 / 15.73%	\$49 / 0.76%	\$971 / 14.97%	0 / 0%	0 / 0%	0 / 0%	0 / 0%
N	0	0 / 0%	0 / 0%	0 / 0%	0 / 0%	0 / 0%	0 / 0%	0 / 0%
S	***	0 / 0%	0 / 0%	0 / 0%	0 / 0%	0 / 0%	0 / 0%	0 / 0%
-TC	0	0 / 0%	0 / 0%	0 / 0%	0 / 0%	0 / 0%	0 / 0%	0 / 0%
-I	0	0 / 0%	0 / 0%	0 / 0%	0 / 0%	0 / 0%	0 / 0%	0 / 0%
	\$6,486	\$1,020 / 15.73%	\$49 / 0.76%	\$971 / 14.97%	0 / 0%	0 / 0%	0 / 0%	0 / 0%

*** DOLLARS REPORTED BUT NOT SHOWN IN THESE COLUMNS. T=TREASURY, N=NON-TREASURY, S=SUBCONTRACTOR FUNDS & PROCUREMENT CARD HUB PURCHASES, TC=TERM CONTRACT, I= INTER GOVERNMENTAL



TEXAS HISTORICALLY UNDERUTILIZED BUSINESS (HUB) SEMI-ANNUAL REPORT RECEIVED FOR FISCAL YEAR 2025

SECTION VII - STATE AGENCY EXPENDITURE DATA

FUND TYPE	TOTAL EXPENDITURE	TOTAL SPENT WITH HUBS AMOUNT / %	BLACK AMOUNT / %	HISPANIC AMOUNT / %	WOMAN AMOUNT / %	ASIAN PACIFIC AMOUNT / %	NATIVE AMERICAN AMOUNT / %	SERVICE-DISABLED VETERAN AMOUNT / %
356 - TEXAS ETHICS COMMISSION - Statewide Grand Total Expenditures								
T	\$616,297	\$422,637 / 68.58%	\$49 / 0.01%	\$17,353 / 2.82%	\$405,234 / 65.75%	0 / 0%	0 / 0%	0 / 0%
N	0	0 / 0%	0 / 0%	0 / 0%	0 / 0%	0 / 0%	0 / 0%	0 / 0%
S	***	0 / 0%	0 / 0%	0 / 0%	0 / 0%	0 / 0%	0 / 0%	0 / 0%
-TC	0	0 / 0%	0 / 0%	0 / 0%	0 / 0%	0 / 0%	0 / 0%	0 / 0%
-I	0	0 / 0%	0 / 0%	0 / 0%	0 / 0%	0 / 0%	0 / 0%	0 / 0%
	\$616,297	\$422,637 / 68.58%	\$49 / 0.01%	\$17,353 / 2.82%	\$405,234 / 65.75%	0 / 0%	0 / 0%	0 / 0%

*** DOLLARS REPORTED BUT NOT SHOWN IN THESE COLUMNS. T=TREASURY, N=NON-TREASURY, S=SUBCONTRACTOR FUNDS & PROCUREMENT CARD HUB PURCHASES, TC=TERM CONTRACT, I= INTER GOVERNMENTAL



TEXAS HISTORICALLY UNDERUTILIZED BUSINESS (HUB) SEMI-ANNUAL REPORT RECEIVED FOR FISCAL YEAR 2025

SECTION VII - STATE AGENCY EXPENDITURE DATA

FUND TYPE	TOTAL EXPENDITURE	TOTAL SPENT WITH HUBS AMOUNT / %	BLACK AMOUNT / %	HISPANIC AMOUNT / %	WOMAN AMOUNT / %	ASIAN PACIFIC AMOUNT / %	NATIVE AMERICAN AMOUNT / %	SERVICE-DISABLED VETERAN AMOUNT / %
-----------	-------------------	----------------------------------	------------------	---------------------	------------------	--------------------------	----------------------------	-------------------------------------

358 - TEXAS SPACE COMMISSION - HEAVY CONSTRUCTION UNADJUSTED GOAL IS 11.2%

T	0	0 / 0%	0 / 0%	0 / 0%	0 / 0%	0 / 0%	0 / 0%	0 / 0%
N	0	0 / 0%	0 / 0%	0 / 0%	0 / 0%	0 / 0%	0 / 0%	0 / 0%
S	***	0 / 0%	0 / 0%	0 / 0%	0 / 0%	0 / 0%	0 / 0%	0 / 0%
-TC	0	0 / 0%	0 / 0%	0 / 0%	0 / 0%	0 / 0%	0 / 0%	0 / 0%
-I	0	0 / 0%	0 / 0%	0 / 0%	0 / 0%	0 / 0%	0 / 0%	0 / 0%
	0	0 / 0%	0 / 0%	0 / 0%	0 / 0%	0 / 0%	0 / 0%	0 / 0%

358 - TEXAS SPACE COMMISSION - BUILDING CONSTRUCTION UNADJUSTED GOAL IS 21.1%

T	0	0 / 0%	0 / 0%	0 / 0%	0 / 0%	0 / 0%	0 / 0%	0 / 0%
N	0	0 / 0%	0 / 0%	0 / 0%	0 / 0%	0 / 0%	0 / 0%	0 / 0%
S	***	0 / 0%	0 / 0%	0 / 0%	0 / 0%	0 / 0%	0 / 0%	0 / 0%
-TC	0	0 / 0%	0 / 0%	0 / 0%	0 / 0%	0 / 0%	0 / 0%	0 / 0%
-I	0	0 / 0%	0 / 0%	0 / 0%	0 / 0%	0 / 0%	0 / 0%	0 / 0%
	0	0 / 0%	0 / 0%	0 / 0%	0 / 0%	0 / 0%	0 / 0%	0 / 0%

358 - TEXAS SPACE COMMISSION - SPECIAL TRADE UNADJUSTED GOAL IS 32.9%

T	0	0 / 0%	0 / 0%	0 / 0%	0 / 0%	0 / 0%	0 / 0%	0 / 0%
N	0	0 / 0%	0 / 0%	0 / 0%	0 / 0%	0 / 0%	0 / 0%	0 / 0%
S	***	0 / 0%	0 / 0%	0 / 0%	0 / 0%	0 / 0%	0 / 0%	0 / 0%
-TC	0	0 / 0%	0 / 0%	0 / 0%	0 / 0%	0 / 0%	0 / 0%	0 / 0%
-I	0	0 / 0%	0 / 0%	0 / 0%	0 / 0%	0 / 0%	0 / 0%	0 / 0%
	0	0 / 0%	0 / 0%	0 / 0%	0 / 0%	0 / 0%	0 / 0%	0 / 0%

*** DOLLARS REPORTED BUT NOT SHOWN IN THESE COLUMNS. T=TREASURY, N=NON-TREASURY, S=SUBCONTRACTOR FUNDS & PROCUREMENT CARD HUB PURCHASES, TC=TERM CONTRACT, I= INTER GOVERNMENTAL



TEXAS HISTORICALLY UNDERUTILIZED BUSINESS (HUB) SEMI-ANNUAL REPORT RECEIVED FOR FISCAL YEAR 2025

SECTION VII - STATE AGENCY EXPENDITURE DATA

FUND TYPE	TOTAL EXPENDITURE	TOTAL SPENT WITH HUBS AMOUNT / %	BLACK AMOUNT / %	HISPANIC AMOUNT / %	WOMAN AMOUNT / %	ASIAN PACIFIC AMOUNT / %	NATIVE AMERICAN AMOUNT / %	SERVICE-DISABLED VETERAN AMOUNT / %
358 - TEXAS SPACE COMMISSION - PROFESSIONAL SERVICES UNADJUSTED GOAL IS 23.7%								
T	0	0 / 0%	0 / 0%	0 / 0%	0 / 0%	0 / 0%	0 / 0%	0 / 0%
N	0	0 / 0%	0 / 0%	0 / 0%	0 / 0%	0 / 0%	0 / 0%	0 / 0%
S	***	0 / 0%	0 / 0%	0 / 0%	0 / 0%	0 / 0%	0 / 0%	0 / 0%
-TC	0	0 / 0%	0 / 0%	0 / 0%	0 / 0%	0 / 0%	0 / 0%	0 / 0%
-I	0	0 / 0%	0 / 0%	0 / 0%	0 / 0%	0 / 0%	0 / 0%	0 / 0%
	0	0 / 0%	0 / 0%	0 / 0%	0 / 0%	0 / 0%	0 / 0%	0 / 0%

358 - TEXAS SPACE COMMISSION - OTHER SERVICES UNADJUSTED GOAL IS 26%

T	\$43,042	\$128 / 0.30%	0 / 0%	0 / 0%	\$128 / 0.30%	0 / 0%	0 / 0%	0 / 0%
N	0	0 / 0%	0 / 0%	0 / 0%	0 / 0%	0 / 0%	0 / 0%	0 / 0%
S	***	0 / 0%	0 / 0%	0 / 0%	0 / 0%	0 / 0%	0 / 0%	0 / 0%
-TC	\$128	\$128 / 100.00%	0 / 0%	0 / 0%	\$128 / 100.00%	0 / 0%	0 / 0%	0 / 0%
-I	0	0 / 0%	0 / 0%	0 / 0%	0 / 0%	0 / 0%	0 / 0%	0 / 0%
	\$42,914	0 / 100.30%	0 / 0%	0 / 0%	0 / 100.30%	0 / 0%	0 / 0%	0 / 0%

358 - TEXAS SPACE COMMISSION - COMMODITY PURCHASING UNADJUSTED GOAL IS 21.1%

T	\$55,594	0 / 0%	0 / 0%	0 / 0%	0 / 0%	0 / 0%	0 / 0%	0 / 0%
N	0	0 / 0%	0 / 0%	0 / 0%	0 / 0%	0 / 0%	0 / 0%	0 / 0%
S	***	0 / 0%	0 / 0%	0 / 0%	0 / 0%	0 / 0%	0 / 0%	0 / 0%
-TC	\$213	0 / 0%	0 / 0%	0 / 0%	0 / 0%	0 / 0%	0 / 0%	0 / 0%
-I	0	0 / 0%	0 / 0%	0 / 0%	0 / 0%	0 / 0%	0 / 0%	0 / 0%
	\$55,381	0 / 0%	0 / 0%	0 / 0%	0 / 0%	0 / 0%	0 / 0%	0 / 0%

*** DOLLARS REPORTED BUT NOT SHOWN IN THESE COLUMNS. T=TREASURY, N=NON-TREASURY, S=SUBCONTRACTOR FUNDS & PROCUREMENT CARD HUB PURCHASES, TC=TERM CONTRACT, I= INTER GOVERNMENT



TEXAS HISTORICALLY UNDERUTILIZED BUSINESS (HUB) SEMI-ANNUAL REPORT RECEIVED FOR FISCAL YEAR 2025

SECTION VII - STATE AGENCY EXPENDITURE DATA

FUND TYPE	TOTAL EXPENDITURE	TOTAL SPENT WITH HUBS AMOUNT / %	BLACK AMOUNT / %	HISPANIC AMOUNT / %	WOMAN AMOUNT / %	ASIAN PACIFIC AMOUNT / %	NATIVE AMERICAN AMOUNT / %	SERVICE-DISABLED VETERAN AMOUNT / %
358 - TEXAS SPACE COMMISSION - Statewide Grand Total Expenditures								
T	\$98,636	\$128 / 0.13%	0 / 0%	0 / 0%	\$128 / 0.13%	0 / 0%	0 / 0%	0 / 0%
N	0	0 / 0%	0 / 0%	0 / 0%	0 / 0%	0 / 0%	0 / 0%	0 / 0%
S	***	0 / 0%	0 / 0%	0 / 0%	0 / 0%	0 / 0%	0 / 0%	0 / 0%
-TC	\$341	\$128 / 37.44%	0 / 0%	0 / 0%	\$128 / 37.44%	0 / 0%	0 / 0%	0 / 0%
-I	0	0 / 0%	0 / 0%	0 / 0%	0 / 0%	0 / 0%	0 / 0%	0 / 0%
	\$98,295	0 / 37.57%	0 / 0%	0 / 0%	0 / 37.57%	0 / 0%	0 / 0%	0 / 0%

*** DOLLARS REPORTED BUT NOT SHOWN IN THESE COLUMNS. T=TREASURY, N=NON-TREASURY, S=SUBCONTRACTOR FUNDS & PROCUREMENT CARD HUB PURCHASES, TC=TERM CONTRACT, I= INTER GOVERNMENTAL



TEXAS HISTORICALLY UNDERUTILIZED BUSINESS (HUB) SEMI-ANNUAL REPORT RECEIVED FOR FISCAL YEAR 2025

SECTION VII - STATE AGENCY EXPENDITURE DATA

FUND TYPE	TOTAL EXPENDITURE	TOTAL SPENT WITH HUBS AMOUNT / %	BLACK AMOUNT / %	HISPANIC AMOUNT / %	WOMAN AMOUNT / %	ASIAN PACIFIC AMOUNT / %	NATIVE AMERICAN AMOUNT / %	SERVICE-DISABLED VETERAN AMOUNT / %
-----------	-------------------	----------------------------------	------------------	---------------------	------------------	--------------------------	----------------------------	-------------------------------------

359 - OFFICE OF PUBLIC INSURANCE COUNSEL - HEAVY CONSTRUCTION UNADJUSTED GOAL IS 11.2%

T	0	0 / 0%	0 / 0%	0 / 0%	0 / 0%	0 / 0%	0 / 0%	0 / 0%
N	0	0 / 0%	0 / 0%	0 / 0%	0 / 0%	0 / 0%	0 / 0%	0 / 0%
S	***	0 / 0%	0 / 0%	0 / 0%	0 / 0%	0 / 0%	0 / 0%	0 / 0%
-TC	0	0 / 0%	0 / 0%	0 / 0%	0 / 0%	0 / 0%	0 / 0%	0 / 0%
-I	0	0 / 0%	0 / 0%	0 / 0%	0 / 0%	0 / 0%	0 / 0%	0 / 0%
	0	0 / 0%	0 / 0%	0 / 0%	0 / 0%	0 / 0%	0 / 0%	0 / 0%

359 - OFFICE OF PUBLIC INSURANCE COUNSEL - BUILDING CONSTRUCTION UNADJUSTED GOAL IS 21.1%

T	0	0 / 0%	0 / 0%	0 / 0%	0 / 0%	0 / 0%	0 / 0%	0 / 0%
N	0	0 / 0%	0 / 0%	0 / 0%	0 / 0%	0 / 0%	0 / 0%	0 / 0%
S	***	0 / 0%	0 / 0%	0 / 0%	0 / 0%	0 / 0%	0 / 0%	0 / 0%
-TC	0	0 / 0%	0 / 0%	0 / 0%	0 / 0%	0 / 0%	0 / 0%	0 / 0%
-I	0	0 / 0%	0 / 0%	0 / 0%	0 / 0%	0 / 0%	0 / 0%	0 / 0%
	0	0 / 0%	0 / 0%	0 / 0%	0 / 0%	0 / 0%	0 / 0%	0 / 0%

359 - OFFICE OF PUBLIC INSURANCE COUNSEL - SPECIAL TRADE UNADJUSTED GOAL IS 32.9%

T	0	0 / 0%	0 / 0%	0 / 0%	0 / 0%	0 / 0%	0 / 0%	0 / 0%
N	0	0 / 0%	0 / 0%	0 / 0%	0 / 0%	0 / 0%	0 / 0%	0 / 0%
S	***	0 / 0%	0 / 0%	0 / 0%	0 / 0%	0 / 0%	0 / 0%	0 / 0%
-TC	0	0 / 0%	0 / 0%	0 / 0%	0 / 0%	0 / 0%	0 / 0%	0 / 0%
-I	0	0 / 0%	0 / 0%	0 / 0%	0 / 0%	0 / 0%	0 / 0%	0 / 0%
	0	0 / 0%	0 / 0%	0 / 0%	0 / 0%	0 / 0%	0 / 0%	0 / 0%

*** DOLLARS REPORTED BUT NOT SHOWN IN THESE COLUMNS. T=TREASURY, N=NON-TREASURY, S=SUBCONTRACTOR FUNDS & PROCUREMENT CARD HUB PURCHASES, TC=TERM CONTRACT, I= INTER GOVERNMENTAL



TEXAS HISTORICALLY UNDERUTILIZED BUSINESS (HUB) SEMI-ANNUAL REPORT RECEIVED FOR FISCAL YEAR 2025

SECTION VII - STATE AGENCY EXPENDITURE DATA

FUND TYPE	TOTAL EXPENDITURE	TOTAL SPENT WITH HUBS AMOUNT / %	BLACK AMOUNT / %	HISPANIC AMOUNT / %	WOMAN AMOUNT / %	ASIAN PACIFIC AMOUNT / %	NATIVE AMERICAN AMOUNT / %	SERVICE-DISABLED VETERAN AMOUNT / %
-----------	-------------------	----------------------------------	------------------	---------------------	------------------	--------------------------	----------------------------	-------------------------------------

359 - OFFICE OF PUBLIC INSURANCE COUNSEL - PROFESSIONAL SERVICES UNADJUSTED GOAL IS 23.7%

T	\$5,360	\$5,360 / 100.00%	0 / 0%	0 / 0%	\$5,360 / 100.00%	0 / 0%	0 / 0%	0 / 0%
N	0	0 / 0%	0 / 0%	0 / 0%	0 / 0%	0 / 0%	0 / 0%	0 / 0%
S	***	0 / 0%	0 / 0%	0 / 0%	0 / 0%	0 / 0%	0 / 0%	0 / 0%
-TC	0	0 / 0%	0 / 0%	0 / 0%	0 / 0%	0 / 0%	0 / 0%	0 / 0%
-I	0	0 / 0%	0 / 0%	0 / 0%	0 / 0%	0 / 0%	0 / 0%	0 / 0%
	\$5,360	\$5,360 / 100.00%	0 / 0%	0 / 0%	\$5,360 / 100.00%	0 / 0%	0 / 0%	0 / 0%

359 - OFFICE OF PUBLIC INSURANCE COUNSEL - OTHER SERVICES UNADJUSTED GOAL IS 26%

T	\$8,268	0 / 0%	0 / 0%	0 / 0%	0 / 0%	0 / 0%	0 / 0%	0 / 0%
N	0	0 / 0%	0 / 0%	0 / 0%	0 / 0%	0 / 0%	0 / 0%	0 / 0%
S	***	0 / 0%	0 / 0%	0 / 0%	0 / 0%	0 / 0%	0 / 0%	0 / 0%
-TC	0	0 / 0%	0 / 0%	0 / 0%	0 / 0%	0 / 0%	0 / 0%	0 / 0%
-I	0	0 / 0%	0 / 0%	0 / 0%	0 / 0%	0 / 0%	0 / 0%	0 / 0%
	\$8,268	0 / 0%	0 / 0%	0 / 0%	0 / 0%	0 / 0%	0 / 0%	0 / 0%

359 - OFFICE OF PUBLIC INSURANCE COUNSEL - COMMODITY PURCHASING UNADJUSTED GOAL IS 21.1%

T	\$136,465	0 / 0%	0 / 0%	0 / 0%	0 / 0%	0 / 0%	0 / 0%	0 / 0%
N	0	0 / 0%	0 / 0%	0 / 0%	0 / 0%	0 / 0%	0 / 0%	0 / 0%
S	***	0 / 0%	0 / 0%	0 / 0%	0 / 0%	0 / 0%	0 / 0%	0 / 0%
-TC	0	0 / 0%	0 / 0%	0 / 0%	0 / 0%	0 / 0%	0 / 0%	0 / 0%
-I	0	0 / 0%	0 / 0%	0 / 0%	0 / 0%	0 / 0%	0 / 0%	0 / 0%
	\$136,465	0 / 0%	0 / 0%	0 / 0%	0 / 0%	0 / 0%	0 / 0%	0 / 0%

*** DOLLARS REPORTED BUT NOT SHOWN IN THESE COLUMNS. T=TREASURY, N=NON-TREASURY, S=SUBCONTRACTOR FUNDS & PROCUREMENT CARD HUB PURCHASES, TC=TERM CONTRACT, I= INTER GOVERNMENTAL



TEXAS HISTORICALLY UNDERUTILIZED BUSINESS (HUB) SEMI-ANNUAL REPORT RECEIVED FOR FISCAL YEAR 2025

SECTION VII - STATE AGENCY EXPENDITURE DATA

FUND TYPE	TOTAL EXPENDITURE	TOTAL SPENT WITH HUBS AMOUNT / %	BLACK AMOUNT / %	HISPANIC AMOUNT / %	WOMAN AMOUNT / %	ASIAN PACIFIC AMOUNT / %	NATIVE AMERICAN AMOUNT / %	SERVICE-DISABLED VETERAN AMOUNT / %
359 - OFFICE OF PUBLIC INSURANCE COUNSEL - Statewide Grand Total Expenditures								
T	\$150,093	\$5,360 / 3.57%	0 / 0%	0 / 0%	\$5,360 / 3.57%	0 / 0%	0 / 0%	0 / 0%
N	0	0 / 0%	0 / 0%	0 / 0%	0 / 0%	0 / 0%	0 / 0%	0 / 0%
S	***	0 / 0%	0 / 0%	0 / 0%	0 / 0%	0 / 0%	0 / 0%	0 / 0%
-TC	0	0 / 0%	0 / 0%	0 / 0%	0 / 0%	0 / 0%	0 / 0%	0 / 0%
-I	0	0 / 0%	0 / 0%	0 / 0%	0 / 0%	0 / 0%	0 / 0%	0 / 0%
	\$150,093	\$5,360 / 3.57%	0 / 0%	0 / 0%	\$5,360 / 3.57%	0 / 0%	0 / 0%	0 / 0%

*** DOLLARS REPORTED BUT NOT SHOWN IN THESE COLUMNS. T=TREASURY, N=NON-TREASURY, S=SUBCONTRACTOR FUNDS & PROCUREMENT CARD HUB PURCHASES, TC=TERM CONTRACT, I= INTER GOVERNMENTAL



TEXAS HISTORICALLY UNDERUTILIZED BUSINESS (HUB) SEMI-ANNUAL REPORT RECEIVED FOR FISCAL YEAR 2025

SECTION VII - STATE AGENCY EXPENDITURE DATA

FUND TYPE	TOTAL EXPENDITURE	TOTAL SPENT WITH HUBS AMOUNT / %	BLACK AMOUNT / %	HISPANIC AMOUNT / %	WOMAN AMOUNT / %	ASIAN PACIFIC AMOUNT / %	NATIVE AMERICAN AMOUNT / %	SERVICE-DISABLED VETERAN AMOUNT / %
-----------	-------------------	----------------------------------	------------------	---------------------	------------------	--------------------------	----------------------------	-------------------------------------

360 - STATE OFC OF ADMINISTRATIVE HEARINGS - HEAVY CONSTRUCTION UNADJUSTED GOAL IS 11.2%

T	0	0 / 0%	0 / 0%	0 / 0%	0 / 0%	0 / 0%	0 / 0%	0 / 0%
N	0	0 / 0%	0 / 0%	0 / 0%	0 / 0%	0 / 0%	0 / 0%	0 / 0%
S	***	0 / 0%	0 / 0%	0 / 0%	0 / 0%	0 / 0%	0 / 0%	0 / 0%
-TC	0	0 / 0%	0 / 0%	0 / 0%	0 / 0%	0 / 0%	0 / 0%	0 / 0%
-I	0	0 / 0%	0 / 0%	0 / 0%	0 / 0%	0 / 0%	0 / 0%	0 / 0%
	0	0 / 0%	0 / 0%	0 / 0%	0 / 0%	0 / 0%	0 / 0%	0 / 0%

360 - STATE OFC OF ADMINISTRATIVE HEARINGS - BUILDING CONSTRUCTION UNADJUSTED GOAL IS 21.1%

T	0	0 / 0%	0 / 0%	0 / 0%	0 / 0%	0 / 0%	0 / 0%	0 / 0%
N	0	0 / 0%	0 / 0%	0 / 0%	0 / 0%	0 / 0%	0 / 0%	0 / 0%
S	***	0 / 0%	0 / 0%	0 / 0%	0 / 0%	0 / 0%	0 / 0%	0 / 0%
-TC	0	0 / 0%	0 / 0%	0 / 0%	0 / 0%	0 / 0%	0 / 0%	0 / 0%
-I	0	0 / 0%	0 / 0%	0 / 0%	0 / 0%	0 / 0%	0 / 0%	0 / 0%
	0	0 / 0%	0 / 0%	0 / 0%	0 / 0%	0 / 0%	0 / 0%	0 / 0%

360 - STATE OFC OF ADMINISTRATIVE HEARINGS - SPECIAL TRADE UNADJUSTED GOAL IS 32.9%

T	0	0 / 0%	0 / 0%	0 / 0%	0 / 0%	0 / 0%	0 / 0%	0 / 0%
N	0	0 / 0%	0 / 0%	0 / 0%	0 / 0%	0 / 0%	0 / 0%	0 / 0%
S	***	0 / 0%	0 / 0%	0 / 0%	0 / 0%	0 / 0%	0 / 0%	0 / 0%
-TC	0	0 / 0%	0 / 0%	0 / 0%	0 / 0%	0 / 0%	0 / 0%	0 / 0%
-I	0	0 / 0%	0 / 0%	0 / 0%	0 / 0%	0 / 0%	0 / 0%	0 / 0%
	0	0 / 0%	0 / 0%	0 / 0%	0 / 0%	0 / 0%	0 / 0%	0 / 0%

*** DOLLARS REPORTED BUT NOT SHOWN IN THESE COLUMNS. T=TREASURY, N=NON-TREASURY, S=SUBCONTRACTOR FUNDS & PROCUREMENT CARD HUB PURCHASES, TC=TERM CONTRACT, I= INTER GOVERNMENTAL



TEXAS HISTORICALLY UNDERUTILIZED BUSINESS (HUB) SEMI-ANNUAL REPORT RECEIVED FOR FISCAL YEAR 2025

SECTION VII - STATE AGENCY EXPENDITURE DATA

FUND TYPE	TOTAL EXPENDITURE	TOTAL SPENT WITH HUBS AMOUNT / %	BLACK AMOUNT / %	HISPANIC AMOUNT / %	WOMAN AMOUNT / %	ASIAN PACIFIC AMOUNT / %	NATIVE AMERICAN AMOUNT / %	SERVICE-DISABLED VETERAN AMOUNT / %
-----------	-------------------	----------------------------------	------------------	---------------------	------------------	--------------------------	----------------------------	-------------------------------------

360 - STATE OFC OF ADMINISTRATIVE HEARINGS - PROFESSIONAL SERVICES UNADJUSTED GOAL IS 23.7%

T	\$28,120	\$28,120 / 100.00%	0 / 0%	\$28,120 / 100.00%	0 / 0%	0 / 0%	0 / 0%	0 / 0%
N	0	0 / 0%	0 / 0%	0 / 0%	0 / 0%	0 / 0%	0 / 0%	0 / 0%
S	***	0 / 0%	0 / 0%	0 / 0%	0 / 0%	0 / 0%	0 / 0%	0 / 0%
-TC	0	0 / 0%	0 / 0%	0 / 0%	0 / 0%	0 / 0%	0 / 0%	0 / 0%
-I	0	0 / 0%	0 / 0%	0 / 0%	0 / 0%	0 / 0%	0 / 0%	0 / 0%
	\$28,120	\$28,120 / 100.00%	0 / 0%	\$28,120 / 100.00%	0 / 0%	0 / 0%	0 / 0%	0 / 0%

360 - STATE OFC OF ADMINISTRATIVE HEARINGS - OTHER SERVICES UNADJUSTED GOAL IS 26%

T	\$195,782	\$14,629 / 7.47%	0 / 0%	\$540 / 0.28%	\$14,089 / 7.20%	0 / 0%	0 / 0%	0 / 0%
N	0	0 / 0%	0 / 0%	0 / 0%	0 / 0%	0 / 0%	0 / 0%	0 / 0%
S	***	0 / 0%	0 / 0%	0 / 0%	0 / 0%	0 / 0%	0 / 0%	0 / 0%
-TC	\$998	\$171 / 17.13%	0 / 0%	0 / 0%	\$171 / 17.13%	0 / 0%	0 / 0%	0 / 0%
-I	0	0 / 0%	0 / 0%	0 / 0%	0 / 0%	0 / 0%	0 / 0%	0 / 0%
	\$194,784	\$14,458 / 24.60%	0 / 0%	\$540 / 0.28%	\$13,918 / 24.32%	0 / 0%	0 / 0%	0 / 0%

360 - STATE OFC OF ADMINISTRATIVE HEARINGS - COMMODITY PURCHASING UNADJUSTED GOAL IS 21.1%

T	\$272,128	\$46,600 / 17.12%	0 / 0%	\$24,461 / 8.99%	\$17,625 / 6.48%	\$4,514 / 1.66%	0 / 0%	0 / 0%
N	0	0 / 0%	0 / 0%	0 / 0%	0 / 0%	0 / 0%	0 / 0%	0 / 0%
S	***	0 / 0%	0 / 0%	0 / 0%	0 / 0%	0 / 0%	0 / 0%	0 / 0%
-TC	\$75	\$57 / 75.70%	0 / 0%	0 / 0%	\$57 / 75.70%	0 / 0%	0 / 0%	0 / 0%
-I	0	0 / 0%	0 / 0%	0 / 0%	0 / 0%	0 / 0%	0 / 0%	0 / 0%
	\$272,053	\$46,543 / 92.82%	0 / 0%	\$24,461 / 8.99%	\$17,568 / 82.17%	\$4,514 / 1.66%	0 / 0%	0 / 0%

*** DOLLARS REPORTED BUT NOT SHOWN IN THESE COLUMNS. T=TREASURY, N=NON-TREASURY, S=SUBCONTRACTOR FUNDS & PROCUREMENT CARD HUB PURCHASES, TC=TERM CONTRACT, I= INTER GOVERNMENTAL



TEXAS HISTORICALLY UNDERUTILIZED BUSINESS (HUB) SEMI-ANNUAL REPORT RECEIVED FOR FISCAL YEAR 2025

SECTION VII - STATE AGENCY EXPENDITURE DATA

FUND TYPE	TOTAL EXPENDITURE	TOTAL SPENT WITH HUBS AMOUNT / %	BLACK AMOUNT / %	HISPANIC AMOUNT / %	WOMAN AMOUNT / %	ASIAN PACIFIC AMOUNT / %	NATIVE AMERICAN AMOUNT / %	SERVICE-DISABLED VETERAN AMOUNT / %
360 - STATE OFC OF ADMINISTRATIVE HEARINGS - Statewide Grand Total Expenditures								
T	\$496,030	\$89,349 / 18.01%	0 / 0%	\$53,121 / 10.71%	\$31,714 / 6.39%	\$4,514 / 0.91%	0 / 0%	0 / 0%
N	0	0 / 0%	0 / 0%	0 / 0%	0 / 0%	0 / 0%	0 / 0%	0 / 0%
S	***	0 / 0%	0 / 0%	0 / 0%	0 / 0%	0 / 0%	0 / 0%	0 / 0%
-TC	\$1,074	\$228 / 21.24%	0 / 0%	0 / 0%	\$228 / 21.24%	0 / 0%	0 / 0%	0 / 0%
-I	0	0 / 0%	0 / 0%	0 / 0%	0 / 0%	0 / 0%	0 / 0%	0 / 0%
	\$494,957	\$89,121 / 39.25%	0 / 0%	\$53,121 / 10.71%	\$31,486 / 27.63%	\$4,514 / 0.91%	0 / 0%	0 / 0%

*** DOLLARS REPORTED BUT NOT SHOWN IN THESE COLUMNS. T=TREASURY, N=NON-TREASURY, S=SUBCONTRACTOR FUNDS & PROCUREMENT CARD HUB PURCHASES, TC=TERM CONTRACT, I= INTER GOVERNMENTAL



TEXAS HISTORICALLY UNDERUTILIZED BUSINESS (HUB) SEMI-ANNUAL REPORT RECEIVED FOR FISCAL YEAR 2025

SECTION VII - STATE AGENCY EXPENDITURE DATA

FUND TYPE	TOTAL EXPENDITURE	TOTAL SPENT WITH HUBS AMOUNT / %	BLACK AMOUNT / %	HISPANIC AMOUNT / %	WOMAN AMOUNT / %	ASIAN PACIFIC AMOUNT / %	NATIVE AMERICAN AMOUNT / %	SERVICE-DISABLED VETERAN AMOUNT / %
-----------	-------------------	----------------------------------	------------------	---------------------	------------------	--------------------------	----------------------------	-------------------------------------

362 - TEXAS LOTTERY COMMISSION - HEAVY CONSTRUCTION UNADJUSTED GOAL IS 11.2%

T	0	0 / 0%	0 / 0%	0 / 0%	0 / 0%	0 / 0%	0 / 0%	0 / 0%
N	0	0 / 0%	0 / 0%	0 / 0%	0 / 0%	0 / 0%	0 / 0%	0 / 0%
S	***	0 / 0%	0 / 0%	0 / 0%	0 / 0%	0 / 0%	0 / 0%	0 / 0%
-TC	0	0 / 0%	0 / 0%	0 / 0%	0 / 0%	0 / 0%	0 / 0%	0 / 0%
-I	0	0 / 0%	0 / 0%	0 / 0%	0 / 0%	0 / 0%	0 / 0%	0 / 0%
	0	0 / 0%	0 / 0%	0 / 0%	0 / 0%	0 / 0%	0 / 0%	0 / 0%

362 - TEXAS LOTTERY COMMISSION - BUILDING CONSTRUCTION UNADJUSTED GOAL IS 21.1%

T	0	0 / 0%	0 / 0%	0 / 0%	0 / 0%	0 / 0%	0 / 0%	0 / 0%
N	0	0 / 0%	0 / 0%	0 / 0%	0 / 0%	0 / 0%	0 / 0%	0 / 0%
S	***	0 / 0%	0 / 0%	0 / 0%	0 / 0%	0 / 0%	0 / 0%	0 / 0%
-TC	0	0 / 0%	0 / 0%	0 / 0%	0 / 0%	0 / 0%	0 / 0%	0 / 0%
-I	0	0 / 0%	0 / 0%	0 / 0%	0 / 0%	0 / 0%	0 / 0%	0 / 0%
	0	0 / 0%	0 / 0%	0 / 0%	0 / 0%	0 / 0%	0 / 0%	0 / 0%

362 - TEXAS LOTTERY COMMISSION - SPECIAL TRADE UNADJUSTED GOAL IS 32.9%

T	\$701	\$701 / 100.00%	0 / 0%	\$701 / 100.00%	0 / 0%	0 / 0%	0 / 0%	0 / 0%
N	0	0 / 0%	0 / 0%	0 / 0%	0 / 0%	0 / 0%	0 / 0%	0 / 0%
S	***	0 / 0%	0 / 0%	0 / 0%	0 / 0%	0 / 0%	0 / 0%	0 / 0%
-TC	0	0 / 0%	0 / 0%	0 / 0%	0 / 0%	0 / 0%	0 / 0%	0 / 0%
-I	0	0 / 0%	0 / 0%	0 / 0%	0 / 0%	0 / 0%	0 / 0%	0 / 0%
	\$701	\$701 / 100.00%	0 / 0%	\$701 / 100.00%	0 / 0%	0 / 0%	0 / 0%	0 / 0%

*** DOLLARS REPORTED BUT NOT SHOWN IN THESE COLUMNS. T=TREASURY, N=NON-TREASURY, S=SUBCONTRACTOR FUNDS & PROCUREMENT CARD HUB PURCHASES, TC=TERM CONTRACT, I= INTER GOVERNMENTAL



TEXAS HISTORICALLY UNDERUTILIZED BUSINESS (HUB) SEMI-ANNUAL REPORT RECEIVED FOR FISCAL YEAR 2025

SECTION VII - STATE AGENCY EXPENDITURE DATA

FUND TYPE	TOTAL EXPENDITURE	TOTAL SPENT WITH HUBS AMOUNT / %	BLACK AMOUNT / %	HISPANIC AMOUNT / %	WOMAN AMOUNT / %	ASIAN PACIFIC AMOUNT / %	NATIVE AMERICAN AMOUNT / %	SERVICE-DISABLED VETERAN AMOUNT / %
-----------	-------------------	----------------------------------	------------------	---------------------	------------------	--------------------------	----------------------------	-------------------------------------

362 - TEXAS LOTTERY COMMISSION - PROFESSIONAL SERVICES UNADJUSTED GOAL IS 23.7%

T	\$611,827	\$88,723 / 14.50%	\$88,723 / 14.50%	0 / 0%	0 / 0%	0 / 0%	0 / 0%	0 / 0%
N	0	0 / 0%	0 / 0%	0 / 0%	0 / 0%	0 / 0%	0 / 0%	0 / 0%
S	***	0 / 0%	0 / 0%	0 / 0%	0 / 0%	0 / 0%	0 / 0%	0 / 0%
-TC	0	0 / 0%	0 / 0%	0 / 0%	0 / 0%	0 / 0%	0 / 0%	0 / 0%
-I	0	0 / 0%	0 / 0%	0 / 0%	0 / 0%	0 / 0%	0 / 0%	0 / 0%
	\$611,827	\$88,723 / 14.50%	\$88,723 / 14.50%	0 / 0%	0 / 0%	0 / 0%	0 / 0%	0 / 0%

362 - TEXAS LOTTERY COMMISSION - OTHER SERVICES UNADJUSTED GOAL IS 26%

T	\$122,238,029	\$5,013,457 / 4.10%	0 / 0%	\$4,750,761 / 3.89%	\$262,696 / 0.21%	0 / 0%	0 / 0%	0 / 0%
N	0	0 / 0%	0 / 0%	0 / 0%	0 / 0%	0 / 0%	0 / 0%	0 / 0%
S	***	\$2,628,111 / 2.26%	\$2,010,478 / 1.73%	\$318,673 / 0.27%	\$292,824 / 0.25%	\$6,136 / 0.01%	0 / 0%	0 / 0%
-TC	\$47,388	0 / 0%	0 / 0%	0 / 0%	0 / 0%	0 / 0%	0 / 0%	0 / 0%
-I	0	0 / 0%	0 / 0%	0 / 0%	0 / 0%	0 / 0%	0 / 0%	0 / 0%
	\$122,190,642	\$7,641,568 / 6.36%	\$2,010,478 / 1.73%	\$5,069,433 / 4.16%	\$555,520 / 0.47%	\$6,136 / 0.01%	0 / 0%	0 / 0%

362 - TEXAS LOTTERY COMMISSION - COMMODITY PURCHASING UNADJUSTED GOAL IS 21.1%

T	\$893,342	\$156,129 / 17.48%	\$13,140 / 1.47%	\$270 / 0.03%	\$142,719 / 15.98%	0 / 0%	0 / 0%	0 / 0%
N	0	0 / 0%	0 / 0%	0 / 0%	0 / 0%	0 / 0%	0 / 0%	0 / 0%
S	***	0 / 0%	0 / 0%	0 / 0%	0 / 0%	0 / 0%	0 / 0%	0 / 0%
-TC	\$2,675	0 / 0%	0 / 0%	0 / 0%	0 / 0%	0 / 0%	0 / 0%	0 / 0%
-I	0	0 / 0%	0 / 0%	0 / 0%	0 / 0%	0 / 0%	0 / 0%	0 / 0%
	\$890,668	\$156,129 / 17.48%	\$13,140 / 1.47%	\$270 / 0.03%	\$142,719 / 15.98%	0 / 0%	0 / 0%	0 / 0%

*** DOLLARS REPORTED BUT NOT SHOWN IN THESE COLUMNS. T=TREASURY, N=NON-TREASURY, S=SUBCONTRACTOR FUNDS & PROCUREMENT CARD HUB PURCHASES, TC=TERM CONTRACT, I= INTER GOVERNMENTAL



TEXAS HISTORICALLY UNDERUTILIZED BUSINESS (HUB) SEMI-ANNUAL REPORT RECEIVED FOR FISCAL YEAR 2025

SECTION VII - STATE AGENCY EXPENDITURE DATA

FUND TYPE	TOTAL EXPENDITURE	TOTAL SPENT WITH HUBS AMOUNT / %	BLACK AMOUNT / %	HISPANIC AMOUNT / %	WOMAN AMOUNT / %	ASIAN PACIFIC AMOUNT / %	NATIVE AMERICAN AMOUNT / %	SERVICE-DISABLED VETERAN AMOUNT / %
362 - TEXAS LOTTERY COMMISSION - Statewide Grand Total Expenditures								
T	\$123,743,900	\$5,259,010 / 4.25%	\$101,863 / 0.08%	\$4,751,731 / 3.84%	\$405,415 / 0.33%	0 / 0%	0 / 0%	0 / 0%
N	0	0 / 0%	0 / 0%	0 / 0%	0 / 0%	0 / 0%	0 / 0%	0 / 0%
S	***	\$2,628,111 / 2.26%	\$2,010,478 / 1.73%	\$318,673 / 0.27%	\$292,824 / 0.25%	\$6,136 / 0.01%	0 / 0%	0 / 0%
-TC	\$50,063	0 / 0%	0 / 0%	0 / 0%	0 / 0%	0 / 0%	0 / 0%	0 / 0%
-I	0	0 / 0%	0 / 0%	0 / 0%	0 / 0%	0 / 0%	0 / 0%	0 / 0%
	\$123,693,837	\$7,887,121 / 6.51%	\$2,112,342 / 1.81%	\$5,070,404 / 4.11%	\$698,239 / 0.58%	\$6,136 / 0.01%	0 / 0%	0 / 0%

*** DOLLARS REPORTED BUT NOT SHOWN IN THESE COLUMNS. T=TREASURY, N=NON-TREASURY, S=SUBCONTRACTOR FUNDS & PROCUREMENT CARD HUB PURCHASES, TC=TERM CONTRACT, I= INTER GOVERNMENTAL



TEXAS HISTORICALLY UNDERUTILIZED BUSINESS (HUB) SEMI-ANNUAL REPORT RECEIVED FOR FISCAL YEAR 2025

SECTION VII - STATE AGENCY EXPENDITURE DATA

FUND TYPE	TOTAL EXPENDITURE	TOTAL SPENT WITH HUBS AMOUNT / %	BLACK AMOUNT / %	HISPANIC AMOUNT / %	WOMAN AMOUNT / %	ASIAN PACIFIC AMOUNT / %	NATIVE AMERICAN AMOUNT / %	SERVICE-DISABLED VETERAN AMOUNT / %
-----------	-------------------	----------------------------------	------------------	---------------------	------------------	--------------------------	----------------------------	-------------------------------------

364 - HEALTH PROFESSIONS COUNCIL - HEAVY CONSTRUCTION UNADJUSTED GOAL IS 11.2%

T	0	0 / 0%	0 / 0%	0 / 0%	0 / 0%	0 / 0%	0 / 0%	0 / 0%
N	0	0 / 0%	0 / 0%	0 / 0%	0 / 0%	0 / 0%	0 / 0%	0 / 0%
S	***	0 / 0%	0 / 0%	0 / 0%	0 / 0%	0 / 0%	0 / 0%	0 / 0%
-TC	0	0 / 0%	0 / 0%	0 / 0%	0 / 0%	0 / 0%	0 / 0%	0 / 0%
-I	0	0 / 0%	0 / 0%	0 / 0%	0 / 0%	0 / 0%	0 / 0%	0 / 0%
	0	0 / 0%	0 / 0%	0 / 0%	0 / 0%	0 / 0%	0 / 0%	0 / 0%

364 - HEALTH PROFESSIONS COUNCIL - BUILDING CONSTRUCTION UNADJUSTED GOAL IS 21.1%

T	0	0 / 0%	0 / 0%	0 / 0%	0 / 0%	0 / 0%	0 / 0%	0 / 0%
N	0	0 / 0%	0 / 0%	0 / 0%	0 / 0%	0 / 0%	0 / 0%	0 / 0%
S	***	0 / 0%	0 / 0%	0 / 0%	0 / 0%	0 / 0%	0 / 0%	0 / 0%
-TC	0	0 / 0%	0 / 0%	0 / 0%	0 / 0%	0 / 0%	0 / 0%	0 / 0%
-I	0	0 / 0%	0 / 0%	0 / 0%	0 / 0%	0 / 0%	0 / 0%	0 / 0%
	0	0 / 0%	0 / 0%	0 / 0%	0 / 0%	0 / 0%	0 / 0%	0 / 0%

364 - HEALTH PROFESSIONS COUNCIL - SPECIAL TRADE UNADJUSTED GOAL IS 32.9%

T	0	0 / 0%	0 / 0%	0 / 0%	0 / 0%	0 / 0%	0 / 0%	0 / 0%
N	0	0 / 0%	0 / 0%	0 / 0%	0 / 0%	0 / 0%	0 / 0%	0 / 0%
S	***	0 / 0%	0 / 0%	0 / 0%	0 / 0%	0 / 0%	0 / 0%	0 / 0%
-TC	0	0 / 0%	0 / 0%	0 / 0%	0 / 0%	0 / 0%	0 / 0%	0 / 0%
-I	0	0 / 0%	0 / 0%	0 / 0%	0 / 0%	0 / 0%	0 / 0%	0 / 0%
	0	0 / 0%	0 / 0%	0 / 0%	0 / 0%	0 / 0%	0 / 0%	0 / 0%

*** DOLLARS REPORTED BUT NOT SHOWN IN THESE COLUMNS. T=TREASURY, N=NON-TREASURY, S=SUBCONTRACTOR FUNDS & PROCUREMENT CARD HUB PURCHASES, TC=TERM CONTRACT, I= INTER GOVERNMENTAL



TEXAS HISTORICALLY UNDERUTILIZED BUSINESS (HUB) SEMI-ANNUAL REPORT RECEIVED FOR FISCAL YEAR 2025

SECTION VII - STATE AGENCY EXPENDITURE DATA

FUND TYPE	TOTAL EXPENDITURE	TOTAL SPENT WITH HUBS AMOUNT / %	BLACK AMOUNT / %	HISPANIC AMOUNT / %	WOMAN AMOUNT / %	ASIAN PACIFIC AMOUNT / %	NATIVE AMERICAN AMOUNT / %	SERVICE- DISABLED VETERAN AMOUNT / %
-----------	-------------------	-------------------------------------	---------------------	------------------------	---------------------	--------------------------------	----------------------------------	---

364 - HEALTH PROFESSIONS COUNCIL - PROFESSIONAL SERVICES UNADJUSTED GOAL IS 23.7%

T	0	0 / 0%	0 / 0%	0 / 0%	0 / 0%	0 / 0%	0 / 0%	0 / 0%
N	0	0 / 0%	0 / 0%	0 / 0%	0 / 0%	0 / 0%	0 / 0%	0 / 0%
S	***	0 / 0%	0 / 0%	0 / 0%	0 / 0%	0 / 0%	0 / 0%	0 / 0%
-TC	0	0 / 0%	0 / 0%	0 / 0%	0 / 0%	0 / 0%	0 / 0%	0 / 0%
-I	0	0 / 0%	0 / 0%	0 / 0%	0 / 0%	0 / 0%	0 / 0%	0 / 0%
	0	0 / 0%	0 / 0%	0 / 0%	0 / 0%	0 / 0%	0 / 0%	0 / 0%

364 - HEALTH PROFESSIONS COUNCIL - OTHER SERVICES UNADJUSTED GOAL IS 26%

T	\$529,579	\$26,860 / 5.07%	0 / 0%	0 / 0%	\$7,500 / 1.42%	\$19,360 / 3.66%	0 / 0%	0 / 0%
N	0	0 / 0%	0 / 0%	0 / 0%	0 / 0%	0 / 0%	0 / 0%	0 / 0%
S	***	0 / 0%	0 / 0%	0 / 0%	0 / 0%	0 / 0%	0 / 0%	0 / 0%
-TC	0	0 / 0%	0 / 0%	0 / 0%	0 / 0%	0 / 0%	0 / 0%	0 / 0%
-I	0	0 / 0%	0 / 0%	0 / 0%	0 / 0%	0 / 0%	0 / 0%	0 / 0%
	\$529,579	\$26,860 / 5.07%	0 / 0%	0 / 0%	\$7,500 / 1.42%	\$19,360 / 3.66%	0 / 0%	0 / 0%

364 - HEALTH PROFESSIONS COUNCIL - COMMODITY PURCHASING UNADJUSTED GOAL IS 21.1%

T	\$7,968	0 / 0%	0 / 0%	0 / 0%	0 / 0%	0 / 0%	0 / 0%	0 / 0%
N	0	0 / 0%	0 / 0%	0 / 0%	0 / 0%	0 / 0%	0 / 0%	0 / 0%
S	***	0 / 0%	0 / 0%	0 / 0%	0 / 0%	0 / 0%	0 / 0%	0 / 0%
-TC	0	0 / 0%	0 / 0%	0 / 0%	0 / 0%	0 / 0%	0 / 0%	0 / 0%
-I	0	0 / 0%	0 / 0%	0 / 0%	0 / 0%	0 / 0%	0 / 0%	0 / 0%
	\$7,968	0 / 0%	0 / 0%	0 / 0%	0 / 0%	0 / 0%	0 / 0%	0 / 0%

*** DOLLARS REPORTED BUT NOT SHOWN IN THESE COLUMNS. T=TREASURY, N=NON-TREASURY, S=SUBCONTRACTOR FUNDS & PROCUREMENT CARD HUB PURCHASES, TC=TERM CONTRACT, I= INTER GOVERNMENT



TEXAS HISTORICALLY UNDERUTILIZED BUSINESS (HUB) SEMI-ANNUAL REPORT RECEIVED FOR FISCAL YEAR 2025

SECTION VII - STATE AGENCY EXPENDITURE DATA

FUND TYPE	TOTAL EXPENDITURE	TOTAL SPENT WITH HUBS AMOUNT / %	BLACK AMOUNT / %	HISPANIC AMOUNT / %	WOMAN AMOUNT / %	ASIAN PACIFIC AMOUNT / %	NATIVE AMERICAN AMOUNT / %	SERVICE-DISABLED VETERAN AMOUNT / %
364 - HEALTH PROFESSIONS COUNCIL - Statewide Grand Total Expenditures								
T	\$537,546	\$26,860 / 5.00%	0 / 0%	0 / 0%	\$7,500 / 1.40%	\$19,360 / 3.60%	0 / 0%	0 / 0%
N	0	0 / 0%	0 / 0%	0 / 0%	0 / 0%	0 / 0%	0 / 0%	0 / 0%
S	***	0 / 0%	0 / 0%	0 / 0%	0 / 0%	0 / 0%	0 / 0%	0 / 0%
-TC	0	0 / 0%	0 / 0%	0 / 0%	0 / 0%	0 / 0%	0 / 0%	0 / 0%
-I	0	0 / 0%	0 / 0%	0 / 0%	0 / 0%	0 / 0%	0 / 0%	0 / 0%
	\$537,546	\$26,860 / 5.00%	0 / 0%	0 / 0%	\$7,500 / 1.40%	\$19,360 / 3.60%	0 / 0%	0 / 0%

*** DOLLARS REPORTED BUT NOT SHOWN IN THESE COLUMNS. T=TREASURY, N=NON-TREASURY, S=SUBCONTRACTOR FUNDS & PROCUREMENT CARD HUB PURCHASES, TC=TERM CONTRACT, I= INTER GOVERNMENTAL



TEXAS HISTORICALLY UNDERUTILIZED BUSINESS (HUB) SEMI-ANNUAL REPORT RECEIVED FOR FISCAL YEAR 2025

SECTION VII - STATE AGENCY EXPENDITURE DATA

FUND TYPE	TOTAL EXPENDITURE	TOTAL SPENT WITH HUBS AMOUNT / %	BLACK AMOUNT / %	HISPANIC AMOUNT / %	WOMAN AMOUNT / %	ASIAN PACIFIC AMOUNT / %	NATIVE AMERICAN AMOUNT / %	SERVICE- DISABLED VETERAN AMOUNT / %
--------------	----------------------	--	---------------------	------------------------	---------------------	--------------------------------	----------------------------------	---

401 - TEXAS MILITARY DEPARTMENT - HEAVY CONSTRUCTION UNADJUSTED GOAL IS 11.2%

T	\$231,810	\$41,079 / 17.72%	0 / 0%	0 / 0%	\$41,079 / 17.72%	0 / 0%	0 / 0%	0 / 0%
N	0	0 / 0%	0 / 0%	0 / 0%	0 / 0%	0 / 0%	0 / 0%	0 / 0%
S	***	0 / 0%	0 / 0%	0 / 0%	0 / 0%	0 / 0%	0 / 0%	0 / 0%
-TC	0	0 / 0%	0 / 0%	0 / 0%	0 / 0%	0 / 0%	0 / 0%	0 / 0%
-I	0	0 / 0%	0 / 0%	0 / 0%	0 / 0%	0 / 0%	0 / 0%	0 / 0%
	\$231,810	\$41,079 / 17.72%	0 / 0%	0 / 0%	\$41,079 / 17.72%	0 / 0%	0 / 0%	0 / 0%

401 - TEXAS MILITARY DEPARTMENT - BUILDING CONSTRUCTION UNADJUSTED GOAL IS 21.1%

T	\$13,789,608	\$7,926,314 / 57.48%	0 / 0%	\$4,167,509 / 30.22%	\$54,533 / 0.40%	\$3,704,272 / 26.86%	0 / 0%	0 / 0%
N	0	0 / 0%	0 / 0%	0 / 0%	0 / 0%	0 / 0%	0 / 0%	0 / 0%
S	***	\$3,200,302 / 23.34%	\$220,185 / 1.61%	\$1,028,106 / 7.50%	\$1,774,639 / 12.95%	\$177,372 / 1.29%	0 / 0%	0 / 0%
-TC	0	0 / 0%	0 / 0%	0 / 0%	0 / 0%	0 / 0%	0 / 0%	0 / 0%
-I	0	0 / 0%	0 / 0%	0 / 0%	0 / 0%	0 / 0%	0 / 0%	0 / 0%
	\$13,789,608	\$11,126,616 / 80.83%	\$220,185 / 1.61%	\$5,195,615 / 37.72%	\$1,829,172 / 13.34%	\$3,881,644 / 28.16%	0 / 0%	0 / 0%

401 - TEXAS MILITARY DEPARTMENT - SPECIAL TRADE UNADJUSTED GOAL IS 32.9%

T	\$2,571,558	\$369,602 / 14.37%	0 / 0%	\$151,098 / 5.88%	\$134,692 / 5.24%	\$19,413 / 0.75%	0 / 0%	\$64,400 / 2.50%
N	0	0 / 0%	0 / 0%	0 / 0%	0 / 0%	0 / 0%	0 / 0%	0 / 0%
S	***	0 / 0%	0 / 0%	0 / 0%	0 / 0%	0 / 0%	0 / 0%	0 / 0%
-TC	0	0 / 0%	0 / 0%	0 / 0%	0 / 0%	0 / 0%	0 / 0%	0 / 0%
-I	0	0 / 0%	0 / 0%	0 / 0%	0 / 0%	0 / 0%	0 / 0%	0 / 0%
	\$2,571,558	\$369,602 / 14.37%	0 / 0%	\$151,098 / 5.88%	\$134,692 / 5.24%	\$19,413 / 0.75%	0 / 0%	\$64,400 / 2.50%

*** DOLLARS REPORTED BUT NOT SHOWN IN THESE COLUMNS. T=TREASURY, N=NON-TREASURY, S=SUBCONTRACTOR FUNDS & PROCUREMENT CARD HUB PURCHASES, TC=TERM CONTRACT, I= INTER GOVERNMENTAL



TEXAS HISTORICALLY UNDERUTILIZED BUSINESS (HUB) SEMI-ANNUAL REPORT RECEIVED FOR FISCAL YEAR 2025

SECTION VII - STATE AGENCY EXPENDITURE DATA

FUND TYPE	TOTAL EXPENDITURE	TOTAL SPENT WITH HUBS AMOUNT / %	BLACK AMOUNT / %	HISPANIC AMOUNT / %	WOMAN AMOUNT / %	ASIAN PACIFIC AMOUNT / %	NATIVE AMERICAN AMOUNT / %	SERVICE-DISABLED VETERAN AMOUNT / %
-----------	-------------------	----------------------------------	------------------	---------------------	------------------	--------------------------	----------------------------	-------------------------------------

401 - TEXAS MILITARY DEPARTMENT - PROFESSIONAL SERVICES UNADJUSTED GOAL IS 23.7%

T	\$525,084	\$76,568 / 14.58%	\$69,227 / 13.18%	0 / 0%	\$7,341 / 1.40%	0 / 0%	0 / 0%	0 / 0%
N	0	0 / 0%	0 / 0%	0 / 0%	0 / 0%	0 / 0%	0 / 0%	0 / 0%
S	***	0 / 0%	0 / 0%	0 / 0%	0 / 0%	0 / 0%	0 / 0%	0 / 0%
-TC	\$1,491	0 / 0%	0 / 0%	0 / 0%	0 / 0%	0 / 0%	0 / 0%	0 / 0%
-I	0	0 / 0%	0 / 0%	0 / 0%	0 / 0%	0 / 0%	0 / 0%	0 / 0%
	\$523,593	\$76,568 / 14.58%	\$69,227 / 13.18%	0 / 0%	\$7,341 / 1.40%	0 / 0%	0 / 0%	0 / 0%

401 - TEXAS MILITARY DEPARTMENT - OTHER SERVICES UNADJUSTED GOAL IS 26%

T	\$178,449,758	\$476,853 / 0.27%	\$84,761 / 0.05%	\$58,837 / 0.03%	\$222,527 / 0.12%	\$110,727 / 0.06%	0 / 0%	0 / 0%
N	0	0 / 0%	0 / 0%	0 / 0%	0 / 0%	0 / 0%	0 / 0%	0 / 0%
S	***	0 / 0%	0 / 0%	0 / 0%	0 / 0%	0 / 0%	0 / 0%	0 / 0%
-TC	\$55,831	0 / 0%	0 / 0%	0 / 0%	0 / 0%	0 / 0%	0 / 0%	0 / 0%
-I	0	0 / 0%	0 / 0%	0 / 0%	0 / 0%	0 / 0%	0 / 0%	0 / 0%
	\$178,393,927	\$476,853 / 0.27%	\$84,761 / 0.05%	\$58,837 / 0.03%	\$222,527 / 0.12%	\$110,727 / 0.06%	0 / 0%	0 / 0%

401 - TEXAS MILITARY DEPARTMENT - COMMODITY PURCHASING UNADJUSTED GOAL IS 21.1%

T	\$43,577,480	\$916,686 / 2.10%	\$32,557 / 0.07%	\$63,559 / 0.15%	\$690,393 / 1.58%	\$106,131 / 0.24%	\$23,249 / 0.05%	\$797 / 0.00%
N	0	0 / 0%	0 / 0%	0 / 0%	0 / 0%	0 / 0%	0 / 0%	0 / 0%
S	***	0 / 0%	0 / 0%	0 / 0%	0 / 0%	0 / 0%	0 / 0%	0 / 0%
-TC	\$3,277,113	0 / 0%	0 / 0%	0 / 0%	0 / 0%	0 / 0%	0 / 0%	0 / 0%
-I	0	0 / 0%	0 / 0%	0 / 0%	0 / 0%	0 / 0%	0 / 0%	0 / 0%
	\$40,300,368	\$916,686 / 2.10%	\$32,557 / 0.07%	\$63,559 / 0.15%	\$690,393 / 1.58%	\$106,131 / 0.24%	\$23,249 / 0.05%	\$797 / 0.00%

*** DOLLARS REPORTED BUT NOT SHOWN IN THESE COLUMNS. T=TREASURY, N=NON-TREASURY, S=SUBCONTRACTOR FUNDS & PROCUREMENT CARD HUB PURCHASES, TC=TERM CONTRACT, I= INTER GOVERNMENTAL



TEXAS HISTORICALLY UNDERUTILIZED BUSINESS (HUB) SEMI-ANNUAL REPORT RECEIVED FOR FISCAL YEAR 2025

SECTION VII - STATE AGENCY EXPENDITURE DATA

FUND TYPE	TOTAL EXPENDITURE	TOTAL SPENT WITH HUBS AMOUNT / %	BLACK AMOUNT / %	HISPANIC AMOUNT / %	WOMAN AMOUNT / %	ASIAN PACIFIC AMOUNT / %	NATIVE AMERICAN AMOUNT / %	SERVICE-DISABLED VETERAN AMOUNT / %
401 - TEXAS MILITARY DEPARTMENT - Statewide Grand Total Expenditures								
T	\$239,145,298	\$9,807,102 / 4.10%	\$186,546 / 0.08%	\$4,441,003 / 1.86%	\$1,150,564 / 0.48%	\$3,940,543 / 1.65%	\$23,249 / 0.01%	\$65,197 / 0.03%
N	0	0 / 0%	0 / 0%	0 / 0%	0 / 0%	0 / 0%	0 / 0%	0 / 0%
S	***	\$3,200,302 / 23.34%	\$220,185 / 1.61%	\$1,028,106 / 7.50%	\$1,774,639 / 12.95%	\$177,372 / 1.29%	0 / 0%	0 / 0%
-TC	\$3,334,435	0 / 0%	0 / 0%	0 / 0%	0 / 0%	0 / 0%	0 / 0%	0 / 0%
-I	0	0 / 0%	0 / 0%	0 / 0%	0 / 0%	0 / 0%	0 / 0%	0 / 0%
	\$235,810,863	\$13,007,404 / 27.45%	\$406,731 / 1.68%	\$5,469,109 / 9.36%	\$2,925,203 / 13.43%	\$4,117,915 / 2.94%	\$23,249 / 0.01%	\$65,197 / 0.03%

*** DOLLARS REPORTED BUT NOT SHOWN IN THESE COLUMNS. T=TREASURY, N=NON-TREASURY, S=SUBCONTRACTOR FUNDS & PROCUREMENT CARD HUB PURCHASES, TC=TERM CONTRACT, I= INTER GOVERNMENTAL



TEXAS HISTORICALLY UNDERUTILIZED BUSINESS (HUB) SEMI-ANNUAL REPORT RECEIVED FOR FISCAL YEAR 2025

SECTION VII - STATE AGENCY EXPENDITURE DATA

FUND TYPE	TOTAL EXPENDITURE	TOTAL SPENT WITH HUBS AMOUNT / %	BLACK AMOUNT / %	HISPANIC AMOUNT / %	WOMAN AMOUNT / %	ASIAN PACIFIC AMOUNT / %	NATIVE AMERICAN AMOUNT / %	SERVICE-DISABLED VETERAN AMOUNT / %
-----------	-------------------	----------------------------------	------------------	---------------------	------------------	--------------------------	----------------------------	-------------------------------------

403 - TEXAS VETERANS COMMISSION - HEAVY CONSTRUCTION UNADJUSTED GOAL IS 11.2%

T	0	0 / 0%	0 / 0%	0 / 0%	0 / 0%	0 / 0%	0 / 0%	0 / 0%
N	0	0 / 0%	0 / 0%	0 / 0%	0 / 0%	0 / 0%	0 / 0%	0 / 0%
S	***	0 / 0%	0 / 0%	0 / 0%	0 / 0%	0 / 0%	0 / 0%	0 / 0%
-TC	0	0 / 0%	0 / 0%	0 / 0%	0 / 0%	0 / 0%	0 / 0%	0 / 0%
-I	0	0 / 0%	0 / 0%	0 / 0%	0 / 0%	0 / 0%	0 / 0%	0 / 0%
	0	0 / 0%	0 / 0%	0 / 0%	0 / 0%	0 / 0%	0 / 0%	0 / 0%

403 - TEXAS VETERANS COMMISSION - BUILDING CONSTRUCTION UNADJUSTED GOAL IS 21.1%

T	0	0 / 0%	0 / 0%	0 / 0%	0 / 0%	0 / 0%	0 / 0%	0 / 0%
N	0	0 / 0%	0 / 0%	0 / 0%	0 / 0%	0 / 0%	0 / 0%	0 / 0%
S	***	0 / 0%	0 / 0%	0 / 0%	0 / 0%	0 / 0%	0 / 0%	0 / 0%
-TC	0	0 / 0%	0 / 0%	0 / 0%	0 / 0%	0 / 0%	0 / 0%	0 / 0%
-I	0	0 / 0%	0 / 0%	0 / 0%	0 / 0%	0 / 0%	0 / 0%	0 / 0%
	0	0 / 0%	0 / 0%	0 / 0%	0 / 0%	0 / 0%	0 / 0%	0 / 0%

403 - TEXAS VETERANS COMMISSION - SPECIAL TRADE UNADJUSTED GOAL IS 32.9%

T	0	0 / 0%	0 / 0%	0 / 0%	0 / 0%	0 / 0%	0 / 0%	0 / 0%
N	0	0 / 0%	0 / 0%	0 / 0%	0 / 0%	0 / 0%	0 / 0%	0 / 0%
S	***	0 / 0%	0 / 0%	0 / 0%	0 / 0%	0 / 0%	0 / 0%	0 / 0%
-TC	0	0 / 0%	0 / 0%	0 / 0%	0 / 0%	0 / 0%	0 / 0%	0 / 0%
-I	0	0 / 0%	0 / 0%	0 / 0%	0 / 0%	0 / 0%	0 / 0%	0 / 0%
	0	0 / 0%	0 / 0%	0 / 0%	0 / 0%	0 / 0%	0 / 0%	0 / 0%

*** DOLLARS REPORTED BUT NOT SHOWN IN THESE COLUMNS. T=TREASURY, N=NON-TREASURY, S=SUBCONTRACTOR FUNDS & PROCUREMENT CARD HUB PURCHASES, TC=TERM CONTRACT, I= INTER GOVERNMENTAL



TEXAS HISTORICALLY UNDERUTILIZED BUSINESS (HUB) SEMI-ANNUAL REPORT RECEIVED FOR FISCAL YEAR 2025

SECTION VII - STATE AGENCY EXPENDITURE DATA

FUND TYPE	TOTAL EXPENDITURE	TOTAL SPENT WITH HUBS AMOUNT / %	BLACK AMOUNT / %	HISPANIC AMOUNT / %	WOMAN AMOUNT / %	ASIAN PACIFIC AMOUNT / %	NATIVE AMERICAN AMOUNT / %	SERVICE-DISABLED VETERAN AMOUNT / %
403 - TEXAS VETERANS COMMISSION - PROFESSIONAL SERVICES UNADJUSTED GOAL IS 23.7%								
T	\$9,600	\$9,600 / 100.00%	0 / 0%	\$9,600 / 100.00%	0 / 0%	0 / 0%	0 / 0%	0 / 0%
N	0	0 / 0%	0 / 0%	0 / 0%	0 / 0%	0 / 0%	0 / 0%	0 / 0%
S	***	0 / 0%	0 / 0%	0 / 0%	0 / 0%	0 / 0%	0 / 0%	0 / 0%
-TC	0	0 / 0%	0 / 0%	0 / 0%	0 / 0%	0 / 0%	0 / 0%	0 / 0%
-I	0	0 / 0%	0 / 0%	0 / 0%	0 / 0%	0 / 0%	0 / 0%	0 / 0%
	\$9,600	\$9,600 / 100.00%	0 / 0%	\$9,600 / 100.00%	0 / 0%	0 / 0%	0 / 0%	0 / 0%
403 - TEXAS VETERANS COMMISSION - OTHER SERVICES UNADJUSTED GOAL IS 26%								
T	\$456,830	\$70,375 / 15.41%	0 / 0%	0 / 0%	\$9,684 / 2.12%	\$60,691 / 13.29%	0 / 0%	0 / 0%
N	\$6,543	\$6,543 / 100.00%	0 / 0%	0 / 0%	\$6,543 / 100.00%	0 / 0%	0 / 0%	0 / 0%
S	***	\$997 / 3.44%	0 / 0%	0 / 0%	\$997 / 3.44%	0 / 0%	0 / 0%	0 / 0%
-TC	\$14,849	\$7,101 / 47.82%	0 / 0%	0 / 0%	\$7,101 / 47.82%	0 / 0%	0 / 0%	0 / 0%
-I	0	0 / 0%	0 / 0%	0 / 0%	0 / 0%	0 / 0%	0 / 0%	0 / 0%
	\$448,523	\$70,814 / 166.67%	0 / 0%	0 / 0%	\$10,123 / 153.38%	\$60,691 / 13.29%	0 / 0%	0 / 0%
403 - TEXAS VETERANS COMMISSION - COMMODITY PURCHASING UNADJUSTED GOAL IS 21.1%								
T	\$103,714	\$491 / 0.47%	0 / 0%	0 / 0%	\$491 / 0.47%	0 / 0%	0 / 0%	0 / 0%
N	\$115	\$115 / 100.00%	0 / 0%	0 / 0%	\$115 / 100.00%	0 / 0%	0 / 0%	0 / 0%
S	***	0 / 0%	0 / 0%	0 / 0%	0 / 0%	0 / 0%	0 / 0%	0 / 0%
-TC	\$1,564	\$216 / 13.79%	0 / 0%	0 / 0%	\$216 / 13.79%	0 / 0%	0 / 0%	0 / 0%
-I	0	0 / 0%	0 / 0%	0 / 0%	0 / 0%	0 / 0%	0 / 0%	0 / 0%
	\$102,265	\$390 / 114.27%	0 / 0%	0 / 0%	\$390 / 114.27%	0 / 0%	0 / 0%	0 / 0%

*** DOLLARS REPORTED BUT NOT SHOWN IN THESE COLUMNS. T=TREASURY, N=NON-TREASURY, S=SUBCONTRACTOR FUNDS & PROCUREMENT CARD HUB PURCHASES, TC=TERM CONTRACT, I= INTER GOVERNMENTAL



TEXAS HISTORICALLY UNDERUTILIZED BUSINESS (HUB) SEMI-ANNUAL REPORT RECEIVED FOR FISCAL YEAR 2025

SECTION VII - STATE AGENCY EXPENDITURE DATA

FUND TYPE	TOTAL EXPENDITURE	TOTAL SPENT WITH HUBS AMOUNT / %	BLACK AMOUNT / %	HISPANIC AMOUNT / %	WOMAN AMOUNT / %	ASIAN PACIFIC AMOUNT / %	NATIVE AMERICAN AMOUNT / %	SERVICE-DISABLED VETERAN AMOUNT / %
403 - TEXAS VETERANS COMMISSION - Statewide Grand Total Expenditures								
T	\$570,144	\$80,466 / 14.11%	0 / 0%	\$9,600 / 1.68%	\$10,175 / 1.78%	\$60,691 / 10.64%	0 / 0%	0 / 0%
N	\$6,658	\$6,658 / 100.00%	0 / 0%	0 / 0%	\$6,658 / 100.00%	0 / 0%	0 / 0%	0 / 0%
S	***	\$997 / 3.44%	0 / 0%	0 / 0%	\$997 / 3.44%	0 / 0%	0 / 0%	0 / 0%
-TC	\$16,413	\$7,317 / 44.58%	0 / 0%	0 / 0%	\$7,317 / 44.58%	0 / 0%	0 / 0%	0 / 0%
-I	0	0 / 0%	0 / 0%	0 / 0%	0 / 0%	0 / 0%	0 / 0%	0 / 0%
	\$560,389	\$80,804 / 162.13%	0 / 0%	\$9,600 / 1.68%	\$10,513 / 149.80%	\$60,691 / 10.64%	0 / 0%	0 / 0%

*** DOLLARS REPORTED BUT NOT SHOWN IN THESE COLUMNS. T=TREASURY, N=NON-TREASURY, S=SUBCONTRACTOR FUNDS & PROCUREMENT CARD HUB PURCHASES, TC=TERM CONTRACT, I= INTER GOVERNMENTAL



TEXAS HISTORICALLY UNDERUTILIZED BUSINESS (HUB) SEMI-ANNUAL REPORT RECEIVED FOR FISCAL YEAR 2025

SECTION VII - STATE AGENCY EXPENDITURE DATA

FUND TYPE	TOTAL EXPENDITURE	TOTAL SPENT WITH HUBS AMOUNT / %	BLACK AMOUNT / %	HISPANIC AMOUNT / %	WOMAN AMOUNT / %	ASIAN PACIFIC AMOUNT / %	NATIVE AMERICAN AMOUNT / %	SERVICE-DISABLED VETERAN AMOUNT / %
-----------	-------------------	----------------------------------	------------------	---------------------	------------------	--------------------------	----------------------------	-------------------------------------

405 - DEPARTMENT OF PUBLIC SAFETY - HEAVY CONSTRUCTION UNADJUSTED GOAL IS 11.2%

T	\$249,167	\$23,944 / 9.61%	\$7,167 / 2.88%	\$8,026 / 3.22%	\$2,252 / 0.90%	0 / 0%	0 / 0%	\$6,500 / 2.61%
N	0	0 / 0%	0 / 0%	0 / 0%	0 / 0%	0 / 0%	0 / 0%	0 / 0%
S	***	0 / 0%	0 / 0%	0 / 0%	0 / 0%	0 / 0%	0 / 0%	0 / 0%
-TC	0	0 / 0%	0 / 0%	0 / 0%	0 / 0%	0 / 0%	0 / 0%	0 / 0%
-I	\$12,200	0 / 0%	0 / 0%	0 / 0%	0 / 0%	0 / 0%	0 / 0%	0 / 0%
	\$236,967	\$23,944 / 9.61%	\$7,167 / 2.88%	\$8,026 / 3.22%	\$2,252 / 0.90%	0 / 0%	0 / 0%	\$6,500 / 2.61%

405 - DEPARTMENT OF PUBLIC SAFETY - BUILDING CONSTRUCTION UNADJUSTED GOAL IS 21.1%

T	\$2,466,044	\$554,011 / 22.47%	\$133,379 / 5.41%	\$366,466 / 14.86%	\$54,166 / 2.20%	0 / 0%	0 / 0%	0 / 0%
N	0	0 / 0%	0 / 0%	0 / 0%	0 / 0%	0 / 0%	0 / 0%	0 / 0%
S	***	0 / 0%	0 / 0%	0 / 0%	0 / 0%	0 / 0%	0 / 0%	0 / 0%
-TC	0	0 / 0%	0 / 0%	0 / 0%	0 / 0%	0 / 0%	0 / 0%	0 / 0%
-I	0	0 / 0%	0 / 0%	0 / 0%	0 / 0%	0 / 0%	0 / 0%	0 / 0%
	\$2,466,044	\$554,011 / 22.47%	\$133,379 / 5.41%	\$366,466 / 14.86%	\$54,166 / 2.20%	0 / 0%	0 / 0%	0 / 0%

405 - DEPARTMENT OF PUBLIC SAFETY - SPECIAL TRADE UNADJUSTED GOAL IS 32.9%

T	\$6,078,197	\$2,745,258 / 45.17%	\$461,805 / 7.60%	\$594,608 / 9.78%	\$421,702 / 6.94%	\$1,229,314 / 20.22%	0 / 0%	\$37,829 / 0.62%
N	0	0 / 0%	0 / 0%	0 / 0%	0 / 0%	0 / 0%	0 / 0%	0 / 0%
S	***	0 / 0%	0 / 0%	0 / 0%	0 / 0%	0 / 0%	0 / 0%	0 / 0%
-TC	\$805	0 / 0%	0 / 0%	0 / 0%	0 / 0%	0 / 0%	0 / 0%	0 / 0%
-I	\$1,276,669	0 / 0%	0 / 0%	0 / 0%	0 / 0%	0 / 0%	0 / 0%	0 / 0%
	\$4,800,723	\$2,745,258 / 45.17%	\$461,805 / 7.60%	\$594,608 / 9.78%	\$421,702 / 6.94%	\$1,229,314 / 20.22%	0 / 0%	\$37,829 / 0.62%

*** DOLLARS REPORTED BUT NOT SHOWN IN THESE COLUMNS. T=TREASURY, N=NON-TREASURY, S=SUBCONTRACTOR FUNDS & PROCUREMENT CARD HUB PURCHASES, TC=TERM CONTRACT, I= INTER GOVERNMENTAL



TEXAS HISTORICALLY UNDERUTILIZED BUSINESS (HUB) SEMI-ANNUAL REPORT RECEIVED FOR FISCAL YEAR 2025

SECTION VII - STATE AGENCY EXPENDITURE DATA

FUND TYPE	TOTAL EXPENDITURE	TOTAL SPENT WITH HUBS AMOUNT / %	BLACK AMOUNT / %	HISPANIC AMOUNT / %	WOMAN AMOUNT / %	ASIAN PACIFIC AMOUNT / %	NATIVE AMERICAN AMOUNT / %	SERVICE-DISABLED VETERAN AMOUNT / %
-----------	-------------------	----------------------------------	------------------	---------------------	------------------	--------------------------	----------------------------	-------------------------------------

405 - DEPARTMENT OF PUBLIC SAFETY - PROFESSIONAL SERVICES UNADJUSTED GOAL IS 23.7%

T	\$537,159	\$52,511 / 9.78%	\$48,853 / 9.09%	\$3,658 / 0.68%	0 / 0%	0 / 0%	0 / 0%	0 / 0%
N	0	0 / 0%	0 / 0%	0 / 0%	0 / 0%	0 / 0%	0 / 0%	0 / 0%
S	***	0 / 0%	0 / 0%	0 / 0%	0 / 0%	0 / 0%	0 / 0%	0 / 0%
-TC	\$24,004	0 / 0%	0 / 0%	0 / 0%	0 / 0%	0 / 0%	0 / 0%	0 / 0%
-I	\$134,205	0 / 0%	0 / 0%	0 / 0%	0 / 0%	0 / 0%	0 / 0%	0 / 0%
	\$378,950	\$52,511 / 9.78%	\$48,853 / 9.09%	\$3,658 / 0.68%	0 / 0%	0 / 0%	0 / 0%	0 / 0%

405 - DEPARTMENT OF PUBLIC SAFETY - OTHER SERVICES UNADJUSTED GOAL IS 26%

T	\$84,174,238	\$6,409,189 / 7.61%	\$301,323 / 0.36%	\$1,625,743 / 1.93%	\$1,111,153 / 1.32%	\$3,334,509 / 3.96%	0 / 0%	\$36,461 / 0.04%
N	0	0 / 0%	0 / 0%	0 / 0%	0 / 0%	0 / 0%	0 / 0%	0 / 0%
S	***	\$128,741 / 0.63%	0 / 0%	0 / 0%	\$81,228 / 0.39%	\$47,513 / 0.23%	0 / 0%	0 / 0%
-TC	\$5,442,350	0 / 0%	0 / 0%	0 / 0%	0 / 0%	0 / 0%	0 / 0%	0 / 0%
-I	\$737,321	0 / 0%	0 / 0%	0 / 0%	0 / 0%	0 / 0%	0 / 0%	0 / 0%
	\$77,994,567	\$6,537,929 / 8.24%	\$301,323 / 0.36%	\$1,625,743 / 1.93%	\$1,192,381 / 1.71%	\$3,382,022 / 4.19%	0 / 0%	\$36,461 / 0.04%

405 - DEPARTMENT OF PUBLIC SAFETY - COMMODITY PURCHASING UNADJUSTED GOAL IS 21.1%

T	\$127,352,324	\$12,671,510 / 9.95%	\$256,165 / 0.20%	\$4,921,210 / 3.86%	\$6,883,862 / 5.41%	\$311,373 / 0.24%	\$17,169 / 0.01%	\$281,731 / 0.22%
N	0	0 / 0%	0 / 0%	0 / 0%	0 / 0%	0 / 0%	0 / 0%	0 / 0%
S	***	0 / 0%	0 / 0%	0 / 0%	0 / 0%	0 / 0%	0 / 0%	0 / 0%
-TC	\$63,408,341	\$5,801,697 / 9.15%	\$932 / 0.00%	\$1,061,867 / 1.67%	\$4,737,095 / 7.47%	\$1,803 / 0.00%	0 / 0%	0 / 0%
-I	\$6,194	0 / 0%	0 / 0%	0 / 0%	0 / 0%	0 / 0%	0 / 0%	0 / 0%
	\$63,937,789	\$6,869,813 / 19.10%	\$255,233 / 0.20%	\$3,859,343 / 5.54%	\$2,146,768 / 12.88%	\$309,570 / 0.25%	\$17,169 / 0.01%	\$281,731 / 0.22%

*** DOLLARS REPORTED BUT NOT SHOWN IN THESE COLUMNS. T=TREASURY, N=NON-TREASURY, S=SUBCONTRACTOR FUNDS & PROCUREMENT CARD HUB PURCHASES, TC=TERM CONTRACT, I= INTER GOVERNMENTAL



TEXAS HISTORICALLY UNDERUTILIZED BUSINESS (HUB) SEMI-ANNUAL REPORT RECEIVED FOR FISCAL YEAR 2025

SECTION VII - STATE AGENCY EXPENDITURE DATA

FUND TYPE	TOTAL EXPENDITURE	TOTAL SPENT WITH HUBS AMOUNT / %	BLACK AMOUNT / %	HISPANIC AMOUNT / %	WOMAN AMOUNT / %	ASIAN PACIFIC AMOUNT / %	NATIVE AMERICAN AMOUNT / %	SERVICE-DISABLED VETERAN AMOUNT / %
405 - DEPARTMENT OF PUBLIC SAFETY - Statewide Grand Total Expenditures								
T	\$220,857,129	\$22,456,423 / 10.17%	\$1,208,691 / 0.55%	\$7,519,710 / 3.40%	\$8,473,135 / 3.84%	\$4,875,197 / 2.21%	\$17,169 / 0.01%	\$362,521 / 0.16%
N	0	0 / 0%	0 / 0%	0 / 0%	0 / 0%	0 / 0%	0 / 0%	0 / 0%
S	***	\$128,741 / 0.63%	0 / 0%	0 / 0%	\$81,228 / 0.39%	\$47,513 / 0.23%	0 / 0%	0 / 0%
-TC	\$68,875,500	\$5,801,697 / 8.42%	\$932 / 0.00%	\$1,061,867 / 1.54%	\$4,737,095 / 6.88%	\$1,803 / 0.00%	0 / 0%	0 / 0%
-I	\$2,166,589	0 / 0%	0 / 0%	0 / 0%	0 / 0%	0 / 0%	0 / 0%	0 / 0%
	\$149,815,041	\$16,783,467 / 19.22%	\$1,207,759 / 0.55%	\$6,457,843 / 4.95%	\$3,817,268 / 11.11%	\$4,920,906 / 2.44%	\$17,169 / 0.01%	\$362,521 / 0.16%

*** DOLLARS REPORTED BUT NOT SHOWN IN THESE COLUMNS. T=TREASURY, N=NON-TREASURY, S=SUBCONTRACTOR FUNDS & PROCUREMENT CARD HUB PURCHASES, TC=TERM CONTRACT, I= INTER GOVERNMENTAL



TEXAS HISTORICALLY UNDERUTILIZED BUSINESS (HUB) SEMI-ANNUAL REPORT RECEIVED FOR FISCAL YEAR 2025

SECTION VII - STATE AGENCY EXPENDITURE DATA

FUND TYPE	TOTAL EXPENDITURE	TOTAL SPENT WITH HUBS AMOUNT / %	BLACK AMOUNT / %	HISPANIC AMOUNT / %	WOMAN AMOUNT / %	ASIAN PACIFIC AMOUNT / %	NATIVE AMERICAN AMOUNT / %	SERVICE-DISABLED VETERAN AMOUNT / %
407 - TEXAS COMMISSION ON LAW ENFORCEMENT - HEAVY CONSTRUCTION UNADJUSTED GOAL IS 11.2%								
T	0	0 / 0%	0 / 0%	0 / 0%	0 / 0%	0 / 0%	0 / 0%	0 / 0%
N	0	0 / 0%	0 / 0%	0 / 0%	0 / 0%	0 / 0%	0 / 0%	0 / 0%
S	***	0 / 0%	0 / 0%	0 / 0%	0 / 0%	0 / 0%	0 / 0%	0 / 0%
-TC	0	0 / 0%	0 / 0%	0 / 0%	0 / 0%	0 / 0%	0 / 0%	0 / 0%
-I	0	0 / 0%	0 / 0%	0 / 0%	0 / 0%	0 / 0%	0 / 0%	0 / 0%
	0	0 / 0%	0 / 0%	0 / 0%	0 / 0%	0 / 0%	0 / 0%	0 / 0%
407 - TEXAS COMMISSION ON LAW ENFORCEMENT - BUILDING CONSTRUCTION UNADJUSTED GOAL IS 21.1%								
T	0	0 / 0%	0 / 0%	0 / 0%	0 / 0%	0 / 0%	0 / 0%	0 / 0%
N	0	0 / 0%	0 / 0%	0 / 0%	0 / 0%	0 / 0%	0 / 0%	0 / 0%
S	***	0 / 0%	0 / 0%	0 / 0%	0 / 0%	0 / 0%	0 / 0%	0 / 0%
-TC	0	0 / 0%	0 / 0%	0 / 0%	0 / 0%	0 / 0%	0 / 0%	0 / 0%
-I	0	0 / 0%	0 / 0%	0 / 0%	0 / 0%	0 / 0%	0 / 0%	0 / 0%
	0	0 / 0%	0 / 0%	0 / 0%	0 / 0%	0 / 0%	0 / 0%	0 / 0%
407 - TEXAS COMMISSION ON LAW ENFORCEMENT - SPECIAL TRADE UNADJUSTED GOAL IS 32.9%								
T	\$37,924	0 / 0%	0 / 0%	0 / 0%	0 / 0%	0 / 0%	0 / 0%	0 / 0%
N	0	0 / 0%	0 / 0%	0 / 0%	0 / 0%	0 / 0%	0 / 0%	0 / 0%
S	***	0 / 0%	0 / 0%	0 / 0%	0 / 0%	0 / 0%	0 / 0%	0 / 0%
-TC	0	0 / 0%	0 / 0%	0 / 0%	0 / 0%	0 / 0%	0 / 0%	0 / 0%
-I	0	0 / 0%	0 / 0%	0 / 0%	0 / 0%	0 / 0%	0 / 0%	0 / 0%
	\$37,924	0 / 0%	0 / 0%	0 / 0%	0 / 0%	0 / 0%	0 / 0%	0 / 0%

*** DOLLARS REPORTED BUT NOT SHOWN IN THESE COLUMNS. T=TREASURY, N=NON-TREASURY, S=SUBCONTRACTOR FUNDS & PROCUREMENT CARD HUB PURCHASES, TC=TERM CONTRACT, I= INTER GOVERNMENTAL



TEXAS HISTORICALLY UNDERUTILIZED BUSINESS (HUB) SEMI-ANNUAL REPORT RECEIVED FOR FISCAL YEAR 2025

SECTION VII - STATE AGENCY EXPENDITURE DATA

FUND TYPE	TOTAL EXPENDITURE	TOTAL SPENT WITH HUBS AMOUNT / %	BLACK AMOUNT / %	HISPANIC AMOUNT / %	WOMAN AMOUNT / %	ASIAN PACIFIC AMOUNT / %	NATIVE AMERICAN AMOUNT / %	SERVICE-DISABLED VETERAN AMOUNT / %
-----------	-------------------	----------------------------------	------------------	---------------------	------------------	--------------------------	----------------------------	-------------------------------------

407 - TEXAS COMMISSION ON LAW ENFORCEMENT - PROFESSIONAL SERVICES UNADJUSTED GOAL IS 23.7%

T	0	0 / 0%	0 / 0%	0 / 0%	0 / 0%	0 / 0%	0 / 0%	0 / 0%
N	0	0 / 0%	0 / 0%	0 / 0%	0 / 0%	0 / 0%	0 / 0%	0 / 0%
S	***	0 / 0%	0 / 0%	0 / 0%	0 / 0%	0 / 0%	0 / 0%	0 / 0%
-TC	0	0 / 0%	0 / 0%	0 / 0%	0 / 0%	0 / 0%	0 / 0%	0 / 0%
-I	0	0 / 0%	0 / 0%	0 / 0%	0 / 0%	0 / 0%	0 / 0%	0 / 0%
	0	0 / 0%	0 / 0%	0 / 0%	0 / 0%	0 / 0%	0 / 0%	0 / 0%

407 - TEXAS COMMISSION ON LAW ENFORCEMENT - OTHER SERVICES UNADJUSTED GOAL IS 26%

T	\$903,968	\$103,555 / 11.46%	0 / 0%	\$4,663 / 0.52%	\$47,684 / 5.27%	\$51,208 / 5.66%	0 / 0%	0 / 0%
N	0	0 / 0%	0 / 0%	0 / 0%	0 / 0%	0 / 0%	0 / 0%	0 / 0%
S	***	0 / 0%	0 / 0%	0 / 0%	0 / 0%	0 / 0%	0 / 0%	0 / 0%
-TC	0	0 / 0%	0 / 0%	0 / 0%	0 / 0%	0 / 0%	0 / 0%	0 / 0%
-I	\$161,892	0 / 0%	0 / 0%	0 / 0%	0 / 0%	0 / 0%	0 / 0%	0 / 0%
	\$742,075	\$103,555 / 11.46%	0 / 0%	\$4,663 / 0.52%	\$47,684 / 5.27%	\$51,208 / 5.66%	0 / 0%	0 / 0%

407 - TEXAS COMMISSION ON LAW ENFORCEMENT - COMMODITY PURCHASING UNADJUSTED GOAL IS 21.1%

T	\$2,139,241	\$89,103 / 4.17%	0 / 0%	0 / 0%	\$55,122 / 2.58%	\$33,981 / 1.59%	0 / 0%	0 / 0%
N	0	0 / 0%	0 / 0%	0 / 0%	0 / 0%	0 / 0%	0 / 0%	0 / 0%
S	***	0 / 0%	0 / 0%	0 / 0%	0 / 0%	0 / 0%	0 / 0%	0 / 0%
-TC	\$56,062	0 / 0%	0 / 0%	0 / 0%	0 / 0%	0 / 0%	0 / 0%	0 / 0%
-I	0	0 / 0%	0 / 0%	0 / 0%	0 / 0%	0 / 0%	0 / 0%	0 / 0%
	\$2,083,179	\$89,103 / 4.17%	0 / 0%	0 / 0%	\$55,122 / 2.58%	\$33,981 / 1.59%	0 / 0%	0 / 0%

*** DOLLARS REPORTED BUT NOT SHOWN IN THESE COLUMNS. T=TREASURY, N=NON-TREASURY, S=SUBCONTRACTOR FUNDS & PROCUREMENT CARD HUB PURCHASES, TC=TERM CONTRACT, I= INTER GOVERNMENTAL



TEXAS HISTORICALLY UNDERUTILIZED BUSINESS (HUB) SEMI-ANNUAL REPORT RECEIVED FOR FISCAL YEAR 2025

SECTION VII - STATE AGENCY EXPENDITURE DATA

FUND TYPE	TOTAL EXPENDITURE	TOTAL SPENT WITH HUBS AMOUNT / %	BLACK AMOUNT / %	HISPANIC AMOUNT / %	WOMAN AMOUNT / %	ASIAN PACIFIC AMOUNT / %	NATIVE AMERICAN AMOUNT / %	SERVICE-DISABLED VETERAN AMOUNT / %
407 - TEXAS COMMISSION ON LAW ENFORCEMENT - Statewide Grand Total Expenditures								
T	\$3,081,132	\$192,658 / 6.25%	0 / 0%	\$4,663 / 0.15%	\$102,806 / 3.34%	\$85,189 / 2.76%	0 / 0%	0 / 0%
N	0	0 / 0%	0 / 0%	0 / 0%	0 / 0%	0 / 0%	0 / 0%	0 / 0%
S	***	0 / 0%	0 / 0%	0 / 0%	0 / 0%	0 / 0%	0 / 0%	0 / 0%
-TC	\$56,062	0 / 0%	0 / 0%	0 / 0%	0 / 0%	0 / 0%	0 / 0%	0 / 0%
-I	\$161,892	0 / 0%	0 / 0%	0 / 0%	0 / 0%	0 / 0%	0 / 0%	0 / 0%
	\$2,863,178	\$192,658 / 6.25%	0 / 0%	\$4,663 / 0.15%	\$102,806 / 3.34%	\$85,189 / 2.76%	0 / 0%	0 / 0%

*** DOLLARS REPORTED BUT NOT SHOWN IN THESE COLUMNS. T=TREASURY, N=NON-TREASURY, S=SUBCONTRACTOR FUNDS & PROCUREMENT CARD HUB PURCHASES, TC=TERM CONTRACT, I= INTER GOVERNMENTAL



TEXAS HISTORICALLY UNDERUTILIZED BUSINESS (HUB) SEMI-ANNUAL REPORT RECEIVED FOR FISCAL YEAR 2025

SECTION VII - STATE AGENCY EXPENDITURE DATA

FUND TYPE	TOTAL EXPENDITURE	TOTAL SPENT WITH HUBS AMOUNT / %	BLACK AMOUNT / %	HISPANIC AMOUNT / %	WOMAN AMOUNT / %	ASIAN PACIFIC AMOUNT / %	NATIVE AMERICAN AMOUNT / %	SERVICE-DISABLED VETERAN AMOUNT / %
-----------	-------------------	----------------------------------	------------------	---------------------	------------------	--------------------------	----------------------------	-------------------------------------

409 - COMMISSION ON JAIL STANDARDS - HEAVY CONSTRUCTION UNADJUSTED GOAL IS 11.2%

T	0	0 / 0%	0 / 0%	0 / 0%	0 / 0%	0 / 0%	0 / 0%	0 / 0%
N	0	0 / 0%	0 / 0%	0 / 0%	0 / 0%	0 / 0%	0 / 0%	0 / 0%
S	***	0 / 0%	0 / 0%	0 / 0%	0 / 0%	0 / 0%	0 / 0%	0 / 0%
-TC	0	0 / 0%	0 / 0%	0 / 0%	0 / 0%	0 / 0%	0 / 0%	0 / 0%
-I	0	0 / 0%	0 / 0%	0 / 0%	0 / 0%	0 / 0%	0 / 0%	0 / 0%
	0	0 / 0%	0 / 0%	0 / 0%	0 / 0%	0 / 0%	0 / 0%	0 / 0%

409 - COMMISSION ON JAIL STANDARDS - BUILDING CONSTRUCTION UNADJUSTED GOAL IS 21.1%

T	0	0 / 0%	0 / 0%	0 / 0%	0 / 0%	0 / 0%	0 / 0%	0 / 0%
N	0	0 / 0%	0 / 0%	0 / 0%	0 / 0%	0 / 0%	0 / 0%	0 / 0%
S	***	0 / 0%	0 / 0%	0 / 0%	0 / 0%	0 / 0%	0 / 0%	0 / 0%
-TC	0	0 / 0%	0 / 0%	0 / 0%	0 / 0%	0 / 0%	0 / 0%	0 / 0%
-I	0	0 / 0%	0 / 0%	0 / 0%	0 / 0%	0 / 0%	0 / 0%	0 / 0%
	0	0 / 0%	0 / 0%	0 / 0%	0 / 0%	0 / 0%	0 / 0%	0 / 0%

409 - COMMISSION ON JAIL STANDARDS - SPECIAL TRADE UNADJUSTED GOAL IS 32.9%

T	0	0 / 0%	0 / 0%	0 / 0%	0 / 0%	0 / 0%	0 / 0%	0 / 0%
N	0	0 / 0%	0 / 0%	0 / 0%	0 / 0%	0 / 0%	0 / 0%	0 / 0%
S	***	0 / 0%	0 / 0%	0 / 0%	0 / 0%	0 / 0%	0 / 0%	0 / 0%
-TC	0	0 / 0%	0 / 0%	0 / 0%	0 / 0%	0 / 0%	0 / 0%	0 / 0%
-I	0	0 / 0%	0 / 0%	0 / 0%	0 / 0%	0 / 0%	0 / 0%	0 / 0%
	0	0 / 0%	0 / 0%	0 / 0%	0 / 0%	0 / 0%	0 / 0%	0 / 0%

*** DOLLARS REPORTED BUT NOT SHOWN IN THESE COLUMNS. T=TREASURY, N=NON-TREASURY, S=SUBCONTRACTOR FUNDS & PROCUREMENT CARD HUB PURCHASES, TC=TERM CONTRACT, I= INTER GOVERNMENTAL



TEXAS HISTORICALLY UNDERUTILIZED BUSINESS (HUB) SEMI-ANNUAL REPORT RECEIVED FOR FISCAL YEAR 2025

SECTION VII - STATE AGENCY EXPENDITURE DATA

FUND TYPE	TOTAL EXPENDITURE	TOTAL SPENT WITH HUBS AMOUNT / %	BLACK AMOUNT / %	HISPANIC AMOUNT / %	WOMAN AMOUNT / %	ASIAN PACIFIC AMOUNT / %	NATIVE AMERICAN AMOUNT / %	SERVICE-DISABLED VETERAN AMOUNT / %
409 - COMMISSION ON JAIL STANDARDS - PROFESSIONAL SERVICES UNADJUSTED GOAL IS 23.7%								
T	\$200	0 / 0%	0 / 0%	0 / 0%	0 / 0%	0 / 0%	0 / 0%	0 / 0%
N	0	0 / 0%	0 / 0%	0 / 0%	0 / 0%	0 / 0%	0 / 0%	0 / 0%
S	***	0 / 0%	0 / 0%	0 / 0%	0 / 0%	0 / 0%	0 / 0%	0 / 0%
-TC	0	0 / 0%	0 / 0%	0 / 0%	0 / 0%	0 / 0%	0 / 0%	0 / 0%
-I	0	0 / 0%	0 / 0%	0 / 0%	0 / 0%	0 / 0%	0 / 0%	0 / 0%
	\$200	0 / 0%	0 / 0%	0 / 0%	0 / 0%	0 / 0%	0 / 0%	0 / 0%
409 - COMMISSION ON JAIL STANDARDS - OTHER SERVICES UNADJUSTED GOAL IS 26%								
T	\$56,909	\$11,120 / 19.54%	0 / 0%	0 / 0%	\$440 / 0.77%	0 / 0%	0 / 0%	\$10,680 / 18.77%
N	0	0 / 0%	0 / 0%	0 / 0%	0 / 0%	0 / 0%	0 / 0%	0 / 0%
S	***	0 / 0%	0 / 0%	0 / 0%	0 / 0%	0 / 0%	0 / 0%	0 / 0%
-TC	\$720	\$440 / 61.04%	0 / 0%	0 / 0%	\$440 / 61.04%	0 / 0%	0 / 0%	0 / 0%
-I	0	0 / 0%	0 / 0%	0 / 0%	0 / 0%	0 / 0%	0 / 0%	0 / 0%
	\$56,189	\$10,680 / 80.58%	0 / 0%	0 / 0%	0 / 61.81%	0 / 0%	0 / 0%	\$10,680 / 18.77%
409 - COMMISSION ON JAIL STANDARDS - COMMODITY PURCHASING UNADJUSTED GOAL IS 21.1%								
T	\$52,004	\$1,913 / 3.68%	0 / 0%	0 / 0%	\$1,913 / 3.68%	0 / 0%	0 / 0%	0 / 0%
N	0	0 / 0%	0 / 0%	0 / 0%	0 / 0%	0 / 0%	0 / 0%	0 / 0%
S	***	0 / 0%	0 / 0%	0 / 0%	0 / 0%	0 / 0%	0 / 0%	0 / 0%
-TC	\$391	0 / 0%	0 / 0%	0 / 0%	0 / 0%	0 / 0%	0 / 0%	0 / 0%
-I	0	0 / 0%	0 / 0%	0 / 0%	0 / 0%	0 / 0%	0 / 0%	0 / 0%
	\$51,613	\$1,913 / 3.68%	0 / 0%	0 / 0%	\$1,913 / 3.68%	0 / 0%	0 / 0%	0 / 0%

*** DOLLARS REPORTED BUT NOT SHOWN IN THESE COLUMNS. T=TREASURY, N=NON-TREASURY, S=SUBCONTRACTOR FUNDS & PROCUREMENT CARD HUB PURCHASES, TC=TERM CONTRACT, I= INTER GOVERNMENTAL



TEXAS HISTORICALLY UNDERUTILIZED BUSINESS (HUB) SEMI-ANNUAL REPORT RECEIVED FOR FISCAL YEAR 2025

SECTION VII - STATE AGENCY EXPENDITURE DATA

FUND TYPE	TOTAL EXPENDITURE	TOTAL SPENT WITH HUBS AMOUNT / %	BLACK AMOUNT / %	HISPANIC AMOUNT / %	WOMAN AMOUNT / %	ASIAN PACIFIC AMOUNT / %	NATIVE AMERICAN AMOUNT / %	SERVICE-DISABLED VETERAN AMOUNT / %
409 - COMMISSION ON JAIL STANDARDS - Statewide Grand Total Expenditures								
T	\$109,114	\$13,033 / 11.94%	0 / 0%	0 / 0%	\$2,353 / 2.16%	0 / 0%	0 / 0%	\$10,680 / 9.79%
N	0	0 / 0%	0 / 0%	0 / 0%	0 / 0%	0 / 0%	0 / 0%	0 / 0%
S	***	0 / 0%	0 / 0%	0 / 0%	0 / 0%	0 / 0%	0 / 0%	0 / 0%
-TC	\$1,111	\$440 / 39.56%	0 / 0%	0 / 0%	\$440 / 39.56%	0 / 0%	0 / 0%	0 / 0%
-I	0	0 / 0%	0 / 0%	0 / 0%	0 / 0%	0 / 0%	0 / 0%	0 / 0%
	\$108,003	\$12,593 / 51.50%	0 / 0%	0 / 0%	\$1,913 / 41.71%	0 / 0%	0 / 0%	\$10,680 / 9.79%

*** DOLLARS REPORTED BUT NOT SHOWN IN THESE COLUMNS. T=TREASURY, N=NON-TREASURY, S=SUBCONTRACTOR FUNDS & PROCUREMENT CARD HUB PURCHASES, TC=TERM CONTRACT, I= INTER GOVERNMENTAL



TEXAS HISTORICALLY UNDERUTILIZED BUSINESS (HUB) SEMI-ANNUAL REPORT RECEIVED FOR FISCAL YEAR 2025

SECTION VII - STATE AGENCY EXPENDITURE DATA

FUND TYPE	TOTAL EXPENDITURE	TOTAL SPENT WITH HUBS AMOUNT / %	BLACK AMOUNT / %	HISPANIC AMOUNT / %	WOMAN AMOUNT / %	ASIAN PACIFIC AMOUNT / %	NATIVE AMERICAN AMOUNT / %	SERVICE-DISABLED VETERAN AMOUNT / %
-----------	-------------------	----------------------------------	------------------	---------------------	------------------	--------------------------	----------------------------	-------------------------------------

411 - TX COMMISSION OF FIRE PROTECTION - HEAVY CONSTRUCTION UNADJUSTED GOAL IS 11.2%

T	0	0 / 0%	0 / 0%	0 / 0%	0 / 0%	0 / 0%	0 / 0%	0 / 0%
N	0	0 / 0%	0 / 0%	0 / 0%	0 / 0%	0 / 0%	0 / 0%	0 / 0%
S	***	0 / 0%	0 / 0%	0 / 0%	0 / 0%	0 / 0%	0 / 0%	0 / 0%
-TC	0	0 / 0%	0 / 0%	0 / 0%	0 / 0%	0 / 0%	0 / 0%	0 / 0%
-I	0	0 / 0%	0 / 0%	0 / 0%	0 / 0%	0 / 0%	0 / 0%	0 / 0%
	0	0 / 0%	0 / 0%	0 / 0%	0 / 0%	0 / 0%	0 / 0%	0 / 0%

411 - TX COMMISSION OF FIRE PROTECTION - BUILDING CONSTRUCTION UNADJUSTED GOAL IS 21.1%

T	0	0 / 0%	0 / 0%	0 / 0%	0 / 0%	0 / 0%	0 / 0%	0 / 0%
N	0	0 / 0%	0 / 0%	0 / 0%	0 / 0%	0 / 0%	0 / 0%	0 / 0%
S	***	0 / 0%	0 / 0%	0 / 0%	0 / 0%	0 / 0%	0 / 0%	0 / 0%
-TC	0	0 / 0%	0 / 0%	0 / 0%	0 / 0%	0 / 0%	0 / 0%	0 / 0%
-I	0	0 / 0%	0 / 0%	0 / 0%	0 / 0%	0 / 0%	0 / 0%	0 / 0%
	0	0 / 0%	0 / 0%	0 / 0%	0 / 0%	0 / 0%	0 / 0%	0 / 0%

411 - TX COMMISSION OF FIRE PROTECTION - SPECIAL TRADE UNADJUSTED GOAL IS 32.9%

T	0	0 / 0%	0 / 0%	0 / 0%	0 / 0%	0 / 0%	0 / 0%	0 / 0%
N	0	0 / 0%	0 / 0%	0 / 0%	0 / 0%	0 / 0%	0 / 0%	0 / 0%
S	***	0 / 0%	0 / 0%	0 / 0%	0 / 0%	0 / 0%	0 / 0%	0 / 0%
-TC	0	0 / 0%	0 / 0%	0 / 0%	0 / 0%	0 / 0%	0 / 0%	0 / 0%
-I	0	0 / 0%	0 / 0%	0 / 0%	0 / 0%	0 / 0%	0 / 0%	0 / 0%
	0	0 / 0%	0 / 0%	0 / 0%	0 / 0%	0 / 0%	0 / 0%	0 / 0%

*** DOLLARS REPORTED BUT NOT SHOWN IN THESE COLUMNS. T=TREASURY, N=NON-TREASURY, S=SUBCONTRACTOR FUNDS & PROCUREMENT CARD HUB PURCHASES, TC=TERM CONTRACT, I= INTER GOVERNMENTAL



TEXAS HISTORICALLY UNDERUTILIZED BUSINESS (HUB) SEMI-ANNUAL REPORT RECEIVED FOR FISCAL YEAR 2025

SECTION VII - STATE AGENCY EXPENDITURE DATA

FUND TYPE	TOTAL EXPENDITURE	TOTAL SPENT WITH HUBS AMOUNT / %	BLACK AMOUNT / %	HISPANIC AMOUNT / %	WOMAN AMOUNT / %	ASIAN PACIFIC AMOUNT / %	NATIVE AMERICAN AMOUNT / %	SERVICE- DISABLED VETERAN AMOUNT / %
-----------	-------------------	-------------------------------------	---------------------	------------------------	---------------------	--------------------------------	----------------------------------	---

411 - TX COMMISSION OF FIRE PROTECTION - PROFESSIONAL SERVICES UNADJUSTED GOAL IS 23.7%

T	0	0 / 0%	0 / 0%	0 / 0%	0 / 0%	0 / 0%	0 / 0%	0 / 0%
N	0	0 / 0%	0 / 0%	0 / 0%	0 / 0%	0 / 0%	0 / 0%	0 / 0%
S	***	0 / 0%	0 / 0%	0 / 0%	0 / 0%	0 / 0%	0 / 0%	0 / 0%
-TC	0	0 / 0%	0 / 0%	0 / 0%	0 / 0%	0 / 0%	0 / 0%	0 / 0%
-I	0	0 / 0%	0 / 0%	0 / 0%	0 / 0%	0 / 0%	0 / 0%	0 / 0%
	0	0 / 0%	0 / 0%	0 / 0%	0 / 0%	0 / 0%	0 / 0%	0 / 0%

411 - TX COMMISSION OF FIRE PROTECTION - OTHER SERVICES UNADJUSTED GOAL IS 26%

T	\$43,827	\$3,340 / 7.62%	0 / 0%	0 / 0%	\$3,340 / 7.62%	0 / 0%	0 / 0%	0 / 0%
N	0	0 / 0%	0 / 0%	0 / 0%	0 / 0%	0 / 0%	0 / 0%	0 / 0%
S	***	0 / 0%	0 / 0%	0 / 0%	0 / 0%	0 / 0%	0 / 0%	0 / 0%
-TC	\$2,382	0 / 0%	0 / 0%	0 / 0%	0 / 0%	0 / 0%	0 / 0%	0 / 0%
-I	0	0 / 0%	0 / 0%	0 / 0%	0 / 0%	0 / 0%	0 / 0%	0 / 0%
	\$41,445	\$3,340 / 7.62%	0 / 0%	0 / 0%	\$3,340 / 7.62%	0 / 0%	0 / 0%	0 / 0%

411 - TX COMMISSION OF FIRE PROTECTION - COMMODITY PURCHASING UNADJUSTED GOAL IS 21.1%

T	\$150,417	\$14,875 / 9.89%	0 / 0%	0 / 0%	\$2,203 / 1.46%	\$12,672 / 8.42%	0 / 0%	0 / 0%
N	0	0 / 0%	0 / 0%	0 / 0%	0 / 0%	0 / 0%	0 / 0%	0 / 0%
S	***	0 / 0%	0 / 0%	0 / 0%	0 / 0%	0 / 0%	0 / 0%	0 / 0%
-TC	\$57,606	0 / 0%	0 / 0%	0 / 0%	0 / 0%	0 / 0%	0 / 0%	0 / 0%
-I	0	0 / 0%	0 / 0%	0 / 0%	0 / 0%	0 / 0%	0 / 0%	0 / 0%
	\$92,811	\$14,875 / 9.89%	0 / 0%	0 / 0%	\$2,203 / 1.46%	\$12,672 / 8.42%	0 / 0%	0 / 0%

*** DOLLARS REPORTED BUT NOT SHOWN IN THESE COLUMNS. T=TREASURY, N=NON-TREASURY, S=SUBCONTRACTOR FUNDS & PROCUREMENT CARD HUB PURCHASES, TC=TERM CONTRACT, I= INTER GOVERNMENT



TEXAS HISTORICALLY UNDERUTILIZED BUSINESS (HUB) SEMI-ANNUAL REPORT RECEIVED FOR FISCAL YEAR 2025

SECTION VII - STATE AGENCY EXPENDITURE DATA

FUND TYPE	TOTAL EXPENDITURE	TOTAL SPENT WITH HUBS AMOUNT / %	BLACK AMOUNT / %	HISPANIC AMOUNT / %	WOMAN AMOUNT / %	ASIAN PACIFIC AMOUNT / %	NATIVE AMERICAN AMOUNT / %	SERVICE-DISABLED VETERAN AMOUNT / %
411 - TX COMMISSION OF FIRE PROTECTION - Statewide Grand Total Expenditures								
T	\$194,244	\$18,215 / 9.38%	0 / 0%	0 / 0%	\$5,543 / 2.85%	\$12,672 / 6.52%	0 / 0%	0 / 0%
N	0	0 / 0%	0 / 0%	0 / 0%	0 / 0%	0 / 0%	0 / 0%	0 / 0%
S	***	0 / 0%	0 / 0%	0 / 0%	0 / 0%	0 / 0%	0 / 0%	0 / 0%
-TC	\$59,988	0 / 0%	0 / 0%	0 / 0%	0 / 0%	0 / 0%	0 / 0%	0 / 0%
-I	0	0 / 0%	0 / 0%	0 / 0%	0 / 0%	0 / 0%	0 / 0%	0 / 0%
	\$134,256	\$18,215 / 9.38%	0 / 0%	0 / 0%	\$5,543 / 2.85%	\$12,672 / 6.52%	0 / 0%	0 / 0%

*** DOLLARS REPORTED BUT NOT SHOWN IN THESE COLUMNS. T=TREASURY, N=NON-TREASURY, S=SUBCONTRACTOR FUNDS & PROCUREMENT CARD HUB PURCHASES, TC=TERM CONTRACT, I= INTER GOVERNMENTAL



TEXAS HISTORICALLY UNDERUTILIZED BUSINESS (HUB) SEMI-ANNUAL REPORT RECEIVED FOR FISCAL YEAR 2025

SECTION VII - STATE AGENCY EXPENDITURE DATA

FUND TYPE	TOTAL EXPENDITURE	TOTAL SPENT WITH HUBS AMOUNT / %	BLACK AMOUNT / %	HISPANIC AMOUNT / %	WOMAN AMOUNT / %	ASIAN PACIFIC AMOUNT / %	NATIVE AMERICAN AMOUNT / %	SERVICE- DISABLED VETERAN AMOUNT / %
-----------	-------------------	-------------------------------------	---------------------	------------------------	---------------------	--------------------------------	----------------------------------	---

448 - OFFICE OF INJURED EMPLOYEE COUNSEL - HEAVY CONSTRUCTION UNADJUSTED GOAL IS 11.2%

T	0	0 / 0%	0 / 0%	0 / 0%	0 / 0%	0 / 0%	0 / 0%	0 / 0%
N	0	0 / 0%	0 / 0%	0 / 0%	0 / 0%	0 / 0%	0 / 0%	0 / 0%
S	***	0 / 0%	0 / 0%	0 / 0%	0 / 0%	0 / 0%	0 / 0%	0 / 0%
-TC	0	0 / 0%	0 / 0%	0 / 0%	0 / 0%	0 / 0%	0 / 0%	0 / 0%
-I	0	0 / 0%	0 / 0%	0 / 0%	0 / 0%	0 / 0%	0 / 0%	0 / 0%
	0	0 / 0%	0 / 0%	0 / 0%	0 / 0%	0 / 0%	0 / 0%	0 / 0%

448 - OFFICE OF INJURED EMPLOYEE COUNSEL - BUILDING CONSTRUCTION UNADJUSTED GOAL IS 21.1%

T	0	0 / 0%	0 / 0%	0 / 0%	0 / 0%	0 / 0%	0 / 0%	0 / 0%
N	0	0 / 0%	0 / 0%	0 / 0%	0 / 0%	0 / 0%	0 / 0%	0 / 0%
S	***	0 / 0%	0 / 0%	0 / 0%	0 / 0%	0 / 0%	0 / 0%	0 / 0%
-TC	0	0 / 0%	0 / 0%	0 / 0%	0 / 0%	0 / 0%	0 / 0%	0 / 0%
-I	0	0 / 0%	0 / 0%	0 / 0%	0 / 0%	0 / 0%	0 / 0%	0 / 0%
	0	0 / 0%	0 / 0%	0 / 0%	0 / 0%	0 / 0%	0 / 0%	0 / 0%

448 - OFFICE OF INJURED EMPLOYEE COUNSEL - SPECIAL TRADE UNADJUSTED GOAL IS 32.9%

T	0	0 / 0%	0 / 0%	0 / 0%	0 / 0%	0 / 0%	0 / 0%	0 / 0%
N	0	0 / 0%	0 / 0%	0 / 0%	0 / 0%	0 / 0%	0 / 0%	0 / 0%
S	***	0 / 0%	0 / 0%	0 / 0%	0 / 0%	0 / 0%	0 / 0%	0 / 0%
-TC	0	0 / 0%	0 / 0%	0 / 0%	0 / 0%	0 / 0%	0 / 0%	0 / 0%
-I	0	0 / 0%	0 / 0%	0 / 0%	0 / 0%	0 / 0%	0 / 0%	0 / 0%
	0	0 / 0%	0 / 0%	0 / 0%	0 / 0%	0 / 0%	0 / 0%	0 / 0%

*** DOLLARS REPORTED BUT NOT SHOWN IN THESE COLUMNS. T=TREASURY, N=NON-TREASURY, S=SUBCONTRACTOR FUNDS & PROCUREMENT CARD HUB PURCHASES, TC=TERM CONTRACT, I= INTER GOVERNMENT



TEXAS HISTORICALLY UNDERUTILIZED BUSINESS (HUB) SEMI-ANNUAL REPORT RECEIVED FOR FISCAL YEAR 2025

SECTION VII - STATE AGENCY EXPENDITURE DATA

FUND TYPE	TOTAL EXPENDITURE	TOTAL SPENT WITH HUBS AMOUNT / %	BLACK AMOUNT / %	HISPANIC AMOUNT / %	WOMAN AMOUNT / %	ASIAN PACIFIC AMOUNT / %	NATIVE AMERICAN AMOUNT / %	SERVICE-DISABLED VETERAN AMOUNT / %
-----------	-------------------	----------------------------------	------------------	---------------------	------------------	--------------------------	----------------------------	-------------------------------------

448 - OFFICE OF INJURED EMPLOYEE COUNSEL - PROFESSIONAL SERVICES UNADJUSTED GOAL IS 23.7%

T	0	0 / 0%	0 / 0%	0 / 0%	0 / 0%	0 / 0%	0 / 0%	0 / 0%
N	0	0 / 0%	0 / 0%	0 / 0%	0 / 0%	0 / 0%	0 / 0%	0 / 0%
S	***	0 / 0%	0 / 0%	0 / 0%	0 / 0%	0 / 0%	0 / 0%	0 / 0%
-TC	0	0 / 0%	0 / 0%	0 / 0%	0 / 0%	0 / 0%	0 / 0%	0 / 0%
-I	0	0 / 0%	0 / 0%	0 / 0%	0 / 0%	0 / 0%	0 / 0%	0 / 0%
	0	0 / 0%	0 / 0%	0 / 0%	0 / 0%	0 / 0%	0 / 0%	0 / 0%

448 - OFFICE OF INJURED EMPLOYEE COUNSEL - OTHER SERVICES UNADJUSTED GOAL IS 26%

T	\$53,410	0 / 0%	0 / 0%	0 / 0%	0 / 0%	0 / 0%	0 / 0%	0 / 0%
N	0	0 / 0%	0 / 0%	0 / 0%	0 / 0%	0 / 0%	0 / 0%	0 / 0%
S	***	0 / 0%	0 / 0%	0 / 0%	0 / 0%	0 / 0%	0 / 0%	0 / 0%
-TC	0	0 / 0%	0 / 0%	0 / 0%	0 / 0%	0 / 0%	0 / 0%	0 / 0%
-I	\$6,750	0 / 0%	0 / 0%	0 / 0%	0 / 0%	0 / 0%	0 / 0%	0 / 0%
	\$46,660	0 / 0%	0 / 0%	0 / 0%	0 / 0%	0 / 0%	0 / 0%	0 / 0%

448 - OFFICE OF INJURED EMPLOYEE COUNSEL - COMMODITY PURCHASING UNADJUSTED GOAL IS 21.1%

T	\$25,991	\$675 / 2.60%	0 / 0%	\$675 / 2.60%	0 / 0%	0 / 0%	0 / 0%	0 / 0%
N	0	0 / 0%	0 / 0%	0 / 0%	0 / 0%	0 / 0%	0 / 0%	0 / 0%
S	***	0 / 0%	0 / 0%	0 / 0%	0 / 0%	0 / 0%	0 / 0%	0 / 0%
-TC	\$267	0 / 0%	0 / 0%	0 / 0%	0 / 0%	0 / 0%	0 / 0%	0 / 0%
-I	0	0 / 0%	0 / 0%	0 / 0%	0 / 0%	0 / 0%	0 / 0%	0 / 0%
	\$25,725	\$675 / 2.60%	0 / 0%	\$675 / 2.60%	0 / 0%	0 / 0%	0 / 0%	0 / 0%

*** DOLLARS REPORTED BUT NOT SHOWN IN THESE COLUMNS. T=TREASURY, N=NON-TREASURY, S=SUBCONTRACTOR FUNDS & PROCUREMENT CARD HUB PURCHASES, TC=TERM CONTRACT, I= INTER GOVERNMENTAL



TEXAS HISTORICALLY UNDERUTILIZED BUSINESS (HUB) SEMI-ANNUAL REPORT RECEIVED FOR FISCAL YEAR 2025

SECTION VII - STATE AGENCY EXPENDITURE DATA

FUND TYPE	TOTAL EXPENDITURE	TOTAL SPENT WITH HUBS AMOUNT / %	BLACK AMOUNT / %	HISPANIC AMOUNT / %	WOMAN AMOUNT / %	ASIAN PACIFIC AMOUNT / %	NATIVE AMERICAN AMOUNT / %	SERVICE-DISABLED VETERAN AMOUNT / %
448 - OFFICE OF INJURED EMPLOYEE COUNSEL - Statewide Grand Total Expenditures								
T	\$79,401	\$675 / 0.85%	0 / 0%	\$675 / 0.85%	0 / 0%	0 / 0%	0 / 0%	0 / 0%
N	0	0 / 0%	0 / 0%	0 / 0%	0 / 0%	0 / 0%	0 / 0%	0 / 0%
S	***	0 / 0%	0 / 0%	0 / 0%	0 / 0%	0 / 0%	0 / 0%	0 / 0%
-TC	\$267	0 / 0%	0 / 0%	0 / 0%	0 / 0%	0 / 0%	0 / 0%	0 / 0%
-I	\$6,750	0 / 0%	0 / 0%	0 / 0%	0 / 0%	0 / 0%	0 / 0%	0 / 0%
	\$72,384	\$675 / 0.85%	0 / 0%	\$675 / 0.85%	0 / 0%	0 / 0%	0 / 0%	0 / 0%

*** DOLLARS REPORTED BUT NOT SHOWN IN THESE COLUMNS. T=TREASURY, N=NON-TREASURY, S=SUBCONTRACTOR FUNDS & PROCUREMENT CARD HUB PURCHASES, TC=TERM CONTRACT, I= INTER GOVERNMENTAL



TEXAS HISTORICALLY UNDERUTILIZED BUSINESS (HUB) SEMI-ANNUAL REPORT RECEIVED FOR FISCAL YEAR 2025

SECTION VII - STATE AGENCY EXPENDITURE DATA

FUND TYPE	TOTAL EXPENDITURE	TOTAL SPENT WITH HUBS AMOUNT / %	BLACK AMOUNT / %	HISPANIC AMOUNT / %	WOMAN AMOUNT / %	ASIAN PACIFIC AMOUNT / %	NATIVE AMERICAN AMOUNT / %	SERVICE-DISABLED VETERAN AMOUNT / %
#MULTIVALUE								
T	0	0 / 0%	0 / 0%	0 / 0%	0 / 0%	0 / 0%	0 / 0%	0 / 0%
N	0	0 / 0%	0 / 0%	0 / 0%	0 / 0%	0 / 0%	0 / 0%	0 / 0%
S	***	0 / 0%	0 / 0%	0 / 0%	0 / 0%	0 / 0%	0 / 0%	0 / 0%
-TC	0	0 / 0%	0 / 0%	0 / 0%	0 / 0%	0 / 0%	0 / 0%	0 / 0%
-I	0	0 / 0%	0 / 0%	0 / 0%	0 / 0%	0 / 0%	0 / 0%	0 / 0%
	0	0 / 0%	0 / 0%	0 / 0%	0 / 0%	0 / 0%	0 / 0%	0 / 0%
#MULTIVALUE								
T	0	0 / 0%	0 / 0%	0 / 0%	0 / 0%	0 / 0%	0 / 0%	0 / 0%
N	0	0 / 0%	0 / 0%	0 / 0%	0 / 0%	0 / 0%	0 / 0%	0 / 0%
S	***	0 / 0%	0 / 0%	0 / 0%	0 / 0%	0 / 0%	0 / 0%	0 / 0%
-TC	0	0 / 0%	0 / 0%	0 / 0%	0 / 0%	0 / 0%	0 / 0%	0 / 0%
-I	0	0 / 0%	0 / 0%	0 / 0%	0 / 0%	0 / 0%	0 / 0%	0 / 0%
	0	0 / 0%	0 / 0%	0 / 0%	0 / 0%	0 / 0%	0 / 0%	0 / 0%
#MULTIVALUE								
T	0	0 / 0%	0 / 0%	0 / 0%	0 / 0%	0 / 0%	0 / 0%	0 / 0%
N	0	0 / 0%	0 / 0%	0 / 0%	0 / 0%	0 / 0%	0 / 0%	0 / 0%
S	***	0 / 0%	0 / 0%	0 / 0%	0 / 0%	0 / 0%	0 / 0%	0 / 0%
-TC	0	0 / 0%	0 / 0%	0 / 0%	0 / 0%	0 / 0%	0 / 0%	0 / 0%
-I	0	0 / 0%	0 / 0%	0 / 0%	0 / 0%	0 / 0%	0 / 0%	0 / 0%
	0	0 / 0%	0 / 0%	0 / 0%	0 / 0%	0 / 0%	0 / 0%	0 / 0%

*** DOLLARS REPORTED BUT NOT SHOWN IN THESE COLUMNS. T=TREASURY, N=NON-TREASURY, S=SUBCONTRACTOR FUNDS & PROCUREMENT CARD HUB PURCHASES, TC=TERM CONTRACT, I= INTER GOVERNMENTAL



TEXAS HISTORICALLY UNDERUTILIZED BUSINESS (HUB) SEMI-ANNUAL REPORT RECEIVED FOR FISCAL YEAR 2025

SECTION VII - STATE AGENCY EXPENDITURE DATA

FUND TYPE	TOTAL EXPENDITURE	TOTAL SPENT WITH HUBS AMOUNT / %	BLACK AMOUNT / %	HISPANIC AMOUNT / %	WOMAN AMOUNT / %	ASIAN PACIFIC AMOUNT / %	NATIVE AMERICAN AMOUNT / %	SERVICE-DISABLED VETERAN AMOUNT / %
#MULTIVALUE								
T	\$2,800	\$2,800 / 100.00%	0 / 0%	\$2,800 / 100.00%	0 / 0%	0 / 0%	0 / 0%	0 / 0%
N	0	0 / 0%	0 / 0%	0 / 0%	0 / 0%	0 / 0%	0 / 0%	0 / 0%
S	***	0 / 0%	0 / 0%	0 / 0%	0 / 0%	0 / 0%	0 / 0%	0 / 0%
-TC	0	0 / 0%	0 / 0%	0 / 0%	0 / 0%	0 / 0%	0 / 0%	0 / 0%
-I	0	0 / 0%	0 / 0%	0 / 0%	0 / 0%	0 / 0%	0 / 0%	0 / 0%
	\$2,800	\$2,800 / 100.00%	0 / 0%	\$2,800 / 100.00%	0 / 0%	0 / 0%	0 / 0%	0 / 0%
#MULTIVALUE								
T	\$172,130	\$89,490 / 51.99%	\$590 / 0.34%	0 / 0%	\$88,900 / 51.65%	0 / 0%	0 / 0%	0 / 0%
N	0	0 / 0%	0 / 0%	0 / 0%	0 / 0%	0 / 0%	0 / 0%	0 / 0%
S	***	0 / 0%	0 / 0%	0 / 0%	0 / 0%	0 / 0%	0 / 0%	0 / 0%
-TC	\$415	0 / 0%	0 / 0%	0 / 0%	0 / 0%	0 / 0%	0 / 0%	0 / 0%
-I	0	0 / 0%	0 / 0%	0 / 0%	0 / 0%	0 / 0%	0 / 0%	0 / 0%
	\$171,715	\$89,490 / 51.99%	\$590 / 0.34%	0 / 0%	\$88,900 / 51.65%	0 / 0%	0 / 0%	0 / 0%
#MULTIVALUE								
T	\$91,775	\$18,937 / 20.63%	0 / 0%	\$18,937 / 20.63%	0 / 0%	0 / 0%	0 / 0%	0 / 0%
N	0	0 / 0%	0 / 0%	0 / 0%	0 / 0%	0 / 0%	0 / 0%	0 / 0%
S	***	0 / 0%	0 / 0%	0 / 0%	0 / 0%	0 / 0%	0 / 0%	0 / 0%
-TC	\$1,049	0 / 0%	0 / 0%	0 / 0%	0 / 0%	0 / 0%	0 / 0%	0 / 0%
-I	0	0 / 0%	0 / 0%	0 / 0%	0 / 0%	0 / 0%	0 / 0%	0 / 0%
	\$90,726	\$18,937 / 20.63%	0 / 0%	\$18,937 / 20.63%	0 / 0%	0 / 0%	0 / 0%	0 / 0%

*** DOLLARS REPORTED BUT NOT SHOWN IN THESE COLUMNS. T=TREASURY, N=NON-TREASURY, S=SUBCONTRACTOR FUNDS & PROCUREMENT CARD HUB PURCHASES, TC=TERM CONTRACT, I= INTER GOVERNMENTAL



TEXAS HISTORICALLY UNDERUTILIZED BUSINESS (HUB) SEMI-ANNUAL REPORT RECEIVED FOR FISCAL YEAR 2025

SECTION VII - STATE AGENCY EXPENDITURE DATA

FUND TYPE	TOTAL EXPENDITURE	TOTAL SPENT WITH HUBS AMOUNT / %	BLACK AMOUNT / %	HISPANIC AMOUNT / %	WOMAN AMOUNT / %	ASIAN PACIFIC AMOUNT / %	NATIVE AMERICAN AMOUNT / %	SERVICE-DISABLED VETERAN AMOUNT / %
#MULTIVALUE								
T	\$266,705	\$111,227 / 41.70%	\$590 / 0.22%	\$21,737 / 8.15%	\$88,900 / 33.33%	0 / 0%	0 / 0%	0 / 0%
N	0	0 / 0%	0 / 0%	0 / 0%	0 / 0%	0 / 0%	0 / 0%	0 / 0%
S	***	0 / 0%	0 / 0%	0 / 0%	0 / 0%	0 / 0%	0 / 0%	0 / 0%
-TC	\$1,464	0 / 0%	0 / 0%	0 / 0%	0 / 0%	0 / 0%	0 / 0%	0 / 0%
-I	0	0 / 0%	0 / 0%	0 / 0%	0 / 0%	0 / 0%	0 / 0%	0 / 0%
	\$265,241	\$111,227 / 41.70%	\$590 / 0.22%	\$21,737 / 8.15%	\$88,900 / 33.33%	0 / 0%	0 / 0%	0 / 0%

*** DOLLARS REPORTED BUT NOT SHOWN IN THESE COLUMNS. T=TREASURY, N=NON-TREASURY, S=SUBCONTRACTOR FUNDS & PROCUREMENT CARD HUB PURCHASES, TC=TERM CONTRACT, I= INTER GOVERNMENTAL



TEXAS HISTORICALLY UNDERUTILIZED BUSINESS (HUB) SEMI-ANNUAL REPORT RECEIVED FOR FISCAL YEAR 2025

SECTION VII - STATE AGENCY EXPENDITURE DATA

FUND TYPE	TOTAL EXPENDITURE	TOTAL SPENT WITH HUBS AMOUNT / %	BLACK AMOUNT / %	HISPANIC AMOUNT / %	WOMAN AMOUNT / %	ASIAN PACIFIC AMOUNT / %	NATIVE AMERICAN AMOUNT / %	SERVICE-DISABLED VETERAN AMOUNT / %
-----------	-------------------	----------------------------------	------------------	---------------------	------------------	--------------------------	----------------------------	-------------------------------------

451 - DEPARTMENT OF BANKING - HEAVY CONSTRUCTION UNADJUSTED GOAL IS 11.2%

T	0	0 / 0%	0 / 0%	0 / 0%	0 / 0%	0 / 0%	0 / 0%	0 / 0%
N	0	0 / 0%	0 / 0%	0 / 0%	0 / 0%	0 / 0%	0 / 0%	0 / 0%
S	***	0 / 0%	0 / 0%	0 / 0%	0 / 0%	0 / 0%	0 / 0%	0 / 0%
-TC	0	0 / 0%	0 / 0%	0 / 0%	0 / 0%	0 / 0%	0 / 0%	0 / 0%
-I	0	0 / 0%	0 / 0%	0 / 0%	0 / 0%	0 / 0%	0 / 0%	0 / 0%
	0	0 / 0%	0 / 0%	0 / 0%	0 / 0%	0 / 0%	0 / 0%	0 / 0%

451 - DEPARTMENT OF BANKING - BUILDING CONSTRUCTION UNADJUSTED GOAL IS 21.1%

T	0	0 / 0%	0 / 0%	0 / 0%	0 / 0%	0 / 0%	0 / 0%	0 / 0%
N	0	0 / 0%	0 / 0%	0 / 0%	0 / 0%	0 / 0%	0 / 0%	0 / 0%
S	***	0 / 0%	0 / 0%	0 / 0%	0 / 0%	0 / 0%	0 / 0%	0 / 0%
-TC	0	0 / 0%	0 / 0%	0 / 0%	0 / 0%	0 / 0%	0 / 0%	0 / 0%
-I	0	0 / 0%	0 / 0%	0 / 0%	0 / 0%	0 / 0%	0 / 0%	0 / 0%
	0	0 / 0%	0 / 0%	0 / 0%	0 / 0%	0 / 0%	0 / 0%	0 / 0%

451 - DEPARTMENT OF BANKING - SPECIAL TRADE UNADJUSTED GOAL IS 32.9%

T	\$27,582	\$10,602 / 38.44%	0 / 0%	\$9,533 / 34.56%	\$1,069 / 3.88%	0 / 0%	0 / 0%	0 / 0%
N	0	0 / 0%	0 / 0%	0 / 0%	0 / 0%	0 / 0%	0 / 0%	0 / 0%
S	***	0 / 0%	0 / 0%	0 / 0%	0 / 0%	0 / 0%	0 / 0%	0 / 0%
-TC	0	0 / 0%	0 / 0%	0 / 0%	0 / 0%	0 / 0%	0 / 0%	0 / 0%
-I	0	0 / 0%	0 / 0%	0 / 0%	0 / 0%	0 / 0%	0 / 0%	0 / 0%
	\$27,582	\$10,602 / 38.44%	0 / 0%	\$9,533 / 34.56%	\$1,069 / 3.88%	0 / 0%	0 / 0%	0 / 0%

*** DOLLARS REPORTED BUT NOT SHOWN IN THESE COLUMNS. T=TREASURY, N=NON-TREASURY, S=SUBCONTRACTOR FUNDS & PROCUREMENT CARD HUB PURCHASES, TC=TERM CONTRACT, I= INTER GOVERNMENTAL



TEXAS HISTORICALLY UNDERUTILIZED BUSINESS (HUB) SEMI-ANNUAL REPORT RECEIVED FOR FISCAL YEAR 2025

SECTION VII - STATE AGENCY EXPENDITURE DATA

FUND TYPE	TOTAL EXPENDITURE	TOTAL SPENT WITH HUBS AMOUNT / %	BLACK AMOUNT / %	HISPANIC AMOUNT / %	WOMAN AMOUNT / %	ASIAN PACIFIC AMOUNT / %	NATIVE AMERICAN AMOUNT / %	SERVICE-DISABLED VETERAN AMOUNT / %
451 - DEPARTMENT OF BANKING - PROFESSIONAL SERVICES UNADJUSTED GOAL IS 23.7%								
T	\$5,460	\$5,460 / 100.00%	0 / 0%	\$5,460 / 100.00%	0 / 0%	0 / 0%	0 / 0%	0 / 0%
N	0	0 / 0%	0 / 0%	0 / 0%	0 / 0%	0 / 0%	0 / 0%	0 / 0%
S	***	0 / 0%	0 / 0%	0 / 0%	0 / 0%	0 / 0%	0 / 0%	0 / 0%
-TC	0	0 / 0%	0 / 0%	0 / 0%	0 / 0%	0 / 0%	0 / 0%	0 / 0%
-I	0	0 / 0%	0 / 0%	0 / 0%	0 / 0%	0 / 0%	0 / 0%	0 / 0%
	\$5,460	\$5,460 / 100.00%	0 / 0%	\$5,460 / 100.00%	0 / 0%	0 / 0%	0 / 0%	0 / 0%
451 - DEPARTMENT OF BANKING - OTHER SERVICES UNADJUSTED GOAL IS 26%								
T	\$448,561	\$6,671 / 1.49%	0 / 0%	\$4,787 / 1.07%	\$1,185 / 0.26%	0 / 0%	0 / 0%	\$699 / 0.16%
N	0	0 / 0%	0 / 0%	0 / 0%	0 / 0%	0 / 0%	0 / 0%	0 / 0%
S	***	0 / 0%	0 / 0%	0 / 0%	0 / 0%	0 / 0%	0 / 0%	0 / 0%
-TC	\$32	\$32 / 100.00%	0 / 0%	0 / 0%	\$32 / 100.00%	0 / 0%	0 / 0%	0 / 0%
-I	0	0 / 0%	0 / 0%	0 / 0%	0 / 0%	0 / 0%	0 / 0%	0 / 0%
	\$448,529	\$6,639 / 101.49%	0 / 0%	\$4,787 / 1.07%	\$1,153 / 100.26%	0 / 0%	0 / 0%	\$699 / 0.16%
451 - DEPARTMENT OF BANKING - COMMODITY PURCHASING UNADJUSTED GOAL IS 21.1%								
T	\$324,121	\$6,578 / 2.03%	0 / 0%	0 / 0%	\$735 / 0.23%	\$5,843 / 1.80%	0 / 0%	0 / 0%
N	0	0 / 0%	0 / 0%	0 / 0%	0 / 0%	0 / 0%	0 / 0%	0 / 0%
S	***	0 / 0%	0 / 0%	0 / 0%	0 / 0%	0 / 0%	0 / 0%	0 / 0%
-TC	0	0 / 0%	0 / 0%	0 / 0%	0 / 0%	0 / 0%	0 / 0%	0 / 0%
-I	0	0 / 0%	0 / 0%	0 / 0%	0 / 0%	0 / 0%	0 / 0%	0 / 0%
	\$324,121	\$6,578 / 2.03%	0 / 0%	0 / 0%	\$735 / 0.23%	\$5,843 / 1.80%	0 / 0%	0 / 0%

*** DOLLARS REPORTED BUT NOT SHOWN IN THESE COLUMNS. T=TREASURY, N=NON-TREASURY, S=SUBCONTRACTOR FUNDS & PROCUREMENT CARD HUB PURCHASES, TC=TERM CONTRACT, I= INTER GOVERNMENTAL



TEXAS HISTORICALLY UNDERUTILIZED BUSINESS (HUB) SEMI-ANNUAL REPORT RECEIVED FOR FISCAL YEAR 2025

SECTION VII - STATE AGENCY EXPENDITURE DATA

FUND TYPE	TOTAL EXPENDITURE	TOTAL SPENT WITH HUBS AMOUNT / %	BLACK AMOUNT / %	HISPANIC AMOUNT / %	WOMAN AMOUNT / %	ASIAN PACIFIC AMOUNT / %	NATIVE AMERICAN AMOUNT / %	SERVICE-DISABLED VETERAN AMOUNT / %
451 - DEPARTMENT OF BANKING - Statewide Grand Total Expenditures								
T	\$805,724	\$29,310 / 3.64%	0 / 0%	\$19,779 / 2.45%	\$2,989 / 0.37%	\$5,843 / 0.73%	0 / 0%	\$699 / 0.09%
N	0	0 / 0%	0 / 0%	0 / 0%	0 / 0%	0 / 0%	0 / 0%	0 / 0%
S	***	0 / 0%	0 / 0%	0 / 0%	0 / 0%	0 / 0%	0 / 0%	0 / 0%
-TC	\$32	\$32 / 100.00%	0 / 0%	0 / 0%	\$32 / 100.00%	0 / 0%	0 / 0%	0 / 0%
-I	0	0 / 0%	0 / 0%	0 / 0%	0 / 0%	0 / 0%	0 / 0%	0 / 0%
	\$805,692	\$29,279 / 103.64%	0 / 0%	\$19,779 / 2.45%	\$2,957 / 100.37%	\$5,843 / 0.73%	0 / 0%	\$699 / 0.09%

*** DOLLARS REPORTED BUT NOT SHOWN IN THESE COLUMNS. T=TREASURY, N=NON-TREASURY, S=SUBCONTRACTOR FUNDS & PROCUREMENT CARD HUB PURCHASES, TC=TERM CONTRACT, I= INTER GOVERNMENTAL



TEXAS HISTORICALLY UNDERUTILIZED BUSINESS (HUB) SEMI-ANNUAL REPORT RECEIVED FOR FISCAL YEAR 2025

SECTION VII - STATE AGENCY EXPENDITURE DATA

FUND TYPE	TOTAL EXPENDITURE	TOTAL SPENT WITH HUBS AMOUNT / %	BLACK AMOUNT / %	HISPANIC AMOUNT / %	WOMAN AMOUNT / %	ASIAN PACIFIC AMOUNT / %	NATIVE AMERICAN AMOUNT / %	SERVICE-DISABLED VETERAN AMOUNT / %
#MULTIVALUE								
T	0	0 / 0%	0 / 0%	0 / 0%	0 / 0%	0 / 0%	0 / 0%	0 / 0%
N	0	0 / 0%	0 / 0%	0 / 0%	0 / 0%	0 / 0%	0 / 0%	0 / 0%
S	***	0 / 0%	0 / 0%	0 / 0%	0 / 0%	0 / 0%	0 / 0%	0 / 0%
-TC	0	0 / 0%	0 / 0%	0 / 0%	0 / 0%	0 / 0%	0 / 0%	0 / 0%
-I	0	0 / 0%	0 / 0%	0 / 0%	0 / 0%	0 / 0%	0 / 0%	0 / 0%
	0	0 / 0%	0 / 0%	0 / 0%	0 / 0%	0 / 0%	0 / 0%	0 / 0%
#MULTIVALUE								
T	0	0 / 0%	0 / 0%	0 / 0%	0 / 0%	0 / 0%	0 / 0%	0 / 0%
N	0	0 / 0%	0 / 0%	0 / 0%	0 / 0%	0 / 0%	0 / 0%	0 / 0%
S	***	0 / 0%	0 / 0%	0 / 0%	0 / 0%	0 / 0%	0 / 0%	0 / 0%
-TC	0	0 / 0%	0 / 0%	0 / 0%	0 / 0%	0 / 0%	0 / 0%	0 / 0%
-I	0	0 / 0%	0 / 0%	0 / 0%	0 / 0%	0 / 0%	0 / 0%	0 / 0%
	0	0 / 0%	0 / 0%	0 / 0%	0 / 0%	0 / 0%	0 / 0%	0 / 0%
#MULTIVALUE								
T	\$33,410	\$20,315 / 60.81%	0 / 0%	0 / 0%	\$20,315 / 60.81%	0 / 0%	0 / 0%	0 / 0%
N	0	0 / 0%	0 / 0%	0 / 0%	0 / 0%	0 / 0%	0 / 0%	0 / 0%
S	***	0 / 0%	0 / 0%	0 / 0%	0 / 0%	0 / 0%	0 / 0%	0 / 0%
-TC	0	0 / 0%	0 / 0%	0 / 0%	0 / 0%	0 / 0%	0 / 0%	0 / 0%
-I	0	0 / 0%	0 / 0%	0 / 0%	0 / 0%	0 / 0%	0 / 0%	0 / 0%
	\$33,410	\$20,315 / 60.81%	0 / 0%	0 / 0%	\$20,315 / 60.81%	0 / 0%	0 / 0%	0 / 0%

*** DOLLARS REPORTED BUT NOT SHOWN IN THESE COLUMNS. T=TREASURY, N=NON-TREASURY, S=SUBCONTRACTOR FUNDS & PROCUREMENT CARD HUB PURCHASES, TC=TERM CONTRACT, I= INTER GOVERNMENTAL



TEXAS HISTORICALLY UNDERUTILIZED BUSINESS (HUB) SEMI-ANNUAL REPORT RECEIVED FOR FISCAL YEAR 2025

SECTION VII - STATE AGENCY EXPENDITURE DATA

FUND TYPE	TOTAL EXPENDITURE	TOTAL SPENT WITH HUBS AMOUNT / %	BLACK AMOUNT / %	HISPANIC AMOUNT / %	WOMAN AMOUNT / %	ASIAN PACIFIC AMOUNT / %	NATIVE AMERICAN AMOUNT / %	SERVICE-DISABLED VETERAN AMOUNT / %
#MULTIVALUE								
T	\$28,616	0 / 0%	0 / 0%	0 / 0%	0 / 0%	0 / 0%	0 / 0%	0 / 0%
N	0	0 / 0%	0 / 0%	0 / 0%	0 / 0%	0 / 0%	0 / 0%	0 / 0%
S	***	0 / 0%	0 / 0%	0 / 0%	0 / 0%	0 / 0%	0 / 0%	0 / 0%
-TC	0	0 / 0%	0 / 0%	0 / 0%	0 / 0%	0 / 0%	0 / 0%	0 / 0%
-I	0	0 / 0%	0 / 0%	0 / 0%	0 / 0%	0 / 0%	0 / 0%	0 / 0%
	\$28,616	0 / 0%	0 / 0%	0 / 0%	0 / 0%	0 / 0%	0 / 0%	0 / 0%
#MULTIVALUE								
T	\$5,361,477	\$735,707 / 13.72%	0 / 0%	\$37,350 / 0.70%	\$194,864 / 3.63%	\$415,103 / 7.74%	\$88,389 / 1.65%	0 / 0%
N	0	0 / 0%	0 / 0%	0 / 0%	0 / 0%	0 / 0%	0 / 0%	0 / 0%
S	***	0 / 0%	0 / 0%	0 / 0%	0 / 0%	0 / 0%	0 / 0%	0 / 0%
-TC	\$18,439	\$1,897 / 10.29%	0 / 0%	0 / 0%	\$1,897 / 10.29%	0 / 0%	0 / 0%	0 / 0%
-I	0	0 / 0%	0 / 0%	0 / 0%	0 / 0%	0 / 0%	0 / 0%	0 / 0%
	\$5,343,039	\$733,809 / 24.01%	0 / 0%	\$37,350 / 0.70%	\$192,967 / 13.92%	\$415,103 / 7.74%	\$88,389 / 1.65%	0 / 0%
#MULTIVALUE								
T	\$1,209,794	\$40,052 / 3.31%	\$354 / 0.03%	\$23,589 / 1.95%	\$16,109 / 1.33%	0 / 0%	0 / 0%	0 / 0%
N	0	0 / 0%	0 / 0%	0 / 0%	0 / 0%	0 / 0%	0 / 0%	0 / 0%
S	***	0 / 0%	0 / 0%	0 / 0%	0 / 0%	0 / 0%	0 / 0%	0 / 0%
-TC	\$584,546	\$261 / 0.04%	\$140 / 0.02%	0 / 0%	\$121 / 0.02%	0 / 0%	0 / 0%	0 / 0%
-I	0	0 / 0%	0 / 0%	0 / 0%	0 / 0%	0 / 0%	0 / 0%	0 / 0%
	\$625,248	\$39,792 / 3.36%	\$214 / 0.05%	\$23,589 / 1.95%	\$15,989 / 1.35%	0 / 0%	0 / 0%	0 / 0%

*** DOLLARS REPORTED BUT NOT SHOWN IN THESE COLUMNS. T=TREASURY, N=NON-TREASURY, S=SUBCONTRACTOR FUNDS & PROCUREMENT CARD HUB PURCHASES, TC=TERM CONTRACT, I= INTER GOVERNMENTAL



TEXAS HISTORICALLY UNDERUTILIZED BUSINESS (HUB) SEMI-ANNUAL REPORT RECEIVED FOR FISCAL YEAR 2025

SECTION VII - STATE AGENCY EXPENDITURE DATA

FUND TYPE	TOTAL EXPENDITURE	TOTAL SPENT WITH HUBS AMOUNT / %	BLACK AMOUNT / %	HISPANIC AMOUNT / %	WOMAN AMOUNT / %	ASIAN PACIFIC AMOUNT / %	NATIVE AMERICAN AMOUNT / %	SERVICE-DISABLED VETERAN AMOUNT / %
#MULTIVALUE								
T	\$6,633,298	\$796,074 / 12.00%	\$354 / 0.01%	\$60,939 / 0.92%	\$231,289 / 3.49%	\$415,103 / 6.26%	\$88,389 / 1.33%	0 / 0%
N	0	0 / 0%	0 / 0%	0 / 0%	0 / 0%	0 / 0%	0 / 0%	0 / 0%
S	***	0 / 0%	0 / 0%	0 / 0%	0 / 0%	0 / 0%	0 / 0%	0 / 0%
-TC	\$602,984	\$2,158 / 0.36%	\$140 / 0.02%	0 / 0%	\$2,018 / 0.33%	0 / 0%	0 / 0%	0 / 0%
-I	0	0 / 0%	0 / 0%	0 / 0%	0 / 0%	0 / 0%	0 / 0%	0 / 0%
	\$6,030,313	\$793,916 / 12.36%	\$214 / 0.03%	\$60,939 / 0.92%	\$229,271 / 3.82%	\$415,103 / 6.26%	\$88,389 / 1.33%	0 / 0%

*** DOLLARS REPORTED BUT NOT SHOWN IN THESE COLUMNS. T=TREASURY, N=NON-TREASURY, S=SUBCONTRACTOR FUNDS & PROCUREMENT CARD HUB PURCHASES, TC=TERM CONTRACT, I= INTER GOVERNMENTAL



TEXAS HISTORICALLY UNDERUTILIZED BUSINESS (HUB) SEMI-ANNUAL REPORT RECEIVED FOR FISCAL YEAR 2025

SECTION VII - STATE AGENCY EXPENDITURE DATA

FUND TYPE	TOTAL EXPENDITURE	TOTAL SPENT WITH HUBS AMOUNT / %	BLACK AMOUNT / %	HISPANIC AMOUNT / %	WOMAN AMOUNT / %	ASIAN PACIFIC AMOUNT / %	NATIVE AMERICAN AMOUNT / %	SERVICE- DISABLED VETERAN AMOUNT / %
-----------	-------------------	-------------------------------------	---------------------	------------------------	---------------------	--------------------------------	----------------------------------	---

454 - TEXAS DEPARTMENT OF INSURANCE - HEAVY CONSTRUCTION UNADJUSTED GOAL IS 11.2%

T	0	0 / 0%	0 / 0%	0 / 0%	0 / 0%	0 / 0%	0 / 0%	0 / 0%
N	0	0 / 0%	0 / 0%	0 / 0%	0 / 0%	0 / 0%	0 / 0%	0 / 0%
S	***	0 / 0%	0 / 0%	0 / 0%	0 / 0%	0 / 0%	0 / 0%	0 / 0%
-TC	0	0 / 0%	0 / 0%	0 / 0%	0 / 0%	0 / 0%	0 / 0%	0 / 0%
-I	0	0 / 0%	0 / 0%	0 / 0%	0 / 0%	0 / 0%	0 / 0%	0 / 0%
	0	0 / 0%	0 / 0%	0 / 0%	0 / 0%	0 / 0%	0 / 0%	0 / 0%

454 - TEXAS DEPARTMENT OF INSURANCE - BUILDING CONSTRUCTION UNADJUSTED GOAL IS 21.1%

T	\$1,995	0 / 0%	0 / 0%	0 / 0%	0 / 0%	0 / 0%	0 / 0%	0 / 0%
N	0	0 / 0%	0 / 0%	0 / 0%	0 / 0%	0 / 0%	0 / 0%	0 / 0%
S	***	0 / 0%	0 / 0%	0 / 0%	0 / 0%	0 / 0%	0 / 0%	0 / 0%
-TC	0	0 / 0%	0 / 0%	0 / 0%	0 / 0%	0 / 0%	0 / 0%	0 / 0%
-I	0	0 / 0%	0 / 0%	0 / 0%	0 / 0%	0 / 0%	0 / 0%	0 / 0%
	\$1,995	0 / 0%	0 / 0%	0 / 0%	0 / 0%	0 / 0%	0 / 0%	0 / 0%

454 - TEXAS DEPARTMENT OF INSURANCE - SPECIAL TRADE UNADJUSTED GOAL IS 32.9%

T	\$395	0 / 0%	0 / 0%	0 / 0%	0 / 0%	0 / 0%	0 / 0%	0 / 0%
N	0	0 / 0%	0 / 0%	0 / 0%	0 / 0%	0 / 0%	0 / 0%	0 / 0%
S	***	0 / 0%	0 / 0%	0 / 0%	0 / 0%	0 / 0%	0 / 0%	0 / 0%
-TC	0	0 / 0%	0 / 0%	0 / 0%	0 / 0%	0 / 0%	0 / 0%	0 / 0%
-I	0	0 / 0%	0 / 0%	0 / 0%	0 / 0%	0 / 0%	0 / 0%	0 / 0%
	\$395	0 / 0%	0 / 0%	0 / 0%	0 / 0%	0 / 0%	0 / 0%	0 / 0%

*** DOLLARS REPORTED BUT NOT SHOWN IN THESE COLUMNS. T=TREASURY, N=NON-TREASURY, S=SUBCONTRACTOR FUNDS & PROCUREMENT CARD HUB PURCHASES, TC=TERM CONTRACT, I= INTER GOVERNMENT



TEXAS HISTORICALLY UNDERUTILIZED BUSINESS (HUB) SEMI-ANNUAL REPORT RECEIVED FOR FISCAL YEAR 2025

SECTION VII - STATE AGENCY EXPENDITURE DATA

FUND TYPE	TOTAL EXPENDITURE	TOTAL SPENT WITH HUBS AMOUNT / %	BLACK AMOUNT / %	HISPANIC AMOUNT / %	WOMAN AMOUNT / %	ASIAN PACIFIC AMOUNT / %	NATIVE AMERICAN AMOUNT / %	SERVICE-DISABLED VETERAN AMOUNT / %
-----------	-------------------	----------------------------------	------------------	---------------------	------------------	--------------------------	----------------------------	-------------------------------------

454 - TEXAS DEPARTMENT OF INSURANCE - PROFESSIONAL SERVICES UNADJUSTED GOAL IS 23.7%

T	\$131,879	0 / 0%	0 / 0%	0 / 0%	0 / 0%	0 / 0%	0 / 0%	0 / 0%
N	0	0 / 0%	0 / 0%	0 / 0%	0 / 0%	0 / 0%	0 / 0%	0 / 0%
S	***	0 / 0%	0 / 0%	0 / 0%	0 / 0%	0 / 0%	0 / 0%	0 / 0%
-TC	0	0 / 0%	0 / 0%	0 / 0%	0 / 0%	0 / 0%	0 / 0%	0 / 0%
-I	0	0 / 0%	0 / 0%	0 / 0%	0 / 0%	0 / 0%	0 / 0%	0 / 0%
	\$131,879	0 / 0%	0 / 0%	0 / 0%	0 / 0%	0 / 0%	0 / 0%	0 / 0%

454 - TEXAS DEPARTMENT OF INSURANCE - OTHER SERVICES UNADJUSTED GOAL IS 26%

T	\$4,027,276	\$1,394,457 / 34.63%	\$10,704 / 0.27%	\$182,371 / 4.53%	\$410,212 / 10.19%	\$791,171 / 19.65%	0 / 0%	0 / 0%
N	0	0 / 0%	0 / 0%	0 / 0%	0 / 0%	0 / 0%	0 / 0%	0 / 0%
S	***	0 / 0%	0 / 0%	0 / 0%	0 / 0%	0 / 0%	0 / 0%	0 / 0%
-TC	\$65,341	0 / 0%	0 / 0%	0 / 0%	0 / 0%	0 / 0%	0 / 0%	0 / 0%
-I	\$94,452	0 / 0%	0 / 0%	0 / 0%	0 / 0%	0 / 0%	0 / 0%	0 / 0%
	\$3,867,483	\$1,394,457 / 34.63%	\$10,704 / 0.27%	\$182,371 / 4.53%	\$410,212 / 10.19%	\$791,171 / 19.65%	0 / 0%	0 / 0%

454 - TEXAS DEPARTMENT OF INSURANCE - COMMODITY PURCHASING UNADJUSTED GOAL IS 21.1%

T	\$2,767,240	\$13,429 / 0.49%	\$3,378 / 0.12%	\$1,243 / 0.04%	\$8,468 / 0.31%	\$340 / 0.01%	0 / 0%	0 / 0%
N	0	0 / 0%	0 / 0%	0 / 0%	0 / 0%	0 / 0%	0 / 0%	0 / 0%
S	***	0 / 0%	0 / 0%	0 / 0%	0 / 0%	0 / 0%	0 / 0%	0 / 0%
-TC	\$527,680	0 / 0%	0 / 0%	0 / 0%	0 / 0%	0 / 0%	0 / 0%	0 / 0%
-I	0	0 / 0%	0 / 0%	0 / 0%	0 / 0%	0 / 0%	0 / 0%	0 / 0%
	\$2,239,560	\$13,429 / 0.49%	\$3,378 / 0.12%	\$1,243 / 0.04%	\$8,468 / 0.31%	\$340 / 0.01%	0 / 0%	0 / 0%

*** DOLLARS REPORTED BUT NOT SHOWN IN THESE COLUMNS. T=TREASURY, N=NON-TREASURY, S=SUBCONTRACTOR FUNDS & PROCUREMENT CARD HUB PURCHASES, TC=TERM CONTRACT, I= INTER GOVERNMENTAL



TEXAS HISTORICALLY UNDERUTILIZED BUSINESS (HUB) SEMI-ANNUAL REPORT RECEIVED FOR FISCAL YEAR 2025

SECTION VII - STATE AGENCY EXPENDITURE DATA

FUND TYPE	TOTAL EXPENDITURE	TOTAL SPENT WITH HUBS AMOUNT / %	BLACK AMOUNT / %	HISPANIC AMOUNT / %	WOMAN AMOUNT / %	ASIAN PACIFIC AMOUNT / %	NATIVE AMERICAN AMOUNT / %	SERVICE-DISABLED VETERAN AMOUNT / %
454 - TEXAS DEPARTMENT OF INSURANCE - Statewide Grand Total Expenditures								
T	\$6,928,785	\$1,407,887 / 20.32%	\$14,081 / 0.20%	\$183,615 / 2.65%	\$418,680 / 6.04%	\$791,511 / 11.42%	0 / 0%	0 / 0%
N	0	0 / 0%	0 / 0%	0 / 0%	0 / 0%	0 / 0%	0 / 0%	0 / 0%
S	***	0 / 0%	0 / 0%	0 / 0%	0 / 0%	0 / 0%	0 / 0%	0 / 0%
-TC	\$593,021	0 / 0%	0 / 0%	0 / 0%	0 / 0%	0 / 0%	0 / 0%	0 / 0%
-I	\$94,452	0 / 0%	0 / 0%	0 / 0%	0 / 0%	0 / 0%	0 / 0%	0 / 0%
	\$6,241,312	\$1,407,887 / 20.32%	\$14,081 / 0.20%	\$183,615 / 2.65%	\$418,680 / 6.04%	\$791,511 / 11.42%	0 / 0%	0 / 0%

*** DOLLARS REPORTED BUT NOT SHOWN IN THESE COLUMNS. T=TREASURY, N=NON-TREASURY, S=SUBCONTRACTOR FUNDS & PROCUREMENT CARD HUB PURCHASES, TC=TERM CONTRACT, I= INTER GOVERNMENTAL



TEXAS HISTORICALLY UNDERUTILIZED BUSINESS (HUB) SEMI-ANNUAL REPORT RECEIVED FOR FISCAL YEAR 2025

SECTION VII - STATE AGENCY EXPENDITURE DATA

FUND TYPE	TOTAL EXPENDITURE	TOTAL SPENT WITH HUBS AMOUNT / %	BLACK AMOUNT / %	HISPANIC AMOUNT / %	WOMAN AMOUNT / %	ASIAN PACIFIC AMOUNT / %	NATIVE AMERICAN AMOUNT / %	SERVICE- DISABLED VETERAN AMOUNT / %
-----------	-------------------	-------------------------------------	---------------------	------------------------	---------------------	--------------------------------	----------------------------------	---

455 - RAILROAD COMMISSION OF TEXAS - HEAVY CONSTRUCTION UNADJUSTED GOAL IS 11.2%

T	0	0 / 0%	0 / 0%	0 / 0%	0 / 0%	0 / 0%	0 / 0%	0 / 0%
N	0	0 / 0%	0 / 0%	0 / 0%	0 / 0%	0 / 0%	0 / 0%	0 / 0%
S	***	0 / 0%	0 / 0%	0 / 0%	0 / 0%	0 / 0%	0 / 0%	0 / 0%
-TC	0	0 / 0%	0 / 0%	0 / 0%	0 / 0%	0 / 0%	0 / 0%	0 / 0%
-I	0	0 / 0%	0 / 0%	0 / 0%	0 / 0%	0 / 0%	0 / 0%	0 / 0%
	0	0 / 0%	0 / 0%	0 / 0%	0 / 0%	0 / 0%	0 / 0%	0 / 0%

455 - RAILROAD COMMISSION OF TEXAS - BUILDING CONSTRUCTION UNADJUSTED GOAL IS 21.1%

T	\$9,708	0 / 0%	0 / 0%	0 / 0%	0 / 0%	0 / 0%	0 / 0%	0 / 0%
N	0	0 / 0%	0 / 0%	0 / 0%	0 / 0%	0 / 0%	0 / 0%	0 / 0%
S	***	0 / 0%	0 / 0%	0 / 0%	0 / 0%	0 / 0%	0 / 0%	0 / 0%
-TC	0	0 / 0%	0 / 0%	0 / 0%	0 / 0%	0 / 0%	0 / 0%	0 / 0%
-I	0	0 / 0%	0 / 0%	0 / 0%	0 / 0%	0 / 0%	0 / 0%	0 / 0%
	\$9,708	0 / 0%	0 / 0%	0 / 0%	0 / 0%	0 / 0%	0 / 0%	0 / 0%

455 - RAILROAD COMMISSION OF TEXAS - SPECIAL TRADE UNADJUSTED GOAL IS 32.9%

T	\$1,651	\$756 / 45.79%	0 / 0%	0 / 0%	\$756 / 45.79%	0 / 0%	0 / 0%	0 / 0%
N	0	0 / 0%	0 / 0%	0 / 0%	0 / 0%	0 / 0%	0 / 0%	0 / 0%
S	***	0 / 0%	0 / 0%	0 / 0%	0 / 0%	0 / 0%	0 / 0%	0 / 0%
-TC	0	0 / 0%	0 / 0%	0 / 0%	0 / 0%	0 / 0%	0 / 0%	0 / 0%
-I	\$410	0 / 0%	0 / 0%	0 / 0%	0 / 0%	0 / 0%	0 / 0%	0 / 0%
	\$1,241	\$756 / 45.79%	0 / 0%	0 / 0%	\$756 / 45.79%	0 / 0%	0 / 0%	0 / 0%

*** DOLLARS REPORTED BUT NOT SHOWN IN THESE COLUMNS. T=TREASURY, N=NON-TREASURY, S=SUBCONTRACTOR FUNDS & PROCUREMENT CARD HUB PURCHASES, TC=TERM CONTRACT, I= INTER GOVERNMENT



TEXAS HISTORICALLY UNDERUTILIZED BUSINESS (HUB) SEMI-ANNUAL REPORT RECEIVED FOR FISCAL YEAR 2025

SECTION VII - STATE AGENCY EXPENDITURE DATA

FUND TYPE	TOTAL EXPENDITURE	TOTAL SPENT WITH HUBS AMOUNT / %	BLACK AMOUNT / %	HISPANIC AMOUNT / %	WOMAN AMOUNT / %	ASIAN PACIFIC AMOUNT / %	NATIVE AMERICAN AMOUNT / %	SERVICE-DISABLED VETERAN AMOUNT / %
-----------	-------------------	----------------------------------	------------------	---------------------	------------------	--------------------------	----------------------------	-------------------------------------

455 - RAILROAD COMMISSION OF TEXAS - PROFESSIONAL SERVICES UNADJUSTED GOAL IS 23.7%

T	\$761,995	0 / 0%	0 / 0%	0 / 0%	0 / 0%	0 / 0%	0 / 0%	0 / 0%
N	0	0 / 0%	0 / 0%	0 / 0%	0 / 0%	0 / 0%	0 / 0%	0 / 0%
S	***	0 / 0%	0 / 0%	0 / 0%	0 / 0%	0 / 0%	0 / 0%	0 / 0%
-TC	0	0 / 0%	0 / 0%	0 / 0%	0 / 0%	0 / 0%	0 / 0%	0 / 0%
-I	\$761,995	0 / 0%	0 / 0%	0 / 0%	0 / 0%	0 / 0%	0 / 0%	0 / 0%
	0	0 / 0%	0 / 0%	0 / 0%	0 / 0%	0 / 0%	0 / 0%	0 / 0%

455 - RAILROAD COMMISSION OF TEXAS - OTHER SERVICES UNADJUSTED GOAL IS 26%

T	\$61,187,720	\$4,146,091 / 6.78%	\$14,918 / 0.02%	\$148,537 / 0.24%	\$1,574,964 / 2.57%	\$2,229,029 / 3.64%	\$178,643 / 0.29%	0 / 0%
N	0	0 / 0%	0 / 0%	0 / 0%	0 / 0%	0 / 0%	0 / 0%	0 / 0%
S	***	\$127,031 / 4.72%	\$140 / 0.01%	\$105,141 / 3.91%	0 / 0%	\$21,750 / 0.81%	0 / 0%	0 / 0%
-TC	\$370,964	\$2,893 / 0.78%	0 / 0%	0 / 0%	\$2,893 / 0.78%	0 / 0%	0 / 0%	0 / 0%
-I	\$51,610,373	0 / 0%	0 / 0%	0 / 0%	0 / 0%	0 / 0%	0 / 0%	0 / 0%
	\$9,206,383	\$4,270,229 / 12.28%	\$15,058 / 0.03%	\$253,678 / 4.15%	\$1,572,071 / 3.35%	\$2,250,779 / 4.45%	\$178,643 / 0.29%	0 / 0%

455 - RAILROAD COMMISSION OF TEXAS - COMMODITY PURCHASING UNADJUSTED GOAL IS 21.1%

T	\$2,426,574	\$262,497 / 10.82%	\$92,354 / 3.81%	\$4,200 / 0.17%	\$158,572 / 6.53%	\$5,093 / 0.21%	\$2,278 / 0.09%	0 / 0%
N	0	0 / 0%	0 / 0%	0 / 0%	0 / 0%	0 / 0%	0 / 0%	0 / 0%
S	***	\$1,275 / 0.51%	0 / 0%	\$1,275 / 0.51%	0 / 0%	0 / 0%	0 / 0%	0 / 0%
-TC	\$1,511,747	0 / 0%	0 / 0%	0 / 0%	0 / 0%	0 / 0%	0 / 0%	0 / 0%
-I	0	0 / 0%	0 / 0%	0 / 0%	0 / 0%	0 / 0%	0 / 0%	0 / 0%
	\$914,827	\$263,772 / 11.33%	\$92,354 / 3.81%	\$5,475 / 0.68%	\$158,572 / 6.53%	\$5,093 / 0.21%	\$2,278 / 0.09%	0 / 0%

*** DOLLARS REPORTED BUT NOT SHOWN IN THESE COLUMNS. T=TREASURY, N=NON-TREASURY, S=SUBCONTRACTOR FUNDS & PROCUREMENT CARD HUB PURCHASES, TC=TERM CONTRACT, I= INTER GOVERNMENTAL



TEXAS HISTORICALLY UNDERUTILIZED BUSINESS (HUB) SEMI-ANNUAL REPORT RECEIVED FOR FISCAL YEAR 2025

SECTION VII - STATE AGENCY EXPENDITURE DATA

FUND TYPE	TOTAL EXPENDITURE	TOTAL SPENT WITH HUBS AMOUNT / %	BLACK AMOUNT / %	HISPANIC AMOUNT / %	WOMAN AMOUNT / %	ASIAN PACIFIC AMOUNT / %	NATIVE AMERICAN AMOUNT / %	SERVICE-DISABLED VETERAN AMOUNT / %
455 - RAILROAD COMMISSION OF TEXAS - Statewide Grand Total Expenditures								
T	\$64,387,648	\$4,409,344 / 6.85%	\$107,272 / 0.17%	\$152,737 / 0.24%	\$1,734,292 / 2.69%	\$2,234,122 / 3.47%	\$180,921 / 0.28%	0 / 0%
N	0	0 / 0%	0 / 0%	0 / 0%	0 / 0%	0 / 0%	0 / 0%	0 / 0%
S	***	\$128,306 / 4.37%	\$140 / 0.00%	\$106,416 / 3.62%	0 / 0%	\$21,750 / 0.74%	0 / 0%	0 / 0%
-TC	\$1,882,711	\$2,893 / 0.15%	0 / 0%	0 / 0%	\$2,893 / 0.15%	0 / 0%	0 / 0%	0 / 0%
-I	\$52,372,777	0 / 0%	0 / 0%	0 / 0%	0 / 0%	0 / 0%	0 / 0%	0 / 0%
	\$10,132,159	\$4,534,757 / 11.37%	\$107,412 / 0.17%	\$259,153 / 3.86%	\$1,731,399 / 2.85%	\$2,255,872 / 4.21%	\$180,921 / 0.28%	0 / 0%

*** DOLLARS REPORTED BUT NOT SHOWN IN THESE COLUMNS. T=TREASURY, N=NON-TREASURY, S=SUBCONTRACTOR FUNDS & PROCUREMENT CARD HUB PURCHASES, TC=TERM CONTRACT, I= INTER GOVERNMENTAL



TEXAS HISTORICALLY UNDERUTILIZED BUSINESS (HUB) SEMI-ANNUAL REPORT RECEIVED FOR FISCAL YEAR 2025

SECTION VII - STATE AGENCY EXPENDITURE DATA

FUND TYPE	TOTAL EXPENDITURE	TOTAL SPENT WITH HUBS AMOUNT / %	BLACK AMOUNT / %	HISPANIC AMOUNT / %	WOMAN AMOUNT / %	ASIAN PACIFIC AMOUNT / %	NATIVE AMERICAN AMOUNT / %	SERVICE-DISABLED VETERAN AMOUNT / %
-----------	-------------------	----------------------------------	------------------	---------------------	------------------	--------------------------	----------------------------	-------------------------------------

456 - BOARD OF PLUMBING EXAMINERS - HEAVY CONSTRUCTION UNADJUSTED GOAL IS 11.2%

T	0	0 / 0%	0 / 0%	0 / 0%	0 / 0%	0 / 0%	0 / 0%	0 / 0%
N	0	0 / 0%	0 / 0%	0 / 0%	0 / 0%	0 / 0%	0 / 0%	0 / 0%
S	***	0 / 0%	0 / 0%	0 / 0%	0 / 0%	0 / 0%	0 / 0%	0 / 0%
-TC	0	0 / 0%	0 / 0%	0 / 0%	0 / 0%	0 / 0%	0 / 0%	0 / 0%
-I	0	0 / 0%	0 / 0%	0 / 0%	0 / 0%	0 / 0%	0 / 0%	0 / 0%
	0	0 / 0%	0 / 0%	0 / 0%	0 / 0%	0 / 0%	0 / 0%	0 / 0%

456 - BOARD OF PLUMBING EXAMINERS - BUILDING CONSTRUCTION UNADJUSTED GOAL IS 21.1%

T	0	0 / 0%	0 / 0%	0 / 0%	0 / 0%	0 / 0%	0 / 0%	0 / 0%
N	0	0 / 0%	0 / 0%	0 / 0%	0 / 0%	0 / 0%	0 / 0%	0 / 0%
S	***	0 / 0%	0 / 0%	0 / 0%	0 / 0%	0 / 0%	0 / 0%	0 / 0%
-TC	0	0 / 0%	0 / 0%	0 / 0%	0 / 0%	0 / 0%	0 / 0%	0 / 0%
-I	0	0 / 0%	0 / 0%	0 / 0%	0 / 0%	0 / 0%	0 / 0%	0 / 0%
	0	0 / 0%	0 / 0%	0 / 0%	0 / 0%	0 / 0%	0 / 0%	0 / 0%

456 - BOARD OF PLUMBING EXAMINERS - SPECIAL TRADE UNADJUSTED GOAL IS 32.9%

T	\$609	0 / 0%	0 / 0%	0 / 0%	0 / 0%	0 / 0%	0 / 0%	0 / 0%
N	0	0 / 0%	0 / 0%	0 / 0%	0 / 0%	0 / 0%	0 / 0%	0 / 0%
S	***	0 / 0%	0 / 0%	0 / 0%	0 / 0%	0 / 0%	0 / 0%	0 / 0%
-TC	0	0 / 0%	0 / 0%	0 / 0%	0 / 0%	0 / 0%	0 / 0%	0 / 0%
-I	0	0 / 0%	0 / 0%	0 / 0%	0 / 0%	0 / 0%	0 / 0%	0 / 0%
	\$609	0 / 0%	0 / 0%	0 / 0%	0 / 0%	0 / 0%	0 / 0%	0 / 0%

*** DOLLARS REPORTED BUT NOT SHOWN IN THESE COLUMNS. T=TREASURY, N=NON-TREASURY, S=SUBCONTRACTOR FUNDS & PROCUREMENT CARD HUB PURCHASES, TC=TERM CONTRACT, I= INTER GOVERNMENTAL



TEXAS HISTORICALLY UNDERUTILIZED BUSINESS (HUB) SEMI-ANNUAL REPORT RECEIVED FOR FISCAL YEAR 2025

SECTION VII - STATE AGENCY EXPENDITURE DATA

FUND TYPE	TOTAL EXPENDITURE	TOTAL SPENT WITH HUBS AMOUNT / %	BLACK AMOUNT / %	HISPANIC AMOUNT / %	WOMAN AMOUNT / %	ASIAN PACIFIC AMOUNT / %	NATIVE AMERICAN AMOUNT / %	SERVICE- DISABLED VETERAN AMOUNT / %
-----------	-------------------	-------------------------------------	---------------------	------------------------	---------------------	--------------------------------	----------------------------------	---

456 - BOARD OF PLUMBING EXAMINERS - PROFESSIONAL SERVICES UNADJUSTED GOAL IS 23.7%

T	0	0 / 0%	0 / 0%	0 / 0%	0 / 0%	0 / 0%	0 / 0%	0 / 0%
N	0	0 / 0%	0 / 0%	0 / 0%	0 / 0%	0 / 0%	0 / 0%	0 / 0%
S	***	0 / 0%	0 / 0%	0 / 0%	0 / 0%	0 / 0%	0 / 0%	0 / 0%
-TC	0	0 / 0%	0 / 0%	0 / 0%	0 / 0%	0 / 0%	0 / 0%	0 / 0%
-I	0	0 / 0%	0 / 0%	0 / 0%	0 / 0%	0 / 0%	0 / 0%	0 / 0%
	0	0 / 0%	0 / 0%	0 / 0%	0 / 0%	0 / 0%	0 / 0%	0 / 0%

456 - BOARD OF PLUMBING EXAMINERS - OTHER SERVICES UNADJUSTED GOAL IS 26%

T	\$133,452	\$42,360 / 31.74%	\$3,250 / 2.44%	0 / 0%	\$39,110 / 29.31%	0 / 0%	0 / 0%	0 / 0%
N	0	0 / 0%	0 / 0%	0 / 0%	0 / 0%	0 / 0%	0 / 0%	0 / 0%
S	***	0 / 0%	0 / 0%	0 / 0%	0 / 0%	0 / 0%	0 / 0%	0 / 0%
-TC	\$379	0 / 0%	0 / 0%	0 / 0%	0 / 0%	0 / 0%	0 / 0%	0 / 0%
-I	0	0 / 0%	0 / 0%	0 / 0%	0 / 0%	0 / 0%	0 / 0%	0 / 0%
	\$133,072	\$42,360 / 31.74%	\$3,250 / 2.44%	0 / 0%	\$39,110 / 29.31%	0 / 0%	0 / 0%	0 / 0%

456 - BOARD OF PLUMBING EXAMINERS - COMMODITY PURCHASING UNADJUSTED GOAL IS 21.1%

T	\$104,205	\$50,178 / 48.15%	0 / 0%	0 / 0%	\$50,178 / 48.15%	0 / 0%	0 / 0%	0 / 0%
N	0	0 / 0%	0 / 0%	0 / 0%	0 / 0%	0 / 0%	0 / 0%	0 / 0%
S	***	0 / 0%	0 / 0%	0 / 0%	0 / 0%	0 / 0%	0 / 0%	0 / 0%
-TC	\$5,621	0 / 0%	0 / 0%	0 / 0%	0 / 0%	0 / 0%	0 / 0%	0 / 0%
-I	0	0 / 0%	0 / 0%	0 / 0%	0 / 0%	0 / 0%	0 / 0%	0 / 0%
	\$98,585	\$50,178 / 48.15%	0 / 0%	0 / 0%	\$50,178 / 48.15%	0 / 0%	0 / 0%	0 / 0%

*** DOLLARS REPORTED BUT NOT SHOWN IN THESE COLUMNS. T=TREASURY, N=NON-TREASURY, S=SUBCONTRACTOR FUNDS & PROCUREMENT CARD HUB PURCHASES, TC=TERM CONTRACT, I= INTER GOVERNMENT



TEXAS HISTORICALLY UNDERUTILIZED BUSINESS (HUB) SEMI-ANNUAL REPORT RECEIVED FOR FISCAL YEAR 2025

SECTION VII - STATE AGENCY EXPENDITURE DATA

FUND TYPE	TOTAL EXPENDITURE	TOTAL SPENT WITH HUBS AMOUNT / %	BLACK AMOUNT / %	HISPANIC AMOUNT / %	WOMAN AMOUNT / %	ASIAN PACIFIC AMOUNT / %	NATIVE AMERICAN AMOUNT / %	SERVICE-DISABLED VETERAN AMOUNT / %
456 - BOARD OF PLUMBING EXAMINERS - Statewide Grand Total Expenditures								
T	\$238,266	\$92,538 / 38.84%	\$3,250 / 1.36%	0 / 0%	\$89,288 / 37.47%	0 / 0%	0 / 0%	0 / 0%
N	0	0 / 0%	0 / 0%	0 / 0%	0 / 0%	0 / 0%	0 / 0%	0 / 0%
S	***	0 / 0%	0 / 0%	0 / 0%	0 / 0%	0 / 0%	0 / 0%	0 / 0%
-TC	\$6,000	0 / 0%	0 / 0%	0 / 0%	0 / 0%	0 / 0%	0 / 0%	0 / 0%
-I	0	0 / 0%	0 / 0%	0 / 0%	0 / 0%	0 / 0%	0 / 0%	0 / 0%
	\$232,266	\$92,538 / 38.84%	\$3,250 / 1.36%	0 / 0%	\$89,288 / 37.47%	0 / 0%	0 / 0%	0 / 0%

*** DOLLARS REPORTED BUT NOT SHOWN IN THESE COLUMNS. T=TREASURY, N=NON-TREASURY, S=SUBCONTRACTOR FUNDS & PROCUREMENT CARD HUB PURCHASES, TC=TERM CONTRACT, I= INTER GOVERNMENTAL



TEXAS HISTORICALLY UNDERUTILIZED BUSINESS (HUB) SEMI-ANNUAL REPORT RECEIVED FOR FISCAL YEAR 2025

SECTION VII - STATE AGENCY EXPENDITURE DATA

FUND TYPE	TOTAL EXPENDITURE	TOTAL SPENT WITH HUBS AMOUNT / %	BLACK AMOUNT / %	HISPANIC AMOUNT / %	WOMAN AMOUNT / %	ASIAN PACIFIC AMOUNT / %	NATIVE AMERICAN AMOUNT / %	SERVICE-DISABLED VETERAN AMOUNT / %
-----------	-------------------	----------------------------------	------------------	---------------------	------------------	--------------------------	----------------------------	-------------------------------------

457 - STATE BOARD OF PUBLIC ACCOUNTANCY - HEAVY CONSTRUCTION UNADJUSTED GOAL IS 11.2%

T	0	0 / 0%	0 / 0%	0 / 0%	0 / 0%	0 / 0%	0 / 0%	0 / 0%
N	0	0 / 0%	0 / 0%	0 / 0%	0 / 0%	0 / 0%	0 / 0%	0 / 0%
S	***	0 / 0%	0 / 0%	0 / 0%	0 / 0%	0 / 0%	0 / 0%	0 / 0%
-TC	0	0 / 0%	0 / 0%	0 / 0%	0 / 0%	0 / 0%	0 / 0%	0 / 0%
-I	0	0 / 0%	0 / 0%	0 / 0%	0 / 0%	0 / 0%	0 / 0%	0 / 0%
	0	0 / 0%	0 / 0%	0 / 0%	0 / 0%	0 / 0%	0 / 0%	0 / 0%

457 - STATE BOARD OF PUBLIC ACCOUNTANCY - BUILDING CONSTRUCTION UNADJUSTED GOAL IS 21.1%

T	0	0 / 0%	0 / 0%	0 / 0%	0 / 0%	0 / 0%	0 / 0%	0 / 0%
N	0	0 / 0%	0 / 0%	0 / 0%	0 / 0%	0 / 0%	0 / 0%	0 / 0%
S	***	0 / 0%	0 / 0%	0 / 0%	0 / 0%	0 / 0%	0 / 0%	0 / 0%
-TC	0	0 / 0%	0 / 0%	0 / 0%	0 / 0%	0 / 0%	0 / 0%	0 / 0%
-I	0	0 / 0%	0 / 0%	0 / 0%	0 / 0%	0 / 0%	0 / 0%	0 / 0%
	0	0 / 0%	0 / 0%	0 / 0%	0 / 0%	0 / 0%	0 / 0%	0 / 0%

457 - STATE BOARD OF PUBLIC ACCOUNTANCY - SPECIAL TRADE UNADJUSTED GOAL IS 32.9%

T	0	0 / 0%	0 / 0%	0 / 0%	0 / 0%	0 / 0%	0 / 0%	0 / 0%
N	0	0 / 0%	0 / 0%	0 / 0%	0 / 0%	0 / 0%	0 / 0%	0 / 0%
S	***	0 / 0%	0 / 0%	0 / 0%	0 / 0%	0 / 0%	0 / 0%	0 / 0%
-TC	0	0 / 0%	0 / 0%	0 / 0%	0 / 0%	0 / 0%	0 / 0%	0 / 0%
-I	0	0 / 0%	0 / 0%	0 / 0%	0 / 0%	0 / 0%	0 / 0%	0 / 0%
	0	0 / 0%	0 / 0%	0 / 0%	0 / 0%	0 / 0%	0 / 0%	0 / 0%

*** DOLLARS REPORTED BUT NOT SHOWN IN THESE COLUMNS. T=TREASURY, N=NON-TREASURY, S=SUBCONTRACTOR FUNDS & PROCUREMENT CARD HUB PURCHASES, TC=TERM CONTRACT, I= INTER GOVERNMENTAL



TEXAS HISTORICALLY UNDERUTILIZED BUSINESS (HUB) SEMI-ANNUAL REPORT RECEIVED FOR FISCAL YEAR 2025

SECTION VII - STATE AGENCY EXPENDITURE DATA

FUND TYPE	TOTAL EXPENDITURE	TOTAL SPENT WITH HUBS AMOUNT / %	BLACK AMOUNT / %	HISPANIC AMOUNT / %	WOMAN AMOUNT / %	ASIAN PACIFIC AMOUNT / %	NATIVE AMERICAN AMOUNT / %	SERVICE- DISABLED VETERAN AMOUNT / %
-----------	-------------------	-------------------------------------	---------------------	------------------------	---------------------	--------------------------------	----------------------------------	---

457 - STATE BOARD OF PUBLIC ACCOUNTANCY - PROFESSIONAL SERVICES UNADJUSTED GOAL IS 23.7%

T	0	0 / 0%	0 / 0%	0 / 0%	0 / 0%	0 / 0%	0 / 0%	0 / 0%
N	0	0 / 0%	0 / 0%	0 / 0%	0 / 0%	0 / 0%	0 / 0%	0 / 0%
S	***	0 / 0%	0 / 0%	0 / 0%	0 / 0%	0 / 0%	0 / 0%	0 / 0%
-TC	0	0 / 0%	0 / 0%	0 / 0%	0 / 0%	0 / 0%	0 / 0%	0 / 0%
-I	0	0 / 0%	0 / 0%	0 / 0%	0 / 0%	0 / 0%	0 / 0%	0 / 0%
	0	0 / 0%	0 / 0%	0 / 0%	0 / 0%	0 / 0%	0 / 0%	0 / 0%

457 - STATE BOARD OF PUBLIC ACCOUNTANCY - OTHER SERVICES UNADJUSTED GOAL IS 26%

T	\$185,462	\$60,123 / 32.42%	\$30 / 0.02%	\$26,512 / 14.30%	\$15,510 / 8.36%	\$18,071 / 9.74%	0 / 0%	0 / 0%
N	0	0 / 0%	0 / 0%	0 / 0%	0 / 0%	0 / 0%	0 / 0%	0 / 0%
S	***	0 / 0%	0 / 0%	0 / 0%	0 / 0%	0 / 0%	0 / 0%	0 / 0%
-TC	\$1,611	0 / 0%	0 / 0%	0 / 0%	0 / 0%	0 / 0%	0 / 0%	0 / 0%
-I	0	0 / 0%	0 / 0%	0 / 0%	0 / 0%	0 / 0%	0 / 0%	0 / 0%
	\$183,851	\$60,123 / 32.42%	\$30 / 0.02%	\$26,512 / 14.30%	\$15,510 / 8.36%	\$18,071 / 9.74%	0 / 0%	0 / 0%

457 - STATE BOARD OF PUBLIC ACCOUNTANCY - COMMODITY PURCHASING UNADJUSTED GOAL IS 21.1%

T	\$84,108	\$49,809 / 59.22%	0 / 0%	\$44,613 / 53.04%	\$5,196 / 6.18%	0 / 0%	0 / 0%	0 / 0%
N	0	0 / 0%	0 / 0%	0 / 0%	0 / 0%	0 / 0%	0 / 0%	0 / 0%
S	***	0 / 0%	0 / 0%	0 / 0%	0 / 0%	0 / 0%	0 / 0%	0 / 0%
-TC	\$1,453	0 / 0%	0 / 0%	0 / 0%	0 / 0%	0 / 0%	0 / 0%	0 / 0%
-I	0	0 / 0%	0 / 0%	0 / 0%	0 / 0%	0 / 0%	0 / 0%	0 / 0%
	\$82,655	\$49,809 / 59.22%	0 / 0%	\$44,613 / 53.04%	\$5,196 / 6.18%	0 / 0%	0 / 0%	0 / 0%

*** DOLLARS REPORTED BUT NOT SHOWN IN THESE COLUMNS. T=TREASURY, N=NON-TREASURY, S=SUBCONTRACTOR FUNDS & PROCUREMENT CARD HUB PURCHASES, TC=TERM CONTRACT, I= INTER GOVERNMENT



TEXAS HISTORICALLY UNDERUTILIZED BUSINESS (HUB) SEMI-ANNUAL REPORT RECEIVED FOR FISCAL YEAR 2025

SECTION VII - STATE AGENCY EXPENDITURE DATA

FUND TYPE	TOTAL EXPENDITURE	TOTAL SPENT WITH HUBS AMOUNT / %	BLACK AMOUNT / %	HISPANIC AMOUNT / %	WOMAN AMOUNT / %	ASIAN PACIFIC AMOUNT / %	NATIVE AMERICAN AMOUNT / %	SERVICE-DISABLED VETERAN AMOUNT / %
457 - STATE BOARD OF PUBLIC ACCOUNTANCY - Statewide Grand Total Expenditures								
T	\$269,570	\$109,932 / 40.78%	\$30 / 0.01%	\$71,125 / 26.38%	\$20,706 / 7.68%	\$18,071 / 6.70%	0 / 0%	0 / 0%
N	0	0 / 0%	0 / 0%	0 / 0%	0 / 0%	0 / 0%	0 / 0%	0 / 0%
S	***	0 / 0%	0 / 0%	0 / 0%	0 / 0%	0 / 0%	0 / 0%	0 / 0%
-TC	\$3,064	0 / 0%	0 / 0%	0 / 0%	0 / 0%	0 / 0%	0 / 0%	0 / 0%
-I	0	0 / 0%	0 / 0%	0 / 0%	0 / 0%	0 / 0%	0 / 0%	0 / 0%
	\$266,506	\$109,932 / 40.78%	\$30 / 0.01%	\$71,125 / 26.38%	\$20,706 / 7.68%	\$18,071 / 6.70%	0 / 0%	0 / 0%

*** DOLLARS REPORTED BUT NOT SHOWN IN THESE COLUMNS. T=TREASURY, N=NON-TREASURY, S=SUBCONTRACTOR FUNDS & PROCUREMENT CARD HUB PURCHASES, TC=TERM CONTRACT, I= INTER GOVERNMENTAL



TEXAS HISTORICALLY UNDERUTILIZED BUSINESS (HUB) SEMI-ANNUAL REPORT RECEIVED FOR FISCAL YEAR 2025

SECTION VII - STATE AGENCY EXPENDITURE DATA

FUND TYPE	TOTAL EXPENDITURE	TOTAL SPENT WITH HUBS AMOUNT / %	BLACK AMOUNT / %	HISPANIC AMOUNT / %	WOMAN AMOUNT / %	ASIAN PACIFIC AMOUNT / %	NATIVE AMERICAN AMOUNT / %	SERVICE-DISABLED VETERAN AMOUNT / %
-----------	-------------------	----------------------------------	------------------	---------------------	------------------	--------------------------	----------------------------	-------------------------------------

458 - ALCOHOLIC BEVERAGE COMMISSION - HEAVY CONSTRUCTION UNADJUSTED GOAL IS 11.2%

T	0	0 / 0%	0 / 0%	0 / 0%	0 / 0%	0 / 0%	0 / 0%	0 / 0%
N	0	0 / 0%	0 / 0%	0 / 0%	0 / 0%	0 / 0%	0 / 0%	0 / 0%
S	***	0 / 0%	0 / 0%	0 / 0%	0 / 0%	0 / 0%	0 / 0%	0 / 0%
-TC	0	0 / 0%	0 / 0%	0 / 0%	0 / 0%	0 / 0%	0 / 0%	0 / 0%
-I	0	0 / 0%	0 / 0%	0 / 0%	0 / 0%	0 / 0%	0 / 0%	0 / 0%
	0	0 / 0%	0 / 0%	0 / 0%	0 / 0%	0 / 0%	0 / 0%	0 / 0%

458 - ALCOHOLIC BEVERAGE COMMISSION - BUILDING CONSTRUCTION UNADJUSTED GOAL IS 21.1%

T	0	0 / 0%	0 / 0%	0 / 0%	0 / 0%	0 / 0%	0 / 0%	0 / 0%
N	0	0 / 0%	0 / 0%	0 / 0%	0 / 0%	0 / 0%	0 / 0%	0 / 0%
S	***	0 / 0%	0 / 0%	0 / 0%	0 / 0%	0 / 0%	0 / 0%	0 / 0%
-TC	0	0 / 0%	0 / 0%	0 / 0%	0 / 0%	0 / 0%	0 / 0%	0 / 0%
-I	0	0 / 0%	0 / 0%	0 / 0%	0 / 0%	0 / 0%	0 / 0%	0 / 0%
	0	0 / 0%	0 / 0%	0 / 0%	0 / 0%	0 / 0%	0 / 0%	0 / 0%

458 - ALCOHOLIC BEVERAGE COMMISSION - SPECIAL TRADE UNADJUSTED GOAL IS 32.9%

T	\$53,501	0 / 0%	0 / 0%	0 / 0%	0 / 0%	0 / 0%	0 / 0%	0 / 0%
N	0	0 / 0%	0 / 0%	0 / 0%	0 / 0%	0 / 0%	0 / 0%	0 / 0%
S	***	0 / 0%	0 / 0%	0 / 0%	0 / 0%	0 / 0%	0 / 0%	0 / 0%
-TC	0	0 / 0%	0 / 0%	0 / 0%	0 / 0%	0 / 0%	0 / 0%	0 / 0%
-I	0	0 / 0%	0 / 0%	0 / 0%	0 / 0%	0 / 0%	0 / 0%	0 / 0%
	\$53,501	0 / 0%	0 / 0%	0 / 0%	0 / 0%	0 / 0%	0 / 0%	0 / 0%

*** DOLLARS REPORTED BUT NOT SHOWN IN THESE COLUMNS. T=TREASURY, N=NON-TREASURY, S=SUBCONTRACTOR FUNDS & PROCUREMENT CARD HUB PURCHASES, TC=TERM CONTRACT, I= INTER GOVERNMENTAL



TEXAS HISTORICALLY UNDERUTILIZED BUSINESS (HUB) SEMI-ANNUAL REPORT RECEIVED FOR FISCAL YEAR 2025

SECTION VII - STATE AGENCY EXPENDITURE DATA

FUND TYPE	TOTAL EXPENDITURE	TOTAL SPENT WITH HUBS AMOUNT / %	BLACK AMOUNT / %	HISPANIC AMOUNT / %	WOMAN AMOUNT / %	ASIAN PACIFIC AMOUNT / %	NATIVE AMERICAN AMOUNT / %	SERVICE- DISABLED VETERAN AMOUNT / %
--------------	----------------------	--	---------------------	------------------------	---------------------	--------------------------------	----------------------------------	---

458 - ALCOHOLIC BEVERAGE COMMISSION - PROFESSIONAL SERVICES UNADJUSTED GOAL IS 23.7%

T	\$35,864	\$32,694 / 91.16%	\$32,694 / 91.16%	0 / 0%	0 / 0%	0 / 0%	0 / 0%	0 / 0%
N	0	0 / 0%	0 / 0%	0 / 0%	0 / 0%	0 / 0%	0 / 0%	0 / 0%
S	***	0 / 0%	0 / 0%	0 / 0%	0 / 0%	0 / 0%	0 / 0%	0 / 0%
-TC	0	0 / 0%	0 / 0%	0 / 0%	0 / 0%	0 / 0%	0 / 0%	0 / 0%
-I	0	0 / 0%	0 / 0%	0 / 0%	0 / 0%	0 / 0%	0 / 0%	0 / 0%
	\$35,864	\$32,694 / 91.16%	\$32,694 / 91.16%	0 / 0%	0 / 0%	0 / 0%	0 / 0%	0 / 0%

458 - ALCOHOLIC BEVERAGE COMMISSION - OTHER SERVICES UNADJUSTED GOAL IS 26%

T	\$3,996,614	\$429,901 / 10.76%	\$8,851 / 0.22%	\$21,666 / 0.54%	\$101,120 / 2.53%	\$298,263 / 7.46%	0 / 0%	0 / 0%
N	0	0 / 0%	0 / 0%	0 / 0%	0 / 0%	0 / 0%	0 / 0%	0 / 0%
S	***	0 / 0%	0 / 0%	0 / 0%	0 / 0%	0 / 0%	0 / 0%	0 / 0%
-TC	\$608	0 / 0%	0 / 0%	0 / 0%	0 / 0%	0 / 0%	0 / 0%	0 / 0%
-I	\$17,927	0 / 0%	0 / 0%	0 / 0%	0 / 0%	0 / 0%	0 / 0%	0 / 0%
	\$3,978,079	\$429,901 / 10.76%	\$8,851 / 0.22%	\$21,666 / 0.54%	\$101,120 / 2.53%	\$298,263 / 7.46%	0 / 0%	0 / 0%

458 - ALCOHOLIC BEVERAGE COMMISSION - COMMODITY PURCHASING UNADJUSTED GOAL IS 21.1%

T	\$3,254,425	\$147,612 / 4.54%	\$21,725 / 0.67%	\$28,160 / 0.87%	\$82,288 / 2.53%	\$15,439 / 0.47%	0 / 0%	0 / 0%
N	0	0 / 0%	0 / 0%	0 / 0%	0 / 0%	0 / 0%	0 / 0%	0 / 0%
S	***	0 / 0%	0 / 0%	0 / 0%	0 / 0%	0 / 0%	0 / 0%	0 / 0%
-TC	\$1,337,427	0 / 0%	0 / 0%	0 / 0%	0 / 0%	0 / 0%	0 / 0%	0 / 0%
-I	0	0 / 0%	0 / 0%	0 / 0%	0 / 0%	0 / 0%	0 / 0%	0 / 0%
	\$1,916,998	\$147,612 / 4.54%	\$21,725 / 0.67%	\$28,160 / 0.87%	\$82,288 / 2.53%	\$15,439 / 0.47%	0 / 0%	0 / 0%

*** DOLLARS REPORTED BUT NOT SHOWN IN THESE COLUMNS. T=TREASURY, N=NON-TREASURY, S=SUBCONTRACTOR FUNDS & PROCUREMENT CARD HUB PURCHASES, TC=TERM CONTRACT, I= INTER GOVERNMENTAL



TEXAS HISTORICALLY UNDERUTILIZED BUSINESS (HUB) SEMI-ANNUAL REPORT RECEIVED FOR FISCAL YEAR 2025

SECTION VII - STATE AGENCY EXPENDITURE DATA

FUND TYPE	TOTAL EXPENDITURE	TOTAL SPENT WITH HUBS AMOUNT / %	BLACK AMOUNT / %	HISPANIC AMOUNT / %	WOMAN AMOUNT / %	ASIAN PACIFIC AMOUNT / %	NATIVE AMERICAN AMOUNT / %	SERVICE-DISABLED VETERAN AMOUNT / %
458 - ALCOHOLIC BEVERAGE COMMISSION - Statewide Grand Total Expenditures								
T	\$7,340,404	\$610,207 / 8.31%	\$63,271 / 0.86%	\$49,826 / 0.68%	\$183,408 / 2.50%	\$313,702 / 4.27%	0 / 0%	0 / 0%
N	0	0 / 0%	0 / 0%	0 / 0%	0 / 0%	0 / 0%	0 / 0%	0 / 0%
S	***	0 / 0%	0 / 0%	0 / 0%	0 / 0%	0 / 0%	0 / 0%	0 / 0%
-TC	\$1,338,035	0 / 0%	0 / 0%	0 / 0%	0 / 0%	0 / 0%	0 / 0%	0 / 0%
-I	\$17,927	0 / 0%	0 / 0%	0 / 0%	0 / 0%	0 / 0%	0 / 0%	0 / 0%
	\$5,984,442	\$610,207 / 8.31%	\$63,271 / 0.86%	\$49,826 / 0.68%	\$183,408 / 2.50%	\$313,702 / 4.27%	0 / 0%	0 / 0%

*** DOLLARS REPORTED BUT NOT SHOWN IN THESE COLUMNS. T=TREASURY, N=NON-TREASURY, S=SUBCONTRACTOR FUNDS & PROCUREMENT CARD HUB PURCHASES, TC=TERM CONTRACT, I= INTER GOVERNMENTAL



TEXAS HISTORICALLY UNDERUTILIZED BUSINESS (HUB) SEMI-ANNUAL REPORT RECEIVED FOR FISCAL YEAR 2025

SECTION VII - STATE AGENCY EXPENDITURE DATA

FUND TYPE	TOTAL EXPENDITURE	TOTAL SPENT WITH HUBS AMOUNT / %	BLACK AMOUNT / %	HISPANIC AMOUNT / %	WOMAN AMOUNT / %	ASIAN PACIFIC AMOUNT / %	NATIVE AMERICAN AMOUNT / %	SERVICE- DISABLED VETERAN AMOUNT / %
-----------	-------------------	-------------------------------------	---------------------	------------------------	---------------------	--------------------------------	----------------------------------	---

459 - TX BOARD OF ARCHITECTURAL EXAMINERS - HEAVY CONSTRUCTION UNADJUSTED GOAL IS 11.2%

T	0	0 / 0%	0 / 0%	0 / 0%	0 / 0%	0 / 0%	0 / 0%	0 / 0%
N	0	0 / 0%	0 / 0%	0 / 0%	0 / 0%	0 / 0%	0 / 0%	0 / 0%
S	***	0 / 0%	0 / 0%	0 / 0%	0 / 0%	0 / 0%	0 / 0%	0 / 0%
-TC	0	0 / 0%	0 / 0%	0 / 0%	0 / 0%	0 / 0%	0 / 0%	0 / 0%
-I	0	0 / 0%	0 / 0%	0 / 0%	0 / 0%	0 / 0%	0 / 0%	0 / 0%
	0	0 / 0%	0 / 0%	0 / 0%	0 / 0%	0 / 0%	0 / 0%	0 / 0%

459 - TX BOARD OF ARCHITECTURAL EXAMINERS - BUILDING CONSTRUCTION UNADJUSTED GOAL IS 21.1%

T	0	0 / 0%	0 / 0%	0 / 0%	0 / 0%	0 / 0%	0 / 0%	0 / 0%
N	0	0 / 0%	0 / 0%	0 / 0%	0 / 0%	0 / 0%	0 / 0%	0 / 0%
S	***	0 / 0%	0 / 0%	0 / 0%	0 / 0%	0 / 0%	0 / 0%	0 / 0%
-TC	0	0 / 0%	0 / 0%	0 / 0%	0 / 0%	0 / 0%	0 / 0%	0 / 0%
-I	0	0 / 0%	0 / 0%	0 / 0%	0 / 0%	0 / 0%	0 / 0%	0 / 0%
	0	0 / 0%	0 / 0%	0 / 0%	0 / 0%	0 / 0%	0 / 0%	0 / 0%

459 - TX BOARD OF ARCHITECTURAL EXAMINERS - SPECIAL TRADE UNADJUSTED GOAL IS 32.9%

T	0	0 / 0%	0 / 0%	0 / 0%	0 / 0%	0 / 0%	0 / 0%	0 / 0%
N	0	0 / 0%	0 / 0%	0 / 0%	0 / 0%	0 / 0%	0 / 0%	0 / 0%
S	***	0 / 0%	0 / 0%	0 / 0%	0 / 0%	0 / 0%	0 / 0%	0 / 0%
-TC	0	0 / 0%	0 / 0%	0 / 0%	0 / 0%	0 / 0%	0 / 0%	0 / 0%
-I	0	0 / 0%	0 / 0%	0 / 0%	0 / 0%	0 / 0%	0 / 0%	0 / 0%
	0	0 / 0%	0 / 0%	0 / 0%	0 / 0%	0 / 0%	0 / 0%	0 / 0%

*** DOLLARS REPORTED BUT NOT SHOWN IN THESE COLUMNS. T=TREASURY, N=NON-TREASURY, S=SUBCONTRACTOR FUNDS & PROCUREMENT CARD HUB PURCHASES, TC=TERM CONTRACT, I= INTER GOVERNMENT



TEXAS HISTORICALLY UNDERUTILIZED BUSINESS (HUB) SEMI-ANNUAL REPORT RECEIVED FOR FISCAL YEAR 2025

SECTION VII - STATE AGENCY EXPENDITURE DATA

FUND TYPE	TOTAL EXPENDITURE	TOTAL SPENT WITH HUBS AMOUNT / %	BLACK AMOUNT / %	HISPANIC AMOUNT / %	WOMAN AMOUNT / %	ASIAN PACIFIC AMOUNT / %	NATIVE AMERICAN AMOUNT / %	SERVICE-DISABLED VETERAN AMOUNT / %
-----------	-------------------	----------------------------------	------------------	---------------------	------------------	--------------------------	----------------------------	-------------------------------------

459 - TX BOARD OF ARCHITECTURAL EXAMINERS - PROFESSIONAL SERVICES UNADJUSTED GOAL IS 23.7%

T	0	0 / 0%	0 / 0%	0 / 0%	0 / 0%	0 / 0%	0 / 0%	0 / 0%
N	0	0 / 0%	0 / 0%	0 / 0%	0 / 0%	0 / 0%	0 / 0%	0 / 0%
S	***	0 / 0%	0 / 0%	0 / 0%	0 / 0%	0 / 0%	0 / 0%	0 / 0%
-TC	0	0 / 0%	0 / 0%	0 / 0%	0 / 0%	0 / 0%	0 / 0%	0 / 0%
-I	0	0 / 0%	0 / 0%	0 / 0%	0 / 0%	0 / 0%	0 / 0%	0 / 0%
	0	0 / 0%	0 / 0%	0 / 0%	0 / 0%	0 / 0%	0 / 0%	0 / 0%

459 - TX BOARD OF ARCHITECTURAL EXAMINERS - OTHER SERVICES UNADJUSTED GOAL IS 26%

T	\$35,118	\$1,220 / 3.47%	0 / 0%	0 / 0%	\$1,220 / 3.47%	0 / 0%	0 / 0%	0 / 0%
N	0	0 / 0%	0 / 0%	0 / 0%	0 / 0%	0 / 0%	0 / 0%	0 / 0%
S	***	0 / 0%	0 / 0%	0 / 0%	0 / 0%	0 / 0%	0 / 0%	0 / 0%
-TC	\$904	\$672 / 74.25%	0 / 0%	0 / 0%	\$672 / 74.25%	0 / 0%	0 / 0%	0 / 0%
-I	\$8	0 / 0%	0 / 0%	0 / 0%	0 / 0%	0 / 0%	0 / 0%	0 / 0%
	\$34,206	\$548 / 77.72%	0 / 0%	0 / 0%	\$548 / 77.72%	0 / 0%	0 / 0%	0 / 0%

459 - TX BOARD OF ARCHITECTURAL EXAMINERS - COMMODITY PURCHASING UNADJUSTED GOAL IS 21.1%

T	\$35,577	\$4,247 / 11.94%	0 / 0%	0 / 0%	\$4,247 / 11.94%	0 / 0%	0 / 0%	0 / 0%
N	0	0 / 0%	0 / 0%	0 / 0%	0 / 0%	0 / 0%	0 / 0%	0 / 0%
S	***	0 / 0%	0 / 0%	0 / 0%	0 / 0%	0 / 0%	0 / 0%	0 / 0%
-TC	0	0 / 0%	0 / 0%	0 / 0%	0 / 0%	0 / 0%	0 / 0%	0 / 0%
-I	0	0 / 0%	0 / 0%	0 / 0%	0 / 0%	0 / 0%	0 / 0%	0 / 0%
	\$35,577	\$4,247 / 11.94%	0 / 0%	0 / 0%	\$4,247 / 11.94%	0 / 0%	0 / 0%	0 / 0%

*** DOLLARS REPORTED BUT NOT SHOWN IN THESE COLUMNS. T=TREASURY, N=NON-TREASURY, S=SUBCONTRACTOR FUNDS & PROCUREMENT CARD HUB PURCHASES, TC=TERM CONTRACT, I= INTER GOVERNMENTAL



TEXAS HISTORICALLY UNDERUTILIZED BUSINESS (HUB) SEMI-ANNUAL REPORT RECEIVED FOR FISCAL YEAR 2025

SECTION VII - STATE AGENCY EXPENDITURE DATA

FUND TYPE	TOTAL EXPENDITURE	TOTAL SPENT WITH HUBS AMOUNT / %	BLACK AMOUNT / %	HISPANIC AMOUNT / %	WOMAN AMOUNT / %	ASIAN PACIFIC AMOUNT / %	NATIVE AMERICAN AMOUNT / %	SERVICE-DISABLED VETERAN AMOUNT / %
459 - TX BOARD OF ARCHITECTURAL EXAMINERS - Statewide Grand Total Expenditures								
T	\$70,695	\$5,467 / 7.73%	0 / 0%	0 / 0%	\$5,467 / 7.73%	0 / 0%	0 / 0%	0 / 0%
N	0	0 / 0%	0 / 0%	0 / 0%	0 / 0%	0 / 0%	0 / 0%	0 / 0%
S	***	0 / 0%	0 / 0%	0 / 0%	0 / 0%	0 / 0%	0 / 0%	0 / 0%
-TC	\$904	\$672 / 74.25%	0 / 0%	0 / 0%	\$672 / 74.25%	0 / 0%	0 / 0%	0 / 0%
-I	\$8	0 / 0%	0 / 0%	0 / 0%	0 / 0%	0 / 0%	0 / 0%	0 / 0%
	\$69,783	\$4,795 / 81.98%	0 / 0%	0 / 0%	\$4,795 / 81.98%	0 / 0%	0 / 0%	0 / 0%

*** DOLLARS REPORTED BUT NOT SHOWN IN THESE COLUMNS. T=TREASURY, N=NON-TREASURY, S=SUBCONTRACTOR FUNDS & PROCUREMENT CARD HUB PURCHASES, TC=TERM CONTRACT, I= INTER GOVERNMENTAL



TEXAS HISTORICALLY UNDERUTILIZED BUSINESS (HUB) SEMI-ANNUAL REPORT RECEIVED FOR FISCAL YEAR 2025

SECTION VII - STATE AGENCY EXPENDITURE DATA

FUND TYPE	TOTAL EXPENDITURE	TOTAL SPENT WITH HUBS AMOUNT / %	BLACK AMOUNT / %	HISPANIC AMOUNT / %	WOMAN AMOUNT / %	ASIAN PACIFIC AMOUNT / %	NATIVE AMERICAN AMOUNT / %	SERVICE-DISABLED VETERAN AMOUNT / %
-----------	-------------------	----------------------------------	------------------	---------------------	------------------	--------------------------	----------------------------	-------------------------------------

460 - TEXAS BD OF PROF ENGINEERS & LAND SU - HEAVY CONSTRUCTION UNADJUSTED GOAL IS 11.2%

T	0	0 / 0%	0 / 0%	0 / 0%	0 / 0%	0 / 0%	0 / 0%	0 / 0%
N	0	0 / 0%	0 / 0%	0 / 0%	0 / 0%	0 / 0%	0 / 0%	0 / 0%
S	***	0 / 0%	0 / 0%	0 / 0%	0 / 0%	0 / 0%	0 / 0%	0 / 0%
-TC	0	0 / 0%	0 / 0%	0 / 0%	0 / 0%	0 / 0%	0 / 0%	0 / 0%
-I	0	0 / 0%	0 / 0%	0 / 0%	0 / 0%	0 / 0%	0 / 0%	0 / 0%
	0	0 / 0%	0 / 0%	0 / 0%	0 / 0%	0 / 0%	0 / 0%	0 / 0%

460 - TEXAS BD OF PROF ENGINEERS & LAND SU - BUILDING CONSTRUCTION UNADJUSTED GOAL IS 21.1%

T	0	0 / 0%	0 / 0%	0 / 0%	0 / 0%	0 / 0%	0 / 0%	0 / 0%
N	0	0 / 0%	0 / 0%	0 / 0%	0 / 0%	0 / 0%	0 / 0%	0 / 0%
S	***	0 / 0%	0 / 0%	0 / 0%	0 / 0%	0 / 0%	0 / 0%	0 / 0%
-TC	0	0 / 0%	0 / 0%	0 / 0%	0 / 0%	0 / 0%	0 / 0%	0 / 0%
-I	0	0 / 0%	0 / 0%	0 / 0%	0 / 0%	0 / 0%	0 / 0%	0 / 0%
	0	0 / 0%	0 / 0%	0 / 0%	0 / 0%	0 / 0%	0 / 0%	0 / 0%

460 - TEXAS BD OF PROF ENGINEERS & LAND SU - SPECIAL TRADE UNADJUSTED GOAL IS 32.9%

T	\$7,997	\$280 / 3.50%	0 / 0%	\$280 / 3.50%	0 / 0%	0 / 0%	0 / 0%	0 / 0%
N	0	0 / 0%	0 / 0%	0 / 0%	0 / 0%	0 / 0%	0 / 0%	0 / 0%
S	***	0 / 0%	0 / 0%	0 / 0%	0 / 0%	0 / 0%	0 / 0%	0 / 0%
-TC	0	0 / 0%	0 / 0%	0 / 0%	0 / 0%	0 / 0%	0 / 0%	0 / 0%
-I	0	0 / 0%	0 / 0%	0 / 0%	0 / 0%	0 / 0%	0 / 0%	0 / 0%
	\$7,997	\$280 / 3.50%	0 / 0%	\$280 / 3.50%	0 / 0%	0 / 0%	0 / 0%	0 / 0%

*** DOLLARS REPORTED BUT NOT SHOWN IN THESE COLUMNS. T=TREASURY, N=NON-TREASURY, S=SUBCONTRACTOR FUNDS & PROCUREMENT CARD HUB PURCHASES, TC=TERM CONTRACT, I= INTER GOVERNMENTAL



TEXAS HISTORICALLY UNDERUTILIZED BUSINESS (HUB) SEMI-ANNUAL REPORT RECEIVED FOR FISCAL YEAR 2025

SECTION VII - STATE AGENCY EXPENDITURE DATA

FUND TYPE	TOTAL EXPENDITURE	TOTAL SPENT WITH HUBS AMOUNT / %	BLACK AMOUNT / %	HISPANIC AMOUNT / %	WOMAN AMOUNT / %	ASIAN PACIFIC AMOUNT / %	NATIVE AMERICAN AMOUNT / %	SERVICE-DISABLED VETERAN AMOUNT / %
460 - TEXAS BD OF PROF ENGINEERS & LAND SU - PROFESSIONAL SERVICES UNADJUSTED GOAL IS 23.7%								
T	\$2,262	\$2,262 / 100.00%	\$2,262 / 100.00%	0 / 0%	0 / 0%	0 / 0%	0 / 0%	0 / 0%
N	0	0 / 0%	0 / 0%	0 / 0%	0 / 0%	0 / 0%	0 / 0%	0 / 0%
S	***	0 / 0%	0 / 0%	0 / 0%	0 / 0%	0 / 0%	0 / 0%	0 / 0%
-TC	0	0 / 0%	0 / 0%	0 / 0%	0 / 0%	0 / 0%	0 / 0%	0 / 0%
-I	0	0 / 0%	0 / 0%	0 / 0%	0 / 0%	0 / 0%	0 / 0%	0 / 0%
	\$2,262	\$2,262 / 100.00%	\$2,262 / 100.00%	0 / 0%	0 / 0%	0 / 0%	0 / 0%	0 / 0%
460 - TEXAS BD OF PROF ENGINEERS & LAND SU - OTHER SERVICES UNADJUSTED GOAL IS 26%								
T	\$161,499	\$3,867 / 2.39%	0 / 0%	\$3,824 / 2.37%	\$43 / 0.03%	0 / 0%	0 / 0%	0 / 0%
N	0	0 / 0%	0 / 0%	0 / 0%	0 / 0%	0 / 0%	0 / 0%	0 / 0%
S	***	0 / 0%	0 / 0%	0 / 0%	0 / 0%	0 / 0%	0 / 0%	0 / 0%
-TC	\$6,695	0 / 0%	0 / 0%	0 / 0%	0 / 0%	0 / 0%	0 / 0%	0 / 0%
-I	0	0 / 0%	0 / 0%	0 / 0%	0 / 0%	0 / 0%	0 / 0%	0 / 0%
	\$154,803	\$3,867 / 2.39%	0 / 0%	\$3,824 / 2.37%	\$43 / 0.03%	0 / 0%	0 / 0%	0 / 0%
460 - TEXAS BD OF PROF ENGINEERS & LAND SU - COMMODITY PURCHASING UNADJUSTED GOAL IS 21.1%								
T	\$56,163	\$3,720 / 6.62%	0 / 0%	\$1,015 / 1.81%	\$2,705 / 4.82%	0 / 0%	0 / 0%	0 / 0%
N	0	0 / 0%	0 / 0%	0 / 0%	0 / 0%	0 / 0%	0 / 0%	0 / 0%
S	***	0 / 0%	0 / 0%	0 / 0%	0 / 0%	0 / 0%	0 / 0%	0 / 0%
-TC	\$2,194	\$718 / 32.72%	0 / 0%	0 / 0%	\$718 / 32.72%	0 / 0%	0 / 0%	0 / 0%
-I	0	0 / 0%	0 / 0%	0 / 0%	0 / 0%	0 / 0%	0 / 0%	0 / 0%
	\$53,969	\$3,002 / 39.34%	0 / 0%	\$1,015 / 1.81%	\$1,987 / 37.54%	0 / 0%	0 / 0%	0 / 0%

*** DOLLARS REPORTED BUT NOT SHOWN IN THESE COLUMNS. T=TREASURY, N=NON-TREASURY, S=SUBCONTRACTOR FUNDS & PROCUREMENT CARD HUB PURCHASES, TC=TERM CONTRACT, I= INTER GOVERNMENTAL



TEXAS HISTORICALLY UNDERUTILIZED BUSINESS (HUB) SEMI-ANNUAL REPORT RECEIVED FOR FISCAL YEAR 2025

SECTION VII - STATE AGENCY EXPENDITURE DATA

FUND TYPE	TOTAL EXPENDITURE	TOTAL SPENT WITH HUBS AMOUNT / %	BLACK AMOUNT / %	HISPANIC AMOUNT / %	WOMAN AMOUNT / %	ASIAN PACIFIC AMOUNT / %	NATIVE AMERICAN AMOUNT / %	SERVICE-DISABLED VETERAN AMOUNT / %
460 - TEXAS BD OF PROF ENGINEERS & LAND SU - Statewide Grand Total Expenditures								
T	\$227,921	\$10,129 / 4.44%	\$2,262 / 0.99%	\$5,119 / 2.25%	\$2,748 / 1.21%	0 / 0%	0 / 0%	0 / 0%
N	0	0 / 0%	0 / 0%	0 / 0%	0 / 0%	0 / 0%	0 / 0%	0 / 0%
S	***	0 / 0%	0 / 0%	0 / 0%	0 / 0%	0 / 0%	0 / 0%	0 / 0%
-TC	\$8,890	\$718 / 8.08%	0 / 0%	0 / 0%	\$718 / 8.08%	0 / 0%	0 / 0%	0 / 0%
-I	0	0 / 0%	0 / 0%	0 / 0%	0 / 0%	0 / 0%	0 / 0%	0 / 0%
	\$219,031	\$9,411 / 12.52%	\$2,262 / 0.99%	\$5,119 / 2.25%	\$2,030 / 9.28%	0 / 0%	0 / 0%	0 / 0%

*** DOLLARS REPORTED BUT NOT SHOWN IN THESE COLUMNS. T=TREASURY, N=NON-TREASURY, S=SUBCONTRACTOR FUNDS & PROCUREMENT CARD HUB PURCHASES, TC=TERM CONTRACT, I= INTER GOVERNMENTAL



TEXAS HISTORICALLY UNDERUTILIZED BUSINESS (HUB) SEMI-ANNUAL REPORT RECEIVED FOR FISCAL YEAR 2025

SECTION VII - STATE AGENCY EXPENDITURE DATA

FUND TYPE	TOTAL EXPENDITURE	TOTAL SPENT WITH HUBS AMOUNT / %	BLACK AMOUNT / %	HISPANIC AMOUNT / %	WOMAN AMOUNT / %	ASIAN PACIFIC AMOUNT / %	NATIVE AMERICAN AMOUNT / %	SERVICE-DISABLED VETERAN AMOUNT / %
-----------	-------------------	----------------------------------	------------------	---------------------	------------------	--------------------------	----------------------------	-------------------------------------

466 - CONSUMER CREDIT COMMISSIONER - HEAVY CONSTRUCTION UNADJUSTED GOAL IS 11.2%

T	0	0 / 0%	0 / 0%	0 / 0%	0 / 0%	0 / 0%	0 / 0%	0 / 0%
N	0	0 / 0%	0 / 0%	0 / 0%	0 / 0%	0 / 0%	0 / 0%	0 / 0%
S	***	0 / 0%	0 / 0%	0 / 0%	0 / 0%	0 / 0%	0 / 0%	0 / 0%
-TC	0	0 / 0%	0 / 0%	0 / 0%	0 / 0%	0 / 0%	0 / 0%	0 / 0%
-I	0	0 / 0%	0 / 0%	0 / 0%	0 / 0%	0 / 0%	0 / 0%	0 / 0%
	0	0 / 0%	0 / 0%	0 / 0%	0 / 0%	0 / 0%	0 / 0%	0 / 0%

466 - CONSUMER CREDIT COMMISSIONER - BUILDING CONSTRUCTION UNADJUSTED GOAL IS 21.1%

T	0	0 / 0%	0 / 0%	0 / 0%	0 / 0%	0 / 0%	0 / 0%	0 / 0%
N	0	0 / 0%	0 / 0%	0 / 0%	0 / 0%	0 / 0%	0 / 0%	0 / 0%
S	***	0 / 0%	0 / 0%	0 / 0%	0 / 0%	0 / 0%	0 / 0%	0 / 0%
-TC	0	0 / 0%	0 / 0%	0 / 0%	0 / 0%	0 / 0%	0 / 0%	0 / 0%
-I	0	0 / 0%	0 / 0%	0 / 0%	0 / 0%	0 / 0%	0 / 0%	0 / 0%
	0	0 / 0%	0 / 0%	0 / 0%	0 / 0%	0 / 0%	0 / 0%	0 / 0%

466 - CONSUMER CREDIT COMMISSIONER - SPECIAL TRADE UNADJUSTED GOAL IS 32.9%

T	0	0 / 0%	0 / 0%	0 / 0%	0 / 0%	0 / 0%	0 / 0%	0 / 0%
N	0	0 / 0%	0 / 0%	0 / 0%	0 / 0%	0 / 0%	0 / 0%	0 / 0%
S	***	0 / 0%	0 / 0%	0 / 0%	0 / 0%	0 / 0%	0 / 0%	0 / 0%
-TC	0	0 / 0%	0 / 0%	0 / 0%	0 / 0%	0 / 0%	0 / 0%	0 / 0%
-I	0	0 / 0%	0 / 0%	0 / 0%	0 / 0%	0 / 0%	0 / 0%	0 / 0%
	0	0 / 0%	0 / 0%	0 / 0%	0 / 0%	0 / 0%	0 / 0%	0 / 0%

*** DOLLARS REPORTED BUT NOT SHOWN IN THESE COLUMNS. T=TREASURY, N=NON-TREASURY, S=SUBCONTRACTOR FUNDS & PROCUREMENT CARD HUB PURCHASES, TC=TERM CONTRACT, I= INTER GOVERNMENTAL



TEXAS HISTORICALLY UNDERUTILIZED BUSINESS (HUB) SEMI-ANNUAL REPORT RECEIVED FOR FISCAL YEAR 2025

SECTION VII - STATE AGENCY EXPENDITURE DATA

FUND TYPE	TOTAL EXPENDITURE	TOTAL SPENT WITH HUBS AMOUNT / %	BLACK AMOUNT / %	HISPANIC AMOUNT / %	WOMAN AMOUNT / %	ASIAN PACIFIC AMOUNT / %	NATIVE AMERICAN AMOUNT / %	SERVICE-DISABLED VETERAN AMOUNT / %
-----------	-------------------	----------------------------------	------------------	---------------------	------------------	--------------------------	----------------------------	-------------------------------------

466 - CONSUMER CREDIT COMMISSIONER - PROFESSIONAL SERVICES UNADJUSTED GOAL IS 23.7%

T	\$2,800	\$2,800 / 100.00%	0 / 0%	\$2,800 / 100.00%	0 / 0%	0 / 0%	0 / 0%	0 / 0%
N	0	0 / 0%	0 / 0%	0 / 0%	0 / 0%	0 / 0%	0 / 0%	0 / 0%
S	***	0 / 0%	0 / 0%	0 / 0%	0 / 0%	0 / 0%	0 / 0%	0 / 0%
-TC	0	0 / 0%	0 / 0%	0 / 0%	0 / 0%	0 / 0%	0 / 0%	0 / 0%
-I	0	0 / 0%	0 / 0%	0 / 0%	0 / 0%	0 / 0%	0 / 0%	0 / 0%
	\$2,800	\$2,800 / 100.00%	0 / 0%	\$2,800 / 100.00%	0 / 0%	0 / 0%	0 / 0%	0 / 0%

466 - CONSUMER CREDIT COMMISSIONER - OTHER SERVICES UNADJUSTED GOAL IS 26%

T	\$161,429	\$91,936 / 56.95%	0 / 0%	\$78,074 / 48.36%	\$13,862 / 8.59%	0 / 0%	0 / 0%	0 / 0%
N	0	0 / 0%	0 / 0%	0 / 0%	0 / 0%	0 / 0%	0 / 0%	0 / 0%
S	***	0 / 0%	0 / 0%	0 / 0%	0 / 0%	0 / 0%	0 / 0%	0 / 0%
-TC	\$9,037	\$482 / 5.33%	0 / 0%	0 / 0%	\$482 / 5.33%	0 / 0%	0 / 0%	0 / 0%
-I	0	0 / 0%	0 / 0%	0 / 0%	0 / 0%	0 / 0%	0 / 0%	0 / 0%
	\$152,391	\$91,454 / 62.28%	0 / 0%	\$78,074 / 48.36%	\$13,380 / 13.92%	0 / 0%	0 / 0%	0 / 0%

466 - CONSUMER CREDIT COMMISSIONER - COMMODITY PURCHASING UNADJUSTED GOAL IS 21.1%

T	\$30,070	\$13,365 / 44.45%	\$13,223 / 43.97%	0 / 0%	\$143 / 0.48%	0 / 0%	0 / 0%	0 / 0%
N	0	0 / 0%	0 / 0%	0 / 0%	0 / 0%	0 / 0%	0 / 0%	0 / 0%
S	***	0 / 0%	0 / 0%	0 / 0%	0 / 0%	0 / 0%	0 / 0%	0 / 0%
-TC	0	0 / 0%	0 / 0%	0 / 0%	0 / 0%	0 / 0%	0 / 0%	0 / 0%
-I	0	0 / 0%	0 / 0%	0 / 0%	0 / 0%	0 / 0%	0 / 0%	0 / 0%
	\$30,070	\$13,365 / 44.45%	\$13,223 / 43.97%	0 / 0%	\$143 / 0.48%	0 / 0%	0 / 0%	0 / 0%

*** DOLLARS REPORTED BUT NOT SHOWN IN THESE COLUMNS. T=TREASURY, N=NON-TREASURY, S=SUBCONTRACTOR FUNDS & PROCUREMENT CARD HUB PURCHASES, TC=TERM CONTRACT, I= INTER GOVERNMENTAL



TEXAS HISTORICALLY UNDERUTILIZED BUSINESS (HUB) SEMI-ANNUAL REPORT RECEIVED FOR FISCAL YEAR 2025

SECTION VII - STATE AGENCY EXPENDITURE DATA

FUND TYPE	TOTAL EXPENDITURE	TOTAL SPENT WITH HUBS AMOUNT / %	BLACK AMOUNT / %	HISPANIC AMOUNT / %	WOMAN AMOUNT / %	ASIAN PACIFIC AMOUNT / %	NATIVE AMERICAN AMOUNT / %	SERVICE-DISABLED VETERAN AMOUNT / %
466 - CONSUMER CREDIT COMMISSIONER - Statewide Grand Total Expenditures								
T	\$194,299	\$108,102 / 55.64%	\$13,223 / 6.81%	\$80,874 / 41.62%	\$14,005 / 7.21%	0 / 0%	0 / 0%	0 / 0%
N	0	0 / 0%	0 / 0%	0 / 0%	0 / 0%	0 / 0%	0 / 0%	0 / 0%
S	***	0 / 0%	0 / 0%	0 / 0%	0 / 0%	0 / 0%	0 / 0%	0 / 0%
-TC	\$9,037	\$482 / 5.33%	0 / 0%	0 / 0%	\$482 / 5.33%	0 / 0%	0 / 0%	0 / 0%
-I	0	0 / 0%	0 / 0%	0 / 0%	0 / 0%	0 / 0%	0 / 0%	0 / 0%
	\$185,262	\$107,620 / 60.97%	\$13,223 / 6.81%	\$80,874 / 41.62%	\$13,523 / 12.54%	0 / 0%	0 / 0%	0 / 0%

*** DOLLARS REPORTED BUT NOT SHOWN IN THESE COLUMNS. T=TREASURY, N=NON-TREASURY, S=SUBCONTRACTOR FUNDS & PROCUREMENT CARD HUB PURCHASES, TC=TERM CONTRACT, I= INTER GOVERNMENTAL



TEXAS HISTORICALLY UNDERUTILIZED BUSINESS (HUB) SEMI-ANNUAL REPORT RECEIVED FOR FISCAL YEAR 2025

SECTION VII - STATE AGENCY EXPENDITURE DATA

FUND TYPE	TOTAL EXPENDITURE	TOTAL SPENT WITH HUBS AMOUNT / %	BLACK AMOUNT / %	HISPANIC AMOUNT / %	WOMAN AMOUNT / %	ASIAN PACIFIC AMOUNT / %	NATIVE AMERICAN AMOUNT / %	SERVICE-DISABLED VETERAN AMOUNT / %
-----------	-------------------	----------------------------------	------------------	---------------------	------------------	--------------------------	----------------------------	-------------------------------------

469 - CREDIT UNION DEPARTMENT - HEAVY CONSTRUCTION UNADJUSTED GOAL IS 11.2%

T	0	0 / 0%	0 / 0%	0 / 0%	0 / 0%	0 / 0%	0 / 0%	0 / 0%
N	0	0 / 0%	0 / 0%	0 / 0%	0 / 0%	0 / 0%	0 / 0%	0 / 0%
S	***	0 / 0%	0 / 0%	0 / 0%	0 / 0%	0 / 0%	0 / 0%	0 / 0%
-TC	0	0 / 0%	0 / 0%	0 / 0%	0 / 0%	0 / 0%	0 / 0%	0 / 0%
-I	0	0 / 0%	0 / 0%	0 / 0%	0 / 0%	0 / 0%	0 / 0%	0 / 0%
	0	0 / 0%	0 / 0%	0 / 0%	0 / 0%	0 / 0%	0 / 0%	0 / 0%

469 - CREDIT UNION DEPARTMENT - BUILDING CONSTRUCTION UNADJUSTED GOAL IS 21.1%

T	0	0 / 0%	0 / 0%	0 / 0%	0 / 0%	0 / 0%	0 / 0%	0 / 0%
N	0	0 / 0%	0 / 0%	0 / 0%	0 / 0%	0 / 0%	0 / 0%	0 / 0%
S	***	0 / 0%	0 / 0%	0 / 0%	0 / 0%	0 / 0%	0 / 0%	0 / 0%
-TC	0	0 / 0%	0 / 0%	0 / 0%	0 / 0%	0 / 0%	0 / 0%	0 / 0%
-I	0	0 / 0%	0 / 0%	0 / 0%	0 / 0%	0 / 0%	0 / 0%	0 / 0%
	0	0 / 0%	0 / 0%	0 / 0%	0 / 0%	0 / 0%	0 / 0%	0 / 0%

469 - CREDIT UNION DEPARTMENT - SPECIAL TRADE UNADJUSTED GOAL IS 32.9%

T	\$1,112	0 / 0%	0 / 0%	0 / 0%	0 / 0%	0 / 0%	0 / 0%	0 / 0%
N	0	0 / 0%	0 / 0%	0 / 0%	0 / 0%	0 / 0%	0 / 0%	0 / 0%
S	***	0 / 0%	0 / 0%	0 / 0%	0 / 0%	0 / 0%	0 / 0%	0 / 0%
-TC	0	0 / 0%	0 / 0%	0 / 0%	0 / 0%	0 / 0%	0 / 0%	0 / 0%
-I	0	0 / 0%	0 / 0%	0 / 0%	0 / 0%	0 / 0%	0 / 0%	0 / 0%
	\$1,112	0 / 0%	0 / 0%	0 / 0%	0 / 0%	0 / 0%	0 / 0%	0 / 0%

*** DOLLARS REPORTED BUT NOT SHOWN IN THESE COLUMNS. T=TREASURY, N=NON-TREASURY, S=SUBCONTRACTOR FUNDS & PROCUREMENT CARD HUB PURCHASES, TC=TERM CONTRACT, I= INTER GOVERNMENTAL



TEXAS HISTORICALLY UNDERUTILIZED BUSINESS (HUB) SEMI-ANNUAL REPORT RECEIVED FOR FISCAL YEAR 2025

SECTION VII - STATE AGENCY EXPENDITURE DATA

FUND TYPE	TOTAL EXPENDITURE	TOTAL SPENT WITH HUBS AMOUNT / %	BLACK AMOUNT / %	HISPANIC AMOUNT / %	WOMAN AMOUNT / %	ASIAN PACIFIC AMOUNT / %	NATIVE AMERICAN AMOUNT / %	SERVICE-DISABLED VETERAN AMOUNT / %
-----------	-------------------	----------------------------------	------------------	---------------------	------------------	--------------------------	----------------------------	-------------------------------------

469 - CREDIT UNION DEPARTMENT - PROFESSIONAL SERVICES UNADJUSTED GOAL IS 23.7%

T	\$5,048	0 / 0%	0 / 0%	0 / 0%	0 / 0%	0 / 0%	0 / 0%	0 / 0%
N	0	0 / 0%	0 / 0%	0 / 0%	0 / 0%	0 / 0%	0 / 0%	0 / 0%
S	***	0 / 0%	0 / 0%	0 / 0%	0 / 0%	0 / 0%	0 / 0%	0 / 0%
-TC	0	0 / 0%	0 / 0%	0 / 0%	0 / 0%	0 / 0%	0 / 0%	0 / 0%
-I	0	0 / 0%	0 / 0%	0 / 0%	0 / 0%	0 / 0%	0 / 0%	0 / 0%
	\$5,048	0 / 0%	0 / 0%	0 / 0%	0 / 0%	0 / 0%	0 / 0%	0 / 0%

469 - CREDIT UNION DEPARTMENT - OTHER SERVICES UNADJUSTED GOAL IS 26%

T	\$96,164	\$28,267 / 29.40%	\$1,992 / 2.07%	\$773 / 0.80%	\$25,502 / 26.52%	0 / 0%	0 / 0%	0 / 0%
N	0	0 / 0%	0 / 0%	0 / 0%	0 / 0%	0 / 0%	0 / 0%	0 / 0%
S	***	0 / 0%	0 / 0%	0 / 0%	0 / 0%	0 / 0%	0 / 0%	0 / 0%
-TC	\$782	0 / 0%	0 / 0%	0 / 0%	0 / 0%	0 / 0%	0 / 0%	0 / 0%
-I	0	0 / 0%	0 / 0%	0 / 0%	0 / 0%	0 / 0%	0 / 0%	0 / 0%
	\$95,382	\$28,267 / 29.40%	\$1,992 / 2.07%	\$773 / 0.80%	\$25,502 / 26.52%	0 / 0%	0 / 0%	0 / 0%

469 - CREDIT UNION DEPARTMENT - COMMODITY PURCHASING UNADJUSTED GOAL IS 21.1%

T	\$40,378	\$451 / 1.12%	0 / 0%	0 / 0%	\$451 / 1.12%	0 / 0%	0 / 0%	0 / 0%
N	0	0 / 0%	0 / 0%	0 / 0%	0 / 0%	0 / 0%	0 / 0%	0 / 0%
S	***	0 / 0%	0 / 0%	0 / 0%	0 / 0%	0 / 0%	0 / 0%	0 / 0%
-TC	\$415	0 / 0%	0 / 0%	0 / 0%	0 / 0%	0 / 0%	0 / 0%	0 / 0%
-I	0	0 / 0%	0 / 0%	0 / 0%	0 / 0%	0 / 0%	0 / 0%	0 / 0%
	\$39,963	\$451 / 1.12%	0 / 0%	0 / 0%	\$451 / 1.12%	0 / 0%	0 / 0%	0 / 0%

*** DOLLARS REPORTED BUT NOT SHOWN IN THESE COLUMNS. T=TREASURY, N=NON-TREASURY, S=SUBCONTRACTOR FUNDS & PROCUREMENT CARD HUB PURCHASES, TC=TERM CONTRACT, I= INTER GOVERNMENTAL



TEXAS HISTORICALLY UNDERUTILIZED BUSINESS (HUB) SEMI-ANNUAL REPORT RECEIVED FOR FISCAL YEAR 2025

SECTION VII - STATE AGENCY EXPENDITURE DATA

FUND TYPE	TOTAL EXPENDITURE	TOTAL SPENT WITH HUBS AMOUNT / %	BLACK AMOUNT / %	HISPANIC AMOUNT / %	WOMAN AMOUNT / %	ASIAN PACIFIC AMOUNT / %	NATIVE AMERICAN AMOUNT / %	SERVICE-DISABLED VETERAN AMOUNT / %
469 - CREDIT UNION DEPARTMENT - Statewide Grand Total Expenditures								
T	\$142,702	\$28,718 / 20.12%	\$1,992 / 1.40%	\$773 / 0.54%	\$25,953 / 18.19%	0 / 0%	0 / 0%	0 / 0%
N	0	0 / 0%	0 / 0%	0 / 0%	0 / 0%	0 / 0%	0 / 0%	0 / 0%
S	***	0 / 0%	0 / 0%	0 / 0%	0 / 0%	0 / 0%	0 / 0%	0 / 0%
-TC	\$1,197	0 / 0%	0 / 0%	0 / 0%	0 / 0%	0 / 0%	0 / 0%	0 / 0%
-I	0	0 / 0%	0 / 0%	0 / 0%	0 / 0%	0 / 0%	0 / 0%	0 / 0%
	\$141,505	\$28,718 / 20.12%	\$1,992 / 1.40%	\$773 / 0.54%	\$25,953 / 18.19%	0 / 0%	0 / 0%	0 / 0%

*** DOLLARS REPORTED BUT NOT SHOWN IN THESE COLUMNS. T=TREASURY, N=NON-TREASURY, S=SUBCONTRACTOR FUNDS & PROCUREMENT CARD HUB PURCHASES, TC=TERM CONTRACT, I= INTER GOVERNMENTAL



TEXAS HISTORICALLY UNDERUTILIZED BUSINESS (HUB) SEMI-ANNUAL REPORT RECEIVED FOR FISCAL YEAR 2025

SECTION VII - STATE AGENCY EXPENDITURE DATA

FUND TYPE	TOTAL EXPENDITURE	TOTAL SPENT WITH HUBS AMOUNT / %	BLACK AMOUNT / %	HISPANIC AMOUNT / %	WOMAN AMOUNT / %	ASIAN PACIFIC AMOUNT / %	NATIVE AMERICAN AMOUNT / %	SERVICE-DISABLED VETERAN AMOUNT / %
-----------	-------------------	----------------------------------	------------------	---------------------	------------------	--------------------------	----------------------------	-------------------------------------

473 - PUBLIC UTILITY COMMISSION OF TEXAS - HEAVY CONSTRUCTION UNADJUSTED GOAL IS 11.2%

T	0	0 / 0%	0 / 0%	0 / 0%	0 / 0%	0 / 0%	0 / 0%	0 / 0%
N	0	0 / 0%	0 / 0%	0 / 0%	0 / 0%	0 / 0%	0 / 0%	0 / 0%
S	***	0 / 0%	0 / 0%	0 / 0%	0 / 0%	0 / 0%	0 / 0%	0 / 0%
-TC	0	0 / 0%	0 / 0%	0 / 0%	0 / 0%	0 / 0%	0 / 0%	0 / 0%
-I	0	0 / 0%	0 / 0%	0 / 0%	0 / 0%	0 / 0%	0 / 0%	0 / 0%
	0	0 / 0%	0 / 0%	0 / 0%	0 / 0%	0 / 0%	0 / 0%	0 / 0%

473 - PUBLIC UTILITY COMMISSION OF TEXAS - BUILDING CONSTRUCTION UNADJUSTED GOAL IS 21.1%

T	0	0 / 0%	0 / 0%	0 / 0%	0 / 0%	0 / 0%	0 / 0%	0 / 0%
N	0	0 / 0%	0 / 0%	0 / 0%	0 / 0%	0 / 0%	0 / 0%	0 / 0%
S	***	0 / 0%	0 / 0%	0 / 0%	0 / 0%	0 / 0%	0 / 0%	0 / 0%
-TC	0	0 / 0%	0 / 0%	0 / 0%	0 / 0%	0 / 0%	0 / 0%	0 / 0%
-I	0	0 / 0%	0 / 0%	0 / 0%	0 / 0%	0 / 0%	0 / 0%	0 / 0%
	0	0 / 0%	0 / 0%	0 / 0%	0 / 0%	0 / 0%	0 / 0%	0 / 0%

473 - PUBLIC UTILITY COMMISSION OF TEXAS - SPECIAL TRADE UNADJUSTED GOAL IS 32.9%

T	0	0 / 0%	0 / 0%	0 / 0%	0 / 0%	0 / 0%	0 / 0%	0 / 0%
N	0	0 / 0%	0 / 0%	0 / 0%	0 / 0%	0 / 0%	0 / 0%	0 / 0%
S	***	0 / 0%	0 / 0%	0 / 0%	0 / 0%	0 / 0%	0 / 0%	0 / 0%
-TC	0	0 / 0%	0 / 0%	0 / 0%	0 / 0%	0 / 0%	0 / 0%	0 / 0%
-I	0	0 / 0%	0 / 0%	0 / 0%	0 / 0%	0 / 0%	0 / 0%	0 / 0%
	0	0 / 0%	0 / 0%	0 / 0%	0 / 0%	0 / 0%	0 / 0%	0 / 0%

*** DOLLARS REPORTED BUT NOT SHOWN IN THESE COLUMNS. T=TREASURY, N=NON-TREASURY, S=SUBCONTRACTOR FUNDS & PROCUREMENT CARD HUB PURCHASES, TC=TERM CONTRACT, I= INTER GOVERNMENTAL



TEXAS HISTORICALLY UNDERUTILIZED BUSINESS (HUB) SEMI-ANNUAL REPORT RECEIVED FOR FISCAL YEAR 2025

SECTION VII - STATE AGENCY EXPENDITURE DATA

FUND TYPE	TOTAL EXPENDITURE	TOTAL SPENT WITH HUBS AMOUNT / %	BLACK AMOUNT / %	HISPANIC AMOUNT / %	WOMAN AMOUNT / %	ASIAN PACIFIC AMOUNT / %	NATIVE AMERICAN AMOUNT / %	SERVICE- DISABLED VETERAN AMOUNT / %
-----------	-------------------	-------------------------------------	---------------------	------------------------	---------------------	--------------------------------	----------------------------------	---

473 - PUBLIC UTILITY COMMISSION OF TEXAS - PROFESSIONAL SERVICES UNADJUSTED GOAL IS 23.7%

T	0	0 / 0%	0 / 0%	0 / 0%	0 / 0%	0 / 0%	0 / 0%	0 / 0%
N	0	0 / 0%	0 / 0%	0 / 0%	0 / 0%	0 / 0%	0 / 0%	0 / 0%
S	***	0 / 0%	0 / 0%	0 / 0%	0 / 0%	0 / 0%	0 / 0%	0 / 0%
-TC	0	0 / 0%	0 / 0%	0 / 0%	0 / 0%	0 / 0%	0 / 0%	0 / 0%
-I	0	0 / 0%	0 / 0%	0 / 0%	0 / 0%	0 / 0%	0 / 0%	0 / 0%
	0	0 / 0%	0 / 0%	0 / 0%	0 / 0%	0 / 0%	0 / 0%	0 / 0%

473 - PUBLIC UTILITY COMMISSION OF TEXAS - OTHER SERVICES UNADJUSTED GOAL IS 26%

T	\$898,022	\$109,155 / 12.16%	\$52,638 / 5.86%	0 / 0%	\$5,647 / 0.63%	\$50,871 / 5.66%	0 / 0%	0 / 0%
N	0	0 / 0%	0 / 0%	0 / 0%	0 / 0%	0 / 0%	0 / 0%	0 / 0%
S	***	0 / 0%	0 / 0%	0 / 0%	0 / 0%	0 / 0%	0 / 0%	0 / 0%
-TC	\$646	\$424 / 65.68%	0 / 0%	0 / 0%	\$424 / 65.68%	0 / 0%	0 / 0%	0 / 0%
-I	0	0 / 0%	0 / 0%	0 / 0%	0 / 0%	0 / 0%	0 / 0%	0 / 0%
	\$897,377	\$108,731 / 77.83%	\$52,638 / 5.86%	0 / 0%	\$5,223 / 66.31%	\$50,871 / 5.66%	0 / 0%	0 / 0%

473 - PUBLIC UTILITY COMMISSION OF TEXAS - COMMODITY PURCHASING UNADJUSTED GOAL IS 21.1%

T	\$176,429	\$48,054 / 27.24%	0 / 0%	\$43,521 / 24.67%	\$4,533 / 2.57%	0 / 0%	0 / 0%	0 / 0%
N	0	0 / 0%	0 / 0%	0 / 0%	0 / 0%	0 / 0%	0 / 0%	0 / 0%
S	***	0 / 0%	0 / 0%	0 / 0%	0 / 0%	0 / 0%	0 / 0%	0 / 0%
-TC	\$3,527	0 / 0%	0 / 0%	0 / 0%	0 / 0%	0 / 0%	0 / 0%	0 / 0%
-I	0	0 / 0%	0 / 0%	0 / 0%	0 / 0%	0 / 0%	0 / 0%	0 / 0%
	\$172,903	\$48,054 / 27.24%	0 / 0%	\$43,521 / 24.67%	\$4,533 / 2.57%	0 / 0%	0 / 0%	0 / 0%

*** DOLLARS REPORTED BUT NOT SHOWN IN THESE COLUMNS. T=TREASURY, N=NON-TREASURY, S=SUBCONTRACTOR FUNDS & PROCUREMENT CARD HUB PURCHASES, TC=TERM CONTRACT, I= INTER GOVERNMENT



TEXAS HISTORICALLY UNDERUTILIZED BUSINESS (HUB) SEMI-ANNUAL REPORT RECEIVED FOR FISCAL YEAR 2025

SECTION VII - STATE AGENCY EXPENDITURE DATA

FUND TYPE	TOTAL EXPENDITURE	TOTAL SPENT WITH HUBS AMOUNT / %	BLACK AMOUNT / %	HISPANIC AMOUNT / %	WOMAN AMOUNT / %	ASIAN PACIFIC AMOUNT / %	NATIVE AMERICAN AMOUNT / %	SERVICE-DISABLED VETERAN AMOUNT / %
473 - PUBLIC UTILITY COMMISSION OF TEXAS - Statewide Grand Total Expenditures								
T	\$1,074,452	\$157,209 / 14.63%	\$52,638 / 4.90%	\$43,521 / 4.05%	\$10,180 / 0.95%	\$50,871 / 4.73%	0 / 0%	0 / 0%
N	0	0 / 0%	0 / 0%	0 / 0%	0 / 0%	0 / 0%	0 / 0%	0 / 0%
S	***	0 / 0%	0 / 0%	0 / 0%	0 / 0%	0 / 0%	0 / 0%	0 / 0%
-TC	\$4,173	\$424 / 10.17%	0 / 0%	0 / 0%	\$424 / 10.17%	0 / 0%	0 / 0%	0 / 0%
-I	0	0 / 0%	0 / 0%	0 / 0%	0 / 0%	0 / 0%	0 / 0%	0 / 0%
	\$1,070,279	\$156,785 / 24.80%	\$52,638 / 4.90%	\$43,521 / 4.05%	\$9,756 / 11.11%	\$50,871 / 4.73%	0 / 0%	0 / 0%

*** DOLLARS REPORTED BUT NOT SHOWN IN THESE COLUMNS. T=TREASURY, N=NON-TREASURY, S=SUBCONTRACTOR FUNDS & PROCUREMENT CARD HUB PURCHASES, TC=TERM CONTRACT, I= INTER GOVERNMENTAL



TEXAS HISTORICALLY UNDERUTILIZED BUSINESS (HUB) SEMI-ANNUAL REPORT RECEIVED FOR FISCAL YEAR 2025

SECTION VII - STATE AGENCY EXPENDITURE DATA

FUND TYPE	TOTAL EXPENDITURE	TOTAL SPENT WITH HUBS AMOUNT / %	BLACK AMOUNT / %	HISPANIC AMOUNT / %	WOMAN AMOUNT / %	ASIAN PACIFIC AMOUNT / %	NATIVE AMERICAN AMOUNT / %	SERVICE-DISABLED VETERAN AMOUNT / %
-----------	-------------------	----------------------------------	------------------	---------------------	------------------	--------------------------	----------------------------	-------------------------------------

475 - OFFICE OF PUBLIC UTILITY COUNSEL - HEAVY CONSTRUCTION UNADJUSTED GOAL IS 11.2%

T	0	0 / 0%	0 / 0%	0 / 0%	0 / 0%	0 / 0%	0 / 0%	0 / 0%
N	0	0 / 0%	0 / 0%	0 / 0%	0 / 0%	0 / 0%	0 / 0%	0 / 0%
S	***	0 / 0%	0 / 0%	0 / 0%	0 / 0%	0 / 0%	0 / 0%	0 / 0%
-TC	0	0 / 0%	0 / 0%	0 / 0%	0 / 0%	0 / 0%	0 / 0%	0 / 0%
-I	0	0 / 0%	0 / 0%	0 / 0%	0 / 0%	0 / 0%	0 / 0%	0 / 0%
	0	0 / 0%	0 / 0%	0 / 0%	0 / 0%	0 / 0%	0 / 0%	0 / 0%

475 - OFFICE OF PUBLIC UTILITY COUNSEL - BUILDING CONSTRUCTION UNADJUSTED GOAL IS 21.1%

T	0	0 / 0%	0 / 0%	0 / 0%	0 / 0%	0 / 0%	0 / 0%	0 / 0%
N	0	0 / 0%	0 / 0%	0 / 0%	0 / 0%	0 / 0%	0 / 0%	0 / 0%
S	***	0 / 0%	0 / 0%	0 / 0%	0 / 0%	0 / 0%	0 / 0%	0 / 0%
-TC	0	0 / 0%	0 / 0%	0 / 0%	0 / 0%	0 / 0%	0 / 0%	0 / 0%
-I	0	0 / 0%	0 / 0%	0 / 0%	0 / 0%	0 / 0%	0 / 0%	0 / 0%
	0	0 / 0%	0 / 0%	0 / 0%	0 / 0%	0 / 0%	0 / 0%	0 / 0%

475 - OFFICE OF PUBLIC UTILITY COUNSEL - SPECIAL TRADE UNADJUSTED GOAL IS 32.9%

T	0	0 / 0%	0 / 0%	0 / 0%	0 / 0%	0 / 0%	0 / 0%	0 / 0%
N	0	0 / 0%	0 / 0%	0 / 0%	0 / 0%	0 / 0%	0 / 0%	0 / 0%
S	***	0 / 0%	0 / 0%	0 / 0%	0 / 0%	0 / 0%	0 / 0%	0 / 0%
-TC	0	0 / 0%	0 / 0%	0 / 0%	0 / 0%	0 / 0%	0 / 0%	0 / 0%
-I	0	0 / 0%	0 / 0%	0 / 0%	0 / 0%	0 / 0%	0 / 0%	0 / 0%
	0	0 / 0%	0 / 0%	0 / 0%	0 / 0%	0 / 0%	0 / 0%	0 / 0%

*** DOLLARS REPORTED BUT NOT SHOWN IN THESE COLUMNS. T=TREASURY, N=NON-TREASURY, S=SUBCONTRACTOR FUNDS & PROCUREMENT CARD HUB PURCHASES, TC=TERM CONTRACT, I= INTER GOVERNMENTAL



TEXAS HISTORICALLY UNDERUTILIZED BUSINESS (HUB) SEMI-ANNUAL REPORT RECEIVED FOR FISCAL YEAR 2025

SECTION VII - STATE AGENCY EXPENDITURE DATA

FUND TYPE	TOTAL EXPENDITURE	TOTAL SPENT WITH HUBS AMOUNT / %	BLACK AMOUNT / %	HISPANIC AMOUNT / %	WOMAN AMOUNT / %	ASIAN PACIFIC AMOUNT / %	NATIVE AMERICAN AMOUNT / %	SERVICE-DISABLED VETERAN AMOUNT / %
-----------	-------------------	----------------------------------	------------------	---------------------	------------------	--------------------------	----------------------------	-------------------------------------

475 - OFFICE OF PUBLIC UTILITY COUNSEL - PROFESSIONAL SERVICES UNADJUSTED GOAL IS 23.7%

T	0	0 / 0%	0 / 0%	0 / 0%	0 / 0%	0 / 0%	0 / 0%	0 / 0%
N	0	0 / 0%	0 / 0%	0 / 0%	0 / 0%	0 / 0%	0 / 0%	0 / 0%
S	***	0 / 0%	0 / 0%	0 / 0%	0 / 0%	0 / 0%	0 / 0%	0 / 0%
-TC	0	0 / 0%	0 / 0%	0 / 0%	0 / 0%	0 / 0%	0 / 0%	0 / 0%
-I	0	0 / 0%	0 / 0%	0 / 0%	0 / 0%	0 / 0%	0 / 0%	0 / 0%
	0	0 / 0%	0 / 0%	0 / 0%	0 / 0%	0 / 0%	0 / 0%	0 / 0%

475 - OFFICE OF PUBLIC UTILITY COUNSEL - OTHER SERVICES UNADJUSTED GOAL IS 26%

T	\$190,618	\$29,635 / 15.55%	0 / 0%	0 / 0%	\$165 / 0.09%	\$29,470 / 15.46%	0 / 0%	0 / 0%
N	0	0 / 0%	0 / 0%	0 / 0%	0 / 0%	0 / 0%	0 / 0%	0 / 0%
S	***	0 / 0%	0 / 0%	0 / 0%	0 / 0%	0 / 0%	0 / 0%	0 / 0%
-TC	\$165	\$165 / 100.00%	0 / 0%	0 / 0%	\$165 / 100.00%	0 / 0%	0 / 0%	0 / 0%
-I	0	0 / 0%	0 / 0%	0 / 0%	0 / 0%	0 / 0%	0 / 0%	0 / 0%
	\$190,453	\$29,470 / 115.55%	0 / 0%	0 / 0%	0 / 100.09%	\$29,470 / 15.46%	0 / 0%	0 / 0%

475 - OFFICE OF PUBLIC UTILITY COUNSEL - COMMODITY PURCHASING UNADJUSTED GOAL IS 21.1%

T	\$7,155	\$2,435 / 34.03%	\$970 / 13.56%	0 / 0%	\$1,465 / 20.47%	0 / 0%	0 / 0%	0 / 0%
N	0	0 / 0%	0 / 0%	0 / 0%	0 / 0%	0 / 0%	0 / 0%	0 / 0%
S	***	0 / 0%	0 / 0%	0 / 0%	0 / 0%	0 / 0%	0 / 0%	0 / 0%
-TC	\$530	0 / 0%	0 / 0%	0 / 0%	0 / 0%	0 / 0%	0 / 0%	0 / 0%
-I	0	0 / 0%	0 / 0%	0 / 0%	0 / 0%	0 / 0%	0 / 0%	0 / 0%
	\$6,624	\$2,435 / 34.03%	\$970 / 13.56%	0 / 0%	\$1,465 / 20.47%	0 / 0%	0 / 0%	0 / 0%

*** DOLLARS REPORTED BUT NOT SHOWN IN THESE COLUMNS. T=TREASURY, N=NON-TREASURY, S=SUBCONTRACTOR FUNDS & PROCUREMENT CARD HUB PURCHASES, TC=TERM CONTRACT, I= INTER GOVERNMENTAL



TEXAS HISTORICALLY UNDERUTILIZED BUSINESS (HUB) SEMI-ANNUAL REPORT RECEIVED FOR FISCAL YEAR 2025

SECTION VII - STATE AGENCY EXPENDITURE DATA

FUND TYPE	TOTAL EXPENDITURE	TOTAL SPENT WITH HUBS AMOUNT / %	BLACK AMOUNT / %	HISPANIC AMOUNT / %	WOMAN AMOUNT / %	ASIAN PACIFIC AMOUNT / %	NATIVE AMERICAN AMOUNT / %	SERVICE-DISABLED VETERAN AMOUNT / %
475 - OFFICE OF PUBLIC UTILITY COUNSEL - Statewide Grand Total Expenditures								
T	\$197,773	\$32,070 / 16.22%	\$970 / 0.49%	0 / 0%	\$1,630 / 0.82%	\$29,470 / 14.90%	0 / 0%	0 / 0%
N	0	0 / 0%	0 / 0%	0 / 0%	0 / 0%	0 / 0%	0 / 0%	0 / 0%
S	***	0 / 0%	0 / 0%	0 / 0%	0 / 0%	0 / 0%	0 / 0%	0 / 0%
-TC	\$696	\$165 / 23.75%	0 / 0%	0 / 0%	\$165 / 23.75%	0 / 0%	0 / 0%	0 / 0%
-I	0	0 / 0%	0 / 0%	0 / 0%	0 / 0%	0 / 0%	0 / 0%	0 / 0%
	\$197,077	\$31,905 / 39.97%	\$970 / 0.49%	0 / 0%	\$1,465 / 24.58%	\$29,470 / 14.90%	0 / 0%	0 / 0%

*** DOLLARS REPORTED BUT NOT SHOWN IN THESE COLUMNS. T=TREASURY, N=NON-TREASURY, S=SUBCONTRACTOR FUNDS & PROCUREMENT CARD HUB PURCHASES, TC=TERM CONTRACT, I= INTER GOVERNMENTAL



TEXAS HISTORICALLY UNDERUTILIZED BUSINESS (HUB) SEMI-ANNUAL REPORT RECEIVED FOR FISCAL YEAR 2025

SECTION VII - STATE AGENCY EXPENDITURE DATA

FUND TYPE	TOTAL EXPENDITURE	TOTAL SPENT WITH HUBS AMOUNT / %	BLACK AMOUNT / %	HISPANIC AMOUNT / %	WOMAN AMOUNT / %	ASIAN PACIFIC AMOUNT / %	NATIVE AMERICAN AMOUNT / %	SERVICE-DISABLED VETERAN AMOUNT / %
-----------	-------------------	----------------------------------	------------------	---------------------	------------------	--------------------------	----------------------------	-------------------------------------

476 - TEXAS RACING COMMISSION - HEAVY CONSTRUCTION UNADJUSTED GOAL IS 11.2%

T	0	0 / 0%	0 / 0%	0 / 0%	0 / 0%	0 / 0%	0 / 0%	0 / 0%
N	0	0 / 0%	0 / 0%	0 / 0%	0 / 0%	0 / 0%	0 / 0%	0 / 0%
S	***	0 / 0%	0 / 0%	0 / 0%	0 / 0%	0 / 0%	0 / 0%	0 / 0%
-TC	0	0 / 0%	0 / 0%	0 / 0%	0 / 0%	0 / 0%	0 / 0%	0 / 0%
-I	0	0 / 0%	0 / 0%	0 / 0%	0 / 0%	0 / 0%	0 / 0%	0 / 0%
	0	0 / 0%	0 / 0%	0 / 0%	0 / 0%	0 / 0%	0 / 0%	0 / 0%

476 - TEXAS RACING COMMISSION - BUILDING CONSTRUCTION UNADJUSTED GOAL IS 21.1%

T	0	0 / 0%	0 / 0%	0 / 0%	0 / 0%	0 / 0%	0 / 0%	0 / 0%
N	0	0 / 0%	0 / 0%	0 / 0%	0 / 0%	0 / 0%	0 / 0%	0 / 0%
S	***	0 / 0%	0 / 0%	0 / 0%	0 / 0%	0 / 0%	0 / 0%	0 / 0%
-TC	0	0 / 0%	0 / 0%	0 / 0%	0 / 0%	0 / 0%	0 / 0%	0 / 0%
-I	0	0 / 0%	0 / 0%	0 / 0%	0 / 0%	0 / 0%	0 / 0%	0 / 0%
	0	0 / 0%	0 / 0%	0 / 0%	0 / 0%	0 / 0%	0 / 0%	0 / 0%

476 - TEXAS RACING COMMISSION - SPECIAL TRADE UNADJUSTED GOAL IS 32.9%

T	0	0 / 0%	0 / 0%	0 / 0%	0 / 0%	0 / 0%	0 / 0%	0 / 0%
N	0	0 / 0%	0 / 0%	0 / 0%	0 / 0%	0 / 0%	0 / 0%	0 / 0%
S	***	0 / 0%	0 / 0%	0 / 0%	0 / 0%	0 / 0%	0 / 0%	0 / 0%
-TC	0	0 / 0%	0 / 0%	0 / 0%	0 / 0%	0 / 0%	0 / 0%	0 / 0%
-I	0	0 / 0%	0 / 0%	0 / 0%	0 / 0%	0 / 0%	0 / 0%	0 / 0%
	0	0 / 0%	0 / 0%	0 / 0%	0 / 0%	0 / 0%	0 / 0%	0 / 0%

*** DOLLARS REPORTED BUT NOT SHOWN IN THESE COLUMNS. T=TREASURY, N=NON-TREASURY, S=SUBCONTRACTOR FUNDS & PROCUREMENT CARD HUB PURCHASES, TC=TERM CONTRACT, I= INTER GOVERNMENTAL



TEXAS HISTORICALLY UNDERUTILIZED BUSINESS (HUB) SEMI-ANNUAL REPORT RECEIVED FOR FISCAL YEAR 2025

SECTION VII - STATE AGENCY EXPENDITURE DATA

FUND TYPE	TOTAL EXPENDITURE	TOTAL SPENT WITH HUBS AMOUNT / %	BLACK AMOUNT / %	HISPANIC AMOUNT / %	WOMAN AMOUNT / %	ASIAN PACIFIC AMOUNT / %	NATIVE AMERICAN AMOUNT / %	SERVICE- DISABLED VETERAN AMOUNT / %
-----------	-------------------	-------------------------------------	---------------------	------------------------	---------------------	--------------------------------	----------------------------------	---

476 - TEXAS RACING COMMISSION - PROFESSIONAL SERVICES UNADJUSTED GOAL IS 23.7%

T	0	0 / 0%	0 / 0%	0 / 0%	0 / 0%	0 / 0%	0 / 0%	0 / 0%
N	0	0 / 0%	0 / 0%	0 / 0%	0 / 0%	0 / 0%	0 / 0%	0 / 0%
S	***	0 / 0%	0 / 0%	0 / 0%	0 / 0%	0 / 0%	0 / 0%	0 / 0%
-TC	0	0 / 0%	0 / 0%	0 / 0%	0 / 0%	0 / 0%	0 / 0%	0 / 0%
-I	0	0 / 0%	0 / 0%	0 / 0%	0 / 0%	0 / 0%	0 / 0%	0 / 0%
	0	0 / 0%	0 / 0%	0 / 0%	0 / 0%	0 / 0%	0 / 0%	0 / 0%

476 - TEXAS RACING COMMISSION - OTHER SERVICES UNADJUSTED GOAL IS 26%

T	\$228,360	\$17,741 / 7.77%	0 / 0%	\$17,724 / 7.76%	\$18 / 0.01%	0 / 0%	0 / 0%	0 / 0%
N	0	0 / 0%	0 / 0%	0 / 0%	0 / 0%	0 / 0%	0 / 0%	0 / 0%
S	***	0 / 0%	0 / 0%	0 / 0%	0 / 0%	0 / 0%	0 / 0%	0 / 0%
-TC	\$7,019	0 / 0%	0 / 0%	0 / 0%	0 / 0%	0 / 0%	0 / 0%	0 / 0%
-I	0	0 / 0%	0 / 0%	0 / 0%	0 / 0%	0 / 0%	0 / 0%	0 / 0%
	\$221,341	\$17,741 / 7.77%	0 / 0%	\$17,724 / 7.76%	\$18 / 0.01%	0 / 0%	0 / 0%	0 / 0%

476 - TEXAS RACING COMMISSION - COMMODITY PURCHASING UNADJUSTED GOAL IS 21.1%

T	\$36,755	\$2,788 / 7.59%	0 / 0%	0 / 0%	\$2,788 / 7.59%	0 / 0%	0 / 0%	0 / 0%
N	0	0 / 0%	0 / 0%	0 / 0%	0 / 0%	0 / 0%	0 / 0%	0 / 0%
S	***	0 / 0%	0 / 0%	0 / 0%	0 / 0%	0 / 0%	0 / 0%	0 / 0%
-TC	0	0 / 0%	0 / 0%	0 / 0%	0 / 0%	0 / 0%	0 / 0%	0 / 0%
-I	0	0 / 0%	0 / 0%	0 / 0%	0 / 0%	0 / 0%	0 / 0%	0 / 0%
	\$36,755	\$2,788 / 7.59%	0 / 0%	0 / 0%	\$2,788 / 7.59%	0 / 0%	0 / 0%	0 / 0%

*** DOLLARS REPORTED BUT NOT SHOWN IN THESE COLUMNS. T=TREASURY, N=NON-TREASURY, S=SUBCONTRACTOR FUNDS & PROCUREMENT CARD HUB PURCHASES, TC=TERM CONTRACT, I= INTER GOVERNMENT



TEXAS HISTORICALLY UNDERUTILIZED BUSINESS (HUB) SEMI-ANNUAL REPORT RECEIVED FOR FISCAL YEAR 2025

SECTION VII - STATE AGENCY EXPENDITURE DATA

FUND TYPE	TOTAL EXPENDITURE	TOTAL SPENT WITH HUBS AMOUNT / %	BLACK AMOUNT / %	HISPANIC AMOUNT / %	WOMAN AMOUNT / %	ASIAN PACIFIC AMOUNT / %	NATIVE AMERICAN AMOUNT / %	SERVICE-DISABLED VETERAN AMOUNT / %
476 - TEXAS RACING COMMISSION - Statewide Grand Total Expenditures								
T	\$265,115	\$20,530 / 7.74%	0 / 0%	\$17,724 / 6.69%	\$2,806 / 1.06%	0 / 0%	0 / 0%	0 / 0%
N	0	0 / 0%	0 / 0%	0 / 0%	0 / 0%	0 / 0%	0 / 0%	0 / 0%
S	***	0 / 0%	0 / 0%	0 / 0%	0 / 0%	0 / 0%	0 / 0%	0 / 0%
-TC	\$7,019	0 / 0%	0 / 0%	0 / 0%	0 / 0%	0 / 0%	0 / 0%	0 / 0%
-I	0	0 / 0%	0 / 0%	0 / 0%	0 / 0%	0 / 0%	0 / 0%	0 / 0%
	\$258,096	\$20,530 / 7.74%	0 / 0%	\$17,724 / 6.69%	\$2,806 / 1.06%	0 / 0%	0 / 0%	0 / 0%

*** DOLLARS REPORTED BUT NOT SHOWN IN THESE COLUMNS. T=TREASURY, N=NON-TREASURY, S=SUBCONTRACTOR FUNDS & PROCUREMENT CARD HUB PURCHASES, TC=TERM CONTRACT, I= INTER GOVERNMENTAL



TEXAS HISTORICALLY UNDERUTILIZED BUSINESS (HUB) SEMI-ANNUAL REPORT RECEIVED FOR FISCAL YEAR 2025

SECTION VII - STATE AGENCY EXPENDITURE DATA

FUND TYPE	TOTAL EXPENDITURE	TOTAL SPENT WITH HUBS AMOUNT / %	BLACK AMOUNT / %	HISPANIC AMOUNT / %	WOMAN AMOUNT / %	ASIAN PACIFIC AMOUNT / %	NATIVE AMERICAN AMOUNT / %	SERVICE-DISABLED VETERAN AMOUNT / %
-----------	-------------------	----------------------------------	------------------	---------------------	------------------	--------------------------	----------------------------	-------------------------------------

477 - COMM/STATE EMERGENCY COMMUNICATION - HEAVY CONSTRUCTION UNADJUSTED GOAL IS 11.2%

T	0	0 / 0%	0 / 0%	0 / 0%	0 / 0%	0 / 0%	0 / 0%	0 / 0%
N	0	0 / 0%	0 / 0%	0 / 0%	0 / 0%	0 / 0%	0 / 0%	0 / 0%
S	***	0 / 0%	0 / 0%	0 / 0%	0 / 0%	0 / 0%	0 / 0%	0 / 0%
-TC	0	0 / 0%	0 / 0%	0 / 0%	0 / 0%	0 / 0%	0 / 0%	0 / 0%
-I	0	0 / 0%	0 / 0%	0 / 0%	0 / 0%	0 / 0%	0 / 0%	0 / 0%
	0	0 / 0%	0 / 0%	0 / 0%	0 / 0%	0 / 0%	0 / 0%	0 / 0%

477 - COMM/STATE EMERGENCY COMMUNICATION - BUILDING CONSTRUCTION UNADJUSTED GOAL IS 21.1%

T	0	0 / 0%	0 / 0%	0 / 0%	0 / 0%	0 / 0%	0 / 0%	0 / 0%
N	0	0 / 0%	0 / 0%	0 / 0%	0 / 0%	0 / 0%	0 / 0%	0 / 0%
S	***	0 / 0%	0 / 0%	0 / 0%	0 / 0%	0 / 0%	0 / 0%	0 / 0%
-TC	0	0 / 0%	0 / 0%	0 / 0%	0 / 0%	0 / 0%	0 / 0%	0 / 0%
-I	0	0 / 0%	0 / 0%	0 / 0%	0 / 0%	0 / 0%	0 / 0%	0 / 0%
	0	0 / 0%	0 / 0%	0 / 0%	0 / 0%	0 / 0%	0 / 0%	0 / 0%

477 - COMM/STATE EMERGENCY COMMUNICATION - SPECIAL TRADE UNADJUSTED GOAL IS 32.9%

T	0	0 / 0%	0 / 0%	0 / 0%	0 / 0%	0 / 0%	0 / 0%	0 / 0%
N	0	0 / 0%	0 / 0%	0 / 0%	0 / 0%	0 / 0%	0 / 0%	0 / 0%
S	***	0 / 0%	0 / 0%	0 / 0%	0 / 0%	0 / 0%	0 / 0%	0 / 0%
-TC	0	0 / 0%	0 / 0%	0 / 0%	0 / 0%	0 / 0%	0 / 0%	0 / 0%
-I	0	0 / 0%	0 / 0%	0 / 0%	0 / 0%	0 / 0%	0 / 0%	0 / 0%
	0	0 / 0%	0 / 0%	0 / 0%	0 / 0%	0 / 0%	0 / 0%	0 / 0%

*** DOLLARS REPORTED BUT NOT SHOWN IN THESE COLUMNS. T=TREASURY, N=NON-TREASURY, S=SUBCONTRACTOR FUNDS & PROCUREMENT CARD HUB PURCHASES, TC=TERM CONTRACT, I= INTER GOVERNMENTAL



TEXAS HISTORICALLY UNDERUTILIZED BUSINESS (HUB) SEMI-ANNUAL REPORT RECEIVED FOR FISCAL YEAR 2025

SECTION VII - STATE AGENCY EXPENDITURE DATA

FUND TYPE	TOTAL EXPENDITURE	TOTAL SPENT WITH HUBS AMOUNT / %	BLACK AMOUNT / %	HISPANIC AMOUNT / %	WOMAN AMOUNT / %	ASIAN PACIFIC AMOUNT / %	NATIVE AMERICAN AMOUNT / %	SERVICE-DISABLED VETERAN AMOUNT / %
-----------	-------------------	----------------------------------	------------------	---------------------	------------------	--------------------------	----------------------------	-------------------------------------

477 - COMM/STATE EMERGENCY COMMUNICATION - PROFESSIONAL SERVICES UNADJUSTED GOAL IS 23.7%

T	0	0 / 0%	0 / 0%	0 / 0%	0 / 0%	0 / 0%	0 / 0%	0 / 0%
N	0	0 / 0%	0 / 0%	0 / 0%	0 / 0%	0 / 0%	0 / 0%	0 / 0%
S	***	0 / 0%	0 / 0%	0 / 0%	0 / 0%	0 / 0%	0 / 0%	0 / 0%
-TC	0	0 / 0%	0 / 0%	0 / 0%	0 / 0%	0 / 0%	0 / 0%	0 / 0%
-I	0	0 / 0%	0 / 0%	0 / 0%	0 / 0%	0 / 0%	0 / 0%	0 / 0%
	0	0 / 0%	0 / 0%	0 / 0%	0 / 0%	0 / 0%	0 / 0%	0 / 0%

477 - COMM/STATE EMERGENCY COMMUNICATION - OTHER SERVICES UNADJUSTED GOAL IS 26%

T	\$1,067,019	\$340,651 / 31.93%	0 / 0%	\$69,852 / 6.55%	\$150,572 / 14.11%	\$103,040 / 9.66%	0 / 0%	\$17,188 / 1.61%
N	0	0 / 0%	0 / 0%	0 / 0%	0 / 0%	0 / 0%	0 / 0%	0 / 0%
S	***	0 / 0%	0 / 0%	0 / 0%	0 / 0%	0 / 0%	0 / 0%	0 / 0%
-TC	\$510	0 / 0%	0 / 0%	0 / 0%	0 / 0%	0 / 0%	0 / 0%	0 / 0%
-I	0	0 / 0%	0 / 0%	0 / 0%	0 / 0%	0 / 0%	0 / 0%	0 / 0%
	\$1,066,509	\$340,651 / 31.93%	0 / 0%	\$69,852 / 6.55%	\$150,572 / 14.11%	\$103,040 / 9.66%	0 / 0%	\$17,188 / 1.61%

477 - COMM/STATE EMERGENCY COMMUNICATION - COMMODITY PURCHASING UNADJUSTED GOAL IS 21.1%

T	\$403,350	\$104,590 / 25.93%	\$28 / 0.01%	\$98,547 / 24.43%	\$6,016 / 1.49%	0 / 0%	0 / 0%	0 / 0%
N	0	0 / 0%	0 / 0%	0 / 0%	0 / 0%	0 / 0%	0 / 0%	0 / 0%
S	***	0 / 0%	0 / 0%	0 / 0%	0 / 0%	0 / 0%	0 / 0%	0 / 0%
-TC	0	0 / 0%	0 / 0%	0 / 0%	0 / 0%	0 / 0%	0 / 0%	0 / 0%
-I	0	0 / 0%	0 / 0%	0 / 0%	0 / 0%	0 / 0%	0 / 0%	0 / 0%
	\$403,350	\$104,590 / 25.93%	\$28 / 0.01%	\$98,547 / 24.43%	\$6,016 / 1.49%	0 / 0%	0 / 0%	0 / 0%

*** DOLLARS REPORTED BUT NOT SHOWN IN THESE COLUMNS. T=TREASURY, N=NON-TREASURY, S=SUBCONTRACTOR FUNDS & PROCUREMENT CARD HUB PURCHASES, TC=TERM CONTRACT, I= INTER GOVERNMENTAL



TEXAS HISTORICALLY UNDERUTILIZED BUSINESS (HUB) SEMI-ANNUAL REPORT RECEIVED FOR FISCAL YEAR 2025

SECTION VII - STATE AGENCY EXPENDITURE DATA

FUND TYPE	TOTAL EXPENDITURE	TOTAL SPENT WITH HUBS AMOUNT / %	BLACK AMOUNT / %	HISPANIC AMOUNT / %	WOMAN AMOUNT / %	ASIAN PACIFIC AMOUNT / %	NATIVE AMERICAN AMOUNT / %	SERVICE-DISABLED VETERAN AMOUNT / %
477 - COMM/STATE EMERGENCY COMMUNICATION - Statewide Grand Total Expenditures								
T	\$1,470,369	\$445,241 / 30.28%	\$28 / 0.00%	\$168,398 / 11.45%	\$156,588 / 10.65%	\$103,040 / 7.01%	0 / 0%	\$17,188 / 1.17%
N	0	0 / 0%	0 / 0%	0 / 0%	0 / 0%	0 / 0%	0 / 0%	0 / 0%
S	***	0 / 0%	0 / 0%	0 / 0%	0 / 0%	0 / 0%	0 / 0%	0 / 0%
-TC	\$510	0 / 0%	0 / 0%	0 / 0%	0 / 0%	0 / 0%	0 / 0%	0 / 0%
-I	0	0 / 0%	0 / 0%	0 / 0%	0 / 0%	0 / 0%	0 / 0%	0 / 0%
	\$1,469,859	\$445,241 / 30.28%	\$28 / 0.00%	\$168,398 / 11.45%	\$156,588 / 10.65%	\$103,040 / 7.01%	0 / 0%	\$17,188 / 1.17%

*** DOLLARS REPORTED BUT NOT SHOWN IN THESE COLUMNS. T=TREASURY, N=NON-TREASURY, S=SUBCONTRACTOR FUNDS & PROCUREMENT CARD HUB PURCHASES, TC=TERM CONTRACT, I= INTER GOVERNMENTAL



TEXAS HISTORICALLY UNDERUTILIZED BUSINESS (HUB) SEMI-ANNUAL REPORT RECEIVED FOR FISCAL YEAR 2025

SECTION VII - STATE AGENCY EXPENDITURE DATA

FUND TYPE	TOTAL EXPENDITURE	TOTAL SPENT WITH HUBS AMOUNT / %	BLACK AMOUNT / %	HISPANIC AMOUNT / %	WOMAN AMOUNT / %	ASIAN PACIFIC AMOUNT / %	NATIVE AMERICAN AMOUNT / %	SERVICE-DISABLED VETERAN AMOUNT / %
-----------	-------------------	----------------------------------	------------------	---------------------	------------------	--------------------------	----------------------------	-------------------------------------

479 - STATE OFFICE OF RISK MANAGEMENT - HEAVY CONSTRUCTION UNADJUSTED GOAL IS 11.2%

T	0	0 / 0%	0 / 0%	0 / 0%	0 / 0%	0 / 0%	0 / 0%	0 / 0%
N	0	0 / 0%	0 / 0%	0 / 0%	0 / 0%	0 / 0%	0 / 0%	0 / 0%
S	***	0 / 0%	0 / 0%	0 / 0%	0 / 0%	0 / 0%	0 / 0%	0 / 0%
-TC	0	0 / 0%	0 / 0%	0 / 0%	0 / 0%	0 / 0%	0 / 0%	0 / 0%
-I	0	0 / 0%	0 / 0%	0 / 0%	0 / 0%	0 / 0%	0 / 0%	0 / 0%
	0	0 / 0%	0 / 0%	0 / 0%	0 / 0%	0 / 0%	0 / 0%	0 / 0%

479 - STATE OFFICE OF RISK MANAGEMENT - BUILDING CONSTRUCTION UNADJUSTED GOAL IS 21.1%

T	0	0 / 0%	0 / 0%	0 / 0%	0 / 0%	0 / 0%	0 / 0%	0 / 0%
N	0	0 / 0%	0 / 0%	0 / 0%	0 / 0%	0 / 0%	0 / 0%	0 / 0%
S	***	0 / 0%	0 / 0%	0 / 0%	0 / 0%	0 / 0%	0 / 0%	0 / 0%
-TC	0	0 / 0%	0 / 0%	0 / 0%	0 / 0%	0 / 0%	0 / 0%	0 / 0%
-I	0	0 / 0%	0 / 0%	0 / 0%	0 / 0%	0 / 0%	0 / 0%	0 / 0%
	0	0 / 0%	0 / 0%	0 / 0%	0 / 0%	0 / 0%	0 / 0%	0 / 0%

479 - STATE OFFICE OF RISK MANAGEMENT - SPECIAL TRADE UNADJUSTED GOAL IS 32.9%

T	0	0 / 0%	0 / 0%	0 / 0%	0 / 0%	0 / 0%	0 / 0%	0 / 0%
N	0	0 / 0%	0 / 0%	0 / 0%	0 / 0%	0 / 0%	0 / 0%	0 / 0%
S	***	0 / 0%	0 / 0%	0 / 0%	0 / 0%	0 / 0%	0 / 0%	0 / 0%
-TC	0	0 / 0%	0 / 0%	0 / 0%	0 / 0%	0 / 0%	0 / 0%	0 / 0%
-I	0	0 / 0%	0 / 0%	0 / 0%	0 / 0%	0 / 0%	0 / 0%	0 / 0%
	0	0 / 0%	0 / 0%	0 / 0%	0 / 0%	0 / 0%	0 / 0%	0 / 0%

*** DOLLARS REPORTED BUT NOT SHOWN IN THESE COLUMNS. T=TREASURY, N=NON-TREASURY, S=SUBCONTRACTOR FUNDS & PROCUREMENT CARD HUB PURCHASES, TC=TERM CONTRACT, I= INTER GOVERNMENTAL



TEXAS HISTORICALLY UNDERUTILIZED BUSINESS (HUB) SEMI-ANNUAL REPORT RECEIVED FOR FISCAL YEAR 2025

SECTION VII - STATE AGENCY EXPENDITURE DATA

FUND TYPE	TOTAL EXPENDITURE	TOTAL SPENT WITH HUBS AMOUNT / %	BLACK AMOUNT / %	HISPANIC AMOUNT / %	WOMAN AMOUNT / %	ASIAN PACIFIC AMOUNT / %	NATIVE AMERICAN AMOUNT / %	SERVICE-DISABLED VETERAN AMOUNT / %
-----------	-------------------	----------------------------------	------------------	---------------------	------------------	--------------------------	----------------------------	-------------------------------------

479 - STATE OFFICE OF RISK MANAGEMENT - PROFESSIONAL SERVICES UNADJUSTED GOAL IS 23.7%

T	\$3,190	\$3,190 / 100.00%	\$3,190 / 100.00%	0 / 0%	0 / 0%	0 / 0%	0 / 0%	0 / 0%
N	0	0 / 0%	0 / 0%	0 / 0%	0 / 0%	0 / 0%	0 / 0%	0 / 0%
S	***	0 / 0%	0 / 0%	0 / 0%	0 / 0%	0 / 0%	0 / 0%	0 / 0%
-TC	0	0 / 0%	0 / 0%	0 / 0%	0 / 0%	0 / 0%	0 / 0%	0 / 0%
-I	0	0 / 0%	0 / 0%	0 / 0%	0 / 0%	0 / 0%	0 / 0%	0 / 0%
	\$3,190	\$3,190 / 100.00%	\$3,190 / 100.00%	0 / 0%	0 / 0%	0 / 0%	0 / 0%	0 / 0%

479 - STATE OFFICE OF RISK MANAGEMENT - OTHER SERVICES UNADJUSTED GOAL IS 26%

T	\$30,437	0 / 0%	0 / 0%	0 / 0%	0 / 0%	0 / 0%	0 / 0%	0 / 0%
N	0	0 / 0%	0 / 0%	0 / 0%	0 / 0%	0 / 0%	0 / 0%	0 / 0%
S	***	0 / 0%	0 / 0%	0 / 0%	0 / 0%	0 / 0%	0 / 0%	0 / 0%
-TC	0	0 / 0%	0 / 0%	0 / 0%	0 / 0%	0 / 0%	0 / 0%	0 / 0%
-I	0	0 / 0%	0 / 0%	0 / 0%	0 / 0%	0 / 0%	0 / 0%	0 / 0%
	\$30,437	0 / 0%	0 / 0%	0 / 0%	0 / 0%	0 / 0%	0 / 0%	0 / 0%

479 - STATE OFFICE OF RISK MANAGEMENT - COMMODITY PURCHASING UNADJUSTED GOAL IS 21.1%

T	\$30,738	0 / 0%	0 / 0%	0 / 0%	0 / 0%	0 / 0%	0 / 0%	0 / 0%
N	0	0 / 0%	0 / 0%	0 / 0%	0 / 0%	0 / 0%	0 / 0%	0 / 0%
S	***	0 / 0%	0 / 0%	0 / 0%	0 / 0%	0 / 0%	0 / 0%	0 / 0%
-TC	0	0 / 0%	0 / 0%	0 / 0%	0 / 0%	0 / 0%	0 / 0%	0 / 0%
-I	0	0 / 0%	0 / 0%	0 / 0%	0 / 0%	0 / 0%	0 / 0%	0 / 0%
	\$30,738	0 / 0%	0 / 0%	0 / 0%	0 / 0%	0 / 0%	0 / 0%	0 / 0%

*** DOLLARS REPORTED BUT NOT SHOWN IN THESE COLUMNS. T=TREASURY, N=NON-TREASURY, S=SUBCONTRACTOR FUNDS & PROCUREMENT CARD HUB PURCHASES, TC=TERM CONTRACT, I= INTER GOVERNMENTAL



TEXAS HISTORICALLY UNDERUTILIZED BUSINESS (HUB) SEMI-ANNUAL REPORT RECEIVED FOR FISCAL YEAR 2025

SECTION VII - STATE AGENCY EXPENDITURE DATA

FUND TYPE	TOTAL EXPENDITURE	TOTAL SPENT WITH HUBS AMOUNT / %	BLACK AMOUNT / %	HISPANIC AMOUNT / %	WOMAN AMOUNT / %	ASIAN PACIFIC AMOUNT / %	NATIVE AMERICAN AMOUNT / %	SERVICE-DISABLED VETERAN AMOUNT / %
479 - STATE OFFICE OF RISK MANAGEMENT - Statewide Grand Total Expenditures								
T	\$64,365	\$3,190 / 4.96%	\$3,190 / 4.96%	0 / 0%	0 / 0%	0 / 0%	0 / 0%	0 / 0%
N	0	0 / 0%	0 / 0%	0 / 0%	0 / 0%	0 / 0%	0 / 0%	0 / 0%
S	***	0 / 0%	0 / 0%	0 / 0%	0 / 0%	0 / 0%	0 / 0%	0 / 0%
-TC	0	0 / 0%	0 / 0%	0 / 0%	0 / 0%	0 / 0%	0 / 0%	0 / 0%
-I	0	0 / 0%	0 / 0%	0 / 0%	0 / 0%	0 / 0%	0 / 0%	0 / 0%
	\$64,365	\$3,190 / 4.96%	\$3,190 / 4.96%	0 / 0%	0 / 0%	0 / 0%	0 / 0%	0 / 0%

*** DOLLARS REPORTED BUT NOT SHOWN IN THESE COLUMNS. T=TREASURY, N=NON-TREASURY, S=SUBCONTRACTOR FUNDS & PROCUREMENT CARD HUB PURCHASES, TC=TERM CONTRACT, I= INTER GOVERNMENTAL



TEXAS HISTORICALLY UNDERUTILIZED BUSINESS (HUB) SEMI-ANNUAL REPORT RECEIVED FOR FISCAL YEAR 2025

SECTION VII - STATE AGENCY EXPENDITURE DATA

FUND TYPE	TOTAL EXPENDITURE	TOTAL SPENT WITH HUBS AMOUNT / %	BLACK AMOUNT / %	HISPANIC AMOUNT / %	WOMAN AMOUNT / %	ASIAN PACIFIC AMOUNT / %	NATIVE AMERICAN AMOUNT / %	SERVICE-DISABLED VETERAN AMOUNT / %
-----------	-------------------	----------------------------------	------------------	---------------------	------------------	--------------------------	----------------------------	-------------------------------------

481 - BOARD OF PROFESSIONAL GEOSCIENTISTS - HEAVY CONSTRUCTION UNADJUSTED GOAL IS 11.2%

T	0	0 / 0%	0 / 0%	0 / 0%	0 / 0%	0 / 0%	0 / 0%	0 / 0%
N	0	0 / 0%	0 / 0%	0 / 0%	0 / 0%	0 / 0%	0 / 0%	0 / 0%
S	***	0 / 0%	0 / 0%	0 / 0%	0 / 0%	0 / 0%	0 / 0%	0 / 0%
-TC	0	0 / 0%	0 / 0%	0 / 0%	0 / 0%	0 / 0%	0 / 0%	0 / 0%
-I	0	0 / 0%	0 / 0%	0 / 0%	0 / 0%	0 / 0%	0 / 0%	0 / 0%
	0	0 / 0%	0 / 0%	0 / 0%	0 / 0%	0 / 0%	0 / 0%	0 / 0%

481 - BOARD OF PROFESSIONAL GEOSCIENTISTS - BUILDING CONSTRUCTION UNADJUSTED GOAL IS 21.1%

T	0	0 / 0%	0 / 0%	0 / 0%	0 / 0%	0 / 0%	0 / 0%	0 / 0%
N	0	0 / 0%	0 / 0%	0 / 0%	0 / 0%	0 / 0%	0 / 0%	0 / 0%
S	***	0 / 0%	0 / 0%	0 / 0%	0 / 0%	0 / 0%	0 / 0%	0 / 0%
-TC	0	0 / 0%	0 / 0%	0 / 0%	0 / 0%	0 / 0%	0 / 0%	0 / 0%
-I	0	0 / 0%	0 / 0%	0 / 0%	0 / 0%	0 / 0%	0 / 0%	0 / 0%
	0	0 / 0%	0 / 0%	0 / 0%	0 / 0%	0 / 0%	0 / 0%	0 / 0%

481 - BOARD OF PROFESSIONAL GEOSCIENTISTS - SPECIAL TRADE UNADJUSTED GOAL IS 32.9%

T	0	0 / 0%	0 / 0%	0 / 0%	0 / 0%	0 / 0%	0 / 0%	0 / 0%
N	0	0 / 0%	0 / 0%	0 / 0%	0 / 0%	0 / 0%	0 / 0%	0 / 0%
S	***	0 / 0%	0 / 0%	0 / 0%	0 / 0%	0 / 0%	0 / 0%	0 / 0%
-TC	0	0 / 0%	0 / 0%	0 / 0%	0 / 0%	0 / 0%	0 / 0%	0 / 0%
-I	0	0 / 0%	0 / 0%	0 / 0%	0 / 0%	0 / 0%	0 / 0%	0 / 0%
	0	0 / 0%	0 / 0%	0 / 0%	0 / 0%	0 / 0%	0 / 0%	0 / 0%

*** DOLLARS REPORTED BUT NOT SHOWN IN THESE COLUMNS. T=TREASURY, N=NON-TREASURY, S=SUBCONTRACTOR FUNDS & PROCUREMENT CARD HUB PURCHASES, TC=TERM CONTRACT, I= INTER GOVERNMENTAL



TEXAS HISTORICALLY UNDERUTILIZED BUSINESS (HUB) SEMI-ANNUAL REPORT RECEIVED FOR FISCAL YEAR 2025

SECTION VII - STATE AGENCY EXPENDITURE DATA

FUND TYPE	TOTAL EXPENDITURE	TOTAL SPENT WITH HUBS AMOUNT / %	BLACK AMOUNT / %	HISPANIC AMOUNT / %	WOMAN AMOUNT / %	ASIAN PACIFIC AMOUNT / %	NATIVE AMERICAN AMOUNT / %	SERVICE-DISABLED VETERAN AMOUNT / %
-----------	-------------------	----------------------------------	------------------	---------------------	------------------	--------------------------	----------------------------	-------------------------------------

481 - BOARD OF PROFESSIONAL GEOSCIENTISTS - PROFESSIONAL SERVICES UNADJUSTED GOAL IS 23.7%

T	\$3,860	\$3,860 / 100.00%	0 / 0%	0 / 0%	\$3,860 / 100.00%	0 / 0%	0 / 0%	0 / 0%
N	0	0 / 0%	0 / 0%	0 / 0%	0 / 0%	0 / 0%	0 / 0%	0 / 0%
S	***	0 / 0%	0 / 0%	0 / 0%	0 / 0%	0 / 0%	0 / 0%	0 / 0%
-TC	0	0 / 0%	0 / 0%	0 / 0%	0 / 0%	0 / 0%	0 / 0%	0 / 0%
-I	0	0 / 0%	0 / 0%	0 / 0%	0 / 0%	0 / 0%	0 / 0%	0 / 0%
	\$3,860	\$3,860 / 100.00%	0 / 0%	0 / 0%	\$3,860 / 100.00%	0 / 0%	0 / 0%	0 / 0%

481 - BOARD OF PROFESSIONAL GEOSCIENTISTS - OTHER SERVICES UNADJUSTED GOAL IS 26%

T	\$3,994	0 / 0%	0 / 0%	0 / 0%	0 / 0%	0 / 0%	0 / 0%	0 / 0%
N	0	0 / 0%	0 / 0%	0 / 0%	0 / 0%	0 / 0%	0 / 0%	0 / 0%
S	***	0 / 0%	0 / 0%	0 / 0%	0 / 0%	0 / 0%	0 / 0%	0 / 0%
-TC	0	0 / 0%	0 / 0%	0 / 0%	0 / 0%	0 / 0%	0 / 0%	0 / 0%
-I	0	0 / 0%	0 / 0%	0 / 0%	0 / 0%	0 / 0%	0 / 0%	0 / 0%
	\$3,994	0 / 0%	0 / 0%	0 / 0%	0 / 0%	0 / 0%	0 / 0%	0 / 0%

481 - BOARD OF PROFESSIONAL GEOSCIENTISTS - COMMODITY PURCHASING UNADJUSTED GOAL IS 21.1%

T	\$21,764	\$889 / 4.09%	0 / 0%	0 / 0%	\$889 / 4.09%	0 / 0%	0 / 0%	0 / 0%
N	0	0 / 0%	0 / 0%	0 / 0%	0 / 0%	0 / 0%	0 / 0%	0 / 0%
S	***	0 / 0%	0 / 0%	0 / 0%	0 / 0%	0 / 0%	0 / 0%	0 / 0%
-TC	\$2,189	0 / 0%	0 / 0%	0 / 0%	0 / 0%	0 / 0%	0 / 0%	0 / 0%
-I	0	0 / 0%	0 / 0%	0 / 0%	0 / 0%	0 / 0%	0 / 0%	0 / 0%
	\$19,575	\$889 / 4.09%	0 / 0%	0 / 0%	\$889 / 4.09%	0 / 0%	0 / 0%	0 / 0%

*** DOLLARS REPORTED BUT NOT SHOWN IN THESE COLUMNS. T=TREASURY, N=NON-TREASURY, S=SUBCONTRACTOR FUNDS & PROCUREMENT CARD HUB PURCHASES, TC=TERM CONTRACT, I= INTER GOVERNMENTAL



TEXAS HISTORICALLY UNDERUTILIZED BUSINESS (HUB) SEMI-ANNUAL REPORT RECEIVED FOR FISCAL YEAR 2025

SECTION VII - STATE AGENCY EXPENDITURE DATA

FUND TYPE	TOTAL EXPENDITURE	TOTAL SPENT WITH HUBS AMOUNT / %	BLACK AMOUNT / %	HISPANIC AMOUNT / %	WOMAN AMOUNT / %	ASIAN PACIFIC AMOUNT / %	NATIVE AMERICAN AMOUNT / %	SERVICE-DISABLED VETERAN AMOUNT / %
481 - BOARD OF PROFESSIONAL GEOSCIENTISTS - Statewide Grand Total Expenditures								
T	\$29,618	\$4,749 / 16.03%	0 / 0%	0 / 0%	\$4,749 / 16.03%	0 / 0%	0 / 0%	0 / 0%
N	0	0 / 0%	0 / 0%	0 / 0%	0 / 0%	0 / 0%	0 / 0%	0 / 0%
S	***	0 / 0%	0 / 0%	0 / 0%	0 / 0%	0 / 0%	0 / 0%	0 / 0%
-TC	\$2,189	0 / 0%	0 / 0%	0 / 0%	0 / 0%	0 / 0%	0 / 0%	0 / 0%
-I	0	0 / 0%	0 / 0%	0 / 0%	0 / 0%	0 / 0%	0 / 0%	0 / 0%
	\$27,429	\$4,749 / 16.03%	0 / 0%	0 / 0%	\$4,749 / 16.03%	0 / 0%	0 / 0%	0 / 0%

*** DOLLARS REPORTED BUT NOT SHOWN IN THESE COLUMNS. T=TREASURY, N=NON-TREASURY, S=SUBCONTRACTOR FUNDS & PROCUREMENT CARD HUB PURCHASES, TC=TERM CONTRACT, I= INTER GOVERNMENTAL



TEXAS HISTORICALLY UNDERUTILIZED BUSINESS (HUB) SEMI-ANNUAL REPORT RECEIVED FOR FISCAL YEAR 2025

SECTION VII - STATE AGENCY EXPENDITURE DATA

FUND TYPE	TOTAL EXPENDITURE	TOTAL SPENT WITH HUBS AMOUNT / %	BLACK AMOUNT / %	HISPANIC AMOUNT / %	WOMAN AMOUNT / %	ASIAN PACIFIC AMOUNT / %	NATIVE AMERICAN AMOUNT / %	SERVICE-DISABLED VETERAN AMOUNT / %
-----------	-------------------	----------------------------------	------------------	---------------------	------------------	--------------------------	----------------------------	-------------------------------------

503 - TEXAS MEDICAL BOARD - HEAVY CONSTRUCTION UNADJUSTED GOAL IS 11.2%

T	0	0 / 0%	0 / 0%	0 / 0%	0 / 0%	0 / 0%	0 / 0%	0 / 0%
N	0	0 / 0%	0 / 0%	0 / 0%	0 / 0%	0 / 0%	0 / 0%	0 / 0%
S	***	0 / 0%	0 / 0%	0 / 0%	0 / 0%	0 / 0%	0 / 0%	0 / 0%
-TC	0	0 / 0%	0 / 0%	0 / 0%	0 / 0%	0 / 0%	0 / 0%	0 / 0%
-I	0	0 / 0%	0 / 0%	0 / 0%	0 / 0%	0 / 0%	0 / 0%	0 / 0%
	0	0 / 0%	0 / 0%	0 / 0%	0 / 0%	0 / 0%	0 / 0%	0 / 0%

503 - TEXAS MEDICAL BOARD - BUILDING CONSTRUCTION UNADJUSTED GOAL IS 21.1%

T	0	0 / 0%	0 / 0%	0 / 0%	0 / 0%	0 / 0%	0 / 0%	0 / 0%
N	0	0 / 0%	0 / 0%	0 / 0%	0 / 0%	0 / 0%	0 / 0%	0 / 0%
S	***	0 / 0%	0 / 0%	0 / 0%	0 / 0%	0 / 0%	0 / 0%	0 / 0%
-TC	0	0 / 0%	0 / 0%	0 / 0%	0 / 0%	0 / 0%	0 / 0%	0 / 0%
-I	0	0 / 0%	0 / 0%	0 / 0%	0 / 0%	0 / 0%	0 / 0%	0 / 0%
	0	0 / 0%	0 / 0%	0 / 0%	0 / 0%	0 / 0%	0 / 0%	0 / 0%

503 - TEXAS MEDICAL BOARD - SPECIAL TRADE UNADJUSTED GOAL IS 32.9%

T	\$-944	0 / 0%	0 / 0%	0 / 0%	0 / 0%	0 / 0%	0 / 0%	0 / 0%
N	0	0 / 0%	0 / 0%	0 / 0%	0 / 0%	0 / 0%	0 / 0%	0 / 0%
S	***	0 / 0%	0 / 0%	0 / 0%	0 / 0%	0 / 0%	0 / 0%	0 / 0%
-TC	0	0 / 0%	0 / 0%	0 / 0%	0 / 0%	0 / 0%	0 / 0%	0 / 0%
-I	0	0 / 0%	0 / 0%	0 / 0%	0 / 0%	0 / 0%	0 / 0%	0 / 0%
	-\$944	0 / 0%	0 / 0%	0 / 0%	0 / 0%	0 / 0%	0 / 0%	0 / 0%

*** DOLLARS REPORTED BUT NOT SHOWN IN THESE COLUMNS. T=TREASURY, N=NON-TREASURY, S=SUBCONTRACTOR FUNDS & PROCUREMENT CARD HUB PURCHASES, TC=TERM CONTRACT, I= INTER GOVERNMENTAL



TEXAS HISTORICALLY UNDERUTILIZED BUSINESS (HUB) SEMI-ANNUAL REPORT RECEIVED FOR FISCAL YEAR 2025

SECTION VII - STATE AGENCY EXPENDITURE DATA

FUND TYPE	TOTAL EXPENDITURE	TOTAL SPENT WITH HUBS AMOUNT / %	BLACK AMOUNT / %	HISPANIC AMOUNT / %	WOMAN AMOUNT / %	ASIAN PACIFIC AMOUNT / %	NATIVE AMERICAN AMOUNT / %	SERVICE- DISABLED VETERAN AMOUNT / %
-----------	-------------------	-------------------------------------	---------------------	------------------------	---------------------	--------------------------------	----------------------------------	---

503 - TEXAS MEDICAL BOARD - PROFESSIONAL SERVICES UNADJUSTED GOAL IS 23.7%

T	0	0 / 0%	0 / 0%	0 / 0%	0 / 0%	0 / 0%	0 / 0%	0 / 0%
N	0	0 / 0%	0 / 0%	0 / 0%	0 / 0%	0 / 0%	0 / 0%	0 / 0%
S	***	0 / 0%	0 / 0%	0 / 0%	0 / 0%	0 / 0%	0 / 0%	0 / 0%
-TC	0	0 / 0%	0 / 0%	0 / 0%	0 / 0%	0 / 0%	0 / 0%	0 / 0%
-I	0	0 / 0%	0 / 0%	0 / 0%	0 / 0%	0 / 0%	0 / 0%	0 / 0%
	0	0 / 0%	0 / 0%	0 / 0%	0 / 0%	0 / 0%	0 / 0%	0 / 0%

503 - TEXAS MEDICAL BOARD - OTHER SERVICES UNADJUSTED GOAL IS 26%

T	\$1,123,735	\$17,574 / 1.56%	\$8,357 / 0.74%	\$556 / 0.05%	\$8,133 / 0.72%	0 / 0%	\$529 / 0.05%	0 / 0%
N	0	0 / 0%	0 / 0%	0 / 0%	0 / 0%	0 / 0%	0 / 0%	0 / 0%
S	***	0 / 0%	0 / 0%	0 / 0%	0 / 0%	0 / 0%	0 / 0%	0 / 0%
-TC	0	0 / 0%	0 / 0%	0 / 0%	0 / 0%	0 / 0%	0 / 0%	0 / 0%
-I	0	0 / 0%	0 / 0%	0 / 0%	0 / 0%	0 / 0%	0 / 0%	0 / 0%
	\$1,123,735	\$17,574 / 1.56%	\$8,357 / 0.74%	\$556 / 0.05%	\$8,133 / 0.72%	0 / 0%	\$529 / 0.05%	0 / 0%

503 - TEXAS MEDICAL BOARD - COMMODITY PURCHASING UNADJUSTED GOAL IS 21.1%

T	\$820,397	\$285,026 / 34.74%	\$76,456 / 9.32%	\$69,011 / 8.41%	\$125,425 / 15.29%	0 / 0%	\$14,134 / 1.72%	0 / 0%
N	0	0 / 0%	0 / 0%	0 / 0%	0 / 0%	0 / 0%	0 / 0%	0 / 0%
S	***	0 / 0%	0 / 0%	0 / 0%	0 / 0%	0 / 0%	0 / 0%	0 / 0%
-TC	\$8,460	0 / 0%	0 / 0%	0 / 0%	0 / 0%	0 / 0%	0 / 0%	0 / 0%
-I	0	0 / 0%	0 / 0%	0 / 0%	0 / 0%	0 / 0%	0 / 0%	0 / 0%
	\$811,937	\$285,026 / 34.74%	\$76,456 / 9.32%	\$69,011 / 8.41%	\$125,425 / 15.29%	0 / 0%	\$14,134 / 1.72%	0 / 0%

*** DOLLARS REPORTED BUT NOT SHOWN IN THESE COLUMNS. T=TREASURY, N=NON-TREASURY, S=SUBCONTRACTOR FUNDS & PROCUREMENT CARD HUB PURCHASES, TC=TERM CONTRACT, I= INTER GOVERNMENT



TEXAS HISTORICALLY UNDERUTILIZED BUSINESS (HUB) SEMI-ANNUAL REPORT RECEIVED FOR FISCAL YEAR 2025

SECTION VII - STATE AGENCY EXPENDITURE DATA

FUND TYPE	TOTAL EXPENDITURE	TOTAL SPENT WITH HUBS AMOUNT / %	BLACK AMOUNT / %	HISPANIC AMOUNT / %	WOMAN AMOUNT / %	ASIAN PACIFIC AMOUNT / %	NATIVE AMERICAN AMOUNT / %	SERVICE-DISABLED VETERAN AMOUNT / %
503 - TEXAS MEDICAL BOARD - Statewide Grand Total Expenditures								
T	\$1,943,187	\$302,600 / 15.57%	\$84,813 / 4.36%	\$69,567 / 3.58%	\$133,557 / 6.87%	0 / 0%	\$14,663 / 0.75%	0 / 0%
N	0	0 / 0%	0 / 0%	0 / 0%	0 / 0%	0 / 0%	0 / 0%	0 / 0%
S	***	0 / 0%	0 / 0%	0 / 0%	0 / 0%	0 / 0%	0 / 0%	0 / 0%
-TC	\$8,460	0 / 0%	0 / 0%	0 / 0%	0 / 0%	0 / 0%	0 / 0%	0 / 0%
-I	0	0 / 0%	0 / 0%	0 / 0%	0 / 0%	0 / 0%	0 / 0%	0 / 0%
	\$1,934,728	\$302,600 / 15.57%	\$84,813 / 4.36%	\$69,567 / 3.58%	\$133,557 / 6.87%	0 / 0%	\$14,663 / 0.75%	0 / 0%

*** DOLLARS REPORTED BUT NOT SHOWN IN THESE COLUMNS. T=TREASURY, N=NON-TREASURY, S=SUBCONTRACTOR FUNDS & PROCUREMENT CARD HUB PURCHASES, TC=TERM CONTRACT, I= INTER GOVERNMENTAL



TEXAS HISTORICALLY UNDERUTILIZED BUSINESS (HUB) SEMI-ANNUAL REPORT RECEIVED FOR FISCAL YEAR 2025

SECTION VII - STATE AGENCY EXPENDITURE DATA

FUND TYPE	TOTAL EXPENDITURE	TOTAL SPENT WITH HUBS AMOUNT / %	BLACK AMOUNT / %	HISPANIC AMOUNT / %	WOMAN AMOUNT / %	ASIAN PACIFIC AMOUNT / %	NATIVE AMERICAN AMOUNT / %	SERVICE-DISABLED VETERAN AMOUNT / %
-----------	-------------------	----------------------------------	------------------	---------------------	------------------	--------------------------	----------------------------	-------------------------------------

504 - TX STATE BOARD OF DENTAL EXAMINERS - HEAVY CONSTRUCTION UNADJUSTED GOAL IS 11.2%

T	0	0 / 0%	0 / 0%	0 / 0%	0 / 0%	0 / 0%	0 / 0%	0 / 0%
N	0	0 / 0%	0 / 0%	0 / 0%	0 / 0%	0 / 0%	0 / 0%	0 / 0%
S	***	0 / 0%	0 / 0%	0 / 0%	0 / 0%	0 / 0%	0 / 0%	0 / 0%
-TC	0	0 / 0%	0 / 0%	0 / 0%	0 / 0%	0 / 0%	0 / 0%	0 / 0%
-I	0	0 / 0%	0 / 0%	0 / 0%	0 / 0%	0 / 0%	0 / 0%	0 / 0%
	0	0 / 0%	0 / 0%	0 / 0%	0 / 0%	0 / 0%	0 / 0%	0 / 0%

504 - TX STATE BOARD OF DENTAL EXAMINERS - BUILDING CONSTRUCTION UNADJUSTED GOAL IS 21.1%

T	0	0 / 0%	0 / 0%	0 / 0%	0 / 0%	0 / 0%	0 / 0%	0 / 0%
N	0	0 / 0%	0 / 0%	0 / 0%	0 / 0%	0 / 0%	0 / 0%	0 / 0%
S	***	0 / 0%	0 / 0%	0 / 0%	0 / 0%	0 / 0%	0 / 0%	0 / 0%
-TC	0	0 / 0%	0 / 0%	0 / 0%	0 / 0%	0 / 0%	0 / 0%	0 / 0%
-I	0	0 / 0%	0 / 0%	0 / 0%	0 / 0%	0 / 0%	0 / 0%	0 / 0%
	0	0 / 0%	0 / 0%	0 / 0%	0 / 0%	0 / 0%	0 / 0%	0 / 0%

504 - TX STATE BOARD OF DENTAL EXAMINERS - SPECIAL TRADE UNADJUSTED GOAL IS 32.9%

T	0	0 / 0%	0 / 0%	0 / 0%	0 / 0%	0 / 0%	0 / 0%	0 / 0%
N	0	0 / 0%	0 / 0%	0 / 0%	0 / 0%	0 / 0%	0 / 0%	0 / 0%
S	***	0 / 0%	0 / 0%	0 / 0%	0 / 0%	0 / 0%	0 / 0%	0 / 0%
-TC	0	0 / 0%	0 / 0%	0 / 0%	0 / 0%	0 / 0%	0 / 0%	0 / 0%
-I	0	0 / 0%	0 / 0%	0 / 0%	0 / 0%	0 / 0%	0 / 0%	0 / 0%
	0	0 / 0%	0 / 0%	0 / 0%	0 / 0%	0 / 0%	0 / 0%	0 / 0%

*** DOLLARS REPORTED BUT NOT SHOWN IN THESE COLUMNS. T=TREASURY, N=NON-TREASURY, S=SUBCONTRACTOR FUNDS & PROCUREMENT CARD HUB PURCHASES, TC=TERM CONTRACT, I= INTER GOVERNMENTAL



TEXAS HISTORICALLY UNDERUTILIZED BUSINESS (HUB) SEMI-ANNUAL REPORT RECEIVED FOR FISCAL YEAR 2025

SECTION VII - STATE AGENCY EXPENDITURE DATA

FUND TYPE	TOTAL EXPENDITURE	TOTAL SPENT WITH HUBS AMOUNT / %	BLACK AMOUNT / %	HISPANIC AMOUNT / %	WOMAN AMOUNT / %	ASIAN PACIFIC AMOUNT / %	NATIVE AMERICAN AMOUNT / %	SERVICE-DISABLED VETERAN AMOUNT / %
504 - TX STATE BOARD OF DENTAL EXAMINERS - PROFESSIONAL SERVICES UNADJUSTED GOAL IS 23.7%								
T	0	0 / 0%	0 / 0%	0 / 0%	0 / 0%	0 / 0%	0 / 0%	0 / 0%
N	0	0 / 0%	0 / 0%	0 / 0%	0 / 0%	0 / 0%	0 / 0%	0 / 0%
S	***	0 / 0%	0 / 0%	0 / 0%	0 / 0%	0 / 0%	0 / 0%	0 / 0%
-TC	0	0 / 0%	0 / 0%	0 / 0%	0 / 0%	0 / 0%	0 / 0%	0 / 0%
-I	0	0 / 0%	0 / 0%	0 / 0%	0 / 0%	0 / 0%	0 / 0%	0 / 0%
	0	0 / 0%	0 / 0%	0 / 0%	0 / 0%	0 / 0%	0 / 0%	0 / 0%

504 - TX STATE BOARD OF DENTAL EXAMINERS - OTHER SERVICES UNADJUSTED GOAL IS 26%

T	\$236,200	\$7,735 / 3.27%	\$113 / 0.05%	0 / 0%	\$7,622 / 3.23%	0 / 0%	0 / 0%	0 / 0%
N	0	0 / 0%	0 / 0%	0 / 0%	0 / 0%	0 / 0%	0 / 0%	0 / 0%
S	***	0 / 0%	0 / 0%	0 / 0%	0 / 0%	0 / 0%	0 / 0%	0 / 0%
-TC	\$808	0 / 0%	0 / 0%	0 / 0%	0 / 0%	0 / 0%	0 / 0%	0 / 0%
-I	0	0 / 0%	0 / 0%	0 / 0%	0 / 0%	0 / 0%	0 / 0%	0 / 0%
	\$235,391	\$7,735 / 3.27%	\$113 / 0.05%	0 / 0%	\$7,622 / 3.23%	0 / 0%	0 / 0%	0 / 0%

504 - TX STATE BOARD OF DENTAL EXAMINERS - COMMODITY PURCHASING UNADJUSTED GOAL IS 21.1%

T	\$68,289	\$2,785 / 4.08%	\$1,741 / 2.55%	0 / 0%	\$1,044 / 1.53%	0 / 0%	0 / 0%	0 / 0%
N	0	0 / 0%	0 / 0%	0 / 0%	0 / 0%	0 / 0%	0 / 0%	0 / 0%
S	***	0 / 0%	0 / 0%	0 / 0%	0 / 0%	0 / 0%	0 / 0%	0 / 0%
-TC	\$41	0 / 0%	0 / 0%	0 / 0%	0 / 0%	0 / 0%	0 / 0%	0 / 0%
-I	0	0 / 0%	0 / 0%	0 / 0%	0 / 0%	0 / 0%	0 / 0%	0 / 0%
	\$68,248	\$2,785 / 4.08%	\$1,741 / 2.55%	0 / 0%	\$1,044 / 1.53%	0 / 0%	0 / 0%	0 / 0%

*** DOLLARS REPORTED BUT NOT SHOWN IN THESE COLUMNS. T=TREASURY, N=NON-TREASURY, S=SUBCONTRACTOR FUNDS & PROCUREMENT CARD HUB PURCHASES, TC=TERM CONTRACT, I= INTER GOVERNMENT



TEXAS HISTORICALLY UNDERUTILIZED BUSINESS (HUB) SEMI-ANNUAL REPORT RECEIVED FOR FISCAL YEAR 2025

SECTION VII - STATE AGENCY EXPENDITURE DATA

FUND TYPE	TOTAL EXPENDITURE	TOTAL SPENT WITH HUBS AMOUNT / %	BLACK AMOUNT / %	HISPANIC AMOUNT / %	WOMAN AMOUNT / %	ASIAN PACIFIC AMOUNT / %	NATIVE AMERICAN AMOUNT / %	SERVICE-DISABLED VETERAN AMOUNT / %
504 - TX STATE BOARD OF DENTAL EXAMINERS - Statewide Grand Total Expenditures								
T	\$304,489	\$10,520 / 3.45%	\$1,854 / 0.61%	0 / 0%	\$8,666 / 2.85%	0 / 0%	0 / 0%	0 / 0%
N	0	0 / 0%	0 / 0%	0 / 0%	0 / 0%	0 / 0%	0 / 0%	0 / 0%
S	***	0 / 0%	0 / 0%	0 / 0%	0 / 0%	0 / 0%	0 / 0%	0 / 0%
-TC	\$850	0 / 0%	0 / 0%	0 / 0%	0 / 0%	0 / 0%	0 / 0%	0 / 0%
-I	0	0 / 0%	0 / 0%	0 / 0%	0 / 0%	0 / 0%	0 / 0%	0 / 0%
	\$303,639	\$10,520 / 3.45%	\$1,854 / 0.61%	0 / 0%	\$8,666 / 2.85%	0 / 0%	0 / 0%	0 / 0%

*** DOLLARS REPORTED BUT NOT SHOWN IN THESE COLUMNS. T=TREASURY, N=NON-TREASURY, S=SUBCONTRACTOR FUNDS & PROCUREMENT CARD HUB PURCHASES, TC=TERM CONTRACT, I= INTER GOVERNMENTAL



TEXAS HISTORICALLY UNDERUTILIZED BUSINESS (HUB) SEMI-ANNUAL REPORT RECEIVED FOR FISCAL YEAR 2025

SECTION VII - STATE AGENCY EXPENDITURE DATA

FUND TYPE	TOTAL EXPENDITURE	TOTAL SPENT WITH HUBS AMOUNT / %	BLACK AMOUNT / %	HISPANIC AMOUNT / %	WOMAN AMOUNT / %	ASIAN PACIFIC AMOUNT / %	NATIVE AMERICAN AMOUNT / %	SERVICE- DISABLED VETERAN AMOUNT / %
-----------	-------------------	-------------------------------------	---------------------	------------------------	---------------------	--------------------------------	----------------------------------	---

506 - UT MD ANDERSON CANCER CENTER - HEAVY CONSTRUCTION UNADJUSTED GOAL IS 11.2%

T	0	0 / 0%	0 / 0%	0 / 0%	0 / 0%	0 / 0%	0 / 0%	0 / 0%
N	0	0 / 0%	0 / 0%	0 / 0%	0 / 0%	0 / 0%	0 / 0%	0 / 0%
S	***	0 / 0%	0 / 0%	0 / 0%	0 / 0%	0 / 0%	0 / 0%	0 / 0%
-TC	0	0 / 0%	0 / 0%	0 / 0%	0 / 0%	0 / 0%	0 / 0%	0 / 0%
-I	0	0 / 0%	0 / 0%	0 / 0%	0 / 0%	0 / 0%	0 / 0%	0 / 0%
	0	0 / 0%	0 / 0%	0 / 0%	0 / 0%	0 / 0%	0 / 0%	0 / 0%

506 - UT MD ANDERSON CANCER CENTER - BUILDING CONSTRUCTION UNADJUSTED GOAL IS 21.1%

T	0	0 / 0%	0 / 0%	0 / 0%	0 / 0%	0 / 0%	0 / 0%	0 / 0%
N	\$270,261,246	\$507,601 / 0.19%	\$507,601 / 0.19%	0 / 0%	0 / 0%	0 / 0%	0 / 0%	0 / 0%
S	***	\$43,287,258 / 16.02%	\$3,953,467 / 1.46%	\$20,028,468 / 7.41%	\$18,976,585 / 7.02%	\$292,970 / 0.11%	\$35,767 / 0.01%	0 / 0%
-TC	0	0 / 0%	0 / 0%	0 / 0%	0 / 0%	0 / 0%	0 / 0%	0 / 0%
-I	0	0 / 0%	0 / 0%	0 / 0%	0 / 0%	0 / 0%	0 / 0%	0 / 0%
	\$270,261,246	\$43,794,859 / 16.20%	\$4,461,069 / 1.65%	\$20,028,468 / 7.41%	\$18,976,585 / 7.02%	\$292,970 / 0.11%	\$35,767 / 0.01%	0 / 0%

506 - UT MD ANDERSON CANCER CENTER - SPECIAL TRADE UNADJUSTED GOAL IS 32.9%

T	0	0 / 0%	0 / 0%	0 / 0%	0 / 0%	0 / 0%	0 / 0%	0 / 0%
N	\$16,955,018	\$1,075,439 / 6.34%	\$435,222 / 2.57%	\$77,135 / 0.45%	\$378,297 / 2.23%	\$55,046 / 0.32%	\$129,740 / 0.77%	0 / 0%
S	***	\$2,031,467 / 14.01%	\$268,721 / 1.85%	\$1,206,600 / 8.32%	\$53,711 / 0.37%	\$502,435 / 3.46%	0 / 0%	0 / 0%
-TC	0	0 / 0%	0 / 0%	0 / 0%	0 / 0%	0 / 0%	0 / 0%	0 / 0%
-I	0	0 / 0%	0 / 0%	0 / 0%	0 / 0%	0 / 0%	0 / 0%	0 / 0%
	\$16,955,018	\$3,106,906 / 20.35%	\$703,943 / 4.42%	\$1,283,735 / 8.78%	\$432,008 / 2.60%	\$557,481 / 3.79%	\$129,740 / 0.77%	0 / 0%

*** DOLLARS REPORTED BUT NOT SHOWN IN THESE COLUMNS. T=TREASURY, N=NON-TREASURY, S=SUBCONTRACTOR FUNDS & PROCUREMENT CARD HUB PURCHASES, TC=TERM CONTRACT, I= INTER GOVERNMENT



TEXAS HISTORICALLY UNDERUTILIZED BUSINESS (HUB) SEMI-ANNUAL REPORT RECEIVED FOR FISCAL YEAR 2025

SECTION VII - STATE AGENCY EXPENDITURE DATA

FUND TYPE	TOTAL EXPENDITURE	TOTAL SPENT WITH HUBS AMOUNT / %	BLACK AMOUNT / %	HISPANIC AMOUNT / %	WOMAN AMOUNT / %	ASIAN PACIFIC AMOUNT / %	NATIVE AMERICAN AMOUNT / %	SERVICE-DISABLED VETERAN AMOUNT / %
-----------	-------------------	----------------------------------	------------------	---------------------	------------------	--------------------------	----------------------------	-------------------------------------

506 - UT MD ANDERSON CANCER CENTER - PROFESSIONAL SERVICES UNADJUSTED GOAL IS 23.7%

T	0	0 / 0%	0 / 0%	0 / 0%	0 / 0%	0 / 0%	0 / 0%	0 / 0%
N	\$10,706,503	\$210,136 / 1.96%	0 / 0%	\$26,667 / 0.25%	\$133,850 / 1.25%	\$49,619 / 0.46%	0 / 0%	0 / 0%
S	***	\$825,640 / 7.71%	0 / 0%	\$398,407 / 3.72%	\$409,359 / 3.82%	\$17,875 / 0.17%	0 / 0%	0 / 0%
-TC	0	0 / 0%	0 / 0%	0 / 0%	0 / 0%	0 / 0%	0 / 0%	0 / 0%
-I	0	0 / 0%	0 / 0%	0 / 0%	0 / 0%	0 / 0%	0 / 0%	0 / 0%
	\$10,706,503	\$1,035,776 / 9.68%	0 / 0%	\$425,073 / 3.97%	\$543,209 / 5.07%	\$67,494 / 0.63%	0 / 0%	0 / 0%

506 - UT MD ANDERSON CANCER CENTER - OTHER SERVICES UNADJUSTED GOAL IS 26%

T	0	0 / 0%	0 / 0%	0 / 0%	0 / 0%	0 / 0%	0 / 0%	0 / 0%
N	\$204,212,288	\$16,284,722 / 7.97%	\$364,558 / 0.18%	\$9,176,349 / 4.49%	\$5,164,199 / 2.53%	\$1,340,907 / 0.66%	0 / 0%	\$238,709 / 0.12%
S	***	\$4,089,851 / 5.91%	\$155,738 / 0.22%	\$312,245 / 0.45%	\$3,347,940 / 4.83%	\$273,929 / 0.40%	0 / 0%	0 / 0%
-TC	0	0 / 0%	0 / 0%	0 / 0%	0 / 0%	0 / 0%	0 / 0%	0 / 0%
-I	0	0 / 0%	0 / 0%	0 / 0%	0 / 0%	0 / 0%	0 / 0%	0 / 0%
	\$204,212,288	\$20,374,574 / 13.88%	\$520,296 / 0.40%	\$9,488,594 / 4.94%	\$8,512,139 / 7.36%	\$1,614,836 / 1.05%	0 / 0%	\$238,709 / 0.12%

506 - UT MD ANDERSON CANCER CENTER - COMMODITY PURCHASING UNADJUSTED GOAL IS 21.1%

T	0	0 / 0%	0 / 0%	0 / 0%	0 / 0%	0 / 0%	0 / 0%	0 / 0%
N	\$1,168,444,532	\$38,430,285 / 3.29%	\$16,973,935 / 1.45%	\$13,495,918 / 1.16%	\$4,374,134 / 0.37%	\$343,633 / 0.03%	\$622,137 / 0.05%	\$2,620,530 / 0.22%
S	***	\$498,583 / 1.41%	0 / 0%	\$1,850 / 0.01%	\$81,182 / 0.23%	0 / 0%	\$415,551 / 1.17%	0 / 0%
-TC	0	0 / 0%	0 / 0%	0 / 0%	0 / 0%	0 / 0%	0 / 0%	0 / 0%
-I	0	0 / 0%	0 / 0%	0 / 0%	0 / 0%	0 / 0%	0 / 0%	0 / 0%
	\$1,168,444,532	\$38,928,868 / 4.70%	\$16,973,935 / 1.45%	\$13,497,767 / 1.16%	\$4,455,316 / 0.60%	\$343,633 / 0.03%	\$1,037,688 / 1.23%	\$2,620,530 / 0.22%

*** DOLLARS REPORTED BUT NOT SHOWN IN THESE COLUMNS. T=TREASURY, N=NON-TREASURY, S=SUBCONTRACTOR FUNDS & PROCUREMENT CARD HUB PURCHASES, TC=TERM CONTRACT, I= INTER GOVERNMENTAL



TEXAS HISTORICALLY UNDERUTILIZED BUSINESS (HUB) SEMI-ANNUAL REPORT RECEIVED FOR FISCAL YEAR 2025

SECTION VII - STATE AGENCY EXPENDITURE DATA

FUND TYPE	TOTAL EXPENDITURE	TOTAL SPENT WITH HUBS AMOUNT / %	BLACK AMOUNT / %	HISPANIC AMOUNT / %	WOMAN AMOUNT / %	ASIAN PACIFIC AMOUNT / %	NATIVE AMERICAN AMOUNT / %	SERVICE-DISABLED VETERAN AMOUNT / %
506 - UT MD ANDERSON CANCER CENTER - Statewide Grand Total Expenditures								
T	0	0 / 0%	0 / 0%	0 / 0%	0 / 0%	0 / 0%	0 / 0%	0 / 0%
N	\$1,670,579,586	\$56,508,184 / 3.38%	\$18,281,316 / 1.09%	\$22,776,068 / 1.36%	\$10,050,480 / 0.60%	\$1,789,205 / 0.11%	\$751,877 / 0.05%	\$2,859,239 / 0.17%
S	***	\$50,732,800 / 12.68%	\$4,377,926 / 1.09%	\$21,947,569 / 5.49%	\$22,868,777 / 5.72%	\$1,087,209 / 0.27%	\$451,318 / 0.11%	0 / 0%
-TC	0	0 / 0%	0 / 0%	0 / 0%	0 / 0%	0 / 0%	0 / 0%	0 / 0%
-I	0	0 / 0%	0 / 0%	0 / 0%	0 / 0%	0 / 0%	0 / 0%	0 / 0%
	\$1,670,579,586	\$107,240,983 / 16.06%	\$22,659,242 / 2.19%	\$44,723,637 / 6.85%	\$32,919,256 / 6.32%	\$2,876,414 / 0.38%	\$1,203,195 / 0.16%	\$2,859,239 / 0.17%

*** DOLLARS REPORTED BUT NOT SHOWN IN THESE COLUMNS. T=TREASURY, N=NON-TREASURY, S=SUBCONTRACTOR FUNDS & PROCUREMENT CARD HUB PURCHASES, TC=TERM CONTRACT, I= INTER GOVERNMENTAL



TEXAS HISTORICALLY UNDERUTILIZED BUSINESS (HUB) SEMI-ANNUAL REPORT RECEIVED FOR FISCAL YEAR 2025

SECTION VII - STATE AGENCY EXPENDITURE DATA

FUND TYPE	TOTAL EXPENDITURE	TOTAL SPENT WITH HUBS AMOUNT / %	BLACK AMOUNT / %	HISPANIC AMOUNT / %	WOMAN AMOUNT / %	ASIAN PACIFIC AMOUNT / %	NATIVE AMERICAN AMOUNT / %	SERVICE-DISABLED VETERAN AMOUNT / %
-----------	-------------------	----------------------------------	------------------	---------------------	------------------	--------------------------	----------------------------	-------------------------------------

507 - TEXAS BOARD OF NURSING - HEAVY CONSTRUCTION UNADJUSTED GOAL IS 11.2%

T	0	0 / 0%	0 / 0%	0 / 0%	0 / 0%	0 / 0%	0 / 0%	0 / 0%
N	0	0 / 0%	0 / 0%	0 / 0%	0 / 0%	0 / 0%	0 / 0%	0 / 0%
S	***	0 / 0%	0 / 0%	0 / 0%	0 / 0%	0 / 0%	0 / 0%	0 / 0%
-TC	0	0 / 0%	0 / 0%	0 / 0%	0 / 0%	0 / 0%	0 / 0%	0 / 0%
-I	0	0 / 0%	0 / 0%	0 / 0%	0 / 0%	0 / 0%	0 / 0%	0 / 0%
	0	0 / 0%	0 / 0%	0 / 0%	0 / 0%	0 / 0%	0 / 0%	0 / 0%

507 - TEXAS BOARD OF NURSING - BUILDING CONSTRUCTION UNADJUSTED GOAL IS 21.1%

T	0	0 / 0%	0 / 0%	0 / 0%	0 / 0%	0 / 0%	0 / 0%	0 / 0%
N	0	0 / 0%	0 / 0%	0 / 0%	0 / 0%	0 / 0%	0 / 0%	0 / 0%
S	***	0 / 0%	0 / 0%	0 / 0%	0 / 0%	0 / 0%	0 / 0%	0 / 0%
-TC	0	0 / 0%	0 / 0%	0 / 0%	0 / 0%	0 / 0%	0 / 0%	0 / 0%
-I	0	0 / 0%	0 / 0%	0 / 0%	0 / 0%	0 / 0%	0 / 0%	0 / 0%
	0	0 / 0%	0 / 0%	0 / 0%	0 / 0%	0 / 0%	0 / 0%	0 / 0%

507 - TEXAS BOARD OF NURSING - SPECIAL TRADE UNADJUSTED GOAL IS 32.9%

T	0	0 / 0%	0 / 0%	0 / 0%	0 / 0%	0 / 0%	0 / 0%	0 / 0%
N	0	0 / 0%	0 / 0%	0 / 0%	0 / 0%	0 / 0%	0 / 0%	0 / 0%
S	***	0 / 0%	0 / 0%	0 / 0%	0 / 0%	0 / 0%	0 / 0%	0 / 0%
-TC	0	0 / 0%	0 / 0%	0 / 0%	0 / 0%	0 / 0%	0 / 0%	0 / 0%
-I	0	0 / 0%	0 / 0%	0 / 0%	0 / 0%	0 / 0%	0 / 0%	0 / 0%
	0	0 / 0%	0 / 0%	0 / 0%	0 / 0%	0 / 0%	0 / 0%	0 / 0%

*** DOLLARS REPORTED BUT NOT SHOWN IN THESE COLUMNS. T=TREASURY, N=NON-TREASURY, S=SUBCONTRACTOR FUNDS & PROCUREMENT CARD HUB PURCHASES, TC=TERM CONTRACT, I= INTER GOVERNMENTAL



TEXAS HISTORICALLY UNDERUTILIZED BUSINESS (HUB) SEMI-ANNUAL REPORT RECEIVED FOR FISCAL YEAR 2025

SECTION VII - STATE AGENCY EXPENDITURE DATA

FUND TYPE	TOTAL EXPENDITURE	TOTAL SPENT WITH HUBS AMOUNT / %	BLACK AMOUNT / %	HISPANIC AMOUNT / %	WOMAN AMOUNT / %	ASIAN PACIFIC AMOUNT / %	NATIVE AMERICAN AMOUNT / %	SERVICE-DISABLED VETERAN AMOUNT / %
-----------	-------------------	----------------------------------	------------------	---------------------	------------------	--------------------------	----------------------------	-------------------------------------

507 - TEXAS BOARD OF NURSING - PROFESSIONAL SERVICES UNADJUSTED GOAL IS 23.7%

T	\$38,325	0 / 0%	0 / 0%	0 / 0%	0 / 0%	0 / 0%	0 / 0%	0 / 0%
N	0	0 / 0%	0 / 0%	0 / 0%	0 / 0%	0 / 0%	0 / 0%	0 / 0%
S	***	0 / 0%	0 / 0%	0 / 0%	0 / 0%	0 / 0%	0 / 0%	0 / 0%
-TC	0	0 / 0%	0 / 0%	0 / 0%	0 / 0%	0 / 0%	0 / 0%	0 / 0%
-I	0	0 / 0%	0 / 0%	0 / 0%	0 / 0%	0 / 0%	0 / 0%	0 / 0%
	\$38,325	0 / 0%	0 / 0%	0 / 0%	0 / 0%	0 / 0%	0 / 0%	0 / 0%

507 - TEXAS BOARD OF NURSING - OTHER SERVICES UNADJUSTED GOAL IS 26%

T	\$901,495	\$484 / 0.05%	0 / 0%	0 / 0%	\$484 / 0.05%	0 / 0%	0 / 0%	0 / 0%
N	0	0 / 0%	0 / 0%	0 / 0%	0 / 0%	0 / 0%	0 / 0%	0 / 0%
S	***	0 / 0%	0 / 0%	0 / 0%	0 / 0%	0 / 0%	0 / 0%	0 / 0%
-TC	\$2,029	\$363 / 17.89%	0 / 0%	0 / 0%	\$363 / 17.89%	0 / 0%	0 / 0%	0 / 0%
-I	0	0 / 0%	0 / 0%	0 / 0%	0 / 0%	0 / 0%	0 / 0%	0 / 0%
	\$899,466	\$121 / 17.94%	0 / 0%	0 / 0%	\$121 / 17.94%	0 / 0%	0 / 0%	0 / 0%

507 - TEXAS BOARD OF NURSING - COMMODITY PURCHASING UNADJUSTED GOAL IS 21.1%

T	\$364,063	\$164,628 / 45.22%	\$142,326 / 39.09%	\$20,449 / 5.62%	\$1,853 / 0.51%	0 / 0%	0 / 0%	0 / 0%
N	0	0 / 0%	0 / 0%	0 / 0%	0 / 0%	0 / 0%	0 / 0%	0 / 0%
S	***	0 / 0%	0 / 0%	0 / 0%	0 / 0%	0 / 0%	0 / 0%	0 / 0%
-TC	\$2,886	0 / 0%	0 / 0%	0 / 0%	0 / 0%	0 / 0%	0 / 0%	0 / 0%
-I	0	0 / 0%	0 / 0%	0 / 0%	0 / 0%	0 / 0%	0 / 0%	0 / 0%
	\$361,177	\$164,628 / 45.22%	\$142,326 / 39.09%	\$20,449 / 5.62%	\$1,853 / 0.51%	0 / 0%	0 / 0%	0 / 0%

*** DOLLARS REPORTED BUT NOT SHOWN IN THESE COLUMNS. T=TREASURY, N=NON-TREASURY, S=SUBCONTRACTOR FUNDS & PROCUREMENT CARD HUB PURCHASES, TC=TERM CONTRACT, I= INTER GOVERNMENTAL



TEXAS HISTORICALLY UNDERUTILIZED BUSINESS (HUB) SEMI-ANNUAL REPORT RECEIVED FOR FISCAL YEAR 2025

SECTION VII - STATE AGENCY EXPENDITURE DATA

FUND TYPE	TOTAL EXPENDITURE	TOTAL SPENT WITH HUBS AMOUNT / %	BLACK AMOUNT / %	HISPANIC AMOUNT / %	WOMAN AMOUNT / %	ASIAN PACIFIC AMOUNT / %	NATIVE AMERICAN AMOUNT / %	SERVICE-DISABLED VETERAN AMOUNT / %
507 - TEXAS BOARD OF NURSING - Statewide Grand Total Expenditures								
T	\$1,303,883	\$165,112 / 12.66%	\$142,326 / 10.92%	\$20,449 / 1.57%	\$2,337 / 0.18%	0 / 0%	0 / 0%	0 / 0%
N	0	0 / 0%	0 / 0%	0 / 0%	0 / 0%	0 / 0%	0 / 0%	0 / 0%
S	***	0 / 0%	0 / 0%	0 / 0%	0 / 0%	0 / 0%	0 / 0%	0 / 0%
-TC	\$4,915	\$363 / 7.39%	0 / 0%	0 / 0%	\$363 / 7.39%	0 / 0%	0 / 0%	0 / 0%
-I	0	0 / 0%	0 / 0%	0 / 0%	0 / 0%	0 / 0%	0 / 0%	0 / 0%
	\$1,298,968	\$164,749 / 20.05%	\$142,326 / 10.92%	\$20,449 / 1.57%	\$1,974 / 7.56%	0 / 0%	0 / 0%	0 / 0%

*** DOLLARS REPORTED BUT NOT SHOWN IN THESE COLUMNS. T=TREASURY, N=NON-TREASURY, S=SUBCONTRACTOR FUNDS & PROCUREMENT CARD HUB PURCHASES, TC=TERM CONTRACT, I= INTER GOVERNMENTAL



TEXAS HISTORICALLY UNDERUTILIZED BUSINESS (HUB) SEMI-ANNUAL REPORT RECEIVED FOR FISCAL YEAR 2025

SECTION VII - STATE AGENCY EXPENDITURE DATA

FUND TYPE	TOTAL EXPENDITURE	TOTAL SPENT WITH HUBS AMOUNT / %	BLACK AMOUNT / %	HISPANIC AMOUNT / %	WOMAN AMOUNT / %	ASIAN PACIFIC AMOUNT / %	NATIVE AMERICAN AMOUNT / %	SERVICE- DISABLED VETERAN AMOUNT / %
-----------	-------------------	-------------------------------------	---------------------	------------------------	---------------------	--------------------------------	----------------------------------	---

508 - BOARD OF CHIROPRACTIC EXAMINERS - HEAVY CONSTRUCTION UNADJUSTED GOAL IS 11.2%

T	0	0 / 0%	0 / 0%	0 / 0%	0 / 0%	0 / 0%	0 / 0%	0 / 0%
N	0	0 / 0%	0 / 0%	0 / 0%	0 / 0%	0 / 0%	0 / 0%	0 / 0%
S	***	0 / 0%	0 / 0%	0 / 0%	0 / 0%	0 / 0%	0 / 0%	0 / 0%
-TC	0	0 / 0%	0 / 0%	0 / 0%	0 / 0%	0 / 0%	0 / 0%	0 / 0%
-I	0	0 / 0%	0 / 0%	0 / 0%	0 / 0%	0 / 0%	0 / 0%	0 / 0%
	0	0 / 0%	0 / 0%	0 / 0%	0 / 0%	0 / 0%	0 / 0%	0 / 0%

508 - BOARD OF CHIROPRACTIC EXAMINERS - BUILDING CONSTRUCTION UNADJUSTED GOAL IS 21.1%

T	0	0 / 0%	0 / 0%	0 / 0%	0 / 0%	0 / 0%	0 / 0%	0 / 0%
N	0	0 / 0%	0 / 0%	0 / 0%	0 / 0%	0 / 0%	0 / 0%	0 / 0%
S	***	0 / 0%	0 / 0%	0 / 0%	0 / 0%	0 / 0%	0 / 0%	0 / 0%
-TC	0	0 / 0%	0 / 0%	0 / 0%	0 / 0%	0 / 0%	0 / 0%	0 / 0%
-I	0	0 / 0%	0 / 0%	0 / 0%	0 / 0%	0 / 0%	0 / 0%	0 / 0%
	0	0 / 0%	0 / 0%	0 / 0%	0 / 0%	0 / 0%	0 / 0%	0 / 0%

508 - BOARD OF CHIROPRACTIC EXAMINERS - SPECIAL TRADE UNADJUSTED GOAL IS 32.9%

T	0	0 / 0%	0 / 0%	0 / 0%	0 / 0%	0 / 0%	0 / 0%	0 / 0%
N	0	0 / 0%	0 / 0%	0 / 0%	0 / 0%	0 / 0%	0 / 0%	0 / 0%
S	***	0 / 0%	0 / 0%	0 / 0%	0 / 0%	0 / 0%	0 / 0%	0 / 0%
-TC	0	0 / 0%	0 / 0%	0 / 0%	0 / 0%	0 / 0%	0 / 0%	0 / 0%
-I	0	0 / 0%	0 / 0%	0 / 0%	0 / 0%	0 / 0%	0 / 0%	0 / 0%
	0	0 / 0%	0 / 0%	0 / 0%	0 / 0%	0 / 0%	0 / 0%	0 / 0%

*** DOLLARS REPORTED BUT NOT SHOWN IN THESE COLUMNS. T=TREASURY, N=NON-TREASURY, S=SUBCONTRACTOR FUNDS & PROCUREMENT CARD HUB PURCHASES, TC=TERM CONTRACT, I= INTER GOVERNMENT



TEXAS HISTORICALLY UNDERUTILIZED BUSINESS (HUB) SEMI-ANNUAL REPORT RECEIVED FOR FISCAL YEAR 2025

SECTION VII - STATE AGENCY EXPENDITURE DATA

FUND TYPE	TOTAL EXPENDITURE	TOTAL SPENT WITH HUBS AMOUNT / %	BLACK AMOUNT / %	HISPANIC AMOUNT / %	WOMAN AMOUNT / %	ASIAN PACIFIC AMOUNT / %	NATIVE AMERICAN AMOUNT / %	SERVICE- DISABLED VETERAN AMOUNT / %
-----------	-------------------	-------------------------------------	---------------------	------------------------	---------------------	--------------------------------	----------------------------------	---

508 - BOARD OF CHIROPRACTIC EXAMINERS - PROFESSIONAL SERVICES UNADJUSTED GOAL IS 23.7%

T	\$7,400	\$7,400 / 100.00%	0 / 0%	0 / 0%	\$7,400 / 100.00%	0 / 0%	0 / 0%	0 / 0%
N	0	0 / 0%	0 / 0%	0 / 0%	0 / 0%	0 / 0%	0 / 0%	0 / 0%
S	***	0 / 0%	0 / 0%	0 / 0%	0 / 0%	0 / 0%	0 / 0%	0 / 0%
-TC	0	0 / 0%	0 / 0%	0 / 0%	0 / 0%	0 / 0%	0 / 0%	0 / 0%
-I	0	0 / 0%	0 / 0%	0 / 0%	0 / 0%	0 / 0%	0 / 0%	0 / 0%
	\$7,400	\$7,400 / 100.00%	0 / 0%	0 / 0%	\$7,400 / 100.00%	0 / 0%	0 / 0%	0 / 0%

508 - BOARD OF CHIROPRACTIC EXAMINERS - OTHER SERVICES UNADJUSTED GOAL IS 26%

T	\$38,814	0 / 0%	0 / 0%	0 / 0%	0 / 0%	0 / 0%	0 / 0%	0 / 0%
N	0	0 / 0%	0 / 0%	0 / 0%	0 / 0%	0 / 0%	0 / 0%	0 / 0%
S	***	0 / 0%	0 / 0%	0 / 0%	0 / 0%	0 / 0%	0 / 0%	0 / 0%
-TC	0	0 / 0%	0 / 0%	0 / 0%	0 / 0%	0 / 0%	0 / 0%	0 / 0%
-I	0	0 / 0%	0 / 0%	0 / 0%	0 / 0%	0 / 0%	0 / 0%	0 / 0%
	\$38,814	0 / 0%	0 / 0%	0 / 0%	0 / 0%	0 / 0%	0 / 0%	0 / 0%

508 - BOARD OF CHIROPRACTIC EXAMINERS - COMMODITY PURCHASING UNADJUSTED GOAL IS 21.1%

T	\$8,575	\$4,056 / 47.31%	0 / 0%	0 / 0%	\$4,056 / 47.31%	0 / 0%	0 / 0%	0 / 0%
N	0	0 / 0%	0 / 0%	0 / 0%	0 / 0%	0 / 0%	0 / 0%	0 / 0%
S	***	0 / 0%	0 / 0%	0 / 0%	0 / 0%	0 / 0%	0 / 0%	0 / 0%
-TC	0	0 / 0%	0 / 0%	0 / 0%	0 / 0%	0 / 0%	0 / 0%	0 / 0%
-I	0	0 / 0%	0 / 0%	0 / 0%	0 / 0%	0 / 0%	0 / 0%	0 / 0%
	\$8,575	\$4,056 / 47.31%	0 / 0%	0 / 0%	\$4,056 / 47.31%	0 / 0%	0 / 0%	0 / 0%

*** DOLLARS REPORTED BUT NOT SHOWN IN THESE COLUMNS. T=TREASURY, N=NON-TREASURY, S=SUBCONTRACTOR FUNDS & PROCUREMENT CARD HUB PURCHASES, TC=TERM CONTRACT, I= INTER GOVERNMENTAL



TEXAS HISTORICALLY UNDERUTILIZED BUSINESS (HUB) SEMI-ANNUAL REPORT RECEIVED FOR FISCAL YEAR 2025

SECTION VII - STATE AGENCY EXPENDITURE DATA

FUND TYPE	TOTAL EXPENDITURE	TOTAL SPENT WITH HUBS AMOUNT / %	BLACK AMOUNT / %	HISPANIC AMOUNT / %	WOMAN AMOUNT / %	ASIAN PACIFIC AMOUNT / %	NATIVE AMERICAN AMOUNT / %	SERVICE-DISABLED VETERAN AMOUNT / %
508 - BOARD OF CHIROPRACTIC EXAMINERS - Statewide Grand Total Expenditures								
T	\$54,789	\$11,456 / 20.91%	0 / 0%	0 / 0%	\$11,456 / 20.91%	0 / 0%	0 / 0%	0 / 0%
N	0	0 / 0%	0 / 0%	0 / 0%	0 / 0%	0 / 0%	0 / 0%	0 / 0%
S	***	0 / 0%	0 / 0%	0 / 0%	0 / 0%	0 / 0%	0 / 0%	0 / 0%
-TC	0	0 / 0%	0 / 0%	0 / 0%	0 / 0%	0 / 0%	0 / 0%	0 / 0%
-I	0	0 / 0%	0 / 0%	0 / 0%	0 / 0%	0 / 0%	0 / 0%	0 / 0%
	\$54,789	\$11,456 / 20.91%	0 / 0%	0 / 0%	\$11,456 / 20.91%	0 / 0%	0 / 0%	0 / 0%

*** DOLLARS REPORTED BUT NOT SHOWN IN THESE COLUMNS. T=TREASURY, N=NON-TREASURY, S=SUBCONTRACTOR FUNDS & PROCUREMENT CARD HUB PURCHASES, TC=TERM CONTRACT, I= INTER GOVERNMENTAL



TEXAS HISTORICALLY UNDERUTILIZED BUSINESS (HUB) SEMI-ANNUAL REPORT RECEIVED FOR FISCAL YEAR 2025

SECTION VII - STATE AGENCY EXPENDITURE DATA

FUND TYPE	TOTAL EXPENDITURE	TOTAL SPENT WITH HUBS AMOUNT / %	BLACK AMOUNT / %	HISPANIC AMOUNT / %	WOMAN AMOUNT / %	ASIAN PACIFIC AMOUNT / %	NATIVE AMERICAN AMOUNT / %	SERVICE-DISABLED VETERAN AMOUNT / %
510 - TEXAS BEHAVIORAL HEALTH EXECUTIVE CO - HEAVY CONSTRUCTION UNADJUSTED GOAL IS 11.2%								
T	0	0 / 0%	0 / 0%	0 / 0%	0 / 0%	0 / 0%	0 / 0%	0 / 0%
N	0	0 / 0%	0 / 0%	0 / 0%	0 / 0%	0 / 0%	0 / 0%	0 / 0%
S	***	0 / 0%	0 / 0%	0 / 0%	0 / 0%	0 / 0%	0 / 0%	0 / 0%
-TC	0	0 / 0%	0 / 0%	0 / 0%	0 / 0%	0 / 0%	0 / 0%	0 / 0%
-I	0	0 / 0%	0 / 0%	0 / 0%	0 / 0%	0 / 0%	0 / 0%	0 / 0%
	0	0 / 0%	0 / 0%	0 / 0%	0 / 0%	0 / 0%	0 / 0%	0 / 0%

510 - TEXAS BEHAVIORAL HEALTH EXECUTIVE CO - BUILDING CONSTRUCTION UNADJUSTED GOAL IS 21.1%

T	0	0 / 0%	0 / 0%	0 / 0%	0 / 0%	0 / 0%	0 / 0%	0 / 0%
N	0	0 / 0%	0 / 0%	0 / 0%	0 / 0%	0 / 0%	0 / 0%	0 / 0%
S	***	0 / 0%	0 / 0%	0 / 0%	0 / 0%	0 / 0%	0 / 0%	0 / 0%
-TC	0	0 / 0%	0 / 0%	0 / 0%	0 / 0%	0 / 0%	0 / 0%	0 / 0%
-I	0	0 / 0%	0 / 0%	0 / 0%	0 / 0%	0 / 0%	0 / 0%	0 / 0%
	0	0 / 0%	0 / 0%	0 / 0%	0 / 0%	0 / 0%	0 / 0%	0 / 0%

510 - TEXAS BEHAVIORAL HEALTH EXECUTIVE CO - SPECIAL TRADE UNADJUSTED GOAL IS 32.9%

T	0	0 / 0%	0 / 0%	0 / 0%	0 / 0%	0 / 0%	0 / 0%	0 / 0%
N	0	0 / 0%	0 / 0%	0 / 0%	0 / 0%	0 / 0%	0 / 0%	0 / 0%
S	***	0 / 0%	0 / 0%	0 / 0%	0 / 0%	0 / 0%	0 / 0%	0 / 0%
-TC	0	0 / 0%	0 / 0%	0 / 0%	0 / 0%	0 / 0%	0 / 0%	0 / 0%
-I	0	0 / 0%	0 / 0%	0 / 0%	0 / 0%	0 / 0%	0 / 0%	0 / 0%
	0	0 / 0%	0 / 0%	0 / 0%	0 / 0%	0 / 0%	0 / 0%	0 / 0%

*** DOLLARS REPORTED BUT NOT SHOWN IN THESE COLUMNS. T=TREASURY, N=NON-TREASURY, S=SUBCONTRACTOR FUNDS & PROCUREMENT CARD HUB PURCHASES, TC=TERM CONTRACT, I= INTER GOVERNMENT



TEXAS HISTORICALLY UNDERUTILIZED BUSINESS (HUB) SEMI-ANNUAL REPORT RECEIVED FOR FISCAL YEAR 2025

SECTION VII - STATE AGENCY EXPENDITURE DATA

FUND TYPE	TOTAL EXPENDITURE	TOTAL SPENT WITH HUBS AMOUNT / %	BLACK AMOUNT / %	HISPANIC AMOUNT / %	WOMAN AMOUNT / %	ASIAN PACIFIC AMOUNT / %	NATIVE AMERICAN AMOUNT / %	SERVICE- DISABLED VETERAN AMOUNT / %
-----------	-------------------	-------------------------------------	---------------------	------------------------	---------------------	--------------------------------	----------------------------------	---

510 - TEXAS BEHAVIORAL HEALTH EXECUTIVE CO - PROFESSIONAL SERVICES UNADJUSTED GOAL IS 23.7%

T	0	0 / 0%	0 / 0%	0 / 0%	0 / 0%	0 / 0%	0 / 0%	0 / 0%
N	0	0 / 0%	0 / 0%	0 / 0%	0 / 0%	0 / 0%	0 / 0%	0 / 0%
S	***	0 / 0%	0 / 0%	0 / 0%	0 / 0%	0 / 0%	0 / 0%	0 / 0%
-TC	0	0 / 0%	0 / 0%	0 / 0%	0 / 0%	0 / 0%	0 / 0%	0 / 0%
-I	0	0 / 0%	0 / 0%	0 / 0%	0 / 0%	0 / 0%	0 / 0%	0 / 0%
	0	0 / 0%	0 / 0%	0 / 0%	0 / 0%	0 / 0%	0 / 0%	0 / 0%

510 - TEXAS BEHAVIORAL HEALTH EXECUTIVE CO - OTHER SERVICES UNADJUSTED GOAL IS 26%

T	\$435,064	0 / 0%	0 / 0%	0 / 0%	0 / 0%	0 / 0%	0 / 0%	0 / 0%
N	0	0 / 0%	0 / 0%	0 / 0%	0 / 0%	0 / 0%	0 / 0%	0 / 0%
S	***	0 / 0%	0 / 0%	0 / 0%	0 / 0%	0 / 0%	0 / 0%	0 / 0%
-TC	0	0 / 0%	0 / 0%	0 / 0%	0 / 0%	0 / 0%	0 / 0%	0 / 0%
-I	0	0 / 0%	0 / 0%	0 / 0%	0 / 0%	0 / 0%	0 / 0%	0 / 0%
	\$435,064	0 / 0%	0 / 0%	0 / 0%	0 / 0%	0 / 0%	0 / 0%	0 / 0%

510 - TEXAS BEHAVIORAL HEALTH EXECUTIVE CO - COMMODITY PURCHASING UNADJUSTED GOAL IS 21.1%

T	\$87,681	\$1,319 / 1.50%	0 / 0%	0 / 0%	\$1,319 / 1.50%	0 / 0%	0 / 0%	0 / 0%
N	0	0 / 0%	0 / 0%	0 / 0%	0 / 0%	0 / 0%	0 / 0%	0 / 0%
S	***	0 / 0%	0 / 0%	0 / 0%	0 / 0%	0 / 0%	0 / 0%	0 / 0%
-TC	\$7,372	\$16 / 0.21%	0 / 0%	0 / 0%	\$16 / 0.21%	0 / 0%	0 / 0%	0 / 0%
-I	0	0 / 0%	0 / 0%	0 / 0%	0 / 0%	0 / 0%	0 / 0%	0 / 0%
	\$80,309	\$1,303 / 1.72%	0 / 0%	0 / 0%	\$1,303 / 1.72%	0 / 0%	0 / 0%	0 / 0%

*** DOLLARS REPORTED BUT NOT SHOWN IN THESE COLUMNS. T=TREASURY, N=NON-TREASURY, S=SUBCONTRACTOR FUNDS & PROCUREMENT CARD HUB PURCHASES, TC=TERM CONTRACT, I= INTER GOVERNMENT



TEXAS HISTORICALLY UNDERUTILIZED BUSINESS (HUB) SEMI-ANNUAL REPORT RECEIVED FOR FISCAL YEAR 2025

SECTION VII - STATE AGENCY EXPENDITURE DATA

FUND TYPE	TOTAL EXPENDITURE	TOTAL SPENT WITH HUBS AMOUNT / %	BLACK AMOUNT / %	HISPANIC AMOUNT / %	WOMAN AMOUNT / %	ASIAN PACIFIC AMOUNT / %	NATIVE AMERICAN AMOUNT / %	SERVICE-DISABLED VETERAN AMOUNT / %
510 - TEXAS BEHAVIORAL HEALTH EXECUTIVE CO - Statewide Grand Total Expenditures								
T	\$522,745	\$1,319 / 0.25%	0 / 0%	0 / 0%	\$1,319 / 0.25%	0 / 0%	0 / 0%	0 / 0%
N	0	0 / 0%	0 / 0%	0 / 0%	0 / 0%	0 / 0%	0 / 0%	0 / 0%
S	***	0 / 0%	0 / 0%	0 / 0%	0 / 0%	0 / 0%	0 / 0%	0 / 0%
-TC	\$7,372	\$16 / 0.21%	0 / 0%	0 / 0%	\$16 / 0.21%	0 / 0%	0 / 0%	0 / 0%
-I	0	0 / 0%	0 / 0%	0 / 0%	0 / 0%	0 / 0%	0 / 0%	0 / 0%
	\$515,373	\$1,303 / 0.47%	0 / 0%	0 / 0%	\$1,303 / 0.47%	0 / 0%	0 / 0%	0 / 0%

*** DOLLARS REPORTED BUT NOT SHOWN IN THESE COLUMNS. T=TREASURY, N=NON-TREASURY, S=SUBCONTRACTOR FUNDS & PROCUREMENT CARD HUB PURCHASES, TC=TERM CONTRACT, I= INTER GOVERNMENTAL



TEXAS HISTORICALLY UNDERUTILIZED BUSINESS (HUB) SEMI-ANNUAL REPORT RECEIVED FOR FISCAL YEAR 2025

SECTION VII - STATE AGENCY EXPENDITURE DATA

FUND TYPE	TOTAL EXPENDITURE	TOTAL SPENT WITH HUBS AMOUNT / %	BLACK AMOUNT / %	HISPANIC AMOUNT / %	WOMAN AMOUNT / %	ASIAN PACIFIC AMOUNT / %	NATIVE AMERICAN AMOUNT / %	SERVICE-DISABLED VETERAN AMOUNT / %
-----------	-------------------	----------------------------------	------------------	---------------------	------------------	--------------------------	----------------------------	-------------------------------------

513 - TEXAS FUNERAL SERVICE COMMISSION - HEAVY CONSTRUCTION UNADJUSTED GOAL IS 11.2%

T	0	0 / 0%	0 / 0%	0 / 0%	0 / 0%	0 / 0%	0 / 0%	0 / 0%
N	0	0 / 0%	0 / 0%	0 / 0%	0 / 0%	0 / 0%	0 / 0%	0 / 0%
S	***	0 / 0%	0 / 0%	0 / 0%	0 / 0%	0 / 0%	0 / 0%	0 / 0%
-TC	0	0 / 0%	0 / 0%	0 / 0%	0 / 0%	0 / 0%	0 / 0%	0 / 0%
-I	0	0 / 0%	0 / 0%	0 / 0%	0 / 0%	0 / 0%	0 / 0%	0 / 0%
	0	0 / 0%	0 / 0%	0 / 0%	0 / 0%	0 / 0%	0 / 0%	0 / 0%

513 - TEXAS FUNERAL SERVICE COMMISSION - BUILDING CONSTRUCTION UNADJUSTED GOAL IS 21.1%

T	0	0 / 0%	0 / 0%	0 / 0%	0 / 0%	0 / 0%	0 / 0%	0 / 0%
N	0	0 / 0%	0 / 0%	0 / 0%	0 / 0%	0 / 0%	0 / 0%	0 / 0%
S	***	0 / 0%	0 / 0%	0 / 0%	0 / 0%	0 / 0%	0 / 0%	0 / 0%
-TC	0	0 / 0%	0 / 0%	0 / 0%	0 / 0%	0 / 0%	0 / 0%	0 / 0%
-I	0	0 / 0%	0 / 0%	0 / 0%	0 / 0%	0 / 0%	0 / 0%	0 / 0%
	0	0 / 0%	0 / 0%	0 / 0%	0 / 0%	0 / 0%	0 / 0%	0 / 0%

513 - TEXAS FUNERAL SERVICE COMMISSION - SPECIAL TRADE UNADJUSTED GOAL IS 32.9%

T	0	0 / 0%	0 / 0%	0 / 0%	0 / 0%	0 / 0%	0 / 0%	0 / 0%
N	0	0 / 0%	0 / 0%	0 / 0%	0 / 0%	0 / 0%	0 / 0%	0 / 0%
S	***	0 / 0%	0 / 0%	0 / 0%	0 / 0%	0 / 0%	0 / 0%	0 / 0%
-TC	0	0 / 0%	0 / 0%	0 / 0%	0 / 0%	0 / 0%	0 / 0%	0 / 0%
-I	0	0 / 0%	0 / 0%	0 / 0%	0 / 0%	0 / 0%	0 / 0%	0 / 0%
	0	0 / 0%	0 / 0%	0 / 0%	0 / 0%	0 / 0%	0 / 0%	0 / 0%

*** DOLLARS REPORTED BUT NOT SHOWN IN THESE COLUMNS. T=TREASURY, N=NON-TREASURY, S=SUBCONTRACTOR FUNDS & PROCUREMENT CARD HUB PURCHASES, TC=TERM CONTRACT, I= INTER GOVERNMENTAL



TEXAS HISTORICALLY UNDERUTILIZED BUSINESS (HUB) SEMI-ANNUAL REPORT RECEIVED FOR FISCAL YEAR 2025

SECTION VII - STATE AGENCY EXPENDITURE DATA

FUND TYPE	TOTAL EXPENDITURE	TOTAL SPENT WITH HUBS AMOUNT / %	BLACK AMOUNT / %	HISPANIC AMOUNT / %	WOMAN AMOUNT / %	ASIAN PACIFIC AMOUNT / %	NATIVE AMERICAN AMOUNT / %	SERVICE-DISABLED VETERAN AMOUNT / %
-----------	-------------------	----------------------------------	------------------	---------------------	------------------	--------------------------	----------------------------	-------------------------------------

513 - TEXAS FUNERAL SERVICE COMMISSION - PROFESSIONAL SERVICES UNADJUSTED GOAL IS 23.7%

T	\$6,460	\$6,460 / 100.00%	0 / 0%	0 / 0%	\$6,460 / 100.00%	0 / 0%	0 / 0%	0 / 0%
N	0	0 / 0%	0 / 0%	0 / 0%	0 / 0%	0 / 0%	0 / 0%	0 / 0%
S	***	0 / 0%	0 / 0%	0 / 0%	0 / 0%	0 / 0%	0 / 0%	0 / 0%
-TC	0	0 / 0%	0 / 0%	0 / 0%	0 / 0%	0 / 0%	0 / 0%	0 / 0%
-I	0	0 / 0%	0 / 0%	0 / 0%	0 / 0%	0 / 0%	0 / 0%	0 / 0%
	\$6,460	\$6,460 / 100.00%	0 / 0%	0 / 0%	\$6,460 / 100.00%	0 / 0%	0 / 0%	0 / 0%

513 - TEXAS FUNERAL SERVICE COMMISSION - OTHER SERVICES UNADJUSTED GOAL IS 26%

T	\$30,320	\$8,869 / 29.25%	0 / 0%	0 / 0%	\$8,869 / 29.25%	0 / 0%	0 / 0%	0 / 0%
N	0	0 / 0%	0 / 0%	0 / 0%	0 / 0%	0 / 0%	0 / 0%	0 / 0%
S	***	0 / 0%	0 / 0%	0 / 0%	0 / 0%	0 / 0%	0 / 0%	0 / 0%
-TC	0	0 / 0%	0 / 0%	0 / 0%	0 / 0%	0 / 0%	0 / 0%	0 / 0%
-I	0	0 / 0%	0 / 0%	0 / 0%	0 / 0%	0 / 0%	0 / 0%	0 / 0%
	\$30,320	\$8,869 / 29.25%	0 / 0%	0 / 0%	\$8,869 / 29.25%	0 / 0%	0 / 0%	0 / 0%

513 - TEXAS FUNERAL SERVICE COMMISSION - COMMODITY PURCHASING UNADJUSTED GOAL IS 21.1%

T	\$26,396	\$8,374 / 31.73%	0 / 0%	0 / 0%	\$8,374 / 31.73%	0 / 0%	0 / 0%	0 / 0%
N	0	0 / 0%	0 / 0%	0 / 0%	0 / 0%	0 / 0%	0 / 0%	0 / 0%
S	***	0 / 0%	0 / 0%	0 / 0%	0 / 0%	0 / 0%	0 / 0%	0 / 0%
-TC	0	0 / 0%	0 / 0%	0 / 0%	0 / 0%	0 / 0%	0 / 0%	0 / 0%
-I	0	0 / 0%	0 / 0%	0 / 0%	0 / 0%	0 / 0%	0 / 0%	0 / 0%
	\$26,396	\$8,374 / 31.73%	0 / 0%	0 / 0%	\$8,374 / 31.73%	0 / 0%	0 / 0%	0 / 0%

*** DOLLARS REPORTED BUT NOT SHOWN IN THESE COLUMNS. T=TREASURY, N=NON-TREASURY, S=SUBCONTRACTOR FUNDS & PROCUREMENT CARD HUB PURCHASES, TC=TERM CONTRACT, I= INTER GOVERNMENTAL



TEXAS HISTORICALLY UNDERUTILIZED BUSINESS (HUB) SEMI-ANNUAL REPORT RECEIVED FOR FISCAL YEAR 2025

SECTION VII - STATE AGENCY EXPENDITURE DATA

FUND TYPE	TOTAL EXPENDITURE	TOTAL SPENT WITH HUBS AMOUNT / %	BLACK AMOUNT / %	HISPANIC AMOUNT / %	WOMAN AMOUNT / %	ASIAN PACIFIC AMOUNT / %	NATIVE AMERICAN AMOUNT / %	SERVICE-DISABLED VETERAN AMOUNT / %
513 - TEXAS FUNERAL SERVICE COMMISSION - Statewide Grand Total Expenditures								
T	\$63,176	\$23,704 / 37.52%	0 / 0%	0 / 0%	\$23,704 / 37.52%	0 / 0%	0 / 0%	0 / 0%
N	0	0 / 0%	0 / 0%	0 / 0%	0 / 0%	0 / 0%	0 / 0%	0 / 0%
S	***	0 / 0%	0 / 0%	0 / 0%	0 / 0%	0 / 0%	0 / 0%	0 / 0%
-TC	0	0 / 0%	0 / 0%	0 / 0%	0 / 0%	0 / 0%	0 / 0%	0 / 0%
-I	0	0 / 0%	0 / 0%	0 / 0%	0 / 0%	0 / 0%	0 / 0%	0 / 0%
	\$63,176	\$23,704 / 37.52%	0 / 0%	0 / 0%	\$23,704 / 37.52%	0 / 0%	0 / 0%	0 / 0%

*** DOLLARS REPORTED BUT NOT SHOWN IN THESE COLUMNS. T=TREASURY, N=NON-TREASURY, S=SUBCONTRACTOR FUNDS & PROCUREMENT CARD HUB PURCHASES, TC=TERM CONTRACT, I= INTER GOVERNMENTAL



TEXAS HISTORICALLY UNDERUTILIZED BUSINESS (HUB) SEMI-ANNUAL REPORT RECEIVED FOR FISCAL YEAR 2025

SECTION VII - STATE AGENCY EXPENDITURE DATA

FUND TYPE	TOTAL EXPENDITURE	TOTAL SPENT WITH HUBS AMOUNT / %	BLACK AMOUNT / %	HISPANIC AMOUNT / %	WOMAN AMOUNT / %	ASIAN PACIFIC AMOUNT / %	NATIVE AMERICAN AMOUNT / %	SERVICE-DISABLED VETERAN AMOUNT / %
-----------	-------------------	----------------------------------	------------------	---------------------	------------------	--------------------------	----------------------------	-------------------------------------

514 - TEXAS OPTOMETRY BOARD - HEAVY CONSTRUCTION UNADJUSTED GOAL IS 11.2%

T	0	0 / 0%	0 / 0%	0 / 0%	0 / 0%	0 / 0%	0 / 0%	0 / 0%
N	0	0 / 0%	0 / 0%	0 / 0%	0 / 0%	0 / 0%	0 / 0%	0 / 0%
S	***	0 / 0%	0 / 0%	0 / 0%	0 / 0%	0 / 0%	0 / 0%	0 / 0%
-TC	0	0 / 0%	0 / 0%	0 / 0%	0 / 0%	0 / 0%	0 / 0%	0 / 0%
-I	0	0 / 0%	0 / 0%	0 / 0%	0 / 0%	0 / 0%	0 / 0%	0 / 0%
	0	0 / 0%	0 / 0%	0 / 0%	0 / 0%	0 / 0%	0 / 0%	0 / 0%

514 - TEXAS OPTOMETRY BOARD - BUILDING CONSTRUCTION UNADJUSTED GOAL IS 21.1%

T	0	0 / 0%	0 / 0%	0 / 0%	0 / 0%	0 / 0%	0 / 0%	0 / 0%
N	0	0 / 0%	0 / 0%	0 / 0%	0 / 0%	0 / 0%	0 / 0%	0 / 0%
S	***	0 / 0%	0 / 0%	0 / 0%	0 / 0%	0 / 0%	0 / 0%	0 / 0%
-TC	0	0 / 0%	0 / 0%	0 / 0%	0 / 0%	0 / 0%	0 / 0%	0 / 0%
-I	0	0 / 0%	0 / 0%	0 / 0%	0 / 0%	0 / 0%	0 / 0%	0 / 0%
	0	0 / 0%	0 / 0%	0 / 0%	0 / 0%	0 / 0%	0 / 0%	0 / 0%

514 - TEXAS OPTOMETRY BOARD - SPECIAL TRADE UNADJUSTED GOAL IS 32.9%

T	0	0 / 0%	0 / 0%	0 / 0%	0 / 0%	0 / 0%	0 / 0%	0 / 0%
N	0	0 / 0%	0 / 0%	0 / 0%	0 / 0%	0 / 0%	0 / 0%	0 / 0%
S	***	0 / 0%	0 / 0%	0 / 0%	0 / 0%	0 / 0%	0 / 0%	0 / 0%
-TC	0	0 / 0%	0 / 0%	0 / 0%	0 / 0%	0 / 0%	0 / 0%	0 / 0%
-I	0	0 / 0%	0 / 0%	0 / 0%	0 / 0%	0 / 0%	0 / 0%	0 / 0%
	0	0 / 0%	0 / 0%	0 / 0%	0 / 0%	0 / 0%	0 / 0%	0 / 0%

*** DOLLARS REPORTED BUT NOT SHOWN IN THESE COLUMNS. T=TREASURY, N=NON-TREASURY, S=SUBCONTRACTOR FUNDS & PROCUREMENT CARD HUB PURCHASES, TC=TERM CONTRACT, I= INTER GOVERNMENTAL



TEXAS HISTORICALLY UNDERUTILIZED BUSINESS (HUB) SEMI-ANNUAL REPORT RECEIVED FOR FISCAL YEAR 2025

SECTION VII - STATE AGENCY EXPENDITURE DATA

FUND TYPE	TOTAL EXPENDITURE	TOTAL SPENT WITH HUBS AMOUNT / %	BLACK AMOUNT / %	HISPANIC AMOUNT / %	WOMAN AMOUNT / %	ASIAN PACIFIC AMOUNT / %	NATIVE AMERICAN AMOUNT / %	SERVICE-DISABLED VETERAN AMOUNT / %
-----------	-------------------	----------------------------------	------------------	---------------------	------------------	--------------------------	----------------------------	-------------------------------------

514 - TEXAS OPTOMETRY BOARD - PROFESSIONAL SERVICES UNADJUSTED GOAL IS 23.7%

T	\$3,480	\$3,480 / 100.00%	0 / 0%	0 / 0%	\$3,480 / 100.00%	0 / 0%	0 / 0%	0 / 0%
N	0	0 / 0%	0 / 0%	0 / 0%	0 / 0%	0 / 0%	0 / 0%	0 / 0%
S	***	0 / 0%	0 / 0%	0 / 0%	0 / 0%	0 / 0%	0 / 0%	0 / 0%
-TC	0	0 / 0%	0 / 0%	0 / 0%	0 / 0%	0 / 0%	0 / 0%	0 / 0%
-I	0	0 / 0%	0 / 0%	0 / 0%	0 / 0%	0 / 0%	0 / 0%	0 / 0%
	\$3,480	\$3,480 / 100.00%	0 / 0%	0 / 0%	\$3,480 / 100.00%	0 / 0%	0 / 0%	0 / 0%

514 - TEXAS OPTOMETRY BOARD - OTHER SERVICES UNADJUSTED GOAL IS 26%

T	\$25,241	0 / 0%	0 / 0%	0 / 0%	0 / 0%	0 / 0%	0 / 0%	0 / 0%
N	0	0 / 0%	0 / 0%	0 / 0%	0 / 0%	0 / 0%	0 / 0%	0 / 0%
S	***	0 / 0%	0 / 0%	0 / 0%	0 / 0%	0 / 0%	0 / 0%	0 / 0%
-TC	\$23,502	0 / 0%	0 / 0%	0 / 0%	0 / 0%	0 / 0%	0 / 0%	0 / 0%
-I	0	0 / 0%	0 / 0%	0 / 0%	0 / 0%	0 / 0%	0 / 0%	0 / 0%
	\$1,739	0 / 0%	0 / 0%	0 / 0%	0 / 0%	0 / 0%	0 / 0%	0 / 0%

514 - TEXAS OPTOMETRY BOARD - COMMODITY PURCHASING UNADJUSTED GOAL IS 21.1%

T	\$1,205	0 / 0%	0 / 0%	0 / 0%	0 / 0%	0 / 0%	0 / 0%	0 / 0%
N	0	0 / 0%	0 / 0%	0 / 0%	0 / 0%	0 / 0%	0 / 0%	0 / 0%
S	***	0 / 0%	0 / 0%	0 / 0%	0 / 0%	0 / 0%	0 / 0%	0 / 0%
-TC	\$896	0 / 0%	0 / 0%	0 / 0%	0 / 0%	0 / 0%	0 / 0%	0 / 0%
-I	0	0 / 0%	0 / 0%	0 / 0%	0 / 0%	0 / 0%	0 / 0%	0 / 0%
	\$309	0 / 0%	0 / 0%	0 / 0%	0 / 0%	0 / 0%	0 / 0%	0 / 0%

*** DOLLARS REPORTED BUT NOT SHOWN IN THESE COLUMNS. T=TREASURY, N=NON-TREASURY, S=SUBCONTRACTOR FUNDS & PROCUREMENT CARD HUB PURCHASES, TC=TERM CONTRACT, I= INTER GOVERNMENTAL



TEXAS HISTORICALLY UNDERUTILIZED BUSINESS (HUB) SEMI-ANNUAL REPORT RECEIVED FOR FISCAL YEAR 2025

SECTION VII - STATE AGENCY EXPENDITURE DATA

FUND TYPE	TOTAL EXPENDITURE	TOTAL SPENT WITH HUBS AMOUNT / %	BLACK AMOUNT / %	HISPANIC AMOUNT / %	WOMAN AMOUNT / %	ASIAN PACIFIC AMOUNT / %	NATIVE AMERICAN AMOUNT / %	SERVICE-DISABLED VETERAN AMOUNT / %
514 - TEXAS OPTOMETRY BOARD - Statewide Grand Total Expenditures								
T	\$29,926	\$3,480 / 11.63%	0 / 0%	0 / 0%	\$3,480 / 11.63%	0 / 0%	0 / 0%	0 / 0%
N	0	0 / 0%	0 / 0%	0 / 0%	0 / 0%	0 / 0%	0 / 0%	0 / 0%
S	***	0 / 0%	0 / 0%	0 / 0%	0 / 0%	0 / 0%	0 / 0%	0 / 0%
-TC	\$24,398	0 / 0%	0 / 0%	0 / 0%	0 / 0%	0 / 0%	0 / 0%	0 / 0%
-I	0	0 / 0%	0 / 0%	0 / 0%	0 / 0%	0 / 0%	0 / 0%	0 / 0%
	\$5,528	\$3,480 / 11.63%	0 / 0%	0 / 0%	\$3,480 / 11.63%	0 / 0%	0 / 0%	0 / 0%

*** DOLLARS REPORTED BUT NOT SHOWN IN THESE COLUMNS. T=TREASURY, N=NON-TREASURY, S=SUBCONTRACTOR FUNDS & PROCUREMENT CARD HUB PURCHASES, TC=TERM CONTRACT, I= INTER GOVERNMENTAL



TEXAS HISTORICALLY UNDERUTILIZED BUSINESS (HUB) SEMI-ANNUAL REPORT RECEIVED FOR FISCAL YEAR 2025

SECTION VII - STATE AGENCY EXPENDITURE DATA

FUND TYPE	TOTAL EXPENDITURE	TOTAL SPENT WITH HUBS AMOUNT / %	BLACK AMOUNT / %	HISPANIC AMOUNT / %	WOMAN AMOUNT / %	ASIAN PACIFIC AMOUNT / %	NATIVE AMERICAN AMOUNT / %	SERVICE-DISABLED VETERAN AMOUNT / %
-----------	-------------------	----------------------------------	------------------	---------------------	------------------	--------------------------	----------------------------	-------------------------------------

515 - TEXAS STATE BOARD OF PHARMACY - HEAVY CONSTRUCTION UNADJUSTED GOAL IS 11.2%

T	0	0 / 0%	0 / 0%	0 / 0%	0 / 0%	0 / 0%	0 / 0%	0 / 0%
N	0	0 / 0%	0 / 0%	0 / 0%	0 / 0%	0 / 0%	0 / 0%	0 / 0%
S	***	0 / 0%	0 / 0%	0 / 0%	0 / 0%	0 / 0%	0 / 0%	0 / 0%
-TC	0	0 / 0%	0 / 0%	0 / 0%	0 / 0%	0 / 0%	0 / 0%	0 / 0%
-I	0	0 / 0%	0 / 0%	0 / 0%	0 / 0%	0 / 0%	0 / 0%	0 / 0%
	0	0 / 0%	0 / 0%	0 / 0%	0 / 0%	0 / 0%	0 / 0%	0 / 0%

515 - TEXAS STATE BOARD OF PHARMACY - BUILDING CONSTRUCTION UNADJUSTED GOAL IS 21.1%

T	0	0 / 0%	0 / 0%	0 / 0%	0 / 0%	0 / 0%	0 / 0%	0 / 0%
N	0	0 / 0%	0 / 0%	0 / 0%	0 / 0%	0 / 0%	0 / 0%	0 / 0%
S	***	0 / 0%	0 / 0%	0 / 0%	0 / 0%	0 / 0%	0 / 0%	0 / 0%
-TC	0	0 / 0%	0 / 0%	0 / 0%	0 / 0%	0 / 0%	0 / 0%	0 / 0%
-I	0	0 / 0%	0 / 0%	0 / 0%	0 / 0%	0 / 0%	0 / 0%	0 / 0%
	0	0 / 0%	0 / 0%	0 / 0%	0 / 0%	0 / 0%	0 / 0%	0 / 0%

515 - TEXAS STATE BOARD OF PHARMACY - SPECIAL TRADE UNADJUSTED GOAL IS 32.9%

T	0	0 / 0%	0 / 0%	0 / 0%	0 / 0%	0 / 0%	0 / 0%	0 / 0%
N	0	0 / 0%	0 / 0%	0 / 0%	0 / 0%	0 / 0%	0 / 0%	0 / 0%
S	***	0 / 0%	0 / 0%	0 / 0%	0 / 0%	0 / 0%	0 / 0%	0 / 0%
-TC	0	0 / 0%	0 / 0%	0 / 0%	0 / 0%	0 / 0%	0 / 0%	0 / 0%
-I	0	0 / 0%	0 / 0%	0 / 0%	0 / 0%	0 / 0%	0 / 0%	0 / 0%
	0	0 / 0%	0 / 0%	0 / 0%	0 / 0%	0 / 0%	0 / 0%	0 / 0%

*** DOLLARS REPORTED BUT NOT SHOWN IN THESE COLUMNS. T=TREASURY, N=NON-TREASURY, S=SUBCONTRACTOR FUNDS & PROCUREMENT CARD HUB PURCHASES, TC=TERM CONTRACT, I= INTER GOVERNMENTAL



TEXAS HISTORICALLY UNDERUTILIZED BUSINESS (HUB) SEMI-ANNUAL REPORT RECEIVED FOR FISCAL YEAR 2025

SECTION VII - STATE AGENCY EXPENDITURE DATA

FUND TYPE	TOTAL EXPENDITURE	TOTAL SPENT WITH HUBS AMOUNT / %	BLACK AMOUNT / %	HISPANIC AMOUNT / %	WOMAN AMOUNT / %	ASIAN PACIFIC AMOUNT / %	NATIVE AMERICAN AMOUNT / %	SERVICE-DISABLED VETERAN AMOUNT / %
515 - TEXAS STATE BOARD OF PHARMACY - PROFESSIONAL SERVICES UNADJUSTED GOAL IS 23.7%								
T	\$17,738	0 / 0%	0 / 0%	0 / 0%	0 / 0%	0 / 0%	0 / 0%	0 / 0%
N	0	0 / 0%	0 / 0%	0 / 0%	0 / 0%	0 / 0%	0 / 0%	0 / 0%
S	***	0 / 0%	0 / 0%	0 / 0%	0 / 0%	0 / 0%	0 / 0%	0 / 0%
-TC	0	0 / 0%	0 / 0%	0 / 0%	0 / 0%	0 / 0%	0 / 0%	0 / 0%
-I	0	0 / 0%	0 / 0%	0 / 0%	0 / 0%	0 / 0%	0 / 0%	0 / 0%
	\$17,738	0 / 0%	0 / 0%	0 / 0%	0 / 0%	0 / 0%	0 / 0%	0 / 0%
515 - TEXAS STATE BOARD OF PHARMACY - OTHER SERVICES UNADJUSTED GOAL IS 26%								
T	\$2,629,246	\$25,392 / 0.97%	0 / 0%	0 / 0%	\$6,163 / 0.23%	\$19,229 / 0.73%	0 / 0%	0 / 0%
N	0	0 / 0%	0 / 0%	0 / 0%	0 / 0%	0 / 0%	0 / 0%	0 / 0%
S	***	0 / 0%	0 / 0%	0 / 0%	0 / 0%	0 / 0%	0 / 0%	0 / 0%
-TC	\$12,173	\$234 / 1.92%	0 / 0%	0 / 0%	\$234 / 1.92%	0 / 0%	0 / 0%	0 / 0%
-I	0	0 / 0%	0 / 0%	0 / 0%	0 / 0%	0 / 0%	0 / 0%	0 / 0%
	\$2,617,073	\$25,158 / 2.89%	0 / 0%	0 / 0%	\$5,929 / 2.15%	\$19,229 / 0.73%	0 / 0%	0 / 0%
515 - TEXAS STATE BOARD OF PHARMACY - COMMODITY PURCHASING UNADJUSTED GOAL IS 21.1%								
T	\$212,868	\$51,780 / 24.32%	\$46,030 / 21.62%	0 / 0%	\$5,749 / 2.70%	0 / 0%	0 / 0%	0 / 0%
N	0	0 / 0%	0 / 0%	0 / 0%	0 / 0%	0 / 0%	0 / 0%	0 / 0%
S	***	0 / 0%	0 / 0%	0 / 0%	0 / 0%	0 / 0%	0 / 0%	0 / 0%
-TC	\$130,596	0 / 0%	0 / 0%	0 / 0%	0 / 0%	0 / 0%	0 / 0%	0 / 0%
-I	0	0 / 0%	0 / 0%	0 / 0%	0 / 0%	0 / 0%	0 / 0%	0 / 0%
	\$82,272	\$51,780 / 24.32%	\$46,030 / 21.62%	0 / 0%	\$5,749 / 2.70%	0 / 0%	0 / 0%	0 / 0%

*** DOLLARS REPORTED BUT NOT SHOWN IN THESE COLUMNS. T=TREASURY, N=NON-TREASURY, S=SUBCONTRACTOR FUNDS & PROCUREMENT CARD HUB PURCHASES, TC=TERM CONTRACT, I= INTER GOVERNMENTAL



TEXAS HISTORICALLY UNDERUTILIZED BUSINESS (HUB) SEMI-ANNUAL REPORT RECEIVED FOR FISCAL YEAR 2025

SECTION VII - STATE AGENCY EXPENDITURE DATA

FUND TYPE	TOTAL EXPENDITURE	TOTAL SPENT WITH HUBS AMOUNT / %	BLACK AMOUNT / %	HISPANIC AMOUNT / %	WOMAN AMOUNT / %	ASIAN PACIFIC AMOUNT / %	NATIVE AMERICAN AMOUNT / %	SERVICE-DISABLED VETERAN AMOUNT / %
515 - TEXAS STATE BOARD OF PHARMACY - Statewide Grand Total Expenditures								
T	\$2,859,852	\$77,172 / 2.70%	\$46,030 / 1.61%	0 / 0%	\$11,912 / 0.42%	\$19,229 / 0.67%	0 / 0%	0 / 0%
N	0	0 / 0%	0 / 0%	0 / 0%	0 / 0%	0 / 0%	0 / 0%	0 / 0%
S	***	0 / 0%	0 / 0%	0 / 0%	0 / 0%	0 / 0%	0 / 0%	0 / 0%
-TC	\$142,769	\$234 / 0.16%	0 / 0%	0 / 0%	\$234 / 0.16%	0 / 0%	0 / 0%	0 / 0%
-I	0	0 / 0%	0 / 0%	0 / 0%	0 / 0%	0 / 0%	0 / 0%	0 / 0%
	\$2,717,083	\$76,938 / 2.86%	\$46,030 / 1.61%	0 / 0%	\$11,679 / 0.58%	\$19,229 / 0.67%	0 / 0%	0 / 0%

*** DOLLARS REPORTED BUT NOT SHOWN IN THESE COLUMNS. T=TREASURY, N=NON-TREASURY, S=SUBCONTRACTOR FUNDS & PROCUREMENT CARD HUB PURCHASES, TC=TERM CONTRACT, I= INTER GOVERNMENTAL



TEXAS HISTORICALLY UNDERUTILIZED BUSINESS (HUB) SEMI-ANNUAL REPORT RECEIVED FOR FISCAL YEAR 2025

SECTION VII - STATE AGENCY EXPENDITURE DATA

FUND TYPE	TOTAL EXPENDITURE	TOTAL SPENT WITH HUBS AMOUNT / %	BLACK AMOUNT / %	HISPANIC AMOUNT / %	WOMAN AMOUNT / %	ASIAN PACIFIC AMOUNT / %	NATIVE AMERICAN AMOUNT / %	SERVICE-DISABLED VETERAN AMOUNT / %
-----------	-------------------	----------------------------------	------------------	---------------------	------------------	--------------------------	----------------------------	-------------------------------------

529 - HEALTH & HUMAN SERVICES COMMISSION - HEAVY CONSTRUCTION UNADJUSTED GOAL IS 11.2%

T	\$170,364	\$15,901 / 9.33%	\$5,700 / 3.35%	\$10,201 / 5.99%	0 / 0%	0 / 0%	0 / 0%	0 / 0%
N	0	0 / 0%	0 / 0%	0 / 0%	0 / 0%	0 / 0%	0 / 0%	0 / 0%
S	***	0 / 0%	0 / 0%	0 / 0%	0 / 0%	0 / 0%	0 / 0%	0 / 0%
-TC	0	0 / 0%	0 / 0%	0 / 0%	0 / 0%	0 / 0%	0 / 0%	0 / 0%
-I	0	0 / 0%	0 / 0%	0 / 0%	0 / 0%	0 / 0%	0 / 0%	0 / 0%
	\$170,364	\$15,901 / 9.33%	\$5,700 / 3.35%	\$10,201 / 5.99%	0 / 0%	0 / 0%	0 / 0%	0 / 0%

529 - HEALTH & HUMAN SERVICES COMMISSION - BUILDING CONSTRUCTION UNADJUSTED GOAL IS 21.1%

T	\$47,513,319	\$932,480 / 1.96%	0 / 0%	\$481,003 / 1.01%	\$957 / 0.00%	\$80,873 / 0.17%	\$369,647 / 0.78%	0 / 0%
N	0	0 / 0%	0 / 0%	0 / 0%	0 / 0%	0 / 0%	0 / 0%	0 / 0%
S	***	\$1,069,642 / 2.25%	0 / 0%	\$558,320 / 1.18%	\$508,961 / 1.07%	\$2,361 / 0.00%	0 / 0%	0 / 0%
-TC	\$97	0 / 0%	0 / 0%	0 / 0%	0 / 0%	0 / 0%	0 / 0%	0 / 0%
-I	0	0 / 0%	0 / 0%	0 / 0%	0 / 0%	0 / 0%	0 / 0%	0 / 0%
	\$47,513,222	\$2,002,123 / 4.22%	0 / 0%	\$1,039,323 / 2.19%	\$509,918 / 1.07%	\$83,234 / 0.18%	\$369,647 / 0.78%	0 / 0%

529 - HEALTH & HUMAN SERVICES COMMISSION - SPECIAL TRADE UNADJUSTED GOAL IS 32.9%

T	\$12,151,260	\$1,905,329 / 15.68%	\$333,851 / 2.75%	\$1,305,978 / 10.75%	\$187,135 / 1.54%	\$72,364 / 0.60%	\$6,000 / 0.05%	0 / 0%
N	0	0 / 0%	0 / 0%	0 / 0%	0 / 0%	0 / 0%	0 / 0%	0 / 0%
S	***	\$28,512 / 0.32%	0 / 0%	\$28,512 / 0.32%	0 / 0%	0 / 0%	0 / 0%	0 / 0%
-TC	\$760	0 / 0%	0 / 0%	0 / 0%	0 / 0%	0 / 0%	0 / 0%	0 / 0%
-I	0	0 / 0%	0 / 0%	0 / 0%	0 / 0%	0 / 0%	0 / 0%	0 / 0%
	\$12,150,500	\$1,933,841 / 16.00%	\$333,851 / 2.75%	\$1,334,491 / 11.07%	\$187,135 / 1.54%	\$72,364 / 0.60%	\$6,000 / 0.05%	0 / 0%

*** DOLLARS REPORTED BUT NOT SHOWN IN THESE COLUMNS. T=TREASURY, N=NON-TREASURY, S=SUBCONTRACTOR FUNDS & PROCUREMENT CARD HUB PURCHASES, TC=TERM CONTRACT, I= INTER GOVERNMENTAL



TEXAS HISTORICALLY UNDERUTILIZED BUSINESS (HUB) SEMI-ANNUAL REPORT RECEIVED FOR FISCAL YEAR 2025

SECTION VII - STATE AGENCY EXPENDITURE DATA

FUND TYPE	TOTAL EXPENDITURE	TOTAL SPENT WITH HUBS AMOUNT / %	BLACK AMOUNT / %	HISPANIC AMOUNT / %	WOMAN AMOUNT / %	ASIAN PACIFIC AMOUNT / %	NATIVE AMERICAN AMOUNT / %	SERVICE-DISABLED VETERAN AMOUNT / %
-----------	-------------------	----------------------------------	------------------	---------------------	------------------	--------------------------	----------------------------	-------------------------------------

529 - HEALTH & HUMAN SERVICES COMMISSION - PROFESSIONAL SERVICES UNADJUSTED GOAL IS 23.7%

T	\$64,651,498	\$1,931,091 / 2.99%	\$572,849 / 0.89%	\$684,619 / 1.06%	\$330,421 / 0.51%	\$340,640 / 0.53%	0 / 0%	\$2,562 / 0.00%
N	0	0 / 0%	0 / 0%	0 / 0%	0 / 0%	0 / 0%	0 / 0%	0 / 0%
S	***	\$6,349,852 / 32.84%	\$685,500 / 3.55%	\$3,490,064 / 18.05%	\$2,006,289 / 10.38%	\$167,999 / 0.87%	0 / 0%	0 / 0%
-TC	\$132,640	0 / 0%	0 / 0%	0 / 0%	0 / 0%	0 / 0%	0 / 0%	0 / 0%
-I	\$9,160,836	0 / 0%	0 / 0%	0 / 0%	0 / 0%	0 / 0%	0 / 0%	0 / 0%
	\$55,358,021	\$8,280,943 / 35.83%	\$1,258,350 / 4.43%	\$4,174,682 / 19.11%	\$2,336,710 / 10.89%	\$508,639 / 1.40%	0 / 0%	\$2,562 / 0.00%

529 - HEALTH & HUMAN SERVICES COMMISSION - OTHER SERVICES UNADJUSTED GOAL IS 26%

T	\$657,294,618	\$57,423,943 / 8.74%	\$2,595,704 / 0.39%	\$7,573,028 / 1.15%	\$27,031,236 / 4.11%	\$19,389,267 / 2.95%	\$817,942 / 0.12%	\$16,766 / 0.00%
N	0	0 / 0%	0 / 0%	0 / 0%	0 / 0%	0 / 0%	0 / 0%	0 / 0%
S	***	\$109,212,109 / 21.96%	\$2,054,706 / 0.41%	\$2,103,172 / 0.42%	\$3,907,963 / 0.79%	\$101,146,268 / 20.34%	0 / 0%	0 / 0%
-TC	\$553,061	0 / 0%	0 / 0%	0 / 0%	0 / 0%	0 / 0%	0 / 0%	0 / 0%
-I	\$62,056,409	0 / 0%	0 / 0%	0 / 0%	0 / 0%	0 / 0%	0 / 0%	0 / 0%
	\$594,685,148	\$166,636,051 / 30.69%	\$4,650,409 / 0.81%	\$9,676,200 / 1.58%	\$30,939,200 / 4.90%	\$120,535,535 / 23.29%	\$817,942 / 0.12%	\$16,766 / 0.00%

529 - HEALTH & HUMAN SERVICES COMMISSION - COMMODITY PURCHASING UNADJUSTED GOAL IS 21.1%

T	\$107,954,839	\$13,210,348 / 12.24%	\$200,615 / 0.19%	\$164,956 / 0.15%	\$12,766,118 / 11.83%	\$32,950 / 0.03%	\$1,363 / 0.00%	\$44,346 / 0.04%
N	0	0 / 0%	0 / 0%	0 / 0%	0 / 0%	0 / 0%	0 / 0%	0 / 0%
S	***	\$30,471 / 0.04%	0 / 0%	\$4,205 / 0.01%	\$25,946 / 0.04%	0 / 0%	\$320 / 0.00%	0 / 0%
-TC	\$4,102,604	0 / 0%	0 / 0%	0 / 0%	0 / 0%	0 / 0%	0 / 0%	0 / 0%
-I	\$584,752	0 / 0%	0 / 0%	0 / 0%	0 / 0%	0 / 0%	0 / 0%	0 / 0%
	\$103,267,482	\$13,240,819 / 12.28%	\$200,615 / 0.19%	\$169,160 / 0.16%	\$12,792,064 / 11.86%	\$32,950 / 0.03%	\$1,683 / 0.00%	\$44,346 / 0.04%

*** DOLLARS REPORTED BUT NOT SHOWN IN THESE COLUMNS. T=TREASURY, N=NON-TREASURY, S=SUBCONTRACTOR FUNDS & PROCUREMENT CARD HUB PURCHASES, TC=TERM CONTRACT, I= INTER GOVERNMENTAL



TEXAS HISTORICALLY UNDERUTILIZED BUSINESS (HUB) SEMI-ANNUAL REPORT RECEIVED FOR FISCAL YEAR 2025

SECTION VII - STATE AGENCY EXPENDITURE DATA

FUND TYPE	TOTAL EXPENDITURE	TOTAL SPENT WITH HUBS AMOUNT / %	BLACK AMOUNT / %	HISPANIC AMOUNT / %	WOMAN AMOUNT / %	ASIAN PACIFIC AMOUNT / %	NATIVE AMERICAN AMOUNT / %	SERVICE-DISABLED VETERAN AMOUNT / %
529 - HEALTH & HUMAN SERVICES COMMISSION - Statewide Grand Total Expenditures								
T	\$889,735,897	\$75,419,092 / 8.48%	\$3,708,719 / 0.42%	\$10,219,785 / 1.15%	\$40,315,868 / 4.53%	\$19,916,094 / 2.24%	\$1,194,952 / 0.13%	\$63,674 / 0.01%
N	0	0 / 0%	0 / 0%	0 / 0%	0 / 0%	0 / 0%	0 / 0%	0 / 0%
S	***	\$116,690,586 / 18.08%	\$2,740,206 / 0.42%	\$6,184,272 / 0.96%	\$6,449,160 / 1.00%	\$101,316,628 / 15.69%	\$320 / 0.00%	0 / 0%
-TC	\$4,789,162	0 / 0%	0 / 0%	0 / 0%	0 / 0%	0 / 0%	0 / 0%	0 / 0%
-I	\$71,801,998	0 / 0%	0 / 0%	0 / 0%	0 / 0%	0 / 0%	0 / 0%	0 / 0%
	\$813,144,737	\$192,109,678 / 26.55%	\$6,448,925 / 0.84%	\$16,404,057 / 2.11%	\$46,765,028 / 5.53%	\$121,232,722 / 17.93%	\$1,195,272 / 0.13%	\$63,674 / 0.01%

*** DOLLARS REPORTED BUT NOT SHOWN IN THESE COLUMNS. T=TREASURY, N=NON-TREASURY, S=SUBCONTRACTOR FUNDS & PROCUREMENT CARD HUB PURCHASES, TC=TERM CONTRACT, I= INTER GOVERNMENTAL



TEXAS HISTORICALLY UNDERUTILIZED BUSINESS (HUB) SEMI-ANNUAL REPORT RECEIVED FOR FISCAL YEAR 2025

SECTION VII - STATE AGENCY EXPENDITURE DATA

FUND TYPE	TOTAL EXPENDITURE	TOTAL SPENT WITH HUBS AMOUNT / %	BLACK AMOUNT / %	HISPANIC AMOUNT / %	WOMAN AMOUNT / %	ASIAN PACIFIC AMOUNT / %	NATIVE AMERICAN AMOUNT / %	SERVICE-DISABLED VETERAN AMOUNT / %
-----------	-------------------	----------------------------------	------------------	---------------------	------------------	--------------------------	----------------------------	-------------------------------------

530 - DEPT FAMILY AND PROTECTIVE SERVICES - HEAVY CONSTRUCTION UNADJUSTED GOAL IS 11.2%

T	0	0 / 0%	0 / 0%	0 / 0%	0 / 0%	0 / 0%	0 / 0%	0 / 0%
N	0	0 / 0%	0 / 0%	0 / 0%	0 / 0%	0 / 0%	0 / 0%	0 / 0%
S	***	0 / 0%	0 / 0%	0 / 0%	0 / 0%	0 / 0%	0 / 0%	0 / 0%
-TC	0	0 / 0%	0 / 0%	0 / 0%	0 / 0%	0 / 0%	0 / 0%	0 / 0%
-I	0	0 / 0%	0 / 0%	0 / 0%	0 / 0%	0 / 0%	0 / 0%	0 / 0%
	0	0 / 0%	0 / 0%	0 / 0%	0 / 0%	0 / 0%	0 / 0%	0 / 0%

530 - DEPT FAMILY AND PROTECTIVE SERVICES - BUILDING CONSTRUCTION UNADJUSTED GOAL IS 21.1%

T	0	0 / 0%	0 / 0%	0 / 0%	0 / 0%	0 / 0%	0 / 0%	0 / 0%
N	0	0 / 0%	0 / 0%	0 / 0%	0 / 0%	0 / 0%	0 / 0%	0 / 0%
S	***	0 / 0%	0 / 0%	0 / 0%	0 / 0%	0 / 0%	0 / 0%	0 / 0%
-TC	0	0 / 0%	0 / 0%	0 / 0%	0 / 0%	0 / 0%	0 / 0%	0 / 0%
-I	0	0 / 0%	0 / 0%	0 / 0%	0 / 0%	0 / 0%	0 / 0%	0 / 0%
	0	0 / 0%	0 / 0%	0 / 0%	0 / 0%	0 / 0%	0 / 0%	0 / 0%

530 - DEPT FAMILY AND PROTECTIVE SERVICES - SPECIAL TRADE UNADJUSTED GOAL IS 32.9%

T	\$59,138	0 / 0%	0 / 0%	0 / 0%	0 / 0%	0 / 0%	0 / 0%	0 / 0%
N	0	0 / 0%	0 / 0%	0 / 0%	0 / 0%	0 / 0%	0 / 0%	0 / 0%
S	***	0 / 0%	0 / 0%	0 / 0%	0 / 0%	0 / 0%	0 / 0%	0 / 0%
-TC	0	0 / 0%	0 / 0%	0 / 0%	0 / 0%	0 / 0%	0 / 0%	0 / 0%
-I	0	0 / 0%	0 / 0%	0 / 0%	0 / 0%	0 / 0%	0 / 0%	0 / 0%
	\$59,138	0 / 0%	0 / 0%	0 / 0%	0 / 0%	0 / 0%	0 / 0%	0 / 0%

*** DOLLARS REPORTED BUT NOT SHOWN IN THESE COLUMNS. T=TREASURY, N=NON-TREASURY, S=SUBCONTRACTOR FUNDS & PROCUREMENT CARD HUB PURCHASES, TC=TERM CONTRACT, I= INTER GOVERNMENTAL



TEXAS HISTORICALLY UNDERUTILIZED BUSINESS (HUB) SEMI-ANNUAL REPORT RECEIVED FOR FISCAL YEAR 2025

SECTION VII - STATE AGENCY EXPENDITURE DATA

FUND TYPE	TOTAL EXPENDITURE	TOTAL SPENT WITH HUBS AMOUNT / %	BLACK AMOUNT / %	HISPANIC AMOUNT / %	WOMAN AMOUNT / %	ASIAN PACIFIC AMOUNT / %	NATIVE AMERICAN AMOUNT / %	SERVICE-DISABLED VETERAN AMOUNT / %
-----------	-------------------	----------------------------------	------------------	---------------------	------------------	--------------------------	----------------------------	-------------------------------------

530 - DEPT FAMILY AND PROTECTIVE SERVICES - PROFESSIONAL SERVICES UNADJUSTED GOAL IS 23.7%

T	\$1,466,312	0 / 0%	0 / 0%	0 / 0%	0 / 0%	0 / 0%	0 / 0%	0 / 0%
N	0	0 / 0%	0 / 0%	0 / 0%	0 / 0%	0 / 0%	0 / 0%	0 / 0%
S	***	0 / 0%	0 / 0%	0 / 0%	0 / 0%	0 / 0%	0 / 0%	0 / 0%
-TC	0	0 / 0%	0 / 0%	0 / 0%	0 / 0%	0 / 0%	0 / 0%	0 / 0%
-I	0	0 / 0%	0 / 0%	0 / 0%	0 / 0%	0 / 0%	0 / 0%	0 / 0%
	\$1,466,312	0 / 0%	0 / 0%	0 / 0%	0 / 0%	0 / 0%	0 / 0%	0 / 0%

530 - DEPT FAMILY AND PROTECTIVE SERVICES - OTHER SERVICES UNADJUSTED GOAL IS 26%

T	\$68,102,729	\$20,631,067 / 30.29%	\$43,222 / 0.06%	\$1,703,218 / 2.50%	\$5,844,944 / 8.58%	\$12,246,644 / 17.98%	\$284,774 / 0.42%	\$508,265 / 0.75%
N	0	0 / 0%	0 / 0%	0 / 0%	0 / 0%	0 / 0%	0 / 0%	0 / 0%
S	***	\$239,287 / 0.62%	0 / 0%	\$177,692 / 0.46%	\$16,170 / 0.04%	\$45,425 / 0.12%	0 / 0%	0 / 0%
-TC	\$246,813	0 / 0%	0 / 0%	0 / 0%	0 / 0%	0 / 0%	0 / 0%	0 / 0%
-I	0	0 / 0%	0 / 0%	0 / 0%	0 / 0%	0 / 0%	0 / 0%	0 / 0%
	\$67,855,917	\$20,870,354 / 30.92%	\$43,222 / 0.06%	\$1,880,910 / 2.96%	\$5,861,114 / 8.62%	\$12,292,069 / 18.10%	\$284,774 / 0.42%	\$508,265 / 0.75%

530 - DEPT FAMILY AND PROTECTIVE SERVICES - COMMODITY PURCHASING UNADJUSTED GOAL IS 21.1%

T	\$6,764,560	\$220,822 / 3.26%	\$39,525 / 0.58%	0 / 0%	\$88,968 / 1.32%	\$92,330 / 1.36%	0 / 0%	0 / 0%
N	0	0 / 0%	0 / 0%	0 / 0%	0 / 0%	0 / 0%	0 / 0%	0 / 0%
S	***	0 / 0%	0 / 0%	0 / 0%	0 / 0%	0 / 0%	0 / 0%	0 / 0%
-TC	\$36,323	0 / 0%	0 / 0%	0 / 0%	0 / 0%	0 / 0%	0 / 0%	0 / 0%
-I	0	0 / 0%	0 / 0%	0 / 0%	0 / 0%	0 / 0%	0 / 0%	0 / 0%
	\$6,728,237	\$220,822 / 3.26%	\$39,525 / 0.58%	0 / 0%	\$88,968 / 1.32%	\$92,330 / 1.36%	0 / 0%	0 / 0%

*** DOLLARS REPORTED BUT NOT SHOWN IN THESE COLUMNS. T=TREASURY, N=NON-TREASURY, S=SUBCONTRACTOR FUNDS & PROCUREMENT CARD HUB PURCHASES, TC=TERM CONTRACT, I= INTER GOVERNMENTAL



TEXAS HISTORICALLY UNDERUTILIZED BUSINESS (HUB) SEMI-ANNUAL REPORT RECEIVED FOR FISCAL YEAR 2025

SECTION VII - STATE AGENCY EXPENDITURE DATA

FUND TYPE	TOTAL EXPENDITURE	TOTAL SPENT WITH HUBS AMOUNT / %	BLACK AMOUNT / %	HISPANIC AMOUNT / %	WOMAN AMOUNT / %	ASIAN PACIFIC AMOUNT / %	NATIVE AMERICAN AMOUNT / %	SERVICE-DISABLED VETERAN AMOUNT / %
530 - DEPT FAMILY AND PROTECTIVE SERVICES - Statewide Grand Total Expenditures								
T	\$76,392,739	\$20,851,889 / 27.30%	\$82,746 / 0.11%	\$1,703,218 / 2.23%	\$5,933,912 / 7.77%	\$12,338,974 / 16.15%	\$284,774 / 0.37%	\$508,265 / 0.67%
N	0	0 / 0%	0 / 0%	0 / 0%	0 / 0%	0 / 0%	0 / 0%	0 / 0%
S	***	\$239,287 / 0.62%	0 / 0%	\$177,692 / 0.46%	\$16,170 / 0.04%	\$45,425 / 0.12%	0 / 0%	0 / 0%
-TC	\$283,135	0 / 0%	0 / 0%	0 / 0%	0 / 0%	0 / 0%	0 / 0%	0 / 0%
-I	0	0 / 0%	0 / 0%	0 / 0%	0 / 0%	0 / 0%	0 / 0%	0 / 0%
	\$76,109,604	\$21,091,176 / 27.92%	\$82,746 / 0.11%	\$1,880,910 / 2.69%	\$5,950,082 / 7.81%	\$12,384,399 / 16.27%	\$284,774 / 0.37%	\$508,265 / 0.67%

*** DOLLARS REPORTED BUT NOT SHOWN IN THESE COLUMNS. T=TREASURY, N=NON-TREASURY, S=SUBCONTRACTOR FUNDS & PROCUREMENT CARD HUB PURCHASES, TC=TERM CONTRACT, I= INTER GOVERNMENTAL



TEXAS HISTORICALLY UNDERUTILIZED BUSINESS (HUB) SEMI-ANNUAL REPORT RECEIVED FOR FISCAL YEAR 2025

SECTION VII - STATE AGENCY EXPENDITURE DATA

FUND TYPE	TOTAL EXPENDITURE	TOTAL SPENT WITH HUBS AMOUNT / %	BLACK AMOUNT / %	HISPANIC AMOUNT / %	WOMAN AMOUNT / %	ASIAN PACIFIC AMOUNT / %	NATIVE AMERICAN AMOUNT / %	SERVICE- DISABLED VETERAN AMOUNT / %
-----------	-------------------	-------------------------------------	---------------------	------------------------	---------------------	--------------------------------	----------------------------------	---

533 - EXEC CNCL OF PHYSICAL & OCC THERAPY - HEAVY CONSTRUCTION UNADJUSTED GOAL IS 11.2%

T	0	0 / 0%	0 / 0%	0 / 0%	0 / 0%	0 / 0%	0 / 0%	0 / 0%
N	0	0 / 0%	0 / 0%	0 / 0%	0 / 0%	0 / 0%	0 / 0%	0 / 0%
S	***	0 / 0%	0 / 0%	0 / 0%	0 / 0%	0 / 0%	0 / 0%	0 / 0%
-TC	0	0 / 0%	0 / 0%	0 / 0%	0 / 0%	0 / 0%	0 / 0%	0 / 0%
-I	0	0 / 0%	0 / 0%	0 / 0%	0 / 0%	0 / 0%	0 / 0%	0 / 0%
	0	0 / 0%	0 / 0%	0 / 0%	0 / 0%	0 / 0%	0 / 0%	0 / 0%

533 - EXEC CNCL OF PHYSICAL & OCC THERAPY - BUILDING CONSTRUCTION UNADJUSTED GOAL IS 21.1%

T	0	0 / 0%	0 / 0%	0 / 0%	0 / 0%	0 / 0%	0 / 0%	0 / 0%
N	0	0 / 0%	0 / 0%	0 / 0%	0 / 0%	0 / 0%	0 / 0%	0 / 0%
S	***	0 / 0%	0 / 0%	0 / 0%	0 / 0%	0 / 0%	0 / 0%	0 / 0%
-TC	0	0 / 0%	0 / 0%	0 / 0%	0 / 0%	0 / 0%	0 / 0%	0 / 0%
-I	0	0 / 0%	0 / 0%	0 / 0%	0 / 0%	0 / 0%	0 / 0%	0 / 0%
	0	0 / 0%	0 / 0%	0 / 0%	0 / 0%	0 / 0%	0 / 0%	0 / 0%

533 - EXEC CNCL OF PHYSICAL & OCC THERAPY - SPECIAL TRADE UNADJUSTED GOAL IS 32.9%

T	0	0 / 0%	0 / 0%	0 / 0%	0 / 0%	0 / 0%	0 / 0%	0 / 0%
N	0	0 / 0%	0 / 0%	0 / 0%	0 / 0%	0 / 0%	0 / 0%	0 / 0%
S	***	0 / 0%	0 / 0%	0 / 0%	0 / 0%	0 / 0%	0 / 0%	0 / 0%
-TC	0	0 / 0%	0 / 0%	0 / 0%	0 / 0%	0 / 0%	0 / 0%	0 / 0%
-I	0	0 / 0%	0 / 0%	0 / 0%	0 / 0%	0 / 0%	0 / 0%	0 / 0%
	0	0 / 0%	0 / 0%	0 / 0%	0 / 0%	0 / 0%	0 / 0%	0 / 0%

*** DOLLARS REPORTED BUT NOT SHOWN IN THESE COLUMNS. T=TREASURY, N=NON-TREASURY, S=SUBCONTRACTOR FUNDS & PROCUREMENT CARD HUB PURCHASES, TC=TERM CONTRACT, I= INTER GOVERNMENT

Final Reporting Date: 04/29/2025

HUB_EXP_06_State Agency Expenditure Data



TEXAS HISTORICALLY UNDERUTILIZED BUSINESS (HUB) SEMI-ANNUAL REPORT RECEIVED FOR FISCAL YEAR 2025

SECTION VII - STATE AGENCY EXPENDITURE DATA

FUND TYPE	TOTAL EXPENDITURE	TOTAL SPENT WITH HUBS AMOUNT / %	BLACK AMOUNT / %	HISPANIC AMOUNT / %	WOMAN AMOUNT / %	ASIAN PACIFIC AMOUNT / %	NATIVE AMERICAN AMOUNT / %	SERVICE- DISABLED VETERAN AMOUNT / %
-----------	-------------------	-------------------------------------	---------------------	------------------------	---------------------	--------------------------------	----------------------------------	---

533 - EXEC CNCL OF PHYSICAL & OCC THERAPY - PROFESSIONAL SERVICES UNADJUSTED GOAL IS 23.7%

T	0	0 / 0%	0 / 0%	0 / 0%	0 / 0%	0 / 0%	0 / 0%	0 / 0%
N	0	0 / 0%	0 / 0%	0 / 0%	0 / 0%	0 / 0%	0 / 0%	0 / 0%
S	***	0 / 0%	0 / 0%	0 / 0%	0 / 0%	0 / 0%	0 / 0%	0 / 0%
-TC	0	0 / 0%	0 / 0%	0 / 0%	0 / 0%	0 / 0%	0 / 0%	0 / 0%
-I	0	0 / 0%	0 / 0%	0 / 0%	0 / 0%	0 / 0%	0 / 0%	0 / 0%
	0	0 / 0%	0 / 0%	0 / 0%	0 / 0%	0 / 0%	0 / 0%	0 / 0%

533 - EXEC CNCL OF PHYSICAL & OCC THERAPY - OTHER SERVICES UNADJUSTED GOAL IS 26%

T	\$9,897	0 / 0%	0 / 0%	0 / 0%	0 / 0%	0 / 0%	0 / 0%	0 / 0%
N	0	0 / 0%	0 / 0%	0 / 0%	0 / 0%	0 / 0%	0 / 0%	0 / 0%
S	***	0 / 0%	0 / 0%	0 / 0%	0 / 0%	0 / 0%	0 / 0%	0 / 0%
-TC	\$865	0 / 0%	0 / 0%	0 / 0%	0 / 0%	0 / 0%	0 / 0%	0 / 0%
-I	0	0 / 0%	0 / 0%	0 / 0%	0 / 0%	0 / 0%	0 / 0%	0 / 0%
	\$9,033	0 / 0%	0 / 0%	0 / 0%	0 / 0%	0 / 0%	0 / 0%	0 / 0%

533 - EXEC CNCL OF PHYSICAL & OCC THERAPY - COMMODITY PURCHASING UNADJUSTED GOAL IS 21.1%

T	\$18,292	\$885 / 4.84%	0 / 0%	0 / 0%	\$885 / 4.84%	0 / 0%	0 / 0%	0 / 0%
N	0	0 / 0%	0 / 0%	0 / 0%	0 / 0%	0 / 0%	0 / 0%	0 / 0%
S	***	0 / 0%	0 / 0%	0 / 0%	0 / 0%	0 / 0%	0 / 0%	0 / 0%
-TC	0	0 / 0%	0 / 0%	0 / 0%	0 / 0%	0 / 0%	0 / 0%	0 / 0%
-I	0	0 / 0%	0 / 0%	0 / 0%	0 / 0%	0 / 0%	0 / 0%	0 / 0%
	\$18,292	\$885 / 4.84%	0 / 0%	0 / 0%	\$885 / 4.84%	0 / 0%	0 / 0%	0 / 0%

*** DOLLARS REPORTED BUT NOT SHOWN IN THESE COLUMNS. T=TREASURY, N=NON-TREASURY, S=SUBCONTRACTOR FUNDS & PROCUREMENT CARD HUB PURCHASES, TC=TERM CONTRACT, I= INTER GOVERNMENT



TEXAS HISTORICALLY UNDERUTILIZED BUSINESS (HUB) SEMI-ANNUAL REPORT RECEIVED FOR FISCAL YEAR 2025

SECTION VII - STATE AGENCY EXPENDITURE DATA

FUND TYPE	TOTAL EXPENDITURE	TOTAL SPENT WITH HUBS AMOUNT / %	BLACK AMOUNT / %	HISPANIC AMOUNT / %	WOMAN AMOUNT / %	ASIAN PACIFIC AMOUNT / %	NATIVE AMERICAN AMOUNT / %	SERVICE-DISABLED VETERAN AMOUNT / %
533 - EXEC CNCL OF PHYSICAL & OCC THERAPY - Statewide Grand Total Expenditures								
T	\$28,189	\$885 / 3.14%	0 / 0%	0 / 0%	\$885 / 3.14%	0 / 0%	0 / 0%	0 / 0%
N	0	0 / 0%	0 / 0%	0 / 0%	0 / 0%	0 / 0%	0 / 0%	0 / 0%
S	***	0 / 0%	0 / 0%	0 / 0%	0 / 0%	0 / 0%	0 / 0%	0 / 0%
-TC	\$865	0 / 0%	0 / 0%	0 / 0%	0 / 0%	0 / 0%	0 / 0%	0 / 0%
-I	0	0 / 0%	0 / 0%	0 / 0%	0 / 0%	0 / 0%	0 / 0%	0 / 0%
	\$27,324	\$885 / 3.14%	0 / 0%	0 / 0%	\$885 / 3.14%	0 / 0%	0 / 0%	0 / 0%

*** DOLLARS REPORTED BUT NOT SHOWN IN THESE COLUMNS. T=TREASURY, N=NON-TREASURY, S=SUBCONTRACTOR FUNDS & PROCUREMENT CARD HUB PURCHASES, TC=TERM CONTRACT, I= INTER GOVERNMENTAL



TEXAS HISTORICALLY UNDERUTILIZED BUSINESS (HUB) SEMI-ANNUAL REPORT RECEIVED FOR FISCAL YEAR 2025

SECTION VII - STATE AGENCY EXPENDITURE DATA

FUND TYPE	TOTAL EXPENDITURE	TOTAL SPENT WITH HUBS AMOUNT / %	BLACK AMOUNT / %	HISPANIC AMOUNT / %	WOMAN AMOUNT / %	ASIAN PACIFIC AMOUNT / %	NATIVE AMERICAN AMOUNT / %	SERVICE-DISABLED VETERAN AMOUNT / %
-----------	-------------------	----------------------------------	------------------	---------------------	------------------	--------------------------	----------------------------	-------------------------------------

535 - TX LOW LEVEL RADIOACTIVE WASTE COMM - HEAVY CONSTRUCTION UNADJUSTED GOAL IS 11.2%

T	0	0 / 0%	0 / 0%	0 / 0%	0 / 0%	0 / 0%	0 / 0%	0 / 0%
N	0	0 / 0%	0 / 0%	0 / 0%	0 / 0%	0 / 0%	0 / 0%	0 / 0%
S	***	0 / 0%	0 / 0%	0 / 0%	0 / 0%	0 / 0%	0 / 0%	0 / 0%
-TC	0	0 / 0%	0 / 0%	0 / 0%	0 / 0%	0 / 0%	0 / 0%	0 / 0%
-I	0	0 / 0%	0 / 0%	0 / 0%	0 / 0%	0 / 0%	0 / 0%	0 / 0%
	0	0 / 0%	0 / 0%	0 / 0%	0 / 0%	0 / 0%	0 / 0%	0 / 0%

535 - TX LOW LEVEL RADIOACTIVE WASTE COMM - BUILDING CONSTRUCTION UNADJUSTED GOAL IS 21.1%

T	0	0 / 0%	0 / 0%	0 / 0%	0 / 0%	0 / 0%	0 / 0%	0 / 0%
N	0	0 / 0%	0 / 0%	0 / 0%	0 / 0%	0 / 0%	0 / 0%	0 / 0%
S	***	0 / 0%	0 / 0%	0 / 0%	0 / 0%	0 / 0%	0 / 0%	0 / 0%
-TC	0	0 / 0%	0 / 0%	0 / 0%	0 / 0%	0 / 0%	0 / 0%	0 / 0%
-I	0	0 / 0%	0 / 0%	0 / 0%	0 / 0%	0 / 0%	0 / 0%	0 / 0%
	0	0 / 0%	0 / 0%	0 / 0%	0 / 0%	0 / 0%	0 / 0%	0 / 0%

535 - TX LOW LEVEL RADIOACTIVE WASTE COMM - SPECIAL TRADE UNADJUSTED GOAL IS 32.9%

T	0	0 / 0%	0 / 0%	0 / 0%	0 / 0%	0 / 0%	0 / 0%	0 / 0%
N	0	0 / 0%	0 / 0%	0 / 0%	0 / 0%	0 / 0%	0 / 0%	0 / 0%
S	***	0 / 0%	0 / 0%	0 / 0%	0 / 0%	0 / 0%	0 / 0%	0 / 0%
-TC	0	0 / 0%	0 / 0%	0 / 0%	0 / 0%	0 / 0%	0 / 0%	0 / 0%
-I	0	0 / 0%	0 / 0%	0 / 0%	0 / 0%	0 / 0%	0 / 0%	0 / 0%
	0	0 / 0%	0 / 0%	0 / 0%	0 / 0%	0 / 0%	0 / 0%	0 / 0%

*** DOLLARS REPORTED BUT NOT SHOWN IN THESE COLUMNS. T=TREASURY, N=NON-TREASURY, S=SUBCONTRACTOR FUNDS & PROCUREMENT CARD HUB PURCHASES, TC=TERM CONTRACT, I= INTER GOVERNMENTAL



TEXAS HISTORICALLY UNDERUTILIZED BUSINESS (HUB) SEMI-ANNUAL REPORT RECEIVED FOR FISCAL YEAR 2025

SECTION VII - STATE AGENCY EXPENDITURE DATA

FUND TYPE	TOTAL EXPENDITURE	TOTAL SPENT WITH HUBS AMOUNT / %	BLACK AMOUNT / %	HISPANIC AMOUNT / %	WOMAN AMOUNT / %	ASIAN PACIFIC AMOUNT / %	NATIVE AMERICAN AMOUNT / %	SERVICE-DISABLED VETERAN AMOUNT / %
-----------	-------------------	----------------------------------	------------------	---------------------	------------------	--------------------------	----------------------------	-------------------------------------

535 - TX LOW LEVEL RADIOACTIVE WASTE COMM - PROFESSIONAL SERVICES UNADJUSTED GOAL IS 23.7%

T	\$36,377	\$25,467 / 70.01%	0 / 0%	0 / 0%	\$25,467 / 70.01%	0 / 0%	0 / 0%	0 / 0%
N	0	0 / 0%	0 / 0%	0 / 0%	0 / 0%	0 / 0%	0 / 0%	0 / 0%
S	***	0 / 0%	0 / 0%	0 / 0%	0 / 0%	0 / 0%	0 / 0%	0 / 0%
-TC	0	0 / 0%	0 / 0%	0 / 0%	0 / 0%	0 / 0%	0 / 0%	0 / 0%
-I	0	0 / 0%	0 / 0%	0 / 0%	0 / 0%	0 / 0%	0 / 0%	0 / 0%
	\$36,377	\$25,467 / 70.01%	0 / 0%	0 / 0%	\$25,467 / 70.01%	0 / 0%	0 / 0%	0 / 0%

535 - TX LOW LEVEL RADIOACTIVE WASTE COMM - OTHER SERVICES UNADJUSTED GOAL IS 26%

T	\$142,675	0 / 0%	0 / 0%	0 / 0%	0 / 0%	0 / 0%	0 / 0%	0 / 0%
N	0	0 / 0%	0 / 0%	0 / 0%	0 / 0%	0 / 0%	0 / 0%	0 / 0%
S	***	0 / 0%	0 / 0%	0 / 0%	0 / 0%	0 / 0%	0 / 0%	0 / 0%
-TC	0	0 / 0%	0 / 0%	0 / 0%	0 / 0%	0 / 0%	0 / 0%	0 / 0%
-I	0	0 / 0%	0 / 0%	0 / 0%	0 / 0%	0 / 0%	0 / 0%	0 / 0%
	\$142,675	0 / 0%	0 / 0%	0 / 0%	0 / 0%	0 / 0%	0 / 0%	0 / 0%

535 - TX LOW LEVEL RADIOACTIVE WASTE COMM - COMMODITY PURCHASING UNADJUSTED GOAL IS 21.1%

T	\$707	0 / 0%	0 / 0%	0 / 0%	0 / 0%	0 / 0%	0 / 0%	0 / 0%
N	0	0 / 0%	0 / 0%	0 / 0%	0 / 0%	0 / 0%	0 / 0%	0 / 0%
S	***	0 / 0%	0 / 0%	0 / 0%	0 / 0%	0 / 0%	0 / 0%	0 / 0%
-TC	0	0 / 0%	0 / 0%	0 / 0%	0 / 0%	0 / 0%	0 / 0%	0 / 0%
-I	0	0 / 0%	0 / 0%	0 / 0%	0 / 0%	0 / 0%	0 / 0%	0 / 0%
	\$707	0 / 0%	0 / 0%	0 / 0%	0 / 0%	0 / 0%	0 / 0%	0 / 0%

*** DOLLARS REPORTED BUT NOT SHOWN IN THESE COLUMNS. T=TREASURY, N=NON-TREASURY, S=SUBCONTRACTOR FUNDS & PROCUREMENT CARD HUB PURCHASES, TC=TERM CONTRACT, I= INTER GOVERNMENTAL



TEXAS HISTORICALLY UNDERUTILIZED BUSINESS (HUB) SEMI-ANNUAL REPORT RECEIVED FOR FISCAL YEAR 2025

SECTION VII - STATE AGENCY EXPENDITURE DATA

FUND TYPE	TOTAL EXPENDITURE	TOTAL SPENT WITH HUBS AMOUNT / %	BLACK AMOUNT / %	HISPANIC AMOUNT / %	WOMAN AMOUNT / %	ASIAN PACIFIC AMOUNT / %	NATIVE AMERICAN AMOUNT / %	SERVICE-DISABLED VETERAN AMOUNT / %
535 - TX LOW LEVEL RADIOACTIVE WASTE COMM - Statewide Grand Total Expenditures								
T	\$179,759	\$25,467 / 14.17%	0 / 0%	0 / 0%	\$25,467 / 14.17%	0 / 0%	0 / 0%	0 / 0%
N	0	0 / 0%	0 / 0%	0 / 0%	0 / 0%	0 / 0%	0 / 0%	0 / 0%
S	***	0 / 0%	0 / 0%	0 / 0%	0 / 0%	0 / 0%	0 / 0%	0 / 0%
-TC	0	0 / 0%	0 / 0%	0 / 0%	0 / 0%	0 / 0%	0 / 0%	0 / 0%
-I	0	0 / 0%	0 / 0%	0 / 0%	0 / 0%	0 / 0%	0 / 0%	0 / 0%
	\$179,759	\$25,467 / 14.17%	0 / 0%	0 / 0%	\$25,467 / 14.17%	0 / 0%	0 / 0%	0 / 0%

*** DOLLARS REPORTED BUT NOT SHOWN IN THESE COLUMNS. T=TREASURY, N=NON-TREASURY, S=SUBCONTRACTOR FUNDS & PROCUREMENT CARD HUB PURCHASES, TC=TERM CONTRACT, I= INTER GOVERNMENTAL



TEXAS HISTORICALLY UNDERUTILIZED BUSINESS (HUB) SEMI-ANNUAL REPORT RECEIVED FOR FISCAL YEAR 2025

SECTION VII - STATE AGENCY EXPENDITURE DATA

FUND TYPE	TOTAL EXPENDITURE	TOTAL SPENT WITH HUBS AMOUNT / %	BLACK AMOUNT / %	HISPANIC AMOUNT / %	WOMAN AMOUNT / %	ASIAN PACIFIC AMOUNT / %	NATIVE AMERICAN AMOUNT / %	SERVICE- DISABLED VETERAN AMOUNT / %
-----------	-------------------	-------------------------------------	---------------------	------------------------	---------------------	--------------------------------	----------------------------------	---

537 - DEPARTMENT OF STATE HEALTH SERVICES - HEAVY CONSTRUCTION UNADJUSTED GOAL IS 11.2%

T	0	0 / 0%	0 / 0%	0 / 0%	0 / 0%	0 / 0%	0 / 0%	0 / 0%
N	0	0 / 0%	0 / 0%	0 / 0%	0 / 0%	0 / 0%	0 / 0%	0 / 0%
S	***	0 / 0%	0 / 0%	0 / 0%	0 / 0%	0 / 0%	0 / 0%	0 / 0%
-TC	0	0 / 0%	0 / 0%	0 / 0%	0 / 0%	0 / 0%	0 / 0%	0 / 0%
-I	0	0 / 0%	0 / 0%	0 / 0%	0 / 0%	0 / 0%	0 / 0%	0 / 0%
	0	0 / 0%	0 / 0%	0 / 0%	0 / 0%	0 / 0%	0 / 0%	0 / 0%

537 - DEPARTMENT OF STATE HEALTH SERVICES - BUILDING CONSTRUCTION UNADJUSTED GOAL IS 21.1%

T	\$94,211	0 / 0%	0 / 0%	0 / 0%	0 / 0%	0 / 0%	0 / 0%	0 / 0%
N	0	0 / 0%	0 / 0%	0 / 0%	0 / 0%	0 / 0%	0 / 0%	0 / 0%
S	***	0 / 0%	0 / 0%	0 / 0%	0 / 0%	0 / 0%	0 / 0%	0 / 0%
-TC	0	0 / 0%	0 / 0%	0 / 0%	0 / 0%	0 / 0%	0 / 0%	0 / 0%
-I	0	0 / 0%	0 / 0%	0 / 0%	0 / 0%	0 / 0%	0 / 0%	0 / 0%
	\$94,211	0 / 0%	0 / 0%	0 / 0%	0 / 0%	0 / 0%	0 / 0%	0 / 0%

537 - DEPARTMENT OF STATE HEALTH SERVICES - SPECIAL TRADE UNADJUSTED GOAL IS 32.9%

T	\$432,540	\$128,335 / 29.67%	\$25,000 / 5.78%	\$97,378 / 22.51%	\$5,956 / 1.38%	0 / 0%	0 / 0%	0 / 0%
N	0	0 / 0%	0 / 0%	0 / 0%	0 / 0%	0 / 0%	0 / 0%	0 / 0%
S	***	0 / 0%	0 / 0%	0 / 0%	0 / 0%	0 / 0%	0 / 0%	0 / 0%
-TC	0	0 / 0%	0 / 0%	0 / 0%	0 / 0%	0 / 0%	0 / 0%	0 / 0%
-I	0	0 / 0%	0 / 0%	0 / 0%	0 / 0%	0 / 0%	0 / 0%	0 / 0%
	\$432,540	\$128,335 / 29.67%	\$25,000 / 5.78%	\$97,378 / 22.51%	\$5,956 / 1.38%	0 / 0%	0 / 0%	0 / 0%

*** DOLLARS REPORTED BUT NOT SHOWN IN THESE COLUMNS. T=TREASURY, N=NON-TREASURY, S=SUBCONTRACTOR FUNDS & PROCUREMENT CARD HUB PURCHASES, TC=TERM CONTRACT, I= INTER GOVERNMENT



TEXAS HISTORICALLY UNDERUTILIZED BUSINESS (HUB) SEMI-ANNUAL REPORT RECEIVED FOR FISCAL YEAR 2025

SECTION VII - STATE AGENCY EXPENDITURE DATA

FUND TYPE	TOTAL EXPENDITURE	TOTAL SPENT WITH HUBS AMOUNT / %	BLACK AMOUNT / %	HISPANIC AMOUNT / %	WOMAN AMOUNT / %	ASIAN PACIFIC AMOUNT / %	NATIVE AMERICAN AMOUNT / %	SERVICE-DISABLED VETERAN AMOUNT / %
-----------	-------------------	----------------------------------	------------------	---------------------	------------------	--------------------------	----------------------------	-------------------------------------

537 - DEPARTMENT OF STATE HEALTH SERVICES - PROFESSIONAL SERVICES UNADJUSTED GOAL IS 23.7%

T	\$3,909,422	\$37,748 / 0.97%	0 / 0%	\$17,878 / 0.46%	\$11,070 / 0.28%	\$8,800 / 0.23%	0 / 0%	0 / 0%
N	0	0 / 0%	0 / 0%	0 / 0%	0 / 0%	0 / 0%	0 / 0%	0 / 0%
S	***	0 / 0%	0 / 0%	0 / 0%	0 / 0%	0 / 0%	0 / 0%	0 / 0%
-TC	\$284	0 / 0%	0 / 0%	0 / 0%	0 / 0%	0 / 0%	0 / 0%	0 / 0%
-I	\$961,004	0 / 0%	0 / 0%	0 / 0%	0 / 0%	0 / 0%	0 / 0%	0 / 0%
	\$2,948,135	\$37,748 / 0.97%	0 / 0%	\$17,878 / 0.46%	\$11,070 / 0.28%	\$8,800 / 0.23%	0 / 0%	0 / 0%

537 - DEPARTMENT OF STATE HEALTH SERVICES - OTHER SERVICES UNADJUSTED GOAL IS 26%

T	\$78,807,005	\$14,711,464 / 18.67%	\$7,256 / 0.01%	\$800,659 / 1.02%	\$6,592,645 / 8.37%	\$6,638,001 / 8.42%	\$116,112 / 0.15%	\$556,791 / 0.71%
N	0	0 / 0%	0 / 0%	0 / 0%	0 / 0%	0 / 0%	0 / 0%	0 / 0%
S	***	\$204,442 / 1.13%	0 / 0%	0 / 0%	0 / 0%	\$204,442 / 1.13%	0 / 0%	0 / 0%
-TC	\$1,455,115	0 / 0%	0 / 0%	0 / 0%	0 / 0%	0 / 0%	0 / 0%	0 / 0%
-I	\$1,866,192	0 / 0%	0 / 0%	0 / 0%	0 / 0%	0 / 0%	0 / 0%	0 / 0%
	\$75,485,698	\$14,915,906 / 19.80%	\$7,256 / 0.01%	\$800,659 / 1.02%	\$6,592,645 / 8.37%	\$6,842,443 / 9.55%	\$116,112 / 0.15%	\$556,791 / 0.71%

537 - DEPARTMENT OF STATE HEALTH SERVICES - COMMODITY PURCHASING UNADJUSTED GOAL IS 21.1%

T	\$113,445,272	\$1,862,172 / 1.64%	\$1,680,002 / 1.48%	\$42,740 / 0.04%	\$116,834 / 0.10%	\$22,596 / 0.02%	0 / 0%	0 / 0%
N	0	0 / 0%	0 / 0%	0 / 0%	0 / 0%	0 / 0%	0 / 0%	0 / 0%
S	***	0 / 0%	0 / 0%	0 / 0%	0 / 0%	0 / 0%	0 / 0%	0 / 0%
-TC	\$1,034,166	\$208 / 0.02%	0 / 0%	0 / 0%	\$208 / 0.02%	0 / 0%	0 / 0%	0 / 0%
-I	\$568	0 / 0%	0 / 0%	0 / 0%	0 / 0%	0 / 0%	0 / 0%	0 / 0%
	\$112,410,539	\$1,861,963 / 1.66%	\$1,680,002 / 1.48%	\$42,740 / 0.04%	\$116,625 / 0.12%	\$22,596 / 0.02%	0 / 0%	0 / 0%

*** DOLLARS REPORTED BUT NOT SHOWN IN THESE COLUMNS. T=TREASURY, N=NON-TREASURY, S=SUBCONTRACTOR FUNDS & PROCUREMENT CARD HUB PURCHASES, TC=TERM CONTRACT, I= INTER GOVERNMENTAL



TEXAS HISTORICALLY UNDERUTILIZED BUSINESS (HUB) SEMI-ANNUAL REPORT RECEIVED FOR FISCAL YEAR 2025

SECTION VII - STATE AGENCY EXPENDITURE DATA

FUND TYPE	TOTAL EXPENDITURE	TOTAL SPENT WITH HUBS AMOUNT / %	BLACK AMOUNT / %	HISPANIC AMOUNT / %	WOMAN AMOUNT / %	ASIAN PACIFIC AMOUNT / %	NATIVE AMERICAN AMOUNT / %	SERVICE-DISABLED VETERAN AMOUNT / %
537 - DEPARTMENT OF STATE HEALTH SERVICES - Statewide Grand Total Expenditures								
T	\$196,688,450	\$16,739,719 / 8.51%	\$1,712,259 / 0.87%	\$958,655 / 0.49%	\$6,726,505 / 3.42%	\$6,669,397 / 3.39%	\$116,112 / 0.06%	\$556,791 / 0.28%
N	0	0 / 0%	0 / 0%	0 / 0%	0 / 0%	0 / 0%	0 / 0%	0 / 0%
S	***	\$204,442 / 1.13%	0 / 0%	0 / 0%	0 / 0%	\$204,442 / 1.13%	0 / 0%	0 / 0%
-TC	\$2,489,565	\$208 / 0.01%	0 / 0%	0 / 0%	\$208 / 0.01%	0 / 0%	0 / 0%	0 / 0%
-I	\$2,827,764	0 / 0%	0 / 0%	0 / 0%	0 / 0%	0 / 0%	0 / 0%	0 / 0%
	\$191,371,122	\$16,943,952 / 9.65%	\$1,712,259 / 0.87%	\$958,655 / 0.49%	\$6,726,297 / 3.43%	\$6,873,838 / 4.52%	\$116,112 / 0.06%	\$556,791 / 0.28%

*** DOLLARS REPORTED BUT NOT SHOWN IN THESE COLUMNS. T=TREASURY, N=NON-TREASURY, S=SUBCONTRACTOR FUNDS & PROCUREMENT CARD HUB PURCHASES, TC=TERM CONTRACT, I= INTER GOVERNMENTAL



TEXAS HISTORICALLY UNDERUTILIZED BUSINESS (HUB) SEMI-ANNUAL REPORT RECEIVED FOR FISCAL YEAR 2025

SECTION VII - STATE AGENCY EXPENDITURE DATA

FUND TYPE	TOTAL EXPENDITURE	TOTAL SPENT WITH HUBS AMOUNT / %	BLACK AMOUNT / %	HISPANIC AMOUNT / %	WOMAN AMOUNT / %	ASIAN PACIFIC AMOUNT / %	NATIVE AMERICAN AMOUNT / %	SERVICE-DISABLED VETERAN AMOUNT / %
542 - CANCER PREVENTION AND RESEARCH INSTI - HEAVY CONSTRUCTION UNADJUSTED GOAL IS 11.2%								
T	0	0 / 0%	0 / 0%	0 / 0%	0 / 0%	0 / 0%	0 / 0%	0 / 0%
N	0	0 / 0%	0 / 0%	0 / 0%	0 / 0%	0 / 0%	0 / 0%	0 / 0%
S	***	0 / 0%	0 / 0%	0 / 0%	0 / 0%	0 / 0%	0 / 0%	0 / 0%
-TC	0	0 / 0%	0 / 0%	0 / 0%	0 / 0%	0 / 0%	0 / 0%	0 / 0%
-I	0	0 / 0%	0 / 0%	0 / 0%	0 / 0%	0 / 0%	0 / 0%	0 / 0%
	0	0 / 0%	0 / 0%	0 / 0%	0 / 0%	0 / 0%	0 / 0%	0 / 0%

542 - CANCER PREVENTION AND RESEARCH INSTI - BUILDING CONSTRUCTION UNADJUSTED GOAL IS 21.1%

T	0	0 / 0%	0 / 0%	0 / 0%	0 / 0%	0 / 0%	0 / 0%	0 / 0%
N	0	0 / 0%	0 / 0%	0 / 0%	0 / 0%	0 / 0%	0 / 0%	0 / 0%
S	***	0 / 0%	0 / 0%	0 / 0%	0 / 0%	0 / 0%	0 / 0%	0 / 0%
-TC	0	0 / 0%	0 / 0%	0 / 0%	0 / 0%	0 / 0%	0 / 0%	0 / 0%
-I	0	0 / 0%	0 / 0%	0 / 0%	0 / 0%	0 / 0%	0 / 0%	0 / 0%
	0	0 / 0%	0 / 0%	0 / 0%	0 / 0%	0 / 0%	0 / 0%	0 / 0%

542 - CANCER PREVENTION AND RESEARCH INSTI - SPECIAL TRADE UNADJUSTED GOAL IS 32.9%

T	0	0 / 0%	0 / 0%	0 / 0%	0 / 0%	0 / 0%	0 / 0%	0 / 0%
N	0	0 / 0%	0 / 0%	0 / 0%	0 / 0%	0 / 0%	0 / 0%	0 / 0%
S	***	0 / 0%	0 / 0%	0 / 0%	0 / 0%	0 / 0%	0 / 0%	0 / 0%
-TC	0	0 / 0%	0 / 0%	0 / 0%	0 / 0%	0 / 0%	0 / 0%	0 / 0%
-I	0	0 / 0%	0 / 0%	0 / 0%	0 / 0%	0 / 0%	0 / 0%	0 / 0%
	0	0 / 0%	0 / 0%	0 / 0%	0 / 0%	0 / 0%	0 / 0%	0 / 0%

*** DOLLARS REPORTED BUT NOT SHOWN IN THESE COLUMNS. T=TREASURY, N=NON-TREASURY, S=SUBCONTRACTOR FUNDS & PROCUREMENT CARD HUB PURCHASES, TC=TERM CONTRACT, I= INTER GOVERNMENT



TEXAS HISTORICALLY UNDERUTILIZED BUSINESS (HUB) SEMI-ANNUAL REPORT RECEIVED FOR FISCAL YEAR 2025

SECTION VII - STATE AGENCY EXPENDITURE DATA

FUND TYPE	TOTAL EXPENDITURE	TOTAL SPENT WITH HUBS AMOUNT / %	BLACK AMOUNT / %	HISPANIC AMOUNT / %	WOMAN AMOUNT / %	ASIAN PACIFIC AMOUNT / %	NATIVE AMERICAN AMOUNT / %	SERVICE-DISABLED VETERAN AMOUNT / %
-----------	-------------------	----------------------------------	------------------	---------------------	------------------	--------------------------	----------------------------	-------------------------------------

542 - CANCER PREVENTION AND RESEARCH INSTI - PROFESSIONAL SERVICES UNADJUSTED GOAL IS 23.7%

T	\$132,793	0 / 0%	0 / 0%	0 / 0%	0 / 0%	0 / 0%	0 / 0%	0 / 0%
N	0	0 / 0%	0 / 0%	0 / 0%	0 / 0%	0 / 0%	0 / 0%	0 / 0%
S	***	0 / 0%	0 / 0%	0 / 0%	0 / 0%	0 / 0%	0 / 0%	0 / 0%
-TC	0	0 / 0%	0 / 0%	0 / 0%	0 / 0%	0 / 0%	0 / 0%	0 / 0%
-I	0	0 / 0%	0 / 0%	0 / 0%	0 / 0%	0 / 0%	0 / 0%	0 / 0%
	\$132,793	0 / 0%	0 / 0%	0 / 0%	0 / 0%	0 / 0%	0 / 0%	0 / 0%

542 - CANCER PREVENTION AND RESEARCH INSTI - OTHER SERVICES UNADJUSTED GOAL IS 26%

T	\$6,177,757	\$260,241 / 4.21%	0 / 0%	\$147,717 / 2.39%	0 / 0%	\$112,525 / 1.82%	0 / 0%	0 / 0%
N	0	0 / 0%	0 / 0%	0 / 0%	0 / 0%	0 / 0%	0 / 0%	0 / 0%
S	***	0 / 0%	0 / 0%	0 / 0%	0 / 0%	0 / 0%	0 / 0%	0 / 0%
-TC	\$555	0 / 0%	0 / 0%	0 / 0%	0 / 0%	0 / 0%	0 / 0%	0 / 0%
-I	0	0 / 0%	0 / 0%	0 / 0%	0 / 0%	0 / 0%	0 / 0%	0 / 0%
	\$6,177,202	\$260,241 / 4.21%	0 / 0%	\$147,717 / 2.39%	0 / 0%	\$112,525 / 1.82%	0 / 0%	0 / 0%

542 - CANCER PREVENTION AND RESEARCH INSTI - COMMODITY PURCHASING UNADJUSTED GOAL IS 21.1%

T	\$1,829,629	\$2,079 / 0.11%	0 / 0%	0 / 0%	\$2,079 / 0.11%	0 / 0%	0 / 0%	0 / 0%
N	0	0 / 0%	0 / 0%	0 / 0%	0 / 0%	0 / 0%	0 / 0%	0 / 0%
S	***	0 / 0%	0 / 0%	0 / 0%	0 / 0%	0 / 0%	0 / 0%	0 / 0%
-TC	0	0 / 0%	0 / 0%	0 / 0%	0 / 0%	0 / 0%	0 / 0%	0 / 0%
-I	0	0 / 0%	0 / 0%	0 / 0%	0 / 0%	0 / 0%	0 / 0%	0 / 0%
	\$1,829,629	\$2,079 / 0.11%	0 / 0%	0 / 0%	\$2,079 / 0.11%	0 / 0%	0 / 0%	0 / 0%

*** DOLLARS REPORTED BUT NOT SHOWN IN THESE COLUMNS. T=TREASURY, N=NON-TREASURY, S=SUBCONTRACTOR FUNDS & PROCUREMENT CARD HUB PURCHASES, TC=TERM CONTRACT, I= INTER GOVERNMENTAL



TEXAS HISTORICALLY UNDERUTILIZED BUSINESS (HUB) SEMI-ANNUAL REPORT RECEIVED FOR FISCAL YEAR 2025

SECTION VII - STATE AGENCY EXPENDITURE DATA

FUND TYPE	TOTAL EXPENDITURE	TOTAL SPENT WITH HUBS AMOUNT / %	BLACK AMOUNT / %	HISPANIC AMOUNT / %	WOMAN AMOUNT / %	ASIAN PACIFIC AMOUNT / %	NATIVE AMERICAN AMOUNT / %	SERVICE-DISABLED VETERAN AMOUNT / %
542 - CANCER PREVENTION AND RESEARCH INSTI - Statewide Grand Total Expenditures								
T	\$8,140,178	\$262,321 / 3.22%	0 / 0%	\$147,717 / 1.81%	\$2,079 / 0.03%	\$112,525 / 1.38%	0 / 0%	0 / 0%
N	0	0 / 0%	0 / 0%	0 / 0%	0 / 0%	0 / 0%	0 / 0%	0 / 0%
S	***	0 / 0%	0 / 0%	0 / 0%	0 / 0%	0 / 0%	0 / 0%	0 / 0%
-TC	\$555	0 / 0%	0 / 0%	0 / 0%	0 / 0%	0 / 0%	0 / 0%	0 / 0%
-I	0	0 / 0%	0 / 0%	0 / 0%	0 / 0%	0 / 0%	0 / 0%	0 / 0%
	\$8,139,623	\$262,321 / 3.22%	0 / 0%	\$147,717 / 1.81%	\$2,079 / 0.03%	\$112,525 / 1.38%	0 / 0%	0 / 0%

*** DOLLARS REPORTED BUT NOT SHOWN IN THESE COLUMNS. T=TREASURY, N=NON-TREASURY, S=SUBCONTRACTOR FUNDS & PROCUREMENT CARD HUB PURCHASES, TC=TERM CONTRACT, I= INTER GOVERNMENTAL



TEXAS HISTORICALLY UNDERUTILIZED BUSINESS (HUB) SEMI-ANNUAL REPORT RECEIVED FOR FISCAL YEAR 2025

SECTION VII - STATE AGENCY EXPENDITURE DATA

FUND TYPE	TOTAL EXPENDITURE	TOTAL SPENT WITH HUBS AMOUNT / %	BLACK AMOUNT / %	HISPANIC AMOUNT / %	WOMAN AMOUNT / %	ASIAN PACIFIC AMOUNT / %	NATIVE AMERICAN AMOUNT / %	SERVICE-DISABLED VETERAN AMOUNT / %
-----------	-------------------	----------------------------------	------------------	---------------------	------------------	--------------------------	----------------------------	-------------------------------------

551 - DEPARTMENT OF AGRICULTURE - HEAVY CONSTRUCTION UNADJUSTED GOAL IS 11.2%

T	0	0 / 0%	0 / 0%	0 / 0%	0 / 0%	0 / 0%	0 / 0%	0 / 0%
N	0	0 / 0%	0 / 0%	0 / 0%	0 / 0%	0 / 0%	0 / 0%	0 / 0%
S	***	0 / 0%	0 / 0%	0 / 0%	0 / 0%	0 / 0%	0 / 0%	0 / 0%
-TC	0	0 / 0%	0 / 0%	0 / 0%	0 / 0%	0 / 0%	0 / 0%	0 / 0%
-I	0	0 / 0%	0 / 0%	0 / 0%	0 / 0%	0 / 0%	0 / 0%	0 / 0%
	0	0 / 0%	0 / 0%	0 / 0%	0 / 0%	0 / 0%	0 / 0%	0 / 0%

551 - DEPARTMENT OF AGRICULTURE - BUILDING CONSTRUCTION UNADJUSTED GOAL IS 21.1%

T	0	0 / 0%	0 / 0%	0 / 0%	0 / 0%	0 / 0%	0 / 0%	0 / 0%
N	0	0 / 0%	0 / 0%	0 / 0%	0 / 0%	0 / 0%	0 / 0%	0 / 0%
S	***	0 / 0%	0 / 0%	0 / 0%	0 / 0%	0 / 0%	0 / 0%	0 / 0%
-TC	0	0 / 0%	0 / 0%	0 / 0%	0 / 0%	0 / 0%	0 / 0%	0 / 0%
-I	0	0 / 0%	0 / 0%	0 / 0%	0 / 0%	0 / 0%	0 / 0%	0 / 0%
	0	0 / 0%	0 / 0%	0 / 0%	0 / 0%	0 / 0%	0 / 0%	0 / 0%

551 - DEPARTMENT OF AGRICULTURE - SPECIAL TRADE UNADJUSTED GOAL IS 32.9%

T	\$22,040	0 / 0%	0 / 0%	0 / 0%	0 / 0%	0 / 0%	0 / 0%	0 / 0%
N	0	0 / 0%	0 / 0%	0 / 0%	0 / 0%	0 / 0%	0 / 0%	0 / 0%
S	***	0 / 0%	0 / 0%	0 / 0%	0 / 0%	0 / 0%	0 / 0%	0 / 0%
-TC	0	0 / 0%	0 / 0%	0 / 0%	0 / 0%	0 / 0%	0 / 0%	0 / 0%
-I	0	0 / 0%	0 / 0%	0 / 0%	0 / 0%	0 / 0%	0 / 0%	0 / 0%
	\$22,040	0 / 0%	0 / 0%	0 / 0%	0 / 0%	0 / 0%	0 / 0%	0 / 0%

*** DOLLARS REPORTED BUT NOT SHOWN IN THESE COLUMNS. T=TREASURY, N=NON-TREASURY, S=SUBCONTRACTOR FUNDS & PROCUREMENT CARD HUB PURCHASES, TC=TERM CONTRACT, I= INTER GOVERNMENTAL



TEXAS HISTORICALLY UNDERUTILIZED BUSINESS (HUB) SEMI-ANNUAL REPORT RECEIVED FOR FISCAL YEAR 2025

SECTION VII - STATE AGENCY EXPENDITURE DATA

FUND TYPE	TOTAL EXPENDITURE	TOTAL SPENT WITH HUBS AMOUNT / %	BLACK AMOUNT / %	HISPANIC AMOUNT / %	WOMAN AMOUNT / %	ASIAN PACIFIC AMOUNT / %	NATIVE AMERICAN AMOUNT / %	SERVICE-DISABLED VETERAN AMOUNT / %
-----------	-------------------	----------------------------------	------------------	---------------------	------------------	--------------------------	----------------------------	-------------------------------------

551 - DEPARTMENT OF AGRICULTURE - PROFESSIONAL SERVICES UNADJUSTED GOAL IS 23.7%

T	\$25,538	0 / 0%	0 / 0%	0 / 0%	0 / 0%	0 / 0%	0 / 0%	0 / 0%
N	0	0 / 0%	0 / 0%	0 / 0%	0 / 0%	0 / 0%	0 / 0%	0 / 0%
S	***	0 / 0%	0 / 0%	0 / 0%	0 / 0%	0 / 0%	0 / 0%	0 / 0%
-TC	\$273	0 / 0%	0 / 0%	0 / 0%	0 / 0%	0 / 0%	0 / 0%	0 / 0%
-I	0	0 / 0%	0 / 0%	0 / 0%	0 / 0%	0 / 0%	0 / 0%	0 / 0%
	\$25,265	0 / 0%	0 / 0%	0 / 0%	0 / 0%	0 / 0%	0 / 0%	0 / 0%

551 - DEPARTMENT OF AGRICULTURE - OTHER SERVICES UNADJUSTED GOAL IS 26%

T	\$5,650,135	\$1,178,772 / 20.86%	\$89,918 / 1.59%	\$69,749 / 1.23%	\$534,883 / 9.47%	\$484,223 / 8.57%	0 / 0%	0 / 0%
N	0	0 / 0%	0 / 0%	0 / 0%	0 / 0%	0 / 0%	0 / 0%	0 / 0%
S	***	0 / 0%	0 / 0%	0 / 0%	0 / 0%	0 / 0%	0 / 0%	0 / 0%
-TC	0	0 / 0%	0 / 0%	0 / 0%	0 / 0%	0 / 0%	0 / 0%	0 / 0%
-I	\$473,656	0 / 0%	0 / 0%	0 / 0%	0 / 0%	0 / 0%	0 / 0%	0 / 0%
	\$5,176,479	\$1,178,772 / 20.86%	\$89,918 / 1.59%	\$69,749 / 1.23%	\$534,883 / 9.47%	\$484,223 / 8.57%	0 / 0%	0 / 0%

551 - DEPARTMENT OF AGRICULTURE - COMMODITY PURCHASING UNADJUSTED GOAL IS 21.1%

T	\$1,727,029	\$181,949 / 10.54%	\$54,970 / 3.18%	\$68,187 / 3.95%	\$58,792 / 3.40%	0 / 0%	0 / 0%	0 / 0%
N	0	0 / 0%	0 / 0%	0 / 0%	0 / 0%	0 / 0%	0 / 0%	0 / 0%
S	***	\$533 / 0.35%	\$533 / 0.35%	0 / 0%	0 / 0%	0 / 0%	0 / 0%	0 / 0%
-TC	\$301,762	\$81 / 0.03%	0 / 0%	0 / 0%	\$81 / 0.03%	0 / 0%	0 / 0%	0 / 0%
-I	0	0 / 0%	0 / 0%	0 / 0%	0 / 0%	0 / 0%	0 / 0%	0 / 0%
	\$1,425,267	\$182,401 / 10.92%	\$55,503 / 3.54%	\$68,187 / 3.95%	\$58,711 / 3.43%	0 / 0%	0 / 0%	0 / 0%

*** DOLLARS REPORTED BUT NOT SHOWN IN THESE COLUMNS. T=TREASURY, N=NON-TREASURY, S=SUBCONTRACTOR FUNDS & PROCUREMENT CARD HUB PURCHASES, TC=TERM CONTRACT, I= INTER GOVERNMENTAL



TEXAS HISTORICALLY UNDERUTILIZED BUSINESS (HUB) SEMI-ANNUAL REPORT RECEIVED FOR FISCAL YEAR 2025

SECTION VII - STATE AGENCY EXPENDITURE DATA

FUND TYPE	TOTAL EXPENDITURE	TOTAL SPENT WITH HUBS AMOUNT / %	BLACK AMOUNT / %	HISPANIC AMOUNT / %	WOMAN AMOUNT / %	ASIAN PACIFIC AMOUNT / %	NATIVE AMERICAN AMOUNT / %	SERVICE-DISABLED VETERAN AMOUNT / %
551 - DEPARTMENT OF AGRICULTURE - Statewide Grand Total Expenditures								
T	\$7,424,743	\$1,360,721 / 18.33%	\$144,888 / 1.95%	\$137,935 / 1.86%	\$593,674 / 8.00%	\$484,223 / 6.52%	0 / 0%	0 / 0%
N	0	0 / 0%	0 / 0%	0 / 0%	0 / 0%	0 / 0%	0 / 0%	0 / 0%
S	***	\$533 / 0.33%	\$533 / 0.33%	0 / 0%	0 / 0%	0 / 0%	0 / 0%	0 / 0%
-TC	\$302,035	\$81 / 0.03%	0 / 0%	0 / 0%	\$81 / 0.03%	0 / 0%	0 / 0%	0 / 0%
-I	\$473,656	0 / 0%	0 / 0%	0 / 0%	0 / 0%	0 / 0%	0 / 0%	0 / 0%
	\$6,649,052	\$1,361,173 / 18.69%	\$145,421 / 2.28%	\$137,935 / 1.86%	\$593,593 / 8.02%	\$484,223 / 6.52%	0 / 0%	0 / 0%

*** DOLLARS REPORTED BUT NOT SHOWN IN THESE COLUMNS. T=TREASURY, N=NON-TREASURY, S=SUBCONTRACTOR FUNDS & PROCUREMENT CARD HUB PURCHASES, TC=TERM CONTRACT, I= INTER GOVERNMENTAL



TEXAS HISTORICALLY UNDERUTILIZED BUSINESS (HUB) SEMI-ANNUAL REPORT RECEIVED FOR FISCAL YEAR 2025

SECTION VII - STATE AGENCY EXPENDITURE DATA

FUND TYPE	TOTAL EXPENDITURE	TOTAL SPENT WITH HUBS AMOUNT / %	BLACK AMOUNT / %	HISPANIC AMOUNT / %	WOMAN AMOUNT / %	ASIAN PACIFIC AMOUNT / %	NATIVE AMERICAN AMOUNT / %	SERVICE-DISABLED VETERAN AMOUNT / %
-----------	-------------------	----------------------------------	------------------	---------------------	------------------	--------------------------	----------------------------	-------------------------------------

554 - TEXAS ANIMAL HEALTH COMMISSION - HEAVY CONSTRUCTION UNADJUSTED GOAL IS 11.2%

T	0	0 / 0%	0 / 0%	0 / 0%	0 / 0%	0 / 0%	0 / 0%	0 / 0%
N	0	0 / 0%	0 / 0%	0 / 0%	0 / 0%	0 / 0%	0 / 0%	0 / 0%
S	***	0 / 0%	0 / 0%	0 / 0%	0 / 0%	0 / 0%	0 / 0%	0 / 0%
-TC	0	0 / 0%	0 / 0%	0 / 0%	0 / 0%	0 / 0%	0 / 0%	0 / 0%
-I	0	0 / 0%	0 / 0%	0 / 0%	0 / 0%	0 / 0%	0 / 0%	0 / 0%
	0	0 / 0%	0 / 0%	0 / 0%	0 / 0%	0 / 0%	0 / 0%	0 / 0%

554 - TEXAS ANIMAL HEALTH COMMISSION - BUILDING CONSTRUCTION UNADJUSTED GOAL IS 21.1%

T	0	0 / 0%	0 / 0%	0 / 0%	0 / 0%	0 / 0%	0 / 0%	0 / 0%
N	0	0 / 0%	0 / 0%	0 / 0%	0 / 0%	0 / 0%	0 / 0%	0 / 0%
S	***	0 / 0%	0 / 0%	0 / 0%	0 / 0%	0 / 0%	0 / 0%	0 / 0%
-TC	0	0 / 0%	0 / 0%	0 / 0%	0 / 0%	0 / 0%	0 / 0%	0 / 0%
-I	0	0 / 0%	0 / 0%	0 / 0%	0 / 0%	0 / 0%	0 / 0%	0 / 0%
	0	0 / 0%	0 / 0%	0 / 0%	0 / 0%	0 / 0%	0 / 0%	0 / 0%

554 - TEXAS ANIMAL HEALTH COMMISSION - SPECIAL TRADE UNADJUSTED GOAL IS 32.9%

T	\$7,497	\$5,145 / 68.63%	0 / 0%	\$5,145 / 68.63%	0 / 0%	0 / 0%	0 / 0%	0 / 0%
N	0	0 / 0%	0 / 0%	0 / 0%	0 / 0%	0 / 0%	0 / 0%	0 / 0%
S	***	\$195 / 2.60%	0 / 0%	\$195 / 2.60%	0 / 0%	0 / 0%	0 / 0%	0 / 0%
-TC	0	0 / 0%	0 / 0%	0 / 0%	0 / 0%	0 / 0%	0 / 0%	0 / 0%
-I	0	0 / 0%	0 / 0%	0 / 0%	0 / 0%	0 / 0%	0 / 0%	0 / 0%
	\$7,497	\$5,340 / 71.23%	0 / 0%	\$5,340 / 71.23%	0 / 0%	0 / 0%	0 / 0%	0 / 0%

*** DOLLARS REPORTED BUT NOT SHOWN IN THESE COLUMNS. T=TREASURY, N=NON-TREASURY, S=SUBCONTRACTOR FUNDS & PROCUREMENT CARD HUB PURCHASES, TC=TERM CONTRACT, I= INTER GOVERNMENTAL



TEXAS HISTORICALLY UNDERUTILIZED BUSINESS (HUB) SEMI-ANNUAL REPORT RECEIVED FOR FISCAL YEAR 2025

SECTION VII - STATE AGENCY EXPENDITURE DATA

FUND TYPE	TOTAL EXPENDITURE	TOTAL SPENT WITH HUBS AMOUNT / %	BLACK AMOUNT / %	HISPANIC AMOUNT / %	WOMAN AMOUNT / %	ASIAN PACIFIC AMOUNT / %	NATIVE AMERICAN AMOUNT / %	SERVICE-DISABLED VETERAN AMOUNT / %
-----------	-------------------	----------------------------------	------------------	---------------------	------------------	--------------------------	----------------------------	-------------------------------------

554 - TEXAS ANIMAL HEALTH COMMISSION - PROFESSIONAL SERVICES UNADJUSTED GOAL IS 23.7%

T	\$82,643	\$53,083 / 64.23%	\$53,083 / 64.23%	0 / 0%	0 / 0%	0 / 0%	0 / 0%	0 / 0%
N	0	0 / 0%	0 / 0%	0 / 0%	0 / 0%	0 / 0%	0 / 0%	0 / 0%
S	***	0 / 0%	0 / 0%	0 / 0%	0 / 0%	0 / 0%	0 / 0%	0 / 0%
-TC	0	0 / 0%	0 / 0%	0 / 0%	0 / 0%	0 / 0%	0 / 0%	0 / 0%
-I	\$12,741	0 / 0%	0 / 0%	0 / 0%	0 / 0%	0 / 0%	0 / 0%	0 / 0%
	\$69,902	\$53,083 / 64.23%	\$53,083 / 64.23%	0 / 0%	0 / 0%	0 / 0%	0 / 0%	0 / 0%

554 - TEXAS ANIMAL HEALTH COMMISSION - OTHER SERVICES UNADJUSTED GOAL IS 26%

T	\$961,297	\$32,962 / 3.43%	\$17,613 / 1.83%	\$14,041 / 1.46%	\$1,308 / 0.14%	0 / 0%	0 / 0%	0 / 0%
N	0	0 / 0%	0 / 0%	0 / 0%	0 / 0%	0 / 0%	0 / 0%	0 / 0%
S	***	0 / 0%	0 / 0%	0 / 0%	0 / 0%	0 / 0%	0 / 0%	0 / 0%
-TC	\$45,896	0 / 0%	0 / 0%	0 / 0%	0 / 0%	0 / 0%	0 / 0%	0 / 0%
-I	\$145,330	0 / 0%	0 / 0%	0 / 0%	0 / 0%	0 / 0%	0 / 0%	0 / 0%
	\$770,071	\$32,962 / 3.43%	\$17,613 / 1.83%	\$14,041 / 1.46%	\$1,308 / 0.14%	0 / 0%	0 / 0%	0 / 0%

554 - TEXAS ANIMAL HEALTH COMMISSION - COMMODITY PURCHASING UNADJUSTED GOAL IS 21.1%

T	\$1,062,866	\$132,491 / 12.47%	\$2,723 / 0.26%	\$27,346 / 2.57%	\$98,072 / 9.23%	\$2,097 / 0.20%	\$2,253 / 0.21%	0 / 0%
N	0	0 / 0%	0 / 0%	0 / 0%	0 / 0%	0 / 0%	0 / 0%	0 / 0%
S	***	\$88 / 1.53%	0 / 0%	\$88 / 1.53%	0 / 0%	0 / 0%	0 / 0%	0 / 0%
-TC	\$162,469	0 / 0%	0 / 0%	0 / 0%	0 / 0%	0 / 0%	0 / 0%	0 / 0%
-I	\$8,627	0 / 0%	0 / 0%	0 / 0%	0 / 0%	0 / 0%	0 / 0%	0 / 0%
	\$891,770	\$132,579 / 14.00%	\$2,723 / 0.26%	\$27,434 / 4.11%	\$98,072 / 9.23%	\$2,097 / 0.20%	\$2,253 / 0.21%	0 / 0%

*** DOLLARS REPORTED BUT NOT SHOWN IN THESE COLUMNS. T=TREASURY, N=NON-TREASURY, S=SUBCONTRACTOR FUNDS & PROCUREMENT CARD HUB PURCHASES, TC=TERM CONTRACT, I= INTER GOVERNMENTAL



TEXAS HISTORICALLY UNDERUTILIZED BUSINESS (HUB) SEMI-ANNUAL REPORT RECEIVED FOR FISCAL YEAR 2025

SECTION VII - STATE AGENCY EXPENDITURE DATA

FUND TYPE	TOTAL EXPENDITURE	TOTAL SPENT WITH HUBS AMOUNT / %	BLACK AMOUNT / %	HISPANIC AMOUNT / %	WOMAN AMOUNT / %	ASIAN PACIFIC AMOUNT / %	NATIVE AMERICAN AMOUNT / %	SERVICE-DISABLED VETERAN AMOUNT / %
554 - TEXAS ANIMAL HEALTH COMMISSION - Statewide Grand Total Expenditures								
T	\$2,114,302	\$223,681 / 10.58%	\$73,418 / 3.47%	\$46,533 / 2.20%	\$99,380 / 4.70%	\$2,097 / 0.10%	\$2,253 / 0.11%	0 / 0%
N	0	0 / 0%	0 / 0%	0 / 0%	0 / 0%	0 / 0%	0 / 0%	0 / 0%
S	***	\$283 / 2.14%	0 / 0%	\$283 / 2.14%	0 / 0%	0 / 0%	0 / 0%	0 / 0%
-TC	\$208,365	0 / 0%	0 / 0%	0 / 0%	0 / 0%	0 / 0%	0 / 0%	0 / 0%
-I	\$166,697	0 / 0%	0 / 0%	0 / 0%	0 / 0%	0 / 0%	0 / 0%	0 / 0%
	\$1,739,240	\$223,964 / 12.72%	\$73,418 / 3.47%	\$46,816 / 4.34%	\$99,380 / 4.70%	\$2,097 / 0.10%	\$2,253 / 0.11%	0 / 0%

*** DOLLARS REPORTED BUT NOT SHOWN IN THESE COLUMNS. T=TREASURY, N=NON-TREASURY, S=SUBCONTRACTOR FUNDS & PROCUREMENT CARD HUB PURCHASES, TC=TERM CONTRACT, I= INTER GOVERNMENTAL



TEXAS HISTORICALLY UNDERUTILIZED BUSINESS (HUB) SEMI-ANNUAL REPORT RECEIVED FOR FISCAL YEAR 2025

SECTION VII - STATE AGENCY EXPENDITURE DATA

FUND TYPE	TOTAL EXPENDITURE	TOTAL SPENT WITH HUBS AMOUNT / %	BLACK AMOUNT / %	HISPANIC AMOUNT / %	WOMAN AMOUNT / %	ASIAN PACIFIC AMOUNT / %	NATIVE AMERICAN AMOUNT / %	SERVICE- DISABLED VETERAN AMOUNT / %
-----------	-------------------	-------------------------------------	---------------------	------------------------	---------------------	--------------------------------	----------------------------------	---

555 - TEXAS A&M AGRILIFE EXTENSION SERVICE - HEAVY CONSTRUCTION UNADJUSTED GOAL IS 11.2%

T	0	0 / 0%	0 / 0%	0 / 0%	0 / 0%	0 / 0%	0 / 0%	0 / 0%
N	0	0 / 0%	0 / 0%	0 / 0%	0 / 0%	0 / 0%	0 / 0%	0 / 0%
S	***	0 / 0%	0 / 0%	0 / 0%	0 / 0%	0 / 0%	0 / 0%	0 / 0%
-TC	0	0 / 0%	0 / 0%	0 / 0%	0 / 0%	0 / 0%	0 / 0%	0 / 0%
-I	0	0 / 0%	0 / 0%	0 / 0%	0 / 0%	0 / 0%	0 / 0%	0 / 0%
	0	0 / 0%	0 / 0%	0 / 0%	0 / 0%	0 / 0%	0 / 0%	0 / 0%

555 - TEXAS A&M AGRILIFE EXTENSION SERVICE - BUILDING CONSTRUCTION UNADJUSTED GOAL IS 21.1%

T	0	0 / 0%	0 / 0%	0 / 0%	0 / 0%	0 / 0%	0 / 0%	0 / 0%
N	\$402,452	\$401,060 / 99.65%	0 / 0%	\$401,060 / 99.65%	0 / 0%	0 / 0%	0 / 0%	0 / 0%
S	***	0 / 0%	0 / 0%	0 / 0%	0 / 0%	0 / 0%	0 / 0%	0 / 0%
-TC	0	0 / 0%	0 / 0%	0 / 0%	0 / 0%	0 / 0%	0 / 0%	0 / 0%
-I	0	0 / 0%	0 / 0%	0 / 0%	0 / 0%	0 / 0%	0 / 0%	0 / 0%
	\$402,452	\$401,060 / 99.65%	0 / 0%	\$401,060 / 99.65%	0 / 0%	0 / 0%	0 / 0%	0 / 0%

555 - TEXAS A&M AGRILIFE EXTENSION SERVICE - SPECIAL TRADE UNADJUSTED GOAL IS 32.9%

T	0	0 / 0%	0 / 0%	0 / 0%	0 / 0%	0 / 0%	0 / 0%	0 / 0%
N	\$138,884	\$556 / 0.40%	0 / 0%	0 / 0%	\$556 / 0.40%	0 / 0%	0 / 0%	0 / 0%
S	***	0 / 0%	0 / 0%	0 / 0%	0 / 0%	0 / 0%	0 / 0%	0 / 0%
-TC	0	0 / 0%	0 / 0%	0 / 0%	0 / 0%	0 / 0%	0 / 0%	0 / 0%
-I	0	0 / 0%	0 / 0%	0 / 0%	0 / 0%	0 / 0%	0 / 0%	0 / 0%
	\$138,884	\$556 / 0.40%	0 / 0%	0 / 0%	\$556 / 0.40%	0 / 0%	0 / 0%	0 / 0%

*** DOLLARS REPORTED BUT NOT SHOWN IN THESE COLUMNS. T=TREASURY, N=NON-TREASURY, S=SUBCONTRACTOR FUNDS & PROCUREMENT CARD HUB PURCHASES, TC=TERM CONTRACT, I= INTER GOVERNMENT



TEXAS HISTORICALLY UNDERUTILIZED BUSINESS (HUB) SEMI-ANNUAL REPORT RECEIVED FOR FISCAL YEAR 2025

SECTION VII - STATE AGENCY EXPENDITURE DATA

FUND TYPE	TOTAL EXPENDITURE	TOTAL SPENT WITH HUBS AMOUNT / %	BLACK AMOUNT / %	HISPANIC AMOUNT / %	WOMAN AMOUNT / %	ASIAN PACIFIC AMOUNT / %	NATIVE AMERICAN AMOUNT / %	SERVICE-DISABLED VETERAN AMOUNT / %
-----------	-------------------	----------------------------------	------------------	---------------------	------------------	--------------------------	----------------------------	-------------------------------------

555 - TEXAS A&M AGRILIFE EXTENSION SERVICE - PROFESSIONAL SERVICES UNADJUSTED GOAL IS 23.7%

T	0	0 / 0%	0 / 0%	0 / 0%	0 / 0%	0 / 0%	0 / 0%	0 / 0%
N	\$35,111	0 / 0%	0 / 0%	0 / 0%	0 / 0%	0 / 0%	0 / 0%	0 / 0%
S	***	0 / 0%	0 / 0%	0 / 0%	0 / 0%	0 / 0%	0 / 0%	0 / 0%
-TC	0	0 / 0%	0 / 0%	0 / 0%	0 / 0%	0 / 0%	0 / 0%	0 / 0%
-I	0	0 / 0%	0 / 0%	0 / 0%	0 / 0%	0 / 0%	0 / 0%	0 / 0%
	\$35,111	0 / 0%	0 / 0%	0 / 0%	0 / 0%	0 / 0%	0 / 0%	0 / 0%

555 - TEXAS A&M AGRILIFE EXTENSION SERVICE - OTHER SERVICES UNADJUSTED GOAL IS 26%

T	0	0 / 0%	0 / 0%	0 / 0%	0 / 0%	0 / 0%	0 / 0%	0 / 0%
N	\$1,811,972	\$113,931 / 6.29%	\$8,402 / 0.46%	\$9,606 / 0.53%	\$20,126 / 1.11%	\$19,350 / 1.07%	\$1,778 / 0.10%	\$54,669 / 3.02%
S	***	\$1,754 / 0.55%	0 / 0%	\$1,568 / 0.49%	\$186 / 0.06%	0 / 0%	0 / 0%	0 / 0%
-TC	0	0 / 0%	0 / 0%	0 / 0%	0 / 0%	0 / 0%	0 / 0%	0 / 0%
-I	0	0 / 0%	0 / 0%	0 / 0%	0 / 0%	0 / 0%	0 / 0%	0 / 0%
	\$1,811,972	\$115,685 / 6.83%	\$8,402 / 0.46%	\$11,175 / 1.02%	\$20,311 / 1.17%	\$19,350 / 1.07%	\$1,778 / 0.10%	\$54,669 / 3.02%

555 - TEXAS A&M AGRILIFE EXTENSION SERVICE - COMMODITY PURCHASING UNADJUSTED GOAL IS 21.1%

T	\$-1,437	0 / 0%	0 / 0%	0 / 0%	0 / 0%	0 / 0%	0 / 0%	0 / 0%
N	\$5,820,946	\$1,390,041 / 23.88%	\$372,342 / 6.40%	\$899,837 / 15.46%	\$79,409 / 1.36%	\$25,466 / 0.44%	\$67 / 0.00%	\$12,921 / 0.22%
S	***	\$13,278 / 0.80%	0 / 0%	\$2,646 / 0.16%	\$10,453 / 0.63%	\$178 / 0.01%	0 / 0%	0 / 0%
-TC	0	0 / 0%	0 / 0%	0 / 0%	0 / 0%	0 / 0%	0 / 0%	0 / 0%
-I	0	0 / 0%	0 / 0%	0 / 0%	0 / 0%	0 / 0%	0 / 0%	0 / 0%
	\$5,819,508	\$1,403,319 / 24.68%	\$372,342 / 6.40%	\$902,483 / 15.62%	\$89,862 / 1.99%	\$25,644 / 0.45%	\$67 / 0.00%	\$12,921 / 0.22%

*** DOLLARS REPORTED BUT NOT SHOWN IN THESE COLUMNS. T=TREASURY, N=NON-TREASURY, S=SUBCONTRACTOR FUNDS & PROCUREMENT CARD HUB PURCHASES, TC=TERM CONTRACT, I= INTER GOVERNMENTAL



TEXAS HISTORICALLY UNDERUTILIZED BUSINESS (HUB) SEMI-ANNUAL REPORT RECEIVED FOR FISCAL YEAR 2025

SECTION VII - STATE AGENCY EXPENDITURE DATA

FUND TYPE	TOTAL EXPENDITURE	TOTAL SPENT WITH HUBS AMOUNT / %	BLACK AMOUNT / %	HISPANIC AMOUNT / %	WOMAN AMOUNT / %	ASIAN PACIFIC AMOUNT / %	NATIVE AMERICAN AMOUNT / %	SERVICE-DISABLED VETERAN AMOUNT / %
555 - TEXAS A&M AGRILIFE EXTENSION SERVICE - Statewide Grand Total Expenditures								
T	\$-1,437	0 / 0%	0 / 0%	0 / 0%	0 / 0%	0 / 0%	0 / 0%	0 / 0%
N	\$8,209,365	\$1,905,588 / 23.21%	\$380,744 / 4.64%	\$1,310,502 / 15.96%	\$100,091 / 1.22%	\$44,816 / 0.55%	\$1,845 / 0.02%	\$67,590 / 0.82%
S	***	\$15,032 / 0.76%	0 / 0%	\$4,215 / 0.21%	\$10,639 / 0.54%	\$178 / 0.01%	0 / 0%	0 / 0%
-TC	0	0 / 0%	0 / 0%	0 / 0%	0 / 0%	0 / 0%	0 / 0%	0 / 0%
-I	0	0 / 0%	0 / 0%	0 / 0%	0 / 0%	0 / 0%	0 / 0%	0 / 0%
	\$8,207,928	\$1,920,619 / 23.97%	\$380,744 / 4.64%	\$1,314,717 / 16.18%	\$110,729 / 1.76%	\$44,994 / 0.55%	\$1,845 / 0.02%	\$67,590 / 0.82%

*** DOLLARS REPORTED BUT NOT SHOWN IN THESE COLUMNS. T=TREASURY, N=NON-TREASURY, S=SUBCONTRACTOR FUNDS & PROCUREMENT CARD HUB PURCHASES, TC=TERM CONTRACT, I= INTER GOVERNMENTAL



TEXAS HISTORICALLY UNDERUTILIZED BUSINESS (HUB) SEMI-ANNUAL REPORT RECEIVED FOR FISCAL YEAR 2025

SECTION VII - STATE AGENCY EXPENDITURE DATA

FUND TYPE	TOTAL EXPENDITURE	TOTAL SPENT WITH HUBS AMOUNT / %	BLACK AMOUNT / %	HISPANIC AMOUNT / %	WOMAN AMOUNT / %	ASIAN PACIFIC AMOUNT / %	NATIVE AMERICAN AMOUNT / %	SERVICE-DISABLED VETERAN AMOUNT / %
-----------	-------------------	----------------------------------	------------------	---------------------	------------------	--------------------------	----------------------------	-------------------------------------

556 - TEXAS A&M AGRILIFE RESEARCH - HEAVY CONSTRUCTION UNADJUSTED GOAL IS 11.2%

T	0	0 / 0%	0 / 0%	0 / 0%	0 / 0%	0 / 0%	0 / 0%	0 / 0%
N	\$8,768	0 / 0%	0 / 0%	0 / 0%	0 / 0%	0 / 0%	0 / 0%	0 / 0%
S	***	0 / 0%	0 / 0%	0 / 0%	0 / 0%	0 / 0%	0 / 0%	0 / 0%
-TC	0	0 / 0%	0 / 0%	0 / 0%	0 / 0%	0 / 0%	0 / 0%	0 / 0%
-I	0	0 / 0%	0 / 0%	0 / 0%	0 / 0%	0 / 0%	0 / 0%	0 / 0%
	\$8,768	0 / 0%	0 / 0%	0 / 0%	0 / 0%	0 / 0%	0 / 0%	0 / 0%

556 - TEXAS A&M AGRILIFE RESEARCH - BUILDING CONSTRUCTION UNADJUSTED GOAL IS 21.1%

T	0	0 / 0%	0 / 0%	0 / 0%	0 / 0%	0 / 0%	0 / 0%	0 / 0%
N	\$7,391,080	\$500,345 / 6.77%	\$55,570 / 0.75%	0 / 0%	\$444,775 / 6.02%	0 / 0%	0 / 0%	0 / 0%
S	***	\$273,897 / 3.72%	0 / 0%	\$116,549 / 1.58%	\$157,347 / 2.14%	0 / 0%	0 / 0%	0 / 0%
-TC	0	0 / 0%	0 / 0%	0 / 0%	0 / 0%	0 / 0%	0 / 0%	0 / 0%
-I	0	0 / 0%	0 / 0%	0 / 0%	0 / 0%	0 / 0%	0 / 0%	0 / 0%
	\$7,391,080	\$774,242 / 10.49%	\$55,570 / 0.75%	\$116,549 / 1.58%	\$602,122 / 8.15%	0 / 0%	0 / 0%	0 / 0%

556 - TEXAS A&M AGRILIFE RESEARCH - SPECIAL TRADE UNADJUSTED GOAL IS 32.9%

T	\$-19,685	0 / 0%	0 / 0%	0 / 0%	0 / 0%	0 / 0%	0 / 0%	0 / 0%
N	\$1,869,352	\$264,349 / 14.14%	\$121,710 / 6.51%	\$39,480 / 2.11%	\$103,159 / 5.52%	0 / 0%	0 / 0%	0 / 0%
S	***	\$697,777 / 49.48%	0 / 0%	\$105,045 / 7.45%	\$592,732 / 42.03%	0 / 0%	0 / 0%	0 / 0%
-TC	0	0 / 0%	0 / 0%	0 / 0%	0 / 0%	0 / 0%	0 / 0%	0 / 0%
-I	0	0 / 0%	0 / 0%	0 / 0%	0 / 0%	0 / 0%	0 / 0%	0 / 0%
	\$1,849,667	\$962,126 / 63.63%	\$121,710 / 6.51%	\$144,525 / 9.56%	\$695,891 / 47.55%	0 / 0%	0 / 0%	0 / 0%

*** DOLLARS REPORTED BUT NOT SHOWN IN THESE COLUMNS. T=TREASURY, N=NON-TREASURY, S=SUBCONTRACTOR FUNDS & PROCUREMENT CARD HUB PURCHASES, TC=TERM CONTRACT, I= INTER GOVERNMENTAL



TEXAS HISTORICALLY UNDERUTILIZED BUSINESS (HUB) SEMI-ANNUAL REPORT RECEIVED FOR FISCAL YEAR 2025

SECTION VII - STATE AGENCY EXPENDITURE DATA

FUND TYPE	TOTAL EXPENDITURE	TOTAL SPENT WITH HUBS AMOUNT / %	BLACK AMOUNT / %	HISPANIC AMOUNT / %	WOMAN AMOUNT / %	ASIAN PACIFIC AMOUNT / %	NATIVE AMERICAN AMOUNT / %	SERVICE-DISABLED VETERAN AMOUNT / %
-----------	-------------------	----------------------------------	------------------	---------------------	------------------	--------------------------	----------------------------	-------------------------------------

556 - TEXAS A&M AGRILIFE RESEARCH - PROFESSIONAL SERVICES UNADJUSTED GOAL IS 23.7%

T	0	0 / 0%	0 / 0%	0 / 0%	0 / 0%	0 / 0%	0 / 0%	0 / 0%
N	\$449,281	0 / 0%	0 / 0%	0 / 0%	0 / 0%	0 / 0%	0 / 0%	0 / 0%
S	***	0 / 0%	0 / 0%	0 / 0%	0 / 0%	0 / 0%	0 / 0%	0 / 0%
-TC	0	0 / 0%	0 / 0%	0 / 0%	0 / 0%	0 / 0%	0 / 0%	0 / 0%
-I	0	0 / 0%	0 / 0%	0 / 0%	0 / 0%	0 / 0%	0 / 0%	0 / 0%
	\$449,281	0 / 0%	0 / 0%	0 / 0%	0 / 0%	0 / 0%	0 / 0%	0 / 0%

556 - TEXAS A&M AGRILIFE RESEARCH - OTHER SERVICES UNADJUSTED GOAL IS 26%

T	\$-4,843	0 / 0%	0 / 0%	0 / 0%	0 / 0%	0 / 0%	0 / 0%	0 / 0%
N	\$8,360,651	\$546,733 / 6.54%	\$151,171 / 1.81%	\$56,669 / 0.68%	\$311,459 / 3.73%	\$24,766 / 0.30%	\$2,667 / 0.03%	0 / 0%
S	***	\$21,145 / 0.27%	\$2,247 / 0.03%	\$8,554 / 0.11%	\$7,012 / 0.09%	\$1,732 / 0.02%	0 / 0%	\$1,600 / 0.02%
-TC	\$11,284	0 / 0%	0 / 0%	0 / 0%	0 / 0%	0 / 0%	0 / 0%	0 / 0%
-I	0	0 / 0%	0 / 0%	0 / 0%	0 / 0%	0 / 0%	0 / 0%	0 / 0%
	\$8,344,524	\$567,878 / 6.81%	\$153,418 / 1.84%	\$65,223 / 0.79%	\$318,471 / 3.81%	\$26,498 / 0.32%	\$2,667 / 0.03%	\$1,600 / 0.02%

556 - TEXAS A&M AGRILIFE RESEARCH - COMMODITY PURCHASING UNADJUSTED GOAL IS 21.1%

T	\$-7,053	-\$2,180 / 30.90%	-\$2,180 / 30.90%	0 / 0%	0 / 0%	0 / 0%	0 / 0%	0 / 0%
N	\$19,355,192	\$3,949,704 / 20.41%	\$2,564,749 / 13.25%	\$1,059,091 / 5.47%	\$243,950 / 1.26%	\$80,758 / 0.42%	\$67 / 0.00%	\$1,090 / 0.01%
S	***	\$24,450 / 0.29%	\$2,694 / 0.03%	\$5,416 / 0.06%	\$13,141 / 0.15%	0 / 0%	0 / 0%	\$3,200 / 0.04%
-TC	\$415,642	0 / 0%	0 / 0%	0 / 0%	0 / 0%	0 / 0%	0 / 0%	0 / 0%
-I	0	0 / 0%	0 / 0%	0 / 0%	0 / 0%	0 / 0%	0 / 0%	0 / 0%
	\$18,932,497	\$3,971,974 / 51.59%	\$2,565,263 / 44.18%	\$1,064,507 / 5.54%	\$257,091 / 1.41%	\$80,758 / 0.42%	\$67 / 0.00%	\$4,290 / 0.04%

*** DOLLARS REPORTED BUT NOT SHOWN IN THESE COLUMNS. T=TREASURY, N=NON-TREASURY, S=SUBCONTRACTOR FUNDS & PROCUREMENT CARD HUB PURCHASES, TC=TERM CONTRACT, I= INTER GOVERNMENTAL



TEXAS HISTORICALLY UNDERUTILIZED BUSINESS (HUB) SEMI-ANNUAL REPORT RECEIVED FOR FISCAL YEAR 2025

SECTION VII - STATE AGENCY EXPENDITURE DATA

FUND TYPE	TOTAL EXPENDITURE	TOTAL SPENT WITH HUBS AMOUNT / %	BLACK AMOUNT / %	HISPANIC AMOUNT / %	WOMAN AMOUNT / %	ASIAN PACIFIC AMOUNT / %	NATIVE AMERICAN AMOUNT / %	SERVICE-DISABLED VETERAN AMOUNT / %
556 - TEXAS A&M AGRILIFE RESEARCH - Statewide Grand Total Expenditures								
T	\$-31,581	-\$2,180 / 6.90%	-\$2,180 / 6.90%	0 / 0%	0 / 0%	0 / 0%	0 / 0%	0 / 0%
N	\$37,434,324	\$5,261,131 / 14.05%	\$2,893,200 / 7.73%	\$1,155,240 / 3.09%	\$1,103,343 / 2.95%	\$105,524 / 0.28%	\$2,734 / 0.01%	\$1,090 / 0.00%
S	***	\$1,017,268 / 4.05%	\$4,941 / 0.02%	\$235,564 / 0.94%	\$770,231 / 3.06%	\$1,732 / 0.01%	0 / 0%	\$4,800 / 0.02%
-TC	\$426,926	0 / 0%	0 / 0%	0 / 0%	0 / 0%	0 / 0%	0 / 0%	0 / 0%
-I	0	0 / 0%	0 / 0%	0 / 0%	0 / 0%	0 / 0%	0 / 0%	0 / 0%
	\$36,975,817	\$6,276,220 / 25.00%	\$2,895,961 / 14.65%	\$1,390,804 / 4.02%	\$1,873,575 / 6.01%	\$107,256 / 0.29%	\$2,734 / 0.01%	\$5,890 / 0.02%

*** DOLLARS REPORTED BUT NOT SHOWN IN THESE COLUMNS. T=TREASURY, N=NON-TREASURY, S=SUBCONTRACTOR FUNDS & PROCUREMENT CARD HUB PURCHASES, TC=TERM CONTRACT, I= INTER GOVERNMENTAL



TEXAS HISTORICALLY UNDERUTILIZED BUSINESS (HUB) SEMI-ANNUAL REPORT RECEIVED FOR FISCAL YEAR 2025

SECTION VII - STATE AGENCY EXPENDITURE DATA

FUND TYPE	TOTAL EXPENDITURE	TOTAL SPENT WITH HUBS AMOUNT / %	BLACK AMOUNT / %	HISPANIC AMOUNT / %	WOMAN AMOUNT / %	ASIAN PACIFIC AMOUNT / %	NATIVE AMERICAN AMOUNT / %	SERVICE-DISABLED VETERAN AMOUNT / %
-----------	-------------------	----------------------------------	------------------	---------------------	------------------	--------------------------	----------------------------	-------------------------------------

557 - TX A&M VETERINARY MED DIAGNOSTIC LAB - HEAVY CONSTRUCTION UNADJUSTED GOAL IS 11.2%

T	0	0 / 0%	0 / 0%	0 / 0%	0 / 0%	0 / 0%	0 / 0%	0 / 0%
N	0	0 / 0%	0 / 0%	0 / 0%	0 / 0%	0 / 0%	0 / 0%	0 / 0%
S	***	0 / 0%	0 / 0%	0 / 0%	0 / 0%	0 / 0%	0 / 0%	0 / 0%
-TC	0	0 / 0%	0 / 0%	0 / 0%	0 / 0%	0 / 0%	0 / 0%	0 / 0%
-I	0	0 / 0%	0 / 0%	0 / 0%	0 / 0%	0 / 0%	0 / 0%	0 / 0%
	0	0 / 0%	0 / 0%	0 / 0%	0 / 0%	0 / 0%	0 / 0%	0 / 0%

557 - TX A&M VETERINARY MED DIAGNOSTIC LAB - BUILDING CONSTRUCTION UNADJUSTED GOAL IS 21.1%

T	0	0 / 0%	0 / 0%	0 / 0%	0 / 0%	0 / 0%	0 / 0%	0 / 0%
N	0	0 / 0%	0 / 0%	0 / 0%	0 / 0%	0 / 0%	0 / 0%	0 / 0%
S	***	0 / 0%	0 / 0%	0 / 0%	0 / 0%	0 / 0%	0 / 0%	0 / 0%
-TC	0	0 / 0%	0 / 0%	0 / 0%	0 / 0%	0 / 0%	0 / 0%	0 / 0%
-I	0	0 / 0%	0 / 0%	0 / 0%	0 / 0%	0 / 0%	0 / 0%	0 / 0%
	0	0 / 0%	0 / 0%	0 / 0%	0 / 0%	0 / 0%	0 / 0%	0 / 0%

557 - TX A&M VETERINARY MED DIAGNOSTIC LAB - SPECIAL TRADE UNADJUSTED GOAL IS 32.9%

T	0	0 / 0%	0 / 0%	0 / 0%	0 / 0%	0 / 0%	0 / 0%	0 / 0%
N	\$144,402	0 / 0%	0 / 0%	0 / 0%	0 / 0%	0 / 0%	0 / 0%	0 / 0%
S	***	\$134,548 / 94.54%	0 / 0%	\$17,641 / 12.40%	\$116,907 / 82.15%	0 / 0%	0 / 0%	0 / 0%
-TC	0	0 / 0%	0 / 0%	0 / 0%	0 / 0%	0 / 0%	0 / 0%	0 / 0%
-I	0	0 / 0%	0 / 0%	0 / 0%	0 / 0%	0 / 0%	0 / 0%	0 / 0%
	\$144,402	\$134,548 / 94.54%	0 / 0%	\$17,641 / 12.40%	\$116,907 / 82.15%	0 / 0%	0 / 0%	0 / 0%

*** DOLLARS REPORTED BUT NOT SHOWN IN THESE COLUMNS. T=TREASURY, N=NON-TREASURY, S=SUBCONTRACTOR FUNDS & PROCUREMENT CARD HUB PURCHASES, TC=TERM CONTRACT, I= INTER GOVERNMENTAL



TEXAS HISTORICALLY UNDERUTILIZED BUSINESS (HUB) SEMI-ANNUAL REPORT RECEIVED FOR FISCAL YEAR 2025

SECTION VII - STATE AGENCY EXPENDITURE DATA

FUND TYPE	TOTAL EXPENDITURE	TOTAL SPENT WITH HUBS AMOUNT / %	BLACK AMOUNT / %	HISPANIC AMOUNT / %	WOMAN AMOUNT / %	ASIAN PACIFIC AMOUNT / %	NATIVE AMERICAN AMOUNT / %	SERVICE- DISABLED VETERAN AMOUNT / %
-----------	-------------------	-------------------------------------	---------------------	------------------------	---------------------	--------------------------------	----------------------------------	---

557 - TX A&M VETERINARY MED DIAGNOSTIC LAB - PROFESSIONAL SERVICES UNADJUSTED GOAL IS 23.7%

T	0	0 / 0%	0 / 0%	0 / 0%	0 / 0%	0 / 0%	0 / 0%	0 / 0%
N	0	0 / 0%	0 / 0%	0 / 0%	0 / 0%	0 / 0%	0 / 0%	0 / 0%
S	***	0 / 0%	0 / 0%	0 / 0%	0 / 0%	0 / 0%	0 / 0%	0 / 0%
-TC	0	0 / 0%	0 / 0%	0 / 0%	0 / 0%	0 / 0%	0 / 0%	0 / 0%
-I	0	0 / 0%	0 / 0%	0 / 0%	0 / 0%	0 / 0%	0 / 0%	0 / 0%
	0	0 / 0%	0 / 0%	0 / 0%	0 / 0%	0 / 0%	0 / 0%	0 / 0%

557 - TX A&M VETERINARY MED DIAGNOSTIC LAB - OTHER SERVICES UNADJUSTED GOAL IS 26%

T	0	0 / 0%	0 / 0%	0 / 0%	0 / 0%	0 / 0%	0 / 0%	0 / 0%
N	\$757,462	\$6,508 / 0.86%	\$479 / 0.06%	\$2,849 / 0.38%	\$3,180 / 0.42%	0 / 0%	0 / 0%	0 / 0%
S	***	\$73 / 0.15%	0 / 0%	0 / 0%	\$73 / 0.15%	0 / 0%	0 / 0%	0 / 0%
-TC	0	0 / 0%	0 / 0%	0 / 0%	0 / 0%	0 / 0%	0 / 0%	0 / 0%
-I	0	0 / 0%	0 / 0%	0 / 0%	0 / 0%	0 / 0%	0 / 0%	0 / 0%
	\$757,462	\$6,581 / 1.01%	\$479 / 0.06%	\$2,849 / 0.38%	\$3,253 / 0.57%	0 / 0%	0 / 0%	0 / 0%

557 - TX A&M VETERINARY MED DIAGNOSTIC LAB - COMMODITY PURCHASING UNADJUSTED GOAL IS 21.1%

T	0	0 / 0%	0 / 0%	0 / 0%	0 / 0%	0 / 0%	0 / 0%	0 / 0%
N	\$2,540,163	\$760,067 / 29.92%	\$334,444 / 13.17%	\$410,625 / 16.17%	\$9,850 / 0.39%	\$5,148 / 0.20%	0 / 0%	0 / 0%
S	***	0 / 0%	0 / 0%	0 / 0%	0 / 0%	0 / 0%	0 / 0%	0 / 0%
-TC	0	0 / 0%	0 / 0%	0 / 0%	0 / 0%	0 / 0%	0 / 0%	0 / 0%
-I	0	0 / 0%	0 / 0%	0 / 0%	0 / 0%	0 / 0%	0 / 0%	0 / 0%
	\$2,540,163	\$760,067 / 29.92%	\$334,444 / 13.17%	\$410,625 / 16.17%	\$9,850 / 0.39%	\$5,148 / 0.20%	0 / 0%	0 / 0%

*** DOLLARS REPORTED BUT NOT SHOWN IN THESE COLUMNS. T=TREASURY, N=NON-TREASURY, S=SUBCONTRACTOR FUNDS & PROCUREMENT CARD HUB PURCHASES, TC=TERM CONTRACT, I= INTER GOVERNMENT



TEXAS HISTORICALLY UNDERUTILIZED BUSINESS (HUB) SEMI-ANNUAL REPORT RECEIVED FOR FISCAL YEAR 2025

SECTION VII - STATE AGENCY EXPENDITURE DATA

FUND TYPE	TOTAL EXPENDITURE	TOTAL SPENT WITH HUBS AMOUNT / %	BLACK AMOUNT / %	HISPANIC AMOUNT / %	WOMAN AMOUNT / %	ASIAN PACIFIC AMOUNT / %	NATIVE AMERICAN AMOUNT / %	SERVICE-DISABLED VETERAN AMOUNT / %
557 - TX A&M VETERINARY MED DIAGNOSTIC LAB - Statewide Grand Total Expenditures								
T	0	0 / 0%	0 / 0%	0 / 0%	0 / 0%	0 / 0%	0 / 0%	0 / 0%
N	\$3,442,028	\$766,575 / 22.27%	\$334,923 / 9.73%	\$413,474 / 12.01%	\$13,029 / 0.38%	\$5,148 / 0.15%	0 / 0%	0 / 0%
S	***	\$134,621 / 70.85%	0 / 0%	\$17,641 / 9.28%	\$116,980 / 61.57%	0 / 0%	0 / 0%	0 / 0%
-TC	0	0 / 0%	0 / 0%	0 / 0%	0 / 0%	0 / 0%	0 / 0%	0 / 0%
-I	0	0 / 0%	0 / 0%	0 / 0%	0 / 0%	0 / 0%	0 / 0%	0 / 0%
	\$3,442,028	\$901,196 / 93.12%	\$334,923 / 9.73%	\$431,115 / 21.30%	\$130,010 / 61.95%	\$5,148 / 0.15%	0 / 0%	0 / 0%

*** DOLLARS REPORTED BUT NOT SHOWN IN THESE COLUMNS. T=TREASURY, N=NON-TREASURY, S=SUBCONTRACTOR FUNDS & PROCUREMENT CARD HUB PURCHASES, TC=TERM CONTRACT, I= INTER GOVERNMENTAL



TEXAS HISTORICALLY UNDERUTILIZED BUSINESS (HUB) SEMI-ANNUAL REPORT RECEIVED FOR FISCAL YEAR 2025

SECTION VII - STATE AGENCY EXPENDITURE DATA

FUND TYPE	TOTAL EXPENDITURE	TOTAL SPENT WITH HUBS AMOUNT / %	BLACK AMOUNT / %	HISPANIC AMOUNT / %	WOMAN AMOUNT / %	ASIAN PACIFIC AMOUNT / %	NATIVE AMERICAN AMOUNT / %	SERVICE-DISABLED VETERAN AMOUNT / %
575 - TEXAS DIVISION OF EMERGENCY MANAGEME - HEAVY CONSTRUCTION UNADJUSTED GOAL IS 11.2%								
T	0	0 / 0%	0 / 0%	0 / 0%	0 / 0%	0 / 0%	0 / 0%	0 / 0%
N	0	0 / 0%	0 / 0%	0 / 0%	0 / 0%	0 / 0%	0 / 0%	0 / 0%
S	***	0 / 0%	0 / 0%	0 / 0%	0 / 0%	0 / 0%	0 / 0%	0 / 0%
-TC	0	0 / 0%	0 / 0%	0 / 0%	0 / 0%	0 / 0%	0 / 0%	0 / 0%
-I	0	0 / 0%	0 / 0%	0 / 0%	0 / 0%	0 / 0%	0 / 0%	0 / 0%
	0	0 / 0%	0 / 0%	0 / 0%	0 / 0%	0 / 0%	0 / 0%	0 / 0%

575 - TEXAS DIVISION OF EMERGENCY MANAGEME - BUILDING CONSTRUCTION UNADJUSTED GOAL IS 21.1%

T	\$38,785,188	\$315,000 / 0.81%	0 / 0%	0 / 0%	0 / 0%	\$315,000 / 0.81%	0 / 0%	0 / 0%
N	0	0 / 0%	0 / 0%	0 / 0%	0 / 0%	0 / 0%	0 / 0%	0 / 0%
S	***	\$1,744,494 / 4.50%	0 / 0%	\$266,484 / 0.69%	\$1,478,009 / 3.81%	0 / 0%	0 / 0%	0 / 0%
-TC	0	0 / 0%	0 / 0%	0 / 0%	0 / 0%	0 / 0%	0 / 0%	0 / 0%
-I	0	0 / 0%	0 / 0%	0 / 0%	0 / 0%	0 / 0%	0 / 0%	0 / 0%
	\$38,785,188	\$2,059,494 / 5.31%	0 / 0%	\$266,484 / 0.69%	\$1,478,009 / 3.81%	\$315,000 / 0.81%	0 / 0%	0 / 0%

575 - TEXAS DIVISION OF EMERGENCY MANAGEME - SPECIAL TRADE UNADJUSTED GOAL IS 32.9%

T	\$670,790	0 / 0%	0 / 0%	0 / 0%	0 / 0%	0 / 0%	0 / 0%	0 / 0%
N	\$2,998	0 / 0%	0 / 0%	0 / 0%	0 / 0%	0 / 0%	0 / 0%	0 / 0%
S	***	\$88,096 / 13.07%	0 / 0%	\$88,096 / 13.07%	0 / 0%	0 / 0%	0 / 0%	0 / 0%
-TC	0	0 / 0%	0 / 0%	0 / 0%	0 / 0%	0 / 0%	0 / 0%	0 / 0%
-I	0	0 / 0%	0 / 0%	0 / 0%	0 / 0%	0 / 0%	0 / 0%	0 / 0%
	\$673,788	\$88,096 / 13.07%	0 / 0%	\$88,096 / 13.07%	0 / 0%	0 / 0%	0 / 0%	0 / 0%

*** DOLLARS REPORTED BUT NOT SHOWN IN THESE COLUMNS. T=TREASURY, N=NON-TREASURY, S=SUBCONTRACTOR FUNDS & PROCUREMENT CARD HUB PURCHASES, TC=TERM CONTRACT, I= INTER GOVERNMENT



TEXAS HISTORICALLY UNDERUTILIZED BUSINESS (HUB) SEMI-ANNUAL REPORT RECEIVED FOR FISCAL YEAR 2025

SECTION VII - STATE AGENCY EXPENDITURE DATA

FUND TYPE	TOTAL EXPENDITURE	TOTAL SPENT WITH HUBS AMOUNT / %	BLACK AMOUNT / %	HISPANIC AMOUNT / %	WOMAN AMOUNT / %	ASIAN PACIFIC AMOUNT / %	NATIVE AMERICAN AMOUNT / %	SERVICE-DISABLED VETERAN AMOUNT / %
-----------	-------------------	----------------------------------	------------------	---------------------	------------------	--------------------------	----------------------------	-------------------------------------

575 - TEXAS DIVISION OF EMERGENCY MANAGEME - PROFESSIONAL SERVICES UNADJUSTED GOAL IS 23.7%

T	\$22,478,014	0 / 0%	0 / 0%	0 / 0%	0 / 0%	0 / 0%	0 / 0%	0 / 0%
N	\$-1,029,455	0 / 0%	0 / 0%	0 / 0%	0 / 0%	0 / 0%	0 / 0%	0 / 0%
S	***	\$4,015,308 / 18.72%	0 / 0%	\$2,627,626 / 12.25%	\$525,870 / 2.45%	0 / 0%	\$40,980 / 0.19%	\$820,832 / 3.83%
-TC	0	0 / 0%	0 / 0%	0 / 0%	0 / 0%	0 / 0%	0 / 0%	0 / 0%
-I	0	0 / 0%	0 / 0%	0 / 0%	0 / 0%	0 / 0%	0 / 0%	0 / 0%
	\$21,448,559	\$4,015,308 / 18.72%	0 / 0%	\$2,627,626 / 12.25%	\$525,870 / 2.45%	0 / 0%	\$40,980 / 0.19%	\$820,832 / 3.83%

575 - TEXAS DIVISION OF EMERGENCY MANAGEME - OTHER SERVICES UNADJUSTED GOAL IS 26%

T	\$30,628,325	\$18,804 / 0.06%	\$42 / 0.00%	\$14,427 / 0.05%	\$4,335 / 0.01%	0 / 0%	0 / 0%	0 / 0%
N	\$1,833,973	0 / 0%	0 / 0%	0 / 0%	0 / 0%	0 / 0%	0 / 0%	0 / 0%
S	***	\$73,613 / 0.46%	0 / 0%	\$73,613 / 0.46%	0 / 0%	0 / 0%	0 / 0%	0 / 0%
-TC	0	0 / 0%	0 / 0%	0 / 0%	0 / 0%	0 / 0%	0 / 0%	0 / 0%
-I	\$8,090,146	0 / 0%	0 / 0%	0 / 0%	0 / 0%	0 / 0%	0 / 0%	0 / 0%
	\$24,372,152	\$92,417 / 0.52%	\$42 / 0.00%	\$88,040 / 0.50%	\$4,335 / 0.01%	0 / 0%	0 / 0%	0 / 0%

575 - TEXAS DIVISION OF EMERGENCY MANAGEME - COMMODITY PURCHASING UNADJUSTED GOAL IS 21.1%

T	\$32,910,842	\$581,317 / 1.77%	\$152,921 / 0.46%	\$263,604 / 0.80%	\$164,153 / 0.50%	\$640 / 0.00%	0 / 0%	0 / 0%
N	\$443,053	\$2,393 / 0.54%	\$1,529 / 0.35%	0 / 0%	\$864 / 0.20%	0 / 0%	0 / 0%	0 / 0%
S	***	\$8,948 / 1.04%	0 / 0%	\$834 / 0.10%	\$8,113 / 0.95%	0 / 0%	0 / 0%	0 / 0%
-TC	0	0 / 0%	0 / 0%	0 / 0%	0 / 0%	0 / 0%	0 / 0%	0 / 0%
-I	\$9,426,674	0 / 0%	0 / 0%	0 / 0%	0 / 0%	0 / 0%	0 / 0%	0 / 0%
	\$23,927,220	\$592,658 / 3.35%	\$154,449 / 0.81%	\$264,438 / 0.90%	\$173,130 / 1.64%	\$640 / 0.00%	0 / 0%	0 / 0%

*** DOLLARS REPORTED BUT NOT SHOWN IN THESE COLUMNS. T=TREASURY, N=NON-TREASURY, S=SUBCONTRACTOR FUNDS & PROCUREMENT CARD HUB PURCHASES, TC=TERM CONTRACT, I= INTER GOVERNMENTAL



TEXAS HISTORICALLY UNDERUTILIZED BUSINESS (HUB) SEMI-ANNUAL REPORT RECEIVED FOR FISCAL YEAR 2025

SECTION VII - STATE AGENCY EXPENDITURE DATA

FUND TYPE	TOTAL EXPENDITURE	TOTAL SPENT WITH HUBS AMOUNT / %	BLACK AMOUNT / %	HISPANIC AMOUNT / %	WOMAN AMOUNT / %	ASIAN PACIFIC AMOUNT / %	NATIVE AMERICAN AMOUNT / %	SERVICE-DISABLED VETERAN AMOUNT / %
575 - TEXAS DIVISION OF EMERGENCY MANAGEME - Statewide Grand Total Expenditures								
T	\$125,473,159	\$915,121 / 0.73%	\$152,962 / 0.12%	\$278,031 / 0.22%	\$168,488 / 0.13%	\$315,640 / 0.25%	0 / 0%	0 / 0%
N	\$1,250,569	\$2,393 / 0.19%	\$1,529 / 0.12%	0 / 0%	\$864 / 0.07%	0 / 0%	0 / 0%	0 / 0%
S	***	\$5,930,459 / 7.61%	0 / 0%	\$3,056,654 / 3.92%	\$2,011,992 / 2.58%	0 / 0%	\$40,980 / 0.05%	\$820,832 / 1.05%
-TC	0	0 / 0%	0 / 0%	0 / 0%	0 / 0%	0 / 0%	0 / 0%	0 / 0%
-I	\$17,516,820	0 / 0%	0 / 0%	0 / 0%	0 / 0%	0 / 0%	0 / 0%	0 / 0%
	\$109,206,908	\$6,847,973 / 8.53%	\$154,491 / 0.24%	\$3,334,686 / 4.14%	\$2,181,344 / 2.79%	\$315,640 / 0.25%	\$40,980 / 0.05%	\$820,832 / 1.05%

*** DOLLARS REPORTED BUT NOT SHOWN IN THESE COLUMNS. T=TREASURY, N=NON-TREASURY, S=SUBCONTRACTOR FUNDS & PROCUREMENT CARD HUB PURCHASES, TC=TERM CONTRACT, I= INTER GOVERNMENTAL



TEXAS HISTORICALLY UNDERUTILIZED BUSINESS (HUB) SEMI-ANNUAL REPORT RECEIVED FOR FISCAL YEAR 2025

SECTION VII - STATE AGENCY EXPENDITURE DATA

FUND TYPE	TOTAL EXPENDITURE	TOTAL SPENT WITH HUBS AMOUNT / %	BLACK AMOUNT / %	HISPANIC AMOUNT / %	WOMAN AMOUNT / %	ASIAN PACIFIC AMOUNT / %	NATIVE AMERICAN AMOUNT / %	SERVICE-DISABLED VETERAN AMOUNT / %
-----------	-------------------	----------------------------------	------------------	---------------------	------------------	--------------------------	----------------------------	-------------------------------------

576 - TEXAS A&M FOREST SERVICE - HEAVY CONSTRUCTION UNADJUSTED GOAL IS 11.2%

T	\$2,194	0 / 0%	0 / 0%	0 / 0%	0 / 0%	0 / 0%	0 / 0%	0 / 0%
N	0	0 / 0%	0 / 0%	0 / 0%	0 / 0%	0 / 0%	0 / 0%	0 / 0%
S	***	0 / 0%	0 / 0%	0 / 0%	0 / 0%	0 / 0%	0 / 0%	0 / 0%
-TC	0	0 / 0%	0 / 0%	0 / 0%	0 / 0%	0 / 0%	0 / 0%	0 / 0%
-I	0	0 / 0%	0 / 0%	0 / 0%	0 / 0%	0 / 0%	0 / 0%	0 / 0%
	\$2,194	0 / 0%	0 / 0%	0 / 0%	0 / 0%	0 / 0%	0 / 0%	0 / 0%

576 - TEXAS A&M FOREST SERVICE - BUILDING CONSTRUCTION UNADJUSTED GOAL IS 21.1%

T	0	0 / 0%	0 / 0%	0 / 0%	0 / 0%	0 / 0%	0 / 0%	0 / 0%
N	\$405,108	\$3,800 / 0.94%	0 / 0%	0 / 0%	\$3,800 / 0.94%	0 / 0%	0 / 0%	0 / 0%
S	***	0 / 0%	0 / 0%	0 / 0%	0 / 0%	0 / 0%	0 / 0%	0 / 0%
-TC	0	0 / 0%	0 / 0%	0 / 0%	0 / 0%	0 / 0%	0 / 0%	0 / 0%
-I	0	0 / 0%	0 / 0%	0 / 0%	0 / 0%	0 / 0%	0 / 0%	0 / 0%
	\$405,108	\$3,800 / 0.94%	0 / 0%	0 / 0%	\$3,800 / 0.94%	0 / 0%	0 / 0%	0 / 0%

576 - TEXAS A&M FOREST SERVICE - SPECIAL TRADE UNADJUSTED GOAL IS 32.9%

T	\$32,125	\$2,296 / 7.15%	0 / 0%	0 / 0%	\$2,296 / 7.15%	0 / 0%	0 / 0%	0 / 0%
N	\$197,431	\$24,924 / 12.62%	0 / 0%	0 / 0%	\$24,924 / 12.62%	0 / 0%	0 / 0%	0 / 0%
S	***	0 / 0%	0 / 0%	0 / 0%	0 / 0%	0 / 0%	0 / 0%	0 / 0%
-TC	0	0 / 0%	0 / 0%	0 / 0%	0 / 0%	0 / 0%	0 / 0%	0 / 0%
-I	0	0 / 0%	0 / 0%	0 / 0%	0 / 0%	0 / 0%	0 / 0%	0 / 0%
	\$229,556	\$27,220 / 19.77%	0 / 0%	0 / 0%	\$27,220 / 19.77%	0 / 0%	0 / 0%	0 / 0%

*** DOLLARS REPORTED BUT NOT SHOWN IN THESE COLUMNS. T=TREASURY, N=NON-TREASURY, S=SUBCONTRACTOR FUNDS & PROCUREMENT CARD HUB PURCHASES, TC=TERM CONTRACT, I= INTER GOVERNMENTAL



TEXAS HISTORICALLY UNDERUTILIZED BUSINESS (HUB) SEMI-ANNUAL REPORT RECEIVED FOR FISCAL YEAR 2025

SECTION VII - STATE AGENCY EXPENDITURE DATA

FUND TYPE	TOTAL EXPENDITURE	TOTAL SPENT WITH HUBS AMOUNT / %	BLACK AMOUNT / %	HISPANIC AMOUNT / %	WOMAN AMOUNT / %	ASIAN PACIFIC AMOUNT / %	NATIVE AMERICAN AMOUNT / %	SERVICE-DISABLED VETERAN AMOUNT / %
-----------	-------------------	----------------------------------	------------------	---------------------	------------------	--------------------------	----------------------------	-------------------------------------

576 - TEXAS A&M FOREST SERVICE - PROFESSIONAL SERVICES UNADJUSTED GOAL IS 23.7%

T	0	0 / 0%	0 / 0%	0 / 0%	0 / 0%	0 / 0%	0 / 0%	0 / 0%
N	\$1,185	0 / 0%	0 / 0%	0 / 0%	0 / 0%	0 / 0%	0 / 0%	0 / 0%
S	***	0 / 0%	0 / 0%	0 / 0%	0 / 0%	0 / 0%	0 / 0%	0 / 0%
-TC	0	0 / 0%	0 / 0%	0 / 0%	0 / 0%	0 / 0%	0 / 0%	0 / 0%
-I	0	0 / 0%	0 / 0%	0 / 0%	0 / 0%	0 / 0%	0 / 0%	0 / 0%
	\$1,185	0 / 0%	0 / 0%	0 / 0%	0 / 0%	0 / 0%	0 / 0%	0 / 0%

576 - TEXAS A&M FOREST SERVICE - OTHER SERVICES UNADJUSTED GOAL IS 26%

T	\$688,322	\$7,846 / 1.14%	0 / 0%	\$375 / 0.05%	\$7,471 / 1.09%	0 / 0%	0 / 0%	0 / 0%
N	\$1,745,780	\$69,488 / 3.98%	\$21,810 / 1.25%	\$35,356 / 2.03%	\$11,815 / 0.68%	0 / 0%	0 / 0%	\$507 / 0.03%
S	***	0 / 0%	0 / 0%	0 / 0%	0 / 0%	0 / 0%	0 / 0%	0 / 0%
-TC	\$11,175	0 / 0%	0 / 0%	0 / 0%	0 / 0%	0 / 0%	0 / 0%	0 / 0%
-I	0	0 / 0%	0 / 0%	0 / 0%	0 / 0%	0 / 0%	0 / 0%	0 / 0%
	\$2,422,927	\$77,334 / 5.12%	\$21,810 / 1.25%	\$35,731 / 2.08%	\$19,286 / 1.76%	0 / 0%	0 / 0%	\$507 / 0.03%

576 - TEXAS A&M FOREST SERVICE - COMMODITY PURCHASING UNADJUSTED GOAL IS 21.1%

T	\$4,737,337	\$713,981 / 15.07%	\$70,616 / 1.49%	\$5,575 / 0.12%	\$633,398 / 13.37%	\$4,392 / 0.09%	0 / 0%	0 / 0%
N	\$2,784,980	\$676,850 / 24.30%	\$457,970 / 16.44%	\$412 / 0.01%	\$212,465 / 7.63%	\$4,618 / 0.17%	0 / 0%	\$1,385 / 0.05%
S	***	0 / 0%	0 / 0%	0 / 0%	0 / 0%	0 / 0%	0 / 0%	0 / 0%
-TC	\$452,657	\$123,169 / 27.21%	0 / 0%	0 / 0%	\$123,169 / 27.21%	0 / 0%	0 / 0%	0 / 0%
-I	0	0 / 0%	0 / 0%	0 / 0%	0 / 0%	0 / 0%	0 / 0%	0 / 0%
	\$7,069,660	\$1,267,663 / 66.59%	\$528,586 / 17.93%	\$5,987 / 0.13%	\$722,695 / 48.21%	\$9,011 / 0.26%	0 / 0%	\$1,385 / 0.05%

*** DOLLARS REPORTED BUT NOT SHOWN IN THESE COLUMNS. T=TREASURY, N=NON-TREASURY, S=SUBCONTRACTOR FUNDS & PROCUREMENT CARD HUB PURCHASES, TC=TERM CONTRACT, I= INTER GOVERNMENTAL



TEXAS HISTORICALLY UNDERUTILIZED BUSINESS (HUB) SEMI-ANNUAL REPORT RECEIVED FOR FISCAL YEAR 2025

SECTION VII - STATE AGENCY EXPENDITURE DATA

FUND TYPE	TOTAL EXPENDITURE	TOTAL SPENT WITH HUBS AMOUNT / %	BLACK AMOUNT / %	HISPANIC AMOUNT / %	WOMAN AMOUNT / %	ASIAN PACIFIC AMOUNT / %	NATIVE AMERICAN AMOUNT / %	SERVICE-DISABLED VETERAN AMOUNT / %
576 - TEXAS A&M FOREST SERVICE - Statewide Grand Total Expenditures								
T	\$5,459,978	\$724,124 / 13.26%	\$70,616 / 1.29%	\$5,950 / 0.11%	\$643,165 / 11.78%	\$4,392 / 0.08%	0 / 0%	0 / 0%
N	\$5,134,484	\$775,062 / 15.10%	\$479,779 / 9.34%	\$35,768 / 0.70%	\$253,004 / 4.93%	\$4,618 / 0.09%	0 / 0%	\$1,892 / 0.04%
S	***	0 / 0%	0 / 0%	0 / 0%	0 / 0%	0 / 0%	0 / 0%	0 / 0%
-TC	\$463,832	\$123,169 / 26.55%	0 / 0%	0 / 0%	\$123,169 / 26.55%	0 / 0%	0 / 0%	0 / 0%
-I	0	0 / 0%	0 / 0%	0 / 0%	0 / 0%	0 / 0%	0 / 0%	0 / 0%
	\$10,130,629	\$1,376,017 / 54.91%	\$550,395 / 10.64%	\$41,719 / 0.81%	\$773,001 / 43.26%	\$9,011 / 0.17%	0 / 0%	\$1,892 / 0.04%

*** DOLLARS REPORTED BUT NOT SHOWN IN THESE COLUMNS. T=TREASURY, N=NON-TREASURY, S=SUBCONTRACTOR FUNDS & PROCUREMENT CARD HUB PURCHASES, TC=TERM CONTRACT, I= INTER GOVERNMENTAL



TEXAS HISTORICALLY UNDERUTILIZED BUSINESS (HUB) SEMI-ANNUAL REPORT RECEIVED FOR FISCAL YEAR 2025

SECTION VII - STATE AGENCY EXPENDITURE DATA

FUND TYPE	TOTAL EXPENDITURE	TOTAL SPENT WITH HUBS AMOUNT / %	BLACK AMOUNT / %	HISPANIC AMOUNT / %	WOMAN AMOUNT / %	ASIAN PACIFIC AMOUNT / %	NATIVE AMERICAN AMOUNT / %	SERVICE-DISABLED VETERAN AMOUNT / %
-----------	-------------------	----------------------------------	------------------	---------------------	------------------	--------------------------	----------------------------	-------------------------------------

578 - BOARD OF VETERINARY MED EXAMINERS - HEAVY CONSTRUCTION UNADJUSTED GOAL IS 11.2%

T	0	0 / 0%	0 / 0%	0 / 0%	0 / 0%	0 / 0%	0 / 0%	0 / 0%
N	0	0 / 0%	0 / 0%	0 / 0%	0 / 0%	0 / 0%	0 / 0%	0 / 0%
S	***	0 / 0%	0 / 0%	0 / 0%	0 / 0%	0 / 0%	0 / 0%	0 / 0%
-TC	0	0 / 0%	0 / 0%	0 / 0%	0 / 0%	0 / 0%	0 / 0%	0 / 0%
-I	0	0 / 0%	0 / 0%	0 / 0%	0 / 0%	0 / 0%	0 / 0%	0 / 0%
	0	0 / 0%	0 / 0%	0 / 0%	0 / 0%	0 / 0%	0 / 0%	0 / 0%

578 - BOARD OF VETERINARY MED EXAMINERS - BUILDING CONSTRUCTION UNADJUSTED GOAL IS 21.1%

T	0	0 / 0%	0 / 0%	0 / 0%	0 / 0%	0 / 0%	0 / 0%	0 / 0%
N	0	0 / 0%	0 / 0%	0 / 0%	0 / 0%	0 / 0%	0 / 0%	0 / 0%
S	***	0 / 0%	0 / 0%	0 / 0%	0 / 0%	0 / 0%	0 / 0%	0 / 0%
-TC	0	0 / 0%	0 / 0%	0 / 0%	0 / 0%	0 / 0%	0 / 0%	0 / 0%
-I	0	0 / 0%	0 / 0%	0 / 0%	0 / 0%	0 / 0%	0 / 0%	0 / 0%
	0	0 / 0%	0 / 0%	0 / 0%	0 / 0%	0 / 0%	0 / 0%	0 / 0%

578 - BOARD OF VETERINARY MED EXAMINERS - SPECIAL TRADE UNADJUSTED GOAL IS 32.9%

T	0	0 / 0%	0 / 0%	0 / 0%	0 / 0%	0 / 0%	0 / 0%	0 / 0%
N	0	0 / 0%	0 / 0%	0 / 0%	0 / 0%	0 / 0%	0 / 0%	0 / 0%
S	***	0 / 0%	0 / 0%	0 / 0%	0 / 0%	0 / 0%	0 / 0%	0 / 0%
-TC	0	0 / 0%	0 / 0%	0 / 0%	0 / 0%	0 / 0%	0 / 0%	0 / 0%
-I	0	0 / 0%	0 / 0%	0 / 0%	0 / 0%	0 / 0%	0 / 0%	0 / 0%
	0	0 / 0%	0 / 0%	0 / 0%	0 / 0%	0 / 0%	0 / 0%	0 / 0%

*** DOLLARS REPORTED BUT NOT SHOWN IN THESE COLUMNS. T=TREASURY, N=NON-TREASURY, S=SUBCONTRACTOR FUNDS & PROCUREMENT CARD HUB PURCHASES, TC=TERM CONTRACT, I= INTER GOVERNMENTAL



TEXAS HISTORICALLY UNDERUTILIZED BUSINESS (HUB) SEMI-ANNUAL REPORT RECEIVED FOR FISCAL YEAR 2025

SECTION VII - STATE AGENCY EXPENDITURE DATA

FUND TYPE	TOTAL EXPENDITURE	TOTAL SPENT WITH HUBS AMOUNT / %	BLACK AMOUNT / %	HISPANIC AMOUNT / %	WOMAN AMOUNT / %	ASIAN PACIFIC AMOUNT / %	NATIVE AMERICAN AMOUNT / %	SERVICE-DISABLED VETERAN AMOUNT / %
-----------	-------------------	----------------------------------	------------------	---------------------	------------------	--------------------------	----------------------------	-------------------------------------

578 - BOARD OF VETERINARY MED EXAMINERS - PROFESSIONAL SERVICES UNADJUSTED GOAL IS 23.7%

T	\$7,320	\$7,320 / 100.00%	0 / 0%	0 / 0%	\$7,320 / 100.00%	0 / 0%	0 / 0%	0 / 0%
N	0	0 / 0%	0 / 0%	0 / 0%	0 / 0%	0 / 0%	0 / 0%	0 / 0%
S	***	0 / 0%	0 / 0%	0 / 0%	0 / 0%	0 / 0%	0 / 0%	0 / 0%
-TC	0	0 / 0%	0 / 0%	0 / 0%	0 / 0%	0 / 0%	0 / 0%	0 / 0%
-I	0	0 / 0%	0 / 0%	0 / 0%	0 / 0%	0 / 0%	0 / 0%	0 / 0%
	\$7,320	\$7,320 / 100.00%	0 / 0%	0 / 0%	\$7,320 / 100.00%	0 / 0%	0 / 0%	0 / 0%

578 - BOARD OF VETERINARY MED EXAMINERS - OTHER SERVICES UNADJUSTED GOAL IS 26%

T	\$118,005	0 / 0%	0 / 0%	0 / 0%	0 / 0%	0 / 0%	0 / 0%	0 / 0%
N	0	0 / 0%	0 / 0%	0 / 0%	0 / 0%	0 / 0%	0 / 0%	0 / 0%
S	***	0 / 0%	0 / 0%	0 / 0%	0 / 0%	0 / 0%	0 / 0%	0 / 0%
-TC	\$295	0 / 0%	0 / 0%	0 / 0%	0 / 0%	0 / 0%	0 / 0%	0 / 0%
-I	0	0 / 0%	0 / 0%	0 / 0%	0 / 0%	0 / 0%	0 / 0%	0 / 0%
	\$117,710	0 / 0%	0 / 0%	0 / 0%	0 / 0%	0 / 0%	0 / 0%	0 / 0%

578 - BOARD OF VETERINARY MED EXAMINERS - COMMODITY PURCHASING UNADJUSTED GOAL IS 21.1%

T	\$12,661	0 / 0%	0 / 0%	0 / 0%	0 / 0%	0 / 0%	0 / 0%	0 / 0%
N	0	0 / 0%	0 / 0%	0 / 0%	0 / 0%	0 / 0%	0 / 0%	0 / 0%
S	***	0 / 0%	0 / 0%	0 / 0%	0 / 0%	0 / 0%	0 / 0%	0 / 0%
-TC	\$719	0 / 0%	0 / 0%	0 / 0%	0 / 0%	0 / 0%	0 / 0%	0 / 0%
-I	0	0 / 0%	0 / 0%	0 / 0%	0 / 0%	0 / 0%	0 / 0%	0 / 0%
	\$11,942	0 / 0%	0 / 0%	0 / 0%	0 / 0%	0 / 0%	0 / 0%	0 / 0%

*** DOLLARS REPORTED BUT NOT SHOWN IN THESE COLUMNS. T=TREASURY, N=NON-TREASURY, S=SUBCONTRACTOR FUNDS & PROCUREMENT CARD HUB PURCHASES, TC=TERM CONTRACT, I= INTER GOVERNMENTAL



TEXAS HISTORICALLY UNDERUTILIZED BUSINESS (HUB) SEMI-ANNUAL REPORT RECEIVED FOR FISCAL YEAR 2025

SECTION VII - STATE AGENCY EXPENDITURE DATA

FUND TYPE	TOTAL EXPENDITURE	TOTAL SPENT WITH HUBS AMOUNT / %	BLACK AMOUNT / %	HISPANIC AMOUNT / %	WOMAN AMOUNT / %	ASIAN PACIFIC AMOUNT / %	NATIVE AMERICAN AMOUNT / %	SERVICE-DISABLED VETERAN AMOUNT / %
578 - BOARD OF VETERINARY MED EXAMINERS - Statewide Grand Total Expenditures								
T	\$137,986	\$7,320 / 5.30%	0 / 0%	0 / 0%	\$7,320 / 5.30%	0 / 0%	0 / 0%	0 / 0%
N	0	0 / 0%	0 / 0%	0 / 0%	0 / 0%	0 / 0%	0 / 0%	0 / 0%
S	***	0 / 0%	0 / 0%	0 / 0%	0 / 0%	0 / 0%	0 / 0%	0 / 0%
-TC	\$1,014	0 / 0%	0 / 0%	0 / 0%	0 / 0%	0 / 0%	0 / 0%	0 / 0%
-I	0	0 / 0%	0 / 0%	0 / 0%	0 / 0%	0 / 0%	0 / 0%	0 / 0%
	\$136,972	\$7,320 / 5.30%	0 / 0%	0 / 0%	\$7,320 / 5.30%	0 / 0%	0 / 0%	0 / 0%

*** DOLLARS REPORTED BUT NOT SHOWN IN THESE COLUMNS. T=TREASURY, N=NON-TREASURY, S=SUBCONTRACTOR FUNDS & PROCUREMENT CARD HUB PURCHASES, TC=TERM CONTRACT, I= INTER GOVERNMENTAL



TEXAS HISTORICALLY UNDERUTILIZED BUSINESS (HUB) SEMI-ANNUAL REPORT RECEIVED FOR FISCAL YEAR 2025

SECTION VII - STATE AGENCY EXPENDITURE DATA

FUND TYPE	TOTAL EXPENDITURE	TOTAL SPENT WITH HUBS AMOUNT / %	BLACK AMOUNT / %	HISPANIC AMOUNT / %	WOMAN AMOUNT / %	ASIAN PACIFIC AMOUNT / %	NATIVE AMERICAN AMOUNT / %	SERVICE-DISABLED VETERAN AMOUNT / %
-----------	-------------------	----------------------------------	------------------	---------------------	------------------	--------------------------	----------------------------	-------------------------------------

580 - TEXAS WATER DEVELOPMENT BOARD - HEAVY CONSTRUCTION UNADJUSTED GOAL IS 11.2%

T	0	0 / 0%	0 / 0%	0 / 0%	0 / 0%	0 / 0%	0 / 0%	0 / 0%
N	0	0 / 0%	0 / 0%	0 / 0%	0 / 0%	0 / 0%	0 / 0%	0 / 0%
S	***	0 / 0%	0 / 0%	0 / 0%	0 / 0%	0 / 0%	0 / 0%	0 / 0%
-TC	0	0 / 0%	0 / 0%	0 / 0%	0 / 0%	0 / 0%	0 / 0%	0 / 0%
-I	0	0 / 0%	0 / 0%	0 / 0%	0 / 0%	0 / 0%	0 / 0%	0 / 0%
	0	0 / 0%	0 / 0%	0 / 0%	0 / 0%	0 / 0%	0 / 0%	0 / 0%

580 - TEXAS WATER DEVELOPMENT BOARD - BUILDING CONSTRUCTION UNADJUSTED GOAL IS 21.1%

T	0	0 / 0%	0 / 0%	0 / 0%	0 / 0%	0 / 0%	0 / 0%	0 / 0%
N	0	0 / 0%	0 / 0%	0 / 0%	0 / 0%	0 / 0%	0 / 0%	0 / 0%
S	***	0 / 0%	0 / 0%	0 / 0%	0 / 0%	0 / 0%	0 / 0%	0 / 0%
-TC	0	0 / 0%	0 / 0%	0 / 0%	0 / 0%	0 / 0%	0 / 0%	0 / 0%
-I	0	0 / 0%	0 / 0%	0 / 0%	0 / 0%	0 / 0%	0 / 0%	0 / 0%
	0	0 / 0%	0 / 0%	0 / 0%	0 / 0%	0 / 0%	0 / 0%	0 / 0%

580 - TEXAS WATER DEVELOPMENT BOARD - SPECIAL TRADE UNADJUSTED GOAL IS 32.9%

T	\$871	0 / 0%	0 / 0%	0 / 0%	0 / 0%	0 / 0%	0 / 0%	0 / 0%
N	0	0 / 0%	0 / 0%	0 / 0%	0 / 0%	0 / 0%	0 / 0%	0 / 0%
S	***	0 / 0%	0 / 0%	0 / 0%	0 / 0%	0 / 0%	0 / 0%	0 / 0%
-TC	0	0 / 0%	0 / 0%	0 / 0%	0 / 0%	0 / 0%	0 / 0%	0 / 0%
-I	0	0 / 0%	0 / 0%	0 / 0%	0 / 0%	0 / 0%	0 / 0%	0 / 0%
	\$871	0 / 0%	0 / 0%	0 / 0%	0 / 0%	0 / 0%	0 / 0%	0 / 0%

*** DOLLARS REPORTED BUT NOT SHOWN IN THESE COLUMNS. T=TREASURY, N=NON-TREASURY, S=SUBCONTRACTOR FUNDS & PROCUREMENT CARD HUB PURCHASES, TC=TERM CONTRACT, I= INTER GOVERNMENTAL



TEXAS HISTORICALLY UNDERUTILIZED BUSINESS (HUB) SEMI-ANNUAL REPORT RECEIVED FOR FISCAL YEAR 2025

SECTION VII - STATE AGENCY EXPENDITURE DATA

FUND TYPE	TOTAL EXPENDITURE	TOTAL SPENT WITH HUBS AMOUNT / %	BLACK AMOUNT / %	HISPANIC AMOUNT / %	WOMAN AMOUNT / %	ASIAN PACIFIC AMOUNT / %	NATIVE AMERICAN AMOUNT / %	SERVICE-DISABLED VETERAN AMOUNT / %
-----------	-------------------	----------------------------------	------------------	---------------------	------------------	--------------------------	----------------------------	-------------------------------------

580 - TEXAS WATER DEVELOPMENT BOARD - PROFESSIONAL SERVICES UNADJUSTED GOAL IS 23.7%

T	\$4,927,397	0 / 0%	0 / 0%	0 / 0%	0 / 0%	0 / 0%	0 / 0%	0 / 0%
N	0	0 / 0%	0 / 0%	0 / 0%	0 / 0%	0 / 0%	0 / 0%	0 / 0%
S	***	\$725,410 / 15.32%	0 / 0%	\$556,663 / 11.75%	\$79,997 / 1.69%	\$55,235 / 1.17%	0 / 0%	\$33,515 / 0.71%
-TC	0	0 / 0%	0 / 0%	0 / 0%	0 / 0%	0 / 0%	0 / 0%	0 / 0%
-I	0	0 / 0%	0 / 0%	0 / 0%	0 / 0%	0 / 0%	0 / 0%	0 / 0%
	\$4,927,397	\$725,410 / 15.32%	0 / 0%	\$556,663 / 11.75%	\$79,997 / 1.69%	\$55,235 / 1.17%	0 / 0%	\$33,515 / 0.71%

580 - TEXAS WATER DEVELOPMENT BOARD - OTHER SERVICES UNADJUSTED GOAL IS 26%

T	\$2,349,675	\$542,562 / 23.09%	\$14 / 0.00%	\$131,569 / 5.60%	\$355,180 / 15.12%	\$55,800 / 2.37%	0 / 0%	0 / 0%
N	0	0 / 0%	0 / 0%	0 / 0%	0 / 0%	0 / 0%	0 / 0%	0 / 0%
S	***	0 / 0%	0 / 0%	0 / 0%	0 / 0%	0 / 0%	0 / 0%	0 / 0%
-TC	\$16,746	0 / 0%	0 / 0%	0 / 0%	0 / 0%	0 / 0%	0 / 0%	0 / 0%
-I	0	0 / 0%	0 / 0%	0 / 0%	0 / 0%	0 / 0%	0 / 0%	0 / 0%
	\$2,332,929	\$542,562 / 23.09%	\$14 / 0.00%	\$131,569 / 5.60%	\$355,180 / 15.12%	\$55,800 / 2.37%	0 / 0%	0 / 0%

580 - TEXAS WATER DEVELOPMENT BOARD - COMMODITY PURCHASING UNADJUSTED GOAL IS 21.1%

T	\$1,119,638	\$62,025 / 5.54%	\$28,328 / 2.53%	\$852 / 0.08%	\$32,375 / 2.89%	\$470 / 0.04%	0 / 0%	0 / 0%
N	0	0 / 0%	0 / 0%	0 / 0%	0 / 0%	0 / 0%	0 / 0%	0 / 0%
S	***	0 / 0%	0 / 0%	0 / 0%	0 / 0%	0 / 0%	0 / 0%	0 / 0%
-TC	\$480,654	0 / 0%	0 / 0%	0 / 0%	0 / 0%	0 / 0%	0 / 0%	0 / 0%
-I	0	0 / 0%	0 / 0%	0 / 0%	0 / 0%	0 / 0%	0 / 0%	0 / 0%
	\$638,984	\$62,025 / 5.54%	\$28,328 / 2.53%	\$852 / 0.08%	\$32,375 / 2.89%	\$470 / 0.04%	0 / 0%	0 / 0%

*** DOLLARS REPORTED BUT NOT SHOWN IN THESE COLUMNS. T=TREASURY, N=NON-TREASURY, S=SUBCONTRACTOR FUNDS & PROCUREMENT CARD HUB PURCHASES, TC=TERM CONTRACT, I= INTER GOVERNMENTAL



TEXAS HISTORICALLY UNDERUTILIZED BUSINESS (HUB) SEMI-ANNUAL REPORT RECEIVED FOR FISCAL YEAR 2025

SECTION VII - STATE AGENCY EXPENDITURE DATA

FUND TYPE	TOTAL EXPENDITURE	TOTAL SPENT WITH HUBS AMOUNT / %	BLACK AMOUNT / %	HISPANIC AMOUNT / %	WOMAN AMOUNT / %	ASIAN PACIFIC AMOUNT / %	NATIVE AMERICAN AMOUNT / %	SERVICE-DISABLED VETERAN AMOUNT / %
580 - TEXAS WATER DEVELOPMENT BOARD - Statewide Grand Total Expenditures								
T	\$8,397,581	\$604,588 / 7.20%	\$28,342 / 0.34%	\$132,421 / 1.58%	\$387,555 / 4.62%	\$56,270 / 0.67%	0 / 0%	0 / 0%
N	0	0 / 0%	0 / 0%	0 / 0%	0 / 0%	0 / 0%	0 / 0%	0 / 0%
S	***	\$725,410 / 15.32%	0 / 0%	\$556,663 / 11.75%	\$79,997 / 1.69%	\$55,235 / 1.17%	0 / 0%	\$33,515 / 0.71%
-TC	\$497,400	0 / 0%	0 / 0%	0 / 0%	0 / 0%	0 / 0%	0 / 0%	0 / 0%
-I	0	0 / 0%	0 / 0%	0 / 0%	0 / 0%	0 / 0%	0 / 0%	0 / 0%
	\$7,900,181	\$1,329,998 / 22.51%	\$28,342 / 0.34%	\$689,084 / 13.33%	\$467,552 / 6.30%	\$111,505 / 1.84%	0 / 0%	\$33,515 / 0.71%

*** DOLLARS REPORTED BUT NOT SHOWN IN THESE COLUMNS. T=TREASURY, N=NON-TREASURY, S=SUBCONTRACTOR FUNDS & PROCUREMENT CARD HUB PURCHASES, TC=TERM CONTRACT, I= INTER GOVERNMENTAL



TEXAS HISTORICALLY UNDERUTILIZED BUSINESS (HUB) SEMI-ANNUAL REPORT RECEIVED FOR FISCAL YEAR 2025

SECTION VII - STATE AGENCY EXPENDITURE DATA

FUND TYPE	TOTAL EXPENDITURE	TOTAL SPENT WITH HUBS AMOUNT / %	BLACK AMOUNT / %	HISPANIC AMOUNT / %	WOMAN AMOUNT / %	ASIAN PACIFIC AMOUNT / %	NATIVE AMERICAN AMOUNT / %	SERVICE-DISABLED VETERAN AMOUNT / %
-----------	-------------------	----------------------------------	------------------	---------------------	------------------	--------------------------	----------------------------	-------------------------------------

582 - TEXAS COMM ON ENVIRONMENTAL QUALITY - HEAVY CONSTRUCTION UNADJUSTED GOAL IS 11.2%

T	0	0 / 0%	0 / 0%	0 / 0%	0 / 0%	0 / 0%	0 / 0%	0 / 0%
N	0	0 / 0%	0 / 0%	0 / 0%	0 / 0%	0 / 0%	0 / 0%	0 / 0%
S	***	0 / 0%	0 / 0%	0 / 0%	0 / 0%	0 / 0%	0 / 0%	0 / 0%
-TC	0	0 / 0%	0 / 0%	0 / 0%	0 / 0%	0 / 0%	0 / 0%	0 / 0%
-I	0	0 / 0%	0 / 0%	0 / 0%	0 / 0%	0 / 0%	0 / 0%	0 / 0%
	0	0 / 0%	0 / 0%	0 / 0%	0 / 0%	0 / 0%	0 / 0%	0 / 0%

582 - TEXAS COMM ON ENVIRONMENTAL QUALITY - BUILDING CONSTRUCTION UNADJUSTED GOAL IS 21.1%

T	0	0 / 0%	0 / 0%	0 / 0%	0 / 0%	0 / 0%	0 / 0%	0 / 0%
N	0	0 / 0%	0 / 0%	0 / 0%	0 / 0%	0 / 0%	0 / 0%	0 / 0%
S	***	0 / 0%	0 / 0%	0 / 0%	0 / 0%	0 / 0%	0 / 0%	0 / 0%
-TC	0	0 / 0%	0 / 0%	0 / 0%	0 / 0%	0 / 0%	0 / 0%	0 / 0%
-I	0	0 / 0%	0 / 0%	0 / 0%	0 / 0%	0 / 0%	0 / 0%	0 / 0%
	0	0 / 0%	0 / 0%	0 / 0%	0 / 0%	0 / 0%	0 / 0%	0 / 0%

582 - TEXAS COMM ON ENVIRONMENTAL QUALITY - SPECIAL TRADE UNADJUSTED GOAL IS 32.9%

T	\$147,139	\$46,530 / 31.62%	0 / 0%	\$3,800 / 2.58%	\$42,730 / 29.04%	0 / 0%	0 / 0%	0 / 0%
N	0	0 / 0%	0 / 0%	0 / 0%	0 / 0%	0 / 0%	0 / 0%	0 / 0%
S	***	0 / 0%	0 / 0%	0 / 0%	0 / 0%	0 / 0%	0 / 0%	0 / 0%
-TC	0	0 / 0%	0 / 0%	0 / 0%	0 / 0%	0 / 0%	0 / 0%	0 / 0%
-I	0	0 / 0%	0 / 0%	0 / 0%	0 / 0%	0 / 0%	0 / 0%	0 / 0%
	\$147,139	\$46,530 / 31.62%	0 / 0%	\$3,800 / 2.58%	\$42,730 / 29.04%	0 / 0%	0 / 0%	0 / 0%

*** DOLLARS REPORTED BUT NOT SHOWN IN THESE COLUMNS. T=TREASURY, N=NON-TREASURY, S=SUBCONTRACTOR FUNDS & PROCUREMENT CARD HUB PURCHASES, TC=TERM CONTRACT, I= INTER GOVERNMENTAL



TEXAS HISTORICALLY UNDERUTILIZED BUSINESS (HUB) SEMI-ANNUAL REPORT RECEIVED FOR FISCAL YEAR 2025

SECTION VII - STATE AGENCY EXPENDITURE DATA

FUND TYPE	TOTAL EXPENDITURE	TOTAL SPENT WITH HUBS AMOUNT / %	BLACK AMOUNT / %	HISPANIC AMOUNT / %	WOMAN AMOUNT / %	ASIAN PACIFIC AMOUNT / %	NATIVE AMERICAN AMOUNT / %	SERVICE-DISABLED VETERAN AMOUNT / %
-----------	-------------------	----------------------------------	------------------	---------------------	------------------	--------------------------	----------------------------	-------------------------------------

582 - TEXAS COMM ON ENVIRONMENTAL QUALITY - PROFESSIONAL SERVICES UNADJUSTED GOAL IS 23.7%

T	\$2,648,794	0 / 0%	0 / 0%	0 / 0%	0 / 0%	0 / 0%	0 / 0%	0 / 0%
N	0	0 / 0%	0 / 0%	0 / 0%	0 / 0%	0 / 0%	0 / 0%	0 / 0%
S	***	\$268,811 / 10.15%	0 / 0%	\$2,070 / 0.08%	\$216,947 / 8.19%	\$49,794 / 1.88%	0 / 0%	0 / 0%
-TC	0	0 / 0%	0 / 0%	0 / 0%	0 / 0%	0 / 0%	0 / 0%	0 / 0%
-I	0	0 / 0%	0 / 0%	0 / 0%	0 / 0%	0 / 0%	0 / 0%	0 / 0%
	\$2,648,794	\$268,811 / 10.15%	0 / 0%	\$2,070 / 0.08%	\$216,947 / 8.19%	\$49,794 / 1.88%	0 / 0%	0 / 0%

582 - TEXAS COMM ON ENVIRONMENTAL QUALITY - OTHER SERVICES UNADJUSTED GOAL IS 26%

T	\$30,196,450	\$5,123,094 / 16.97%	\$9,391 / 0.03%	\$315,052 / 1.04%	\$3,716,085 / 12.31%	\$1,031,470 / 3.42%	0 / 0%	\$51,096 / 0.17%
N	0	0 / 0%	0 / 0%	0 / 0%	0 / 0%	0 / 0%	0 / 0%	0 / 0%
S	***	\$3,274,653 / 15.18%	\$895,476 / 4.15%	\$1,032,222 / 4.79%	\$892,798 / 4.14%	\$454,156 / 2.11%	0 / 0%	0 / 0%
-TC	\$494,123	\$10,715 / 2.17%	0 / 0%	0 / 0%	\$10,715 / 2.17%	0 / 0%	0 / 0%	0 / 0%
-I	\$2,029,527	0 / 0%	0 / 0%	0 / 0%	0 / 0%	0 / 0%	0 / 0%	0 / 0%
	\$27,672,800	\$8,387,031 / 34.32%	\$904,867 / 4.18%	\$1,347,274 / 5.83%	\$4,598,168 / 18.61%	\$1,485,627 / 5.52%	0 / 0%	\$51,096 / 0.17%

582 - TEXAS COMM ON ENVIRONMENTAL QUALITY - COMMODITY PURCHASING UNADJUSTED GOAL IS 21.1%

T	\$4,513,307	\$612,563 / 13.57%	\$119,899 / 2.66%	\$184,218 / 4.08%	\$147,652 / 3.27%	\$160,795 / 3.56%	0 / 0%	0 / 0%
N	0	0 / 0%	0 / 0%	0 / 0%	0 / 0%	0 / 0%	0 / 0%	0 / 0%
S	***	\$88,773 / 6.69%	\$29,087 / 2.19%	\$40,621 / 3.06%	\$19,064 / 1.44%	0 / 0%	0 / 0%	0 / 0%
-TC	\$1,064,304	0 / 0%	0 / 0%	0 / 0%	0 / 0%	0 / 0%	0 / 0%	0 / 0%
-I	0	0 / 0%	0 / 0%	0 / 0%	0 / 0%	0 / 0%	0 / 0%	0 / 0%
	\$3,449,004	\$701,336 / 20.26%	\$148,986 / 4.85%	\$224,839 / 7.14%	\$166,716 / 4.71%	\$160,795 / 3.56%	0 / 0%	0 / 0%

*** DOLLARS REPORTED BUT NOT SHOWN IN THESE COLUMNS. T=TREASURY, N=NON-TREASURY, S=SUBCONTRACTOR FUNDS & PROCUREMENT CARD HUB PURCHASES, TC=TERM CONTRACT, I= INTER GOVERNMENTAL



TEXAS HISTORICALLY UNDERUTILIZED BUSINESS (HUB) SEMI-ANNUAL REPORT RECEIVED FOR FISCAL YEAR 2025

SECTION VII - STATE AGENCY EXPENDITURE DATA

FUND TYPE	TOTAL EXPENDITURE	TOTAL SPENT WITH HUBS AMOUNT / %	BLACK AMOUNT / %	HISPANIC AMOUNT / %	WOMAN AMOUNT / %	ASIAN PACIFIC AMOUNT / %	NATIVE AMERICAN AMOUNT / %	SERVICE-DISABLED VETERAN AMOUNT / %
582 - TEXAS COMM ON ENVIRONMENTAL QUALITY - Statewide Grand Total Expenditures								
T	\$37,505,690	\$5,782,187 / 15.42%	\$129,290 / 0.34%	\$503,069 / 1.34%	\$3,906,467 / 10.42%	\$1,192,265 / 3.18%	0 / 0%	\$51,096 / 0.14%
N	0	0 / 0%	0 / 0%	0 / 0%	0 / 0%	0 / 0%	0 / 0%	0 / 0%
S	***	\$3,632,236 / 14.14%	\$924,564 / 3.60%	\$1,074,913 / 4.18%	\$1,128,809 / 4.39%	\$503,951 / 1.96%	0 / 0%	0 / 0%
-TC	\$1,558,427	\$10,715 / 0.69%	0 / 0%	0 / 0%	\$10,715 / 0.69%	0 / 0%	0 / 0%	0 / 0%
-I	\$2,029,527	0 / 0%	0 / 0%	0 / 0%	0 / 0%	0 / 0%	0 / 0%	0 / 0%
	\$33,917,736	\$9,403,708 / 30.24%	\$1,053,853 / 3.94%	\$1,577,983 / 5.53%	\$5,024,561 / 15.50%	\$1,696,215 / 5.14%	0 / 0%	\$51,096 / 0.14%

*** DOLLARS REPORTED BUT NOT SHOWN IN THESE COLUMNS. T=TREASURY, N=NON-TREASURY, S=SUBCONTRACTOR FUNDS & PROCUREMENT CARD HUB PURCHASES, TC=TERM CONTRACT, I= INTER GOVERNMENTAL



TEXAS HISTORICALLY UNDERUTILIZED BUSINESS (HUB) SEMI-ANNUAL REPORT RECEIVED FOR FISCAL YEAR 2025

SECTION VII - STATE AGENCY EXPENDITURE DATA

FUND TYPE	TOTAL EXPENDITURE	TOTAL SPENT WITH HUBS AMOUNT / %	BLACK AMOUNT / %	HISPANIC AMOUNT / %	WOMAN AMOUNT / %	ASIAN PACIFIC AMOUNT / %	NATIVE AMERICAN AMOUNT / %	SERVICE- DISABLED VETERAN AMOUNT / %
-----------	-------------------	-------------------------------------	---------------------	------------------------	---------------------	--------------------------------	----------------------------------	---

592 - SOIL & WATER CONSERVATION BOARD - HEAVY CONSTRUCTION UNADJUSTED GOAL IS 11.2%

T	0	0 / 0%	0 / 0%	0 / 0%	0 / 0%	0 / 0%	0 / 0%	0 / 0%
N	0	0 / 0%	0 / 0%	0 / 0%	0 / 0%	0 / 0%	0 / 0%	0 / 0%
S	***	0 / 0%	0 / 0%	0 / 0%	0 / 0%	0 / 0%	0 / 0%	0 / 0%
-TC	0	0 / 0%	0 / 0%	0 / 0%	0 / 0%	0 / 0%	0 / 0%	0 / 0%
-I	0	0 / 0%	0 / 0%	0 / 0%	0 / 0%	0 / 0%	0 / 0%	0 / 0%
	0	0 / 0%	0 / 0%	0 / 0%	0 / 0%	0 / 0%	0 / 0%	0 / 0%

592 - SOIL & WATER CONSERVATION BOARD - BUILDING CONSTRUCTION UNADJUSTED GOAL IS 21.1%

T	0	0 / 0%	0 / 0%	0 / 0%	0 / 0%	0 / 0%	0 / 0%	0 / 0%
N	0	0 / 0%	0 / 0%	0 / 0%	0 / 0%	0 / 0%	0 / 0%	0 / 0%
S	***	0 / 0%	0 / 0%	0 / 0%	0 / 0%	0 / 0%	0 / 0%	0 / 0%
-TC	0	0 / 0%	0 / 0%	0 / 0%	0 / 0%	0 / 0%	0 / 0%	0 / 0%
-I	0	0 / 0%	0 / 0%	0 / 0%	0 / 0%	0 / 0%	0 / 0%	0 / 0%
	0	0 / 0%	0 / 0%	0 / 0%	0 / 0%	0 / 0%	0 / 0%	0 / 0%

592 - SOIL & WATER CONSERVATION BOARD - SPECIAL TRADE UNADJUSTED GOAL IS 32.9%

T	0	0 / 0%	0 / 0%	0 / 0%	0 / 0%	0 / 0%	0 / 0%	0 / 0%
N	0	0 / 0%	0 / 0%	0 / 0%	0 / 0%	0 / 0%	0 / 0%	0 / 0%
S	***	0 / 0%	0 / 0%	0 / 0%	0 / 0%	0 / 0%	0 / 0%	0 / 0%
-TC	0	0 / 0%	0 / 0%	0 / 0%	0 / 0%	0 / 0%	0 / 0%	0 / 0%
-I	0	0 / 0%	0 / 0%	0 / 0%	0 / 0%	0 / 0%	0 / 0%	0 / 0%
	0	0 / 0%	0 / 0%	0 / 0%	0 / 0%	0 / 0%	0 / 0%	0 / 0%

*** DOLLARS REPORTED BUT NOT SHOWN IN THESE COLUMNS. T=TREASURY, N=NON-TREASURY, S=SUBCONTRACTOR FUNDS & PROCUREMENT CARD HUB PURCHASES, TC=TERM CONTRACT, I= INTER GOVERNMENT



TEXAS HISTORICALLY UNDERUTILIZED BUSINESS (HUB) SEMI-ANNUAL REPORT RECEIVED FOR FISCAL YEAR 2025

SECTION VII - STATE AGENCY EXPENDITURE DATA

FUND TYPE	TOTAL EXPENDITURE	TOTAL SPENT WITH HUBS AMOUNT / %	BLACK AMOUNT / %	HISPANIC AMOUNT / %	WOMAN AMOUNT / %	ASIAN PACIFIC AMOUNT / %	NATIVE AMERICAN AMOUNT / %	SERVICE-DISABLED VETERAN AMOUNT / %
-----------	-------------------	----------------------------------	------------------	---------------------	------------------	--------------------------	----------------------------	-------------------------------------

592 - SOIL & WATER CONSERVATION BOARD - PROFESSIONAL SERVICES UNADJUSTED GOAL IS 23.7%

T	\$3,829,861	\$25,413 / 0.66%	\$25,413 / 0.66%	0 / 0%	0 / 0%	0 / 0%	0 / 0%	0 / 0%
N	0	0 / 0%	0 / 0%	0 / 0%	0 / 0%	0 / 0%	0 / 0%	0 / 0%
S	***	\$105,915 / 2.78%	0 / 0%	\$20,000 / 0.53%	\$22,975 / 0.60%	\$62,940 / 1.65%	0 / 0%	0 / 0%
-TC	0	0 / 0%	0 / 0%	0 / 0%	0 / 0%	0 / 0%	0 / 0%	0 / 0%
-I	0	0 / 0%	0 / 0%	0 / 0%	0 / 0%	0 / 0%	0 / 0%	0 / 0%
	\$3,829,861	\$131,328 / 3.45%	\$25,413 / 0.66%	\$20,000 / 0.53%	\$22,975 / 0.60%	\$62,940 / 1.65%	0 / 0%	0 / 0%

592 - SOIL & WATER CONSERVATION BOARD - OTHER SERVICES UNADJUSTED GOAL IS 26%

T	\$1,947,740	\$5,895 / 0.30%	\$3,715 / 0.19%	0 / 0%	\$2,180 / 0.11%	0 / 0%	0 / 0%	0 / 0%
N	0	0 / 0%	0 / 0%	0 / 0%	0 / 0%	0 / 0%	0 / 0%	0 / 0%
S	***	0 / 0%	0 / 0%	0 / 0%	0 / 0%	0 / 0%	0 / 0%	0 / 0%
-TC	\$1,043	0 / 0%	0 / 0%	0 / 0%	0 / 0%	0 / 0%	0 / 0%	0 / 0%
-I	0	0 / 0%	0 / 0%	0 / 0%	0 / 0%	0 / 0%	0 / 0%	0 / 0%
	\$1,946,697	\$5,895 / 0.30%	\$3,715 / 0.19%	0 / 0%	\$2,180 / 0.11%	0 / 0%	0 / 0%	0 / 0%

592 - SOIL & WATER CONSERVATION BOARD - COMMODITY PURCHASING UNADJUSTED GOAL IS 21.1%

T	\$93,324	\$8,365 / 8.96%	0 / 0%	0 / 0%	\$6,188 / 6.63%	\$2,177 / 2.33%	0 / 0%	0 / 0%
N	0	0 / 0%	0 / 0%	0 / 0%	0 / 0%	0 / 0%	0 / 0%	0 / 0%
S	***	0 / 0%	0 / 0%	0 / 0%	0 / 0%	0 / 0%	0 / 0%	0 / 0%
-TC	\$6,447	0 / 0%	0 / 0%	0 / 0%	0 / 0%	0 / 0%	0 / 0%	0 / 0%
-I	0	0 / 0%	0 / 0%	0 / 0%	0 / 0%	0 / 0%	0 / 0%	0 / 0%
	\$86,877	\$8,365 / 8.96%	0 / 0%	0 / 0%	\$6,188 / 6.63%	\$2,177 / 2.33%	0 / 0%	0 / 0%

*** DOLLARS REPORTED BUT NOT SHOWN IN THESE COLUMNS. T=TREASURY, N=NON-TREASURY, S=SUBCONTRACTOR FUNDS & PROCUREMENT CARD HUB PURCHASES, TC=TERM CONTRACT, I= INTER GOVERNMENTAL



TEXAS HISTORICALLY UNDERUTILIZED BUSINESS (HUB) SEMI-ANNUAL REPORT RECEIVED FOR FISCAL YEAR 2025

SECTION VII - STATE AGENCY EXPENDITURE DATA

FUND TYPE	TOTAL EXPENDITURE	TOTAL SPENT WITH HUBS AMOUNT / %	BLACK AMOUNT / %	HISPANIC AMOUNT / %	WOMAN AMOUNT / %	ASIAN PACIFIC AMOUNT / %	NATIVE AMERICAN AMOUNT / %	SERVICE-DISABLED VETERAN AMOUNT / %
592 - SOIL & WATER CONSERVATION BOARD - Statewide Grand Total Expenditures								
T	\$5,870,925	\$39,673 / 0.68%	\$29,128 / 0.50%	0 / 0%	\$8,368 / 0.14%	\$2,177 / 0.04%	0 / 0%	0 / 0%
N	0	0 / 0%	0 / 0%	0 / 0%	0 / 0%	0 / 0%	0 / 0%	0 / 0%
S	***	\$105,915 / 2.78%	0 / 0%	\$20,000 / 0.53%	\$22,975 / 0.60%	\$62,940 / 1.65%	0 / 0%	0 / 0%
-TC	\$7,490	0 / 0%	0 / 0%	0 / 0%	0 / 0%	0 / 0%	0 / 0%	0 / 0%
-I	0	0 / 0%	0 / 0%	0 / 0%	0 / 0%	0 / 0%	0 / 0%	0 / 0%
	\$5,863,435	\$145,588 / 3.46%	\$29,128 / 0.50%	\$20,000 / 0.53%	\$31,343 / 0.75%	\$65,117 / 1.69%	0 / 0%	0 / 0%

*** DOLLARS REPORTED BUT NOT SHOWN IN THESE COLUMNS. T=TREASURY, N=NON-TREASURY, S=SUBCONTRACTOR FUNDS & PROCUREMENT CARD HUB PURCHASES, TC=TERM CONTRACT, I= INTER GOVERNMENTAL



TEXAS HISTORICALLY UNDERUTILIZED BUSINESS (HUB) SEMI-ANNUAL REPORT RECEIVED FOR FISCAL YEAR 2025

SECTION VII - STATE AGENCY EXPENDITURE DATA

FUND TYPE	TOTAL EXPENDITURE	TOTAL SPENT WITH HUBS AMOUNT / %	BLACK AMOUNT / %	HISPANIC AMOUNT / %	WOMAN AMOUNT / %	ASIAN PACIFIC AMOUNT / %	NATIVE AMERICAN AMOUNT / %	SERVICE-DISABLED VETERAN AMOUNT / %
-----------	-------------------	----------------------------------	------------------	---------------------	------------------	--------------------------	----------------------------	-------------------------------------

601 - TEXAS DEPARTMENT OF TRANSPORTATION - HEAVY CONSTRUCTION UNADJUSTED GOAL IS 11.2%

T	\$6,311,230,215	\$61,443,955 / 0.97%	\$41,850 / 0.00%	\$38,135,391 / 0.60%	\$22,019,489 / 0.35%	\$1,247,224 / 0.02%	0 / 0%	0 / 0%
N	0	0 / 0%	0 / 0%	0 / 0%	0 / 0%	0 / 0%	0 / 0%	0 / 0%
S	***	\$213,069,725 / 3.80%	\$8,631,892 / 0.15%	\$80,400,379 / 1.43%	\$95,635,032 / 1.71%	\$8,282,561 / 0.15%	\$20,119,862 / 0.36%	0 / 0%
-TC	\$1,400	0 / 0%	0 / 0%	0 / 0%	0 / 0%	0 / 0%	0 / 0%	0 / 0%
-I	\$125,658,881	0 / 0%	0 / 0%	0 / 0%	0 / 0%	0 / 0%	0 / 0%	0 / 0%
	\$6,185,569,934	\$274,513,679 / 4.78%	\$8,673,742 / 0.15%	\$118,535,770 / 2.04%	\$117,654,521 / 2.06%	\$9,529,785 / 0.17%	\$20,119,862 / 0.36%	0 / 0%

601 - TEXAS DEPARTMENT OF TRANSPORTATION - BUILDING CONSTRUCTION UNADJUSTED GOAL IS 21.1%

T	\$80,452,864	\$4,801,758 / 5.97%	\$60,107 / 0.07%	\$1,343,844 / 1.67%	\$2,341,817 / 2.91%	\$330,235 / 0.41%	\$71,054 / 0.09%	\$654,701 / 0.81%
N	0	0 / 0%	0 / 0%	0 / 0%	0 / 0%	0 / 0%	0 / 0%	0 / 0%
S	***	\$702,444 / 0.88%	\$14,084 / 0.02%	\$377,672 / 0.47%	\$248,621 / 0.31%	0 / 0%	\$62,066 / 0.08%	0 / 0%
-TC	\$1,369,580	\$893,807 / 65.26%	0 / 0%	0 / 0%	\$893,807 / 65.26%	0 / 0%	0 / 0%	0 / 0%
-I	\$222,870	0 / 0%	0 / 0%	0 / 0%	0 / 0%	0 / 0%	0 / 0%	0 / 0%
	\$78,860,413	\$4,610,395 / 72.11%	\$74,190 / 0.09%	\$1,721,517 / 2.14%	\$1,696,632 / 68.48%	\$330,235 / 0.41%	\$133,120 / 0.17%	\$654,701 / 0.81%

601 - TEXAS DEPARTMENT OF TRANSPORTATION - SPECIAL TRADE UNADJUSTED GOAL IS 32.9%

T	\$46,056,575	\$10,788,925 / 23.43%	\$408,243 / 0.89%	\$7,705,578 / 16.73%	\$1,585,023 / 3.44%	\$234,929 / 0.51%	\$407,292 / 0.88%	\$447,860 / 0.97%
N	0	0 / 0%	0 / 0%	0 / 0%	0 / 0%	0 / 0%	0 / 0%	0 / 0%
S	***	\$304,716 / 1.63%	0 / 0%	\$152,247 / 0.81%	\$66,969 / 0.36%	0 / 0%	\$85,500 / 0.46%	0 / 0%
-TC	0	0 / 0%	0 / 0%	0 / 0%	0 / 0%	0 / 0%	0 / 0%	0 / 0%
-I	\$2,240	0 / 0%	0 / 0%	0 / 0%	0 / 0%	0 / 0%	0 / 0%	0 / 0%
	\$46,054,335	\$11,093,641 / 25.05%	\$408,243 / 0.89%	\$7,857,825 / 17.54%	\$1,651,991 / 3.80%	\$234,929 / 0.51%	\$492,792 / 1.34%	\$447,860 / 0.97%

*** DOLLARS REPORTED BUT NOT SHOWN IN THESE COLUMNS. T=TREASURY, N=NON-TREASURY, S=SUBCONTRACTOR FUNDS & PROCUREMENT CARD HUB PURCHASES, TC=TERM CONTRACT, I= INTER GOVERNMENTAL



TEXAS HISTORICALLY UNDERUTILIZED BUSINESS (HUB) SEMI-ANNUAL REPORT RECEIVED FOR FISCAL YEAR 2025

SECTION VII - STATE AGENCY EXPENDITURE DATA

FUND TYPE	TOTAL EXPENDITURE	TOTAL SPENT WITH HUBS AMOUNT / %	BLACK AMOUNT / %	HISPANIC AMOUNT / %	WOMAN AMOUNT / %	ASIAN PACIFIC AMOUNT / %	NATIVE AMERICAN AMOUNT / %	SERVICE-DISABLED VETERAN AMOUNT / %
-----------	-------------------	----------------------------------	------------------	---------------------	------------------	--------------------------	----------------------------	-------------------------------------

601 - TEXAS DEPARTMENT OF TRANSPORTATION - PROFESSIONAL SERVICES UNADJUSTED GOAL IS 23.7%

T	\$855,986,962	\$90,834,424 / 10.61%	\$2,759,023 / 0.32%	\$49,604,896 / 5.80%	\$14,923,362 / 1.74%	\$22,058,344 / 2.58%	\$1,488,799 / 0.17%	0 / 0%
N	0	0 / 0%	0 / 0%	0 / 0%	0 / 0%	0 / 0%	0 / 0%	0 / 0%
S	***	\$147,119,067 / 17.31%	\$12,014,955 / 1.41%	\$58,128,697 / 6.84%	\$25,434,306 / 2.99%	\$41,325,478 / 4.86%	\$8,841,944 / 1.04%	\$1,373,687 / 0.16%
-TC	0	0 / 0%	0 / 0%	0 / 0%	0 / 0%	0 / 0%	0 / 0%	0 / 0%
-I	\$4,152,188	0 / 0%	0 / 0%	0 / 0%	0 / 0%	0 / 0%	0 / 0%	0 / 0%
	\$851,834,774	\$237,953,491 / 27.92%	\$14,773,979 / 1.74%	\$107,733,593 / 12.63%	\$40,357,667 / 4.74%	\$63,383,822 / 7.44%	\$10,330,743 / 1.21%	\$1,373,687 / 0.16%

601 - TEXAS DEPARTMENT OF TRANSPORTATION - OTHER SERVICES UNADJUSTED GOAL IS 26%

T	\$552,501,885	\$90,171,481 / 16.32%	\$4,847,121 / 0.88%	\$24,994,595 / 4.52%	\$47,060,121 / 8.52%	\$11,813,451 / 2.14%	\$1,177,840 / 0.21%	\$278,353 / 0.05%
N	0	0 / 0%	0 / 0%	0 / 0%	0 / 0%	0 / 0%	0 / 0%	0 / 0%
S	***	\$5,752,219 / 1.98%	\$429,690 / 0.15%	\$594,615 / 0.21%	\$4,723,941 / 1.63%	\$3,973 / 0.00%	0 / 0%	0 / 0%
-TC	\$1,862,129	0 / 0%	0 / 0%	0 / 0%	0 / 0%	0 / 0%	0 / 0%	0 / 0%
-I	\$25,731,764	0 / 0%	0 / 0%	0 / 0%	0 / 0%	0 / 0%	0 / 0%	0 / 0%
	\$524,907,992	\$95,923,700 / 18.31%	\$5,276,812 / 1.03%	\$25,589,210 / 4.73%	\$51,784,062 / 10.15%	\$11,817,424 / 2.14%	\$1,177,840 / 0.21%	\$278,353 / 0.05%

601 - TEXAS DEPARTMENT OF TRANSPORTATION - COMMODITY PURCHASING UNADJUSTED GOAL IS 21.1%

T	\$280,732,765	\$9,363,481 / 3.34%	\$2,359,851 / 0.84%	\$1,752,764 / 0.62%	\$4,424,212 / 1.58%	\$664,851 / 0.24%	\$161,228 / 0.06%	\$575 / 0.00%
N	0	0 / 0%	0 / 0%	0 / 0%	0 / 0%	0 / 0%	0 / 0%	0 / 0%
S	***	\$265,049 / 1.97%	\$157 / 0.00%	\$66,566 / 0.49%	\$181,039 / 1.35%	\$10,361 / 0.08%	\$5,437 / 0.04%	\$1,489 / 0.01%
-TC	\$32,995,671	\$1,190,823 / 3.61%	0 / 0%	\$10,191 / 0.03%	\$950,216 / 2.88%	\$230,416 / 0.70%	0 / 0%	0 / 0%
-I	0	0 / 0%	0 / 0%	0 / 0%	0 / 0%	0 / 0%	0 / 0%	0 / 0%
	\$247,737,093	\$8,437,707 / 8.92%	\$2,360,007 / 0.84%	\$1,809,139 / 1.15%	\$3,655,036 / 5.80%	\$444,796 / 1.01%	\$166,665 / 0.10%	\$2,064 / 0.01%

*** DOLLARS REPORTED BUT NOT SHOWN IN THESE COLUMNS. T=TREASURY, N=NON-TREASURY, S=SUBCONTRACTOR FUNDS & PROCUREMENT CARD HUB PURCHASES, TC=TERM CONTRACT, I= INTER GOVERNMENTAL



TEXAS HISTORICALLY UNDERUTILIZED BUSINESS (HUB) SEMI-ANNUAL REPORT RECEIVED FOR FISCAL YEAR 2025

SECTION VII - STATE AGENCY EXPENDITURE DATA

FUND TYPE	TOTAL EXPENDITURE	TOTAL SPENT WITH HUBS AMOUNT / %	BLACK AMOUNT / %	HISPANIC AMOUNT / %	WOMAN AMOUNT / %	ASIAN PACIFIC AMOUNT / %	NATIVE AMERICAN AMOUNT / %	SERVICE-DISABLED VETERAN AMOUNT / %
601 - TEXAS DEPARTMENT OF TRANSPORTATION - Statewide Grand Total Expenditures								
T	\$8,126,961,265	\$267,404,023 / 3.29%	\$10,476,195 / 0.13%	\$123,537,070 / 1.52%	\$92,354,023 / 1.14%	\$36,349,034 / 0.45%	\$3,306,212 / 0.04%	\$1,381,489 / 0.02%
N	0	0 / 0%	0 / 0%	0 / 0%	0 / 0%	0 / 0%	0 / 0%	0 / 0%
S	***	\$367,213,218 / 5.36%	\$21,090,778 / 0.31%	\$139,720,176 / 2.04%	\$126,289,908 / 1.84%	\$49,622,373 / 0.72%	\$29,114,808 / 0.42%	\$1,375,176 / 0.02%
-TC	\$36,228,780	\$2,084,630 / 5.75%	0 / 0%	\$10,191 / 0.03%	\$1,844,022 / 5.09%	\$230,416 / 0.64%	0 / 0%	0 / 0%
-I	\$155,767,943	0 / 0%	0 / 0%	0 / 0%	0 / 0%	0 / 0%	0 / 0%	0 / 0%
	\$7,934,964,541	\$632,532,612 / 14.40%	\$31,566,973 / 0.44%	\$263,247,054 / 3.59%	\$216,799,908 / 8.07%	\$85,740,991 / 1.81%	\$32,421,021 / 0.47%	\$2,756,665 / 0.04%

*** DOLLARS REPORTED BUT NOT SHOWN IN THESE COLUMNS. T=TREASURY, N=NON-TREASURY, S=SUBCONTRACTOR FUNDS & PROCUREMENT CARD HUB PURCHASES, TC=TERM CONTRACT, I= INTER GOVERNMENTAL



TEXAS HISTORICALLY UNDERUTILIZED BUSINESS (HUB) SEMI-ANNUAL REPORT RECEIVED FOR FISCAL YEAR 2025

SECTION VII - STATE AGENCY EXPENDITURE DATA

FUND TYPE	TOTAL EXPENDITURE	TOTAL SPENT WITH HUBS AMOUNT / %	BLACK AMOUNT / %	HISPANIC AMOUNT / %	WOMAN AMOUNT / %	ASIAN PACIFIC AMOUNT / %	NATIVE AMERICAN AMOUNT / %	SERVICE-DISABLED VETERAN AMOUNT / %
-----------	-------------------	----------------------------------	------------------	---------------------	------------------	--------------------------	----------------------------	-------------------------------------

608 - TEXAS DEPARTMENT OF MOTOR VEHICLES - HEAVY CONSTRUCTION UNADJUSTED GOAL IS 11.2%

T	\$7,028	0 / 0%	0 / 0%	0 / 0%	0 / 0%	0 / 0%	0 / 0%	0 / 0%
N	0	0 / 0%	0 / 0%	0 / 0%	0 / 0%	0 / 0%	0 / 0%	0 / 0%
S	***	0 / 0%	0 / 0%	0 / 0%	0 / 0%	0 / 0%	0 / 0%	0 / 0%
-TC	0	0 / 0%	0 / 0%	0 / 0%	0 / 0%	0 / 0%	0 / 0%	0 / 0%
-I	\$7,028	0 / 0%	0 / 0%	0 / 0%	0 / 0%	0 / 0%	0 / 0%	0 / 0%
	0	0 / 0%	0 / 0%	0 / 0%	0 / 0%	0 / 0%	0 / 0%	0 / 0%

608 - TEXAS DEPARTMENT OF MOTOR VEHICLES - BUILDING CONSTRUCTION UNADJUSTED GOAL IS 21.1%

T	0	0 / 0%	0 / 0%	0 / 0%	0 / 0%	0 / 0%	0 / 0%	0 / 0%
N	0	0 / 0%	0 / 0%	0 / 0%	0 / 0%	0 / 0%	0 / 0%	0 / 0%
S	***	0 / 0%	0 / 0%	0 / 0%	0 / 0%	0 / 0%	0 / 0%	0 / 0%
-TC	0	0 / 0%	0 / 0%	0 / 0%	0 / 0%	0 / 0%	0 / 0%	0 / 0%
-I	0	0 / 0%	0 / 0%	0 / 0%	0 / 0%	0 / 0%	0 / 0%	0 / 0%
	0	0 / 0%	0 / 0%	0 / 0%	0 / 0%	0 / 0%	0 / 0%	0 / 0%

608 - TEXAS DEPARTMENT OF MOTOR VEHICLES - SPECIAL TRADE UNADJUSTED GOAL IS 32.9%

T	\$1,042,439	\$90,311 / 8.66%	0 / 0%	0 / 0%	\$3,904 / 0.37%	\$86,407 / 8.29%	0 / 0%	0 / 0%
N	0	0 / 0%	0 / 0%	0 / 0%	0 / 0%	0 / 0%	0 / 0%	0 / 0%
S	***	0 / 0%	0 / 0%	0 / 0%	0 / 0%	0 / 0%	0 / 0%	0 / 0%
-TC	0	0 / 0%	0 / 0%	0 / 0%	0 / 0%	0 / 0%	0 / 0%	0 / 0%
-I	0	0 / 0%	0 / 0%	0 / 0%	0 / 0%	0 / 0%	0 / 0%	0 / 0%
	\$1,042,439	\$90,311 / 8.66%	0 / 0%	0 / 0%	\$3,904 / 0.37%	\$86,407 / 8.29%	0 / 0%	0 / 0%

*** DOLLARS REPORTED BUT NOT SHOWN IN THESE COLUMNS. T=TREASURY, N=NON-TREASURY, S=SUBCONTRACTOR FUNDS & PROCUREMENT CARD HUB PURCHASES, TC=TERM CONTRACT, I= INTER GOVERNMENTAL



TEXAS HISTORICALLY UNDERUTILIZED BUSINESS (HUB) SEMI-ANNUAL REPORT RECEIVED FOR FISCAL YEAR 2025

SECTION VII - STATE AGENCY EXPENDITURE DATA

FUND TYPE	TOTAL EXPENDITURE	TOTAL SPENT WITH HUBS AMOUNT / %	BLACK AMOUNT / %	HISPANIC AMOUNT / %	WOMAN AMOUNT / %	ASIAN PACIFIC AMOUNT / %	NATIVE AMERICAN AMOUNT / %	SERVICE-DISABLED VETERAN AMOUNT / %
-----------	-------------------	----------------------------------	------------------	---------------------	------------------	--------------------------	----------------------------	-------------------------------------

608 - TEXAS DEPARTMENT OF MOTOR VEHICLES - PROFESSIONAL SERVICES UNADJUSTED GOAL IS 23.7%

T	0	0 / 0%	0 / 0%	0 / 0%	0 / 0%	0 / 0%	0 / 0%	0 / 0%
N	0	0 / 0%	0 / 0%	0 / 0%	0 / 0%	0 / 0%	0 / 0%	0 / 0%
S	***	0 / 0%	0 / 0%	0 / 0%	0 / 0%	0 / 0%	0 / 0%	0 / 0%
-TC	0	0 / 0%	0 / 0%	0 / 0%	0 / 0%	0 / 0%	0 / 0%	0 / 0%
-I	0	0 / 0%	0 / 0%	0 / 0%	0 / 0%	0 / 0%	0 / 0%	0 / 0%
	0	0 / 0%	0 / 0%	0 / 0%	0 / 0%	0 / 0%	0 / 0%	0 / 0%

608 - TEXAS DEPARTMENT OF MOTOR VEHICLES - OTHER SERVICES UNADJUSTED GOAL IS 26%

T	\$27,388,322	\$4,485,089 / 16.38%	\$245,274 / 0.90%	\$2,064,638 / 7.54%	\$880,288 / 3.21%	\$1,294,889 / 4.73%	0 / 0%	0 / 0%
N	0	0 / 0%	0 / 0%	0 / 0%	0 / 0%	0 / 0%	0 / 0%	0 / 0%
S	***	\$212,017 / 1.68%	0 / 0%	0 / 0%	0 / 0%	\$212,017 / 1.68%	0 / 0%	0 / 0%
-TC	\$987,896	0 / 0%	0 / 0%	0 / 0%	0 / 0%	0 / 0%	0 / 0%	0 / 0%
-I	\$5,162,158	0 / 0%	0 / 0%	0 / 0%	0 / 0%	0 / 0%	0 / 0%	0 / 0%
	\$21,238,269	\$4,697,106 / 18.05%	\$245,274 / 0.90%	\$2,064,638 / 7.54%	\$880,288 / 3.21%	\$1,506,906 / 6.40%	0 / 0%	0 / 0%

608 - TEXAS DEPARTMENT OF MOTOR VEHICLES - COMMODITY PURCHASING UNADJUSTED GOAL IS 21.1%

T	\$2,713,220	\$531,535 / 19.59%	\$228,374 / 8.42%	0 / 0%	\$295,418 / 10.89%	\$7,742 / 0.29%	0 / 0%	0 / 0%
N	0	0 / 0%	0 / 0%	0 / 0%	0 / 0%	0 / 0%	0 / 0%	0 / 0%
S	***	0 / 0%	0 / 0%	0 / 0%	0 / 0%	0 / 0%	0 / 0%	0 / 0%
-TC	\$794,006	0 / 0%	0 / 0%	0 / 0%	0 / 0%	0 / 0%	0 / 0%	0 / 0%
-I	\$120	0 / 0%	0 / 0%	0 / 0%	0 / 0%	0 / 0%	0 / 0%	0 / 0%
	\$1,919,094	\$531,535 / 19.59%	\$228,374 / 8.42%	0 / 0%	\$295,418 / 10.89%	\$7,742 / 0.29%	0 / 0%	0 / 0%

*** DOLLARS REPORTED BUT NOT SHOWN IN THESE COLUMNS. T=TREASURY, N=NON-TREASURY, S=SUBCONTRACTOR FUNDS & PROCUREMENT CARD HUB PURCHASES, TC=TERM CONTRACT, I= INTER GOVERNMENTAL



TEXAS HISTORICALLY UNDERUTILIZED BUSINESS (HUB) SEMI-ANNUAL REPORT RECEIVED FOR FISCAL YEAR 2025

SECTION VII - STATE AGENCY EXPENDITURE DATA

FUND TYPE	TOTAL EXPENDITURE	TOTAL SPENT WITH HUBS AMOUNT / %	BLACK AMOUNT / %	HISPANIC AMOUNT / %	WOMAN AMOUNT / %	ASIAN PACIFIC AMOUNT / %	NATIVE AMERICAN AMOUNT / %	SERVICE-DISABLED VETERAN AMOUNT / %
608 - TEXAS DEPARTMENT OF MOTOR VEHICLES - Statewide Grand Total Expenditures								
T	\$31,151,009	\$5,106,935 / 16.39%	\$473,648 / 1.52%	\$2,064,638 / 6.63%	\$1,179,610 / 3.79%	\$1,389,038 / 4.46%	0 / 0%	0 / 0%
N	0	0 / 0%	0 / 0%	0 / 0%	0 / 0%	0 / 0%	0 / 0%	0 / 0%
S	***	\$212,017 / 1.68%	0 / 0%	0 / 0%	0 / 0%	\$212,017 / 1.68%	0 / 0%	0 / 0%
-TC	\$1,781,901	0 / 0%	0 / 0%	0 / 0%	0 / 0%	0 / 0%	0 / 0%	0 / 0%
-I	\$5,169,306	0 / 0%	0 / 0%	0 / 0%	0 / 0%	0 / 0%	0 / 0%	0 / 0%
	\$24,199,802	\$5,318,951 / 18.07%	\$473,648 / 1.52%	\$2,064,638 / 6.63%	\$1,179,610 / 3.79%	\$1,601,055 / 6.14%	0 / 0%	0 / 0%

*** DOLLARS REPORTED BUT NOT SHOWN IN THESE COLUMNS. T=TREASURY, N=NON-TREASURY, S=SUBCONTRACTOR FUNDS & PROCUREMENT CARD HUB PURCHASES, TC=TERM CONTRACT, I= INTER GOVERNMENTAL



TEXAS HISTORICALLY UNDERUTILIZED BUSINESS (HUB) SEMI-ANNUAL REPORT RECEIVED FOR FISCAL YEAR 2025

SECTION VII - STATE AGENCY EXPENDITURE DATA

FUND TYPE	TOTAL EXPENDITURE	TOTAL SPENT WITH HUBS AMOUNT / %	BLACK AMOUNT / %	HISPANIC AMOUNT / %	WOMAN AMOUNT / %	ASIAN PACIFIC AMOUNT / %	NATIVE AMERICAN AMOUNT / %	SERVICE- DISABLED VETERAN AMOUNT / %
-----------	-------------------	-------------------------------------	---------------------	------------------------	---------------------	--------------------------------	----------------------------------	---

644 - TEXAS JUVENILE JUSTICE DEPT - HEAVY CONSTRUCTION UNADJUSTED GOAL IS 11.2%

T	0	0 / 0%	0 / 0%	0 / 0%	0 / 0%	0 / 0%	0 / 0%	0 / 0%
N	0	0 / 0%	0 / 0%	0 / 0%	0 / 0%	0 / 0%	0 / 0%	0 / 0%
S	***	0 / 0%	0 / 0%	0 / 0%	0 / 0%	0 / 0%	0 / 0%	0 / 0%
-TC	0	0 / 0%	0 / 0%	0 / 0%	0 / 0%	0 / 0%	0 / 0%	0 / 0%
-I	0	0 / 0%	0 / 0%	0 / 0%	0 / 0%	0 / 0%	0 / 0%	0 / 0%
	0	0 / 0%	0 / 0%	0 / 0%	0 / 0%	0 / 0%	0 / 0%	0 / 0%

644 - TEXAS JUVENILE JUSTICE DEPT - BUILDING CONSTRUCTION UNADJUSTED GOAL IS 21.1%

T	\$49,465	0 / 0%	0 / 0%	0 / 0%	0 / 0%	0 / 0%	0 / 0%	0 / 0%
N	0	0 / 0%	0 / 0%	0 / 0%	0 / 0%	0 / 0%	0 / 0%	0 / 0%
S	***	0 / 0%	0 / 0%	0 / 0%	0 / 0%	0 / 0%	0 / 0%	0 / 0%
-TC	0	0 / 0%	0 / 0%	0 / 0%	0 / 0%	0 / 0%	0 / 0%	0 / 0%
-I	0	0 / 0%	0 / 0%	0 / 0%	0 / 0%	0 / 0%	0 / 0%	0 / 0%
	\$49,465	0 / 0%	0 / 0%	0 / 0%	0 / 0%	0 / 0%	0 / 0%	0 / 0%

644 - TEXAS JUVENILE JUSTICE DEPT - SPECIAL TRADE UNADJUSTED GOAL IS 32.9%

T	\$774,141	\$682,771 / 88.20%	0 / 0%	\$681,896 / 88.08%	\$875 / 0.11%	0 / 0%	0 / 0%	0 / 0%
N	0	0 / 0%	0 / 0%	0 / 0%	0 / 0%	0 / 0%	0 / 0%	0 / 0%
S	***	0 / 0%	0 / 0%	0 / 0%	0 / 0%	0 / 0%	0 / 0%	0 / 0%
-TC	0	0 / 0%	0 / 0%	0 / 0%	0 / 0%	0 / 0%	0 / 0%	0 / 0%
-I	0	0 / 0%	0 / 0%	0 / 0%	0 / 0%	0 / 0%	0 / 0%	0 / 0%
	\$774,141	\$682,771 / 88.20%	0 / 0%	\$681,896 / 88.08%	\$875 / 0.11%	0 / 0%	0 / 0%	0 / 0%

*** DOLLARS REPORTED BUT NOT SHOWN IN THESE COLUMNS. T=TREASURY, N=NON-TREASURY, S=SUBCONTRACTOR FUNDS & PROCUREMENT CARD HUB PURCHASES, TC=TERM CONTRACT, I= INTER GOVERNMENT



TEXAS HISTORICALLY UNDERUTILIZED BUSINESS (HUB) SEMI-ANNUAL REPORT RECEIVED FOR FISCAL YEAR 2025

SECTION VII - STATE AGENCY EXPENDITURE DATA

FUND TYPE	TOTAL EXPENDITURE	TOTAL SPENT WITH HUBS AMOUNT / %	BLACK AMOUNT / %	HISPANIC AMOUNT / %	WOMAN AMOUNT / %	ASIAN PACIFIC AMOUNT / %	NATIVE AMERICAN AMOUNT / %	SERVICE-DISABLED VETERAN AMOUNT / %
-----------	-------------------	----------------------------------	------------------	---------------------	------------------	--------------------------	----------------------------	-------------------------------------

644 - TEXAS JUVENILE JUSTICE DEPT - PROFESSIONAL SERVICES UNADJUSTED GOAL IS 23.7%

T	\$987,661	0 / 0%	0 / 0%	0 / 0%	0 / 0%	0 / 0%	0 / 0%	0 / 0%
N	0	0 / 0%	0 / 0%	0 / 0%	0 / 0%	0 / 0%	0 / 0%	0 / 0%
S	***	0 / 0%	0 / 0%	0 / 0%	0 / 0%	0 / 0%	0 / 0%	0 / 0%
-TC	\$31,448	0 / 0%	0 / 0%	0 / 0%	0 / 0%	0 / 0%	0 / 0%	0 / 0%
-I	0	0 / 0%	0 / 0%	0 / 0%	0 / 0%	0 / 0%	0 / 0%	0 / 0%
	\$956,214	0 / 0%	0 / 0%	0 / 0%	0 / 0%	0 / 0%	0 / 0%	0 / 0%

644 - TEXAS JUVENILE JUSTICE DEPT - OTHER SERVICES UNADJUSTED GOAL IS 26%

T	\$5,015,583	\$639,220 / 12.74%	\$26,535 / 0.53%	\$160,256 / 3.20%	\$117,494 / 2.34%	\$334,936 / 6.68%	0 / 0%	0 / 0%
N	0	0 / 0%	0 / 0%	0 / 0%	0 / 0%	0 / 0%	0 / 0%	0 / 0%
S	***	0 / 0%	0 / 0%	0 / 0%	0 / 0%	0 / 0%	0 / 0%	0 / 0%
-TC	\$210,021	0 / 0%	0 / 0%	0 / 0%	0 / 0%	0 / 0%	0 / 0%	0 / 0%
-I	\$261,801	0 / 0%	0 / 0%	0 / 0%	0 / 0%	0 / 0%	0 / 0%	0 / 0%
	\$4,543,761	\$639,220 / 12.74%	\$26,535 / 0.53%	\$160,256 / 3.20%	\$117,494 / 2.34%	\$334,936 / 6.68%	0 / 0%	0 / 0%

644 - TEXAS JUVENILE JUSTICE DEPT - COMMODITY PURCHASING UNADJUSTED GOAL IS 21.1%

T	\$6,191,133	\$925,946 / 14.96%	\$84,113 / 1.36%	\$180,171 / 2.91%	\$546,812 / 8.83%	\$114,850 / 1.86%	0 / 0%	0 / 0%
N	0	0 / 0%	0 / 0%	0 / 0%	0 / 0%	0 / 0%	0 / 0%	0 / 0%
S	***	0 / 0%	0 / 0%	0 / 0%	0 / 0%	0 / 0%	0 / 0%	0 / 0%
-TC	\$1,093,194	\$516 / 0.05%	0 / 0%	0 / 0%	\$516 / 0.05%	0 / 0%	0 / 0%	0 / 0%
-I	\$105,076	0 / 0%	0 / 0%	0 / 0%	0 / 0%	0 / 0%	0 / 0%	0 / 0%
	\$4,992,863	\$925,430 / 15.00%	\$84,113 / 1.36%	\$180,171 / 2.91%	\$546,296 / 8.88%	\$114,850 / 1.86%	0 / 0%	0 / 0%

*** DOLLARS REPORTED BUT NOT SHOWN IN THESE COLUMNS. T=TREASURY, N=NON-TREASURY, S=SUBCONTRACTOR FUNDS & PROCUREMENT CARD HUB PURCHASES, TC=TERM CONTRACT, I= INTER GOVERNMENTAL



TEXAS HISTORICALLY UNDERUTILIZED BUSINESS (HUB) SEMI-ANNUAL REPORT RECEIVED FOR FISCAL YEAR 2025

SECTION VII - STATE AGENCY EXPENDITURE DATA

FUND TYPE	TOTAL EXPENDITURE	TOTAL SPENT WITH HUBS AMOUNT / %	BLACK AMOUNT / %	HISPANIC AMOUNT / %	WOMAN AMOUNT / %	ASIAN PACIFIC AMOUNT / %	NATIVE AMERICAN AMOUNT / %	SERVICE-DISABLED VETERAN AMOUNT / %
644 - TEXAS JUVENILE JUSTICE DEPT - Statewide Grand Total Expenditures								
T	\$13,017,983	\$2,247,938 / 17.27%	\$110,647 / 0.85%	\$1,022,324 / 7.85%	\$665,181 / 5.11%	\$449,786 / 3.46%	0 / 0%	0 / 0%
N	0	0 / 0%	0 / 0%	0 / 0%	0 / 0%	0 / 0%	0 / 0%	0 / 0%
S	***	0 / 0%	0 / 0%	0 / 0%	0 / 0%	0 / 0%	0 / 0%	0 / 0%
-TC	\$1,334,663	\$516 / 0.04%	0 / 0%	0 / 0%	\$516 / 0.04%	0 / 0%	0 / 0%	0 / 0%
-I	\$366,877	0 / 0%	0 / 0%	0 / 0%	0 / 0%	0 / 0%	0 / 0%	0 / 0%
	\$11,316,444	\$2,247,422 / 17.31%	\$110,647 / 0.85%	\$1,022,324 / 7.85%	\$664,665 / 5.15%	\$449,786 / 3.46%	0 / 0%	0 / 0%

*** DOLLARS REPORTED BUT NOT SHOWN IN THESE COLUMNS. T=TREASURY, N=NON-TREASURY, S=SUBCONTRACTOR FUNDS & PROCUREMENT CARD HUB PURCHASES, TC=TERM CONTRACT, I= INTER GOVERNMENTAL



TEXAS HISTORICALLY UNDERUTILIZED BUSINESS (HUB) SEMI-ANNUAL REPORT RECEIVED FOR FISCAL YEAR 2025

SECTION VII - STATE AGENCY EXPENDITURE DATA

FUND TYPE	TOTAL EXPENDITURE	TOTAL SPENT WITH HUBS AMOUNT / %	BLACK AMOUNT / %	HISPANIC AMOUNT / %	WOMAN AMOUNT / %	ASIAN PACIFIC AMOUNT / %	NATIVE AMERICAN AMOUNT / %	SERVICE-DISABLED VETERAN AMOUNT / %
-----------	-------------------	----------------------------------	------------------	---------------------	------------------	--------------------------	----------------------------	-------------------------------------

696 - TEXAS DEPT OF CRIMINAL JUSTICE - HEAVY CONSTRUCTION UNADJUSTED GOAL IS 11.2%

T	\$1,122,774	\$207,418 / 18.47%	0 / 0%	0 / 0%	\$57,702 / 5.14%	\$149,716 / 13.33%	0 / 0%	0 / 0%
N	0	0 / 0%	0 / 0%	0 / 0%	0 / 0%	0 / 0%	0 / 0%	0 / 0%
S	***	\$4,389 / 0.39%	0 / 0%	0 / 0%	\$4,389 / 0.39%	0 / 0%	0 / 0%	0 / 0%
-TC	0	0 / 0%	0 / 0%	0 / 0%	0 / 0%	0 / 0%	0 / 0%	0 / 0%
-I	0	0 / 0%	0 / 0%	0 / 0%	0 / 0%	0 / 0%	0 / 0%	0 / 0%
	\$1,122,774	\$211,807 / 18.86%	0 / 0%	0 / 0%	\$62,091 / 5.53%	\$149,716 / 13.33%	0 / 0%	0 / 0%

696 - TEXAS DEPT OF CRIMINAL JUSTICE - BUILDING CONSTRUCTION UNADJUSTED GOAL IS 21.1%

T	\$8,915,814	\$2,264,072 / 25.39%	0 / 0%	\$2,264,072 / 25.39%	0 / 0%	0 / 0%	0 / 0%	0 / 0%
N	0	0 / 0%	0 / 0%	0 / 0%	0 / 0%	0 / 0%	0 / 0%	0 / 0%
S	***	\$345,936 / 5.64%	0 / 0%	\$345,936 / 5.64%	0 / 0%	0 / 0%	0 / 0%	0 / 0%
-TC	0	0 / 0%	0 / 0%	0 / 0%	0 / 0%	0 / 0%	0 / 0%	0 / 0%
-I	\$1,029,494	0 / 0%	0 / 0%	0 / 0%	0 / 0%	0 / 0%	0 / 0%	0 / 0%
	\$7,886,319	\$2,610,008 / 31.03%	0 / 0%	\$2,610,008 / 31.03%	0 / 0%	0 / 0%	0 / 0%	0 / 0%

696 - TEXAS DEPT OF CRIMINAL JUSTICE - SPECIAL TRADE UNADJUSTED GOAL IS 32.9%

T	\$50,652,037	\$25,772,650 / 50.88%	\$287,170 / 0.57%	\$5,741,179 / 11.33%	\$5,351,713 / 10.57%	\$14,120,167 / 27.88%	\$272,421 / 0.54%	0 / 0%
N	0	0 / 0%	0 / 0%	0 / 0%	0 / 0%	0 / 0%	0 / 0%	0 / 0%
S	***	\$77,877 / 0.16%	0 / 0%	\$390 / 0.00%	\$74,851 / 0.15%	0 / 0%	\$2,637 / 0.01%	0 / 0%
-TC	\$4,876	0 / 0%	0 / 0%	0 / 0%	0 / 0%	0 / 0%	0 / 0%	0 / 0%
-I	\$15,000	0 / 0%	0 / 0%	0 / 0%	0 / 0%	0 / 0%	0 / 0%	0 / 0%
	\$50,632,161	\$25,850,527 / 51.04%	\$287,170 / 0.57%	\$5,741,569 / 11.34%	\$5,426,564 / 10.72%	\$14,120,167 / 27.88%	\$275,057 / 0.54%	0 / 0%

*** DOLLARS REPORTED BUT NOT SHOWN IN THESE COLUMNS. T=TREASURY, N=NON-TREASURY, S=SUBCONTRACTOR FUNDS & PROCUREMENT CARD HUB PURCHASES, TC=TERM CONTRACT, I= INTER GOVERNMENTAL



TEXAS HISTORICALLY UNDERUTILIZED BUSINESS (HUB) SEMI-ANNUAL REPORT RECEIVED FOR FISCAL YEAR 2025

SECTION VII - STATE AGENCY EXPENDITURE DATA

FUND TYPE	TOTAL EXPENDITURE	TOTAL SPENT WITH HUBS AMOUNT / %	BLACK AMOUNT / %	HISPANIC AMOUNT / %	WOMAN AMOUNT / %	ASIAN PACIFIC AMOUNT / %	NATIVE AMERICAN AMOUNT / %	SERVICE-DISABLED VETERAN AMOUNT / %
-----------	-------------------	----------------------------------	------------------	---------------------	------------------	--------------------------	----------------------------	-------------------------------------

696 - TEXAS DEPT OF CRIMINAL JUSTICE - PROFESSIONAL SERVICES UNADJUSTED GOAL IS 23.7%

T	\$12,411,266	\$26,781 / 0.22%	0 / 0%	0 / 0%	\$26,781 / 0.22%	0 / 0%	0 / 0%	0 / 0%
N	\$3,900	0 / 0%	0 / 0%	0 / 0%	0 / 0%	0 / 0%	0 / 0%	0 / 0%
S	***	\$49,473 / 1.05%	0 / 0%	\$30,419 / 0.65%	\$19,054 / 0.41%	0 / 0%	0 / 0%	0 / 0%
-TC	\$784,384	0 / 0%	0 / 0%	0 / 0%	0 / 0%	0 / 0%	0 / 0%	0 / 0%
-I	\$5,943,765	0 / 0%	0 / 0%	0 / 0%	0 / 0%	0 / 0%	0 / 0%	0 / 0%
	\$5,687,016	\$76,254 / 1.27%	0 / 0%	\$30,419 / 0.65%	\$45,835 / 0.62%	0 / 0%	0 / 0%	0 / 0%

696 - TEXAS DEPT OF CRIMINAL JUSTICE - OTHER SERVICES UNADJUSTED GOAL IS 26%

T	\$48,124,982	\$2,305,269 / 4.79%	\$58,317 / 0.12%	\$361,962 / 0.75%	\$920,146 / 1.91%	\$921,532 / 1.91%	\$839 / 0.00%	\$42,472 / 0.09%
N	\$638,363	\$21,430 / 3.36%	0 / 0%	0 / 0%	\$21,430 / 3.36%	0 / 0%	0 / 0%	0 / 0%
S	***	\$116,137 / 0.96%	\$800 / 0.01%	\$89,850 / 0.74%	\$24,186 / 0.20%	\$1,200 / 0.01%	\$100 / 0.00%	0 / 0%
-TC	\$791,279	0 / 0%	0 / 0%	0 / 0%	0 / 0%	0 / 0%	0 / 0%	0 / 0%
-I	\$18,252,558	0 / 0%	0 / 0%	0 / 0%	0 / 0%	0 / 0%	0 / 0%	0 / 0%
	\$29,719,508	\$2,442,835 / 9.11%	\$59,117 / 0.13%	\$451,813 / 1.50%	\$965,762 / 5.47%	\$922,732 / 1.92%	\$939 / 0.00%	\$42,472 / 0.09%

696 - TEXAS DEPT OF CRIMINAL JUSTICE - COMMODITY PURCHASING UNADJUSTED GOAL IS 21.1%

T	\$257,451,468	\$20,622,776 / 8.01%	\$920,862 / 0.36%	\$7,467,625 / 2.90%	\$11,376,891 / 4.42%	\$691,491 / 0.27%	\$139,412 / 0.05%	\$26,495 / 0.01%
N	\$3,186,575	\$47,086 / 1.48%	0 / 0%	0 / 0%	\$36,386 / 1.14%	\$10,700 / 0.34%	0 / 0%	0 / 0%
S	***	\$1,775,878 / 1.92%	\$5,316 / 0.01%	\$658,472 / 0.71%	\$1,104,326 / 1.20%	0 / 0%	\$7,764 / 0.01%	0 / 0%
-TC	\$138,006,315	\$3,048,171 / 2.21%	\$140 / 0.00%	0 / 0%	\$2,873,156 / 2.08%	\$174,875 / 0.13%	0 / 0%	0 / 0%
-I	\$9,390,550	0 / 0%	0 / 0%	0 / 0%	0 / 0%	0 / 0%	0 / 0%	0 / 0%
	\$113,241,179	\$19,397,568 / 13.62%	\$926,038 / 0.36%	\$8,126,097 / 3.61%	\$9,644,447 / 8.84%	\$527,316 / 0.73%	\$147,176 / 0.06%	\$26,495 / 0.01%

*** DOLLARS REPORTED BUT NOT SHOWN IN THESE COLUMNS. T=TREASURY, N=NON-TREASURY, S=SUBCONTRACTOR FUNDS & PROCUREMENT CARD HUB PURCHASES, TC=TERM CONTRACT, I= INTER GOVERNMENTAL



TEXAS HISTORICALLY UNDERUTILIZED BUSINESS (HUB) SEMI-ANNUAL REPORT RECEIVED FOR FISCAL YEAR 2025

SECTION VII - STATE AGENCY EXPENDITURE DATA

FUND TYPE	TOTAL EXPENDITURE	TOTAL SPENT WITH HUBS AMOUNT / %	BLACK AMOUNT / %	HISPANIC AMOUNT / %	WOMAN AMOUNT / %	ASIAN PACIFIC AMOUNT / %	NATIVE AMERICAN AMOUNT / %	SERVICE-DISABLED VETERAN AMOUNT / %
696 - TEXAS DEPT OF CRIMINAL JUSTICE - Statewide Grand Total Expenditures								
T	\$378,678,340	\$51,198,965 / 13.52%	\$1,266,349 / 0.33%	\$15,834,837 / 4.18%	\$17,733,233 / 4.68%	\$15,882,907 / 4.19%	\$412,672 / 0.11%	\$68,967 / 0.02%
N	\$3,828,838	\$68,516 / 1.79%	0 / 0%	0 / 0%	\$57,816 / 1.51%	\$10,700 / 0.28%	0 / 0%	0 / 0%
S	***	\$2,369,690 / 1.44%	\$6,116 / 0.00%	\$1,125,068 / 0.68%	\$1,226,806 / 0.74%	\$1,200 / 0.00%	\$10,500 / 0.01%	0 / 0%
-TC	\$139,586,854	\$3,048,171 / 2.18%	\$140 / 0.00%	0 / 0%	\$2,873,156 / 2.06%	\$174,875 / 0.13%	0 / 0%	0 / 0%
-I	\$34,631,368	0 / 0%	0 / 0%	0 / 0%	0 / 0%	0 / 0%	0 / 0%	0 / 0%
	\$208,288,957	\$50,589,000 / 18.93%	\$1,272,325 / 0.34%	\$16,959,905 / 4.86%	\$16,144,699 / 9.00%	\$15,719,932 / 4.60%	\$423,172 / 0.12%	\$68,967 / 0.02%

*** DOLLARS REPORTED BUT NOT SHOWN IN THESE COLUMNS. T=TREASURY, N=NON-TREASURY, S=SUBCONTRACTOR FUNDS & PROCUREMENT CARD HUB PURCHASES, TC=TERM CONTRACT, I= INTER GOVERNMENTAL



TEXAS HISTORICALLY UNDERUTILIZED BUSINESS (HUB) SEMI-ANNUAL REPORT RECEIVED FOR FISCAL YEAR 2025

SECTION VII - STATE AGENCY EXPENDITURE DATA

FUND TYPE	TOTAL EXPENDITURE	TOTAL SPENT WITH HUBS AMOUNT / %	BLACK AMOUNT / %	HISPANIC AMOUNT / %	WOMAN AMOUNT / %	ASIAN PACIFIC AMOUNT / %	NATIVE AMERICAN AMOUNT / %	SERVICE-DISABLED VETERAN AMOUNT / %
-----------	-------------------	----------------------------------	------------------	---------------------	------------------	--------------------------	----------------------------	-------------------------------------

701 - TEXAS EDUCATION AGENCY - HEAVY CONSTRUCTION UNADJUSTED GOAL IS 11.2%

T	0	0 / 0%	0 / 0%	0 / 0%	0 / 0%	0 / 0%	0 / 0%	0 / 0%
N	0	0 / 0%	0 / 0%	0 / 0%	0 / 0%	0 / 0%	0 / 0%	0 / 0%
S	***	0 / 0%	0 / 0%	0 / 0%	0 / 0%	0 / 0%	0 / 0%	0 / 0%
-TC	0	0 / 0%	0 / 0%	0 / 0%	0 / 0%	0 / 0%	0 / 0%	0 / 0%
-I	0	0 / 0%	0 / 0%	0 / 0%	0 / 0%	0 / 0%	0 / 0%	0 / 0%
	0	0 / 0%	0 / 0%	0 / 0%	0 / 0%	0 / 0%	0 / 0%	0 / 0%

701 - TEXAS EDUCATION AGENCY - BUILDING CONSTRUCTION UNADJUSTED GOAL IS 21.1%

T	0	0 / 0%	0 / 0%	0 / 0%	0 / 0%	0 / 0%	0 / 0%	0 / 0%
N	0	0 / 0%	0 / 0%	0 / 0%	0 / 0%	0 / 0%	0 / 0%	0 / 0%
S	***	0 / 0%	0 / 0%	0 / 0%	0 / 0%	0 / 0%	0 / 0%	0 / 0%
-TC	0	0 / 0%	0 / 0%	0 / 0%	0 / 0%	0 / 0%	0 / 0%	0 / 0%
-I	0	0 / 0%	0 / 0%	0 / 0%	0 / 0%	0 / 0%	0 / 0%	0 / 0%
	0	0 / 0%	0 / 0%	0 / 0%	0 / 0%	0 / 0%	0 / 0%	0 / 0%

701 - TEXAS EDUCATION AGENCY - SPECIAL TRADE UNADJUSTED GOAL IS 32.9%

T	0	0 / 0%	0 / 0%	0 / 0%	0 / 0%	0 / 0%	0 / 0%	0 / 0%
N	0	0 / 0%	0 / 0%	0 / 0%	0 / 0%	0 / 0%	0 / 0%	0 / 0%
S	***	0 / 0%	0 / 0%	0 / 0%	0 / 0%	0 / 0%	0 / 0%	0 / 0%
-TC	0	0 / 0%	0 / 0%	0 / 0%	0 / 0%	0 / 0%	0 / 0%	0 / 0%
-I	0	0 / 0%	0 / 0%	0 / 0%	0 / 0%	0 / 0%	0 / 0%	0 / 0%
	0	0 / 0%	0 / 0%	0 / 0%	0 / 0%	0 / 0%	0 / 0%	0 / 0%

*** DOLLARS REPORTED BUT NOT SHOWN IN THESE COLUMNS. T=TREASURY, N=NON-TREASURY, S=SUBCONTRACTOR FUNDS & PROCUREMENT CARD HUB PURCHASES, TC=TERM CONTRACT, I= INTER GOVERNMENTAL



TEXAS HISTORICALLY UNDERUTILIZED BUSINESS (HUB) SEMI-ANNUAL REPORT RECEIVED FOR FISCAL YEAR 2025

SECTION VII - STATE AGENCY EXPENDITURE DATA

FUND TYPE	TOTAL EXPENDITURE	TOTAL SPENT WITH HUBS AMOUNT / %	BLACK AMOUNT / %	HISPANIC AMOUNT / %	WOMAN AMOUNT / %	ASIAN PACIFIC AMOUNT / %	NATIVE AMERICAN AMOUNT / %	SERVICE-DISABLED VETERAN AMOUNT / %
-----------	-------------------	----------------------------------	------------------	---------------------	------------------	--------------------------	----------------------------	-------------------------------------

701 - TEXAS EDUCATION AGENCY - PROFESSIONAL SERVICES UNADJUSTED GOAL IS 23.7%

T	\$662	0 / 0%	0 / 0%	0 / 0%	0 / 0%	0 / 0%	0 / 0%	0 / 0%
N	0	0 / 0%	0 / 0%	0 / 0%	0 / 0%	0 / 0%	0 / 0%	0 / 0%
S	***	0 / 0%	0 / 0%	0 / 0%	0 / 0%	0 / 0%	0 / 0%	0 / 0%
-TC	0	0 / 0%	0 / 0%	0 / 0%	0 / 0%	0 / 0%	0 / 0%	0 / 0%
-I	0	0 / 0%	0 / 0%	0 / 0%	0 / 0%	0 / 0%	0 / 0%	0 / 0%
	\$662	0 / 0%	0 / 0%	0 / 0%	0 / 0%	0 / 0%	0 / 0%	0 / 0%

701 - TEXAS EDUCATION AGENCY - OTHER SERVICES UNADJUSTED GOAL IS 26%

T	\$145,379,454	\$5,172,562 / 3.56%	\$10,710 / 0.01%	\$801,900 / 0.55%	\$1,425,671 / 0.98%	\$2,562,319 / 1.76%	\$371,961 / 0.26%	0 / 0%
N	0	0 / 0%	0 / 0%	0 / 0%	0 / 0%	0 / 0%	0 / 0%	0 / 0%
S	***	\$3,177,956 / 2.33%	\$42,449 / 0.03%	\$780,547 / 0.57%	\$2,207,994 / 1.62%	\$146,965 / 0.11%	0 / 0%	0 / 0%
-TC	\$20,973	\$71 / 0.34%	0 / 0%	0 / 0%	\$71 / 0.34%	0 / 0%	0 / 0%	0 / 0%
-I	0	0 / 0%	0 / 0%	0 / 0%	0 / 0%	0 / 0%	0 / 0%	0 / 0%
	\$145,358,481	\$8,350,447 / 6.23%	\$53,159 / 0.04%	\$1,582,448 / 1.12%	\$3,633,595 / 2.94%	\$2,709,284 / 1.87%	\$371,961 / 0.26%	0 / 0%

701 - TEXAS EDUCATION AGENCY - COMMODITY PURCHASING UNADJUSTED GOAL IS 21.1%

T	\$5,341,947	\$10,852 / 0.20%	\$101 / 0.00%	0 / 0%	\$10,751 / 0.20%	0 / 0%	0 / 0%	0 / 0%
N	0	0 / 0%	0 / 0%	0 / 0%	0 / 0%	0 / 0%	0 / 0%	0 / 0%
S	***	0 / 0%	0 / 0%	0 / 0%	0 / 0%	0 / 0%	0 / 0%	0 / 0%
-TC	\$74,204	0 / 0%	0 / 0%	0 / 0%	0 / 0%	0 / 0%	0 / 0%	0 / 0%
-I	0	0 / 0%	0 / 0%	0 / 0%	0 / 0%	0 / 0%	0 / 0%	0 / 0%
	\$5,267,744	\$10,852 / 0.20%	\$101 / 0.00%	0 / 0%	\$10,751 / 0.20%	0 / 0%	0 / 0%	0 / 0%

*** DOLLARS REPORTED BUT NOT SHOWN IN THESE COLUMNS. T=TREASURY, N=NON-TREASURY, S=SUBCONTRACTOR FUNDS & PROCUREMENT CARD HUB PURCHASES, TC=TERM CONTRACT, I= INTER GOVERNMENTAL



TEXAS HISTORICALLY UNDERUTILIZED BUSINESS (HUB) SEMI-ANNUAL REPORT RECEIVED FOR FISCAL YEAR 2025

SECTION VII - STATE AGENCY EXPENDITURE DATA

FUND TYPE	TOTAL EXPENDITURE	TOTAL SPENT WITH HUBS AMOUNT / %	BLACK AMOUNT / %	HISPANIC AMOUNT / %	WOMAN AMOUNT / %	ASIAN PACIFIC AMOUNT / %	NATIVE AMERICAN AMOUNT / %	SERVICE-DISABLED VETERAN AMOUNT / %
701 - TEXAS EDUCATION AGENCY - Statewide Grand Total Expenditures								
T	\$150,722,063	\$5,183,414 / 3.44%	\$10,812 / 0.01%	\$801,900 / 0.53%	\$1,436,422 / 0.95%	\$2,562,319 / 1.70%	\$371,961 / 0.25%	0 / 0%
N	0	0 / 0%	0 / 0%	0 / 0%	0 / 0%	0 / 0%	0 / 0%	0 / 0%
S	***	\$3,177,956 / 2.33%	\$42,449 / 0.03%	\$780,547 / 0.57%	\$2,207,994 / 1.62%	\$146,965 / 0.11%	0 / 0%	0 / 0%
-TC	\$95,176	\$71 / 0.07%	0 / 0%	0 / 0%	\$71 / 0.07%	0 / 0%	0 / 0%	0 / 0%
-I	0	0 / 0%	0 / 0%	0 / 0%	0 / 0%	0 / 0%	0 / 0%	0 / 0%
	\$150,626,887	\$8,361,299 / 5.85%	\$53,260 / 0.04%	\$1,582,448 / 1.10%	\$3,644,346 / 2.65%	\$2,709,284 / 1.81%	\$371,961 / 0.25%	0 / 0%

*** DOLLARS REPORTED BUT NOT SHOWN IN THESE COLUMNS. T=TREASURY, N=NON-TREASURY, S=SUBCONTRACTOR FUNDS & PROCUREMENT CARD HUB PURCHASES, TC=TERM CONTRACT, I= INTER GOVERNMENTAL



TEXAS HISTORICALLY UNDERUTILIZED BUSINESS (HUB) SEMI-ANNUAL REPORT RECEIVED FOR FISCAL YEAR 2025

SECTION VII - STATE AGENCY EXPENDITURE DATA

FUND TYPE	TOTAL EXPENDITURE	TOTAL SPENT WITH HUBS AMOUNT / %	BLACK AMOUNT / %	HISPANIC AMOUNT / %	WOMAN AMOUNT / %	ASIAN PACIFIC AMOUNT / %	NATIVE AMERICAN AMOUNT / %	SERVICE-DISABLED VETERAN AMOUNT / %
706 - TEXAS PERMANENT SCHOOL FUND - HEAVY CONSTRUCTION UNADJUSTED GOAL IS 11.2%								
T	0	0 / 0%	0 / 0%	0 / 0%	0 / 0%	0 / 0%	0 / 0%	0 / 0%
N	0	0 / 0%	0 / 0%	0 / 0%	0 / 0%	0 / 0%	0 / 0%	0 / 0%
S	***	0 / 0%	0 / 0%	0 / 0%	0 / 0%	0 / 0%	0 / 0%	0 / 0%
-TC	0	0 / 0%	0 / 0%	0 / 0%	0 / 0%	0 / 0%	0 / 0%	0 / 0%
-I	0	0 / 0%	0 / 0%	0 / 0%	0 / 0%	0 / 0%	0 / 0%	0 / 0%
	0	0 / 0%	0 / 0%	0 / 0%	0 / 0%	0 / 0%	0 / 0%	0 / 0%

706 - TEXAS PERMANENT SCHOOL FUND - BUILDING CONSTRUCTION UNADJUSTED GOAL IS 21.1%

T	\$9,341,072	\$137,112 / 1.47%	0 / 0%	0 / 0%	0 / 0%	0 / 0%	\$137,112 / 1.47%	0 / 0%
N	0	0 / 0%	0 / 0%	0 / 0%	0 / 0%	0 / 0%	0 / 0%	0 / 0%
S	***	0 / 0%	0 / 0%	0 / 0%	0 / 0%	0 / 0%	0 / 0%	0 / 0%
-TC	0	0 / 0%	0 / 0%	0 / 0%	0 / 0%	0 / 0%	0 / 0%	0 / 0%
-I	0	0 / 0%	0 / 0%	0 / 0%	0 / 0%	0 / 0%	0 / 0%	0 / 0%
	\$9,341,072	\$137,112 / 1.47%	0 / 0%	0 / 0%	0 / 0%	0 / 0%	\$137,112 / 1.47%	0 / 0%

706 - TEXAS PERMANENT SCHOOL FUND - SPECIAL TRADE UNADJUSTED GOAL IS 32.9%

T	\$7,024	0 / 0%	0 / 0%	0 / 0%	0 / 0%	0 / 0%	0 / 0%	0 / 0%
N	0	0 / 0%	0 / 0%	0 / 0%	0 / 0%	0 / 0%	0 / 0%	0 / 0%
S	***	0 / 0%	0 / 0%	0 / 0%	0 / 0%	0 / 0%	0 / 0%	0 / 0%
-TC	0	0 / 0%	0 / 0%	0 / 0%	0 / 0%	0 / 0%	0 / 0%	0 / 0%
-I	0	0 / 0%	0 / 0%	0 / 0%	0 / 0%	0 / 0%	0 / 0%	0 / 0%
	\$7,024	0 / 0%	0 / 0%	0 / 0%	0 / 0%	0 / 0%	0 / 0%	0 / 0%

*** DOLLARS REPORTED BUT NOT SHOWN IN THESE COLUMNS. T=TREASURY, N=NON-TREASURY, S=SUBCONTRACTOR FUNDS & PROCUREMENT CARD HUB PURCHASES, TC=TERM CONTRACT, I= INTER GOVERNMENT



TEXAS HISTORICALLY UNDERUTILIZED BUSINESS (HUB) SEMI-ANNUAL REPORT RECEIVED FOR FISCAL YEAR 2025

SECTION VII - STATE AGENCY EXPENDITURE DATA

FUND TYPE	TOTAL EXPENDITURE	TOTAL SPENT WITH HUBS AMOUNT / %	BLACK AMOUNT / %	HISPANIC AMOUNT / %	WOMAN AMOUNT / %	ASIAN PACIFIC AMOUNT / %	NATIVE AMERICAN AMOUNT / %	SERVICE-DISABLED VETERAN AMOUNT / %
-----------	-------------------	----------------------------------	------------------	---------------------	------------------	--------------------------	----------------------------	-------------------------------------

706 - TEXAS PERMANENT SCHOOL FUND - PROFESSIONAL SERVICES UNADJUSTED GOAL IS 23.7%

T	\$-514,953	0 / 0%	0 / 0%	0 / 0%	0 / 0%	0 / 0%	0 / 0%	0 / 0%
N	0	0 / 0%	0 / 0%	0 / 0%	0 / 0%	0 / 0%	0 / 0%	0 / 0%
S	***	0 / 0%	0 / 0%	0 / 0%	0 / 0%	0 / 0%	0 / 0%	0 / 0%
-TC	0	0 / 0%	0 / 0%	0 / 0%	0 / 0%	0 / 0%	0 / 0%	0 / 0%
-I	0	0 / 0%	0 / 0%	0 / 0%	0 / 0%	0 / 0%	0 / 0%	0 / 0%
	-\$514,953	0 / 0%	0 / 0%	0 / 0%	0 / 0%	0 / 0%	0 / 0%	0 / 0%

706 - TEXAS PERMANENT SCHOOL FUND - OTHER SERVICES UNADJUSTED GOAL IS 26%

T	\$7,329,034	-\$23,470 / -0.32%	0 / 0%	0 / 0%	\$66,365 / 0.91%	0 / 0%	-\$89,835 / -1.23%	0 / 0%
N	0	0 / 0%	0 / 0%	0 / 0%	0 / 0%	0 / 0%	0 / 0%	0 / 0%
S	***	0 / 0%	0 / 0%	0 / 0%	0 / 0%	0 / 0%	0 / 0%	0 / 0%
-TC	\$1,038	0 / 0%	0 / 0%	0 / 0%	0 / 0%	0 / 0%	0 / 0%	0 / 0%
-I	0	0 / 0%	0 / 0%	0 / 0%	0 / 0%	0 / 0%	0 / 0%	0 / 0%
	\$7,327,996	-\$23,470 / -0.32%	0 / 0%	0 / 0%	\$66,365 / 0.91%	0 / 0%	-\$89,835 / -1.23%	0 / 0%

706 - TEXAS PERMANENT SCHOOL FUND - COMMODITY PURCHASING UNADJUSTED GOAL IS 21.1%

T	\$1,092,255	\$18,240 / 1.67%	0 / 0%	\$4,705 / 0.43%	\$13,536 / 1.24%	0 / 0%	0 / 0%	0 / 0%
N	0	0 / 0%	0 / 0%	0 / 0%	0 / 0%	0 / 0%	0 / 0%	0 / 0%
S	***	0 / 0%	0 / 0%	0 / 0%	0 / 0%	0 / 0%	0 / 0%	0 / 0%
-TC	0	0 / 0%	0 / 0%	0 / 0%	0 / 0%	0 / 0%	0 / 0%	0 / 0%
-I	0	0 / 0%	0 / 0%	0 / 0%	0 / 0%	0 / 0%	0 / 0%	0 / 0%
	\$1,092,255	\$18,240 / 1.67%	0 / 0%	\$4,705 / 0.43%	\$13,536 / 1.24%	0 / 0%	0 / 0%	0 / 0%

*** DOLLARS REPORTED BUT NOT SHOWN IN THESE COLUMNS. T=TREASURY, N=NON-TREASURY, S=SUBCONTRACTOR FUNDS & PROCUREMENT CARD HUB PURCHASES, TC=TERM CONTRACT, I= INTER GOVERNMENTAL



TEXAS HISTORICALLY UNDERUTILIZED BUSINESS (HUB) SEMI-ANNUAL REPORT RECEIVED FOR FISCAL YEAR 2025

SECTION VII - STATE AGENCY EXPENDITURE DATA

FUND TYPE	TOTAL EXPENDITURE	TOTAL SPENT WITH HUBS AMOUNT / %	BLACK AMOUNT / %	HISPANIC AMOUNT / %	WOMAN AMOUNT / %	ASIAN PACIFIC AMOUNT / %	NATIVE AMERICAN AMOUNT / %	SERVICE-DISABLED VETERAN AMOUNT / %
706 - TEXAS PERMANENT SCHOOL FUND - Statewide Grand Total Expenditures								
T	\$17,254,431	\$131,882 / 0.76%	0 / 0%	\$4,705 / 0.03%	\$79,900 / 0.46%	0 / 0%	\$47,277 / 0.27%	0 / 0%
N	0	0 / 0%	0 / 0%	0 / 0%	0 / 0%	0 / 0%	0 / 0%	0 / 0%
S	***	0 / 0%	0 / 0%	0 / 0%	0 / 0%	0 / 0%	0 / 0%	0 / 0%
-TC	\$1,038	0 / 0%	0 / 0%	0 / 0%	0 / 0%	0 / 0%	0 / 0%	0 / 0%
-I	0	0 / 0%	0 / 0%	0 / 0%	0 / 0%	0 / 0%	0 / 0%	0 / 0%
	\$17,253,394	\$131,882 / 0.76%	0 / 0%	\$4,705 / 0.03%	\$79,900 / 0.46%	0 / 0%	\$47,277 / 0.27%	0 / 0%

*** DOLLARS REPORTED BUT NOT SHOWN IN THESE COLUMNS. T=TREASURY, N=NON-TREASURY, S=SUBCONTRACTOR FUNDS & PROCUREMENT CARD HUB PURCHASES, TC=TERM CONTRACT, I= INTER GOVERNMENTAL



TEXAS HISTORICALLY UNDERUTILIZED BUSINESS (HUB) SEMI-ANNUAL REPORT RECEIVED FOR FISCAL YEAR 2025

SECTION VII - STATE AGENCY EXPENDITURE DATA

FUND TYPE	TOTAL EXPENDITURE	TOTAL SPENT WITH HUBS AMOUNT / %	BLACK AMOUNT / %	HISPANIC AMOUNT / %	WOMAN AMOUNT / %	ASIAN PACIFIC AMOUNT / %	NATIVE AMERICAN AMOUNT / %	SERVICE- DISABLED VETERAN AMOUNT / %
-----------	-------------------	-------------------------------------	---------------------	------------------------	---------------------	--------------------------------	----------------------------------	---

708 - TEXAS A&M SYSTEM SHARED SERVICE CTR - HEAVY CONSTRUCTION UNADJUSTED GOAL IS 11.2%

T	0	0 / 0%	0 / 0%	0 / 0%	0 / 0%	0 / 0%	0 / 0%	0 / 0%
N	0	0 / 0%	0 / 0%	0 / 0%	0 / 0%	0 / 0%	0 / 0%	0 / 0%
S	***	0 / 0%	0 / 0%	0 / 0%	0 / 0%	0 / 0%	0 / 0%	0 / 0%
-TC	0	0 / 0%	0 / 0%	0 / 0%	0 / 0%	0 / 0%	0 / 0%	0 / 0%
-I	0	0 / 0%	0 / 0%	0 / 0%	0 / 0%	0 / 0%	0 / 0%	0 / 0%
	0	0 / 0%	0 / 0%	0 / 0%	0 / 0%	0 / 0%	0 / 0%	0 / 0%

708 - TEXAS A&M SYSTEM SHARED SERVICE CTR - BUILDING CONSTRUCTION UNADJUSTED GOAL IS 21.1%

T	0	0 / 0%	0 / 0%	0 / 0%	0 / 0%	0 / 0%	0 / 0%	0 / 0%
N	\$69,615	0 / 0%	0 / 0%	0 / 0%	0 / 0%	0 / 0%	0 / 0%	0 / 0%
S	***	0 / 0%	0 / 0%	0 / 0%	0 / 0%	0 / 0%	0 / 0%	0 / 0%
-TC	0	0 / 0%	0 / 0%	0 / 0%	0 / 0%	0 / 0%	0 / 0%	0 / 0%
-I	0	0 / 0%	0 / 0%	0 / 0%	0 / 0%	0 / 0%	0 / 0%	0 / 0%
	\$69,615	0 / 0%	0 / 0%	0 / 0%	0 / 0%	0 / 0%	0 / 0%	0 / 0%

708 - TEXAS A&M SYSTEM SHARED SERVICE CTR - SPECIAL TRADE UNADJUSTED GOAL IS 32.9%

T	0	0 / 0%	0 / 0%	0 / 0%	0 / 0%	0 / 0%	0 / 0%	0 / 0%
N	\$1,733,949	\$37,881 / 2.18%	0 / 0%	0 / 0%	\$37,881 / 2.18%	0 / 0%	0 / 0%	0 / 0%
S	***	0 / 0%	0 / 0%	0 / 0%	0 / 0%	0 / 0%	0 / 0%	0 / 0%
-TC	0	0 / 0%	0 / 0%	0 / 0%	0 / 0%	0 / 0%	0 / 0%	0 / 0%
-I	0	0 / 0%	0 / 0%	0 / 0%	0 / 0%	0 / 0%	0 / 0%	0 / 0%
	\$1,733,949	\$37,881 / 2.18%	0 / 0%	0 / 0%	\$37,881 / 2.18%	0 / 0%	0 / 0%	0 / 0%

*** DOLLARS REPORTED BUT NOT SHOWN IN THESE COLUMNS. T=TREASURY, N=NON-TREASURY, S=SUBCONTRACTOR FUNDS & PROCUREMENT CARD HUB PURCHASES, TC=TERM CONTRACT, I= INTER GOVERNMENT



TEXAS HISTORICALLY UNDERUTILIZED BUSINESS (HUB) SEMI-ANNUAL REPORT RECEIVED FOR FISCAL YEAR 2025

SECTION VII - STATE AGENCY EXPENDITURE DATA

FUND TYPE	TOTAL EXPENDITURE	TOTAL SPENT WITH HUBS AMOUNT / %	BLACK AMOUNT / %	HISPANIC AMOUNT / %	WOMAN AMOUNT / %	ASIAN PACIFIC AMOUNT / %	NATIVE AMERICAN AMOUNT / %	SERVICE-DISABLED VETERAN AMOUNT / %
-----------	-------------------	----------------------------------	------------------	---------------------	------------------	--------------------------	----------------------------	-------------------------------------

708 - TEXAS A&M SYSTEM SHARED SERVICE CTR - PROFESSIONAL SERVICES UNADJUSTED GOAL IS 23.7%

T	0	0 / 0%	0 / 0%	0 / 0%	0 / 0%	0 / 0%	0 / 0%	0 / 0%
N	\$63,498	0 / 0%	0 / 0%	0 / 0%	0 / 0%	0 / 0%	0 / 0%	0 / 0%
S	***	0 / 0%	0 / 0%	0 / 0%	0 / 0%	0 / 0%	0 / 0%	0 / 0%
-TC	0	0 / 0%	0 / 0%	0 / 0%	0 / 0%	0 / 0%	0 / 0%	0 / 0%
-I	0	0 / 0%	0 / 0%	0 / 0%	0 / 0%	0 / 0%	0 / 0%	0 / 0%
	\$63,498	0 / 0%	0 / 0%	0 / 0%	0 / 0%	0 / 0%	0 / 0%	0 / 0%

708 - TEXAS A&M SYSTEM SHARED SERVICE CTR - OTHER SERVICES UNADJUSTED GOAL IS 26%

T	0	0 / 0%	0 / 0%	0 / 0%	0 / 0%	0 / 0%	0 / 0%	0 / 0%
N	\$5,482,207	\$1,243,967 / 22.69%	\$1,224,044 / 22.33%	\$9,192 / 0.17%	\$10,731 / 0.20%	0 / 0%	0 / 0%	0 / 0%
S	***	0 / 0%	0 / 0%	0 / 0%	0 / 0%	0 / 0%	0 / 0%	0 / 0%
-TC	0	0 / 0%	0 / 0%	0 / 0%	0 / 0%	0 / 0%	0 / 0%	0 / 0%
-I	0	0 / 0%	0 / 0%	0 / 0%	0 / 0%	0 / 0%	0 / 0%	0 / 0%
	\$5,482,207	\$1,243,967 / 22.69%	\$1,224,044 / 22.33%	\$9,192 / 0.17%	\$10,731 / 0.20%	0 / 0%	0 / 0%	0 / 0%

708 - TEXAS A&M SYSTEM SHARED SERVICE CTR - COMMODITY PURCHASING UNADJUSTED GOAL IS 21.1%

T	0	0 / 0%	0 / 0%	0 / 0%	0 / 0%	0 / 0%	0 / 0%	0 / 0%
N	\$6,866,910	\$982,877 / 14.31%	\$303,928 / 4.43%	\$353,020 / 5.14%	\$324,430 / 4.72%	0 / 0%	0 / 0%	\$1,500 / 0.02%
S	***	0 / 0%	0 / 0%	0 / 0%	0 / 0%	0 / 0%	0 / 0%	0 / 0%
-TC	0	0 / 0%	0 / 0%	0 / 0%	0 / 0%	0 / 0%	0 / 0%	0 / 0%
-I	0	0 / 0%	0 / 0%	0 / 0%	0 / 0%	0 / 0%	0 / 0%	0 / 0%
	\$6,866,910	\$982,877 / 14.31%	\$303,928 / 4.43%	\$353,020 / 5.14%	\$324,430 / 4.72%	0 / 0%	0 / 0%	\$1,500 / 0.02%

*** DOLLARS REPORTED BUT NOT SHOWN IN THESE COLUMNS. T=TREASURY, N=NON-TREASURY, S=SUBCONTRACTOR FUNDS & PROCUREMENT CARD HUB PURCHASES, TC=TERM CONTRACT, I= INTER GOVERNMENTAL



TEXAS HISTORICALLY UNDERUTILIZED BUSINESS (HUB) SEMI-ANNUAL REPORT RECEIVED FOR FISCAL YEAR 2025

SECTION VII - STATE AGENCY EXPENDITURE DATA

FUND TYPE	TOTAL EXPENDITURE	TOTAL SPENT WITH HUBS AMOUNT / %	BLACK AMOUNT / %	HISPANIC AMOUNT / %	WOMAN AMOUNT / %	ASIAN PACIFIC AMOUNT / %	NATIVE AMERICAN AMOUNT / %	SERVICE-DISABLED VETERAN AMOUNT / %
708 - TEXAS A&M SYSTEM SHARED SERVICE CTR - Statewide Grand Total Expenditures								
T	0	0 / 0%	0 / 0%	0 / 0%	0 / 0%	0 / 0%	0 / 0%	0 / 0%
N	\$14,216,179	\$2,264,726 / 15.93%	\$1,527,972 / 10.75%	\$362,211 / 2.55%	\$373,042 / 2.62%	0 / 0%	0 / 0%	\$1,500 / 0.01%
S	***	0 / 0%	0 / 0%	0 / 0%	0 / 0%	0 / 0%	0 / 0%	0 / 0%
-TC	0	0 / 0%	0 / 0%	0 / 0%	0 / 0%	0 / 0%	0 / 0%	0 / 0%
-I	0	0 / 0%	0 / 0%	0 / 0%	0 / 0%	0 / 0%	0 / 0%	0 / 0%
	\$14,216,179	\$2,264,726 / 15.93%	\$1,527,972 / 10.75%	\$362,211 / 2.55%	\$373,042 / 2.62%	0 / 0%	0 / 0%	\$1,500 / 0.01%

*** DOLLARS REPORTED BUT NOT SHOWN IN THESE COLUMNS. T=TREASURY, N=NON-TREASURY, S=SUBCONTRACTOR FUNDS & PROCUREMENT CARD HUB PURCHASES, TC=TERM CONTRACT, I= INTER GOVERNMENTAL



TEXAS HISTORICALLY UNDERUTILIZED BUSINESS (HUB) SEMI-ANNUAL REPORT RECEIVED FOR FISCAL YEAR 2025

SECTION VII - STATE AGENCY EXPENDITURE DATA

FUND TYPE	TOTAL EXPENDITURE	TOTAL SPENT WITH HUBS AMOUNT / %	BLACK AMOUNT / %	HISPANIC AMOUNT / %	WOMAN AMOUNT / %	ASIAN PACIFIC AMOUNT / %	NATIVE AMERICAN AMOUNT / %	SERVICE- DISABLED VETERAN AMOUNT / %
-----------	-------------------	-------------------------------------	---------------------	------------------------	---------------------	--------------------------------	----------------------------------	---

709 - TEXAS A&M HEALTH SCIENCE CENTER - HEAVY CONSTRUCTION UNADJUSTED GOAL IS 11.2%

T	0	0 / 0%	0 / 0%	0 / 0%	0 / 0%	0 / 0%	0 / 0%	0 / 0%
N	0	0 / 0%	0 / 0%	0 / 0%	0 / 0%	0 / 0%	0 / 0%	0 / 0%
S	***	0 / 0%	0 / 0%	0 / 0%	0 / 0%	0 / 0%	0 / 0%	0 / 0%
-TC	0	0 / 0%	0 / 0%	0 / 0%	0 / 0%	0 / 0%	0 / 0%	0 / 0%
-I	0	0 / 0%	0 / 0%	0 / 0%	0 / 0%	0 / 0%	0 / 0%	0 / 0%
	0	0 / 0%	0 / 0%	0 / 0%	0 / 0%	0 / 0%	0 / 0%	0 / 0%

709 - TEXAS A&M HEALTH SCIENCE CENTER - BUILDING CONSTRUCTION UNADJUSTED GOAL IS 21.1%

T	0	0 / 0%	0 / 0%	0 / 0%	0 / 0%	0 / 0%	0 / 0%	0 / 0%
N	\$1,107,934	\$66,328 / 5.99%	0 / 0%	0 / 0%	\$66,328 / 5.99%	0 / 0%	0 / 0%	0 / 0%
S	***	\$717,468 / 64.76%	0 / 0%	\$377,650 / 34.09%	\$337,609 / 30.47%	\$2,210 / 0.20%	0 / 0%	0 / 0%
-TC	0	0 / 0%	0 / 0%	0 / 0%	0 / 0%	0 / 0%	0 / 0%	0 / 0%
-I	0	0 / 0%	0 / 0%	0 / 0%	0 / 0%	0 / 0%	0 / 0%	0 / 0%
	\$1,107,934	\$783,797 / 70.74%	0 / 0%	\$377,650 / 34.09%	\$403,937 / 36.46%	\$2,210 / 0.20%	0 / 0%	0 / 0%

709 - TEXAS A&M HEALTH SCIENCE CENTER - SPECIAL TRADE UNADJUSTED GOAL IS 32.9%

T	0	0 / 0%	0 / 0%	0 / 0%	0 / 0%	0 / 0%	0 / 0%	0 / 0%
N	\$8,889,946	\$5,969 / 0.07%	\$797 / 0.01%	\$115 / 0.00%	\$5,058 / 0.06%	0 / 0%	0 / 0%	0 / 0%
S	***	\$461,342 / 5.19%	\$74,265 / 0.84%	\$123,939 / 1.39%	\$263,139 / 2.96%	0 / 0%	0 / 0%	0 / 0%
-TC	0	0 / 0%	0 / 0%	0 / 0%	0 / 0%	0 / 0%	0 / 0%	0 / 0%
-I	0	0 / 0%	0 / 0%	0 / 0%	0 / 0%	0 / 0%	0 / 0%	0 / 0%
	\$8,889,946	\$467,311 / 5.26%	\$75,061 / 0.84%	\$124,054 / 1.40%	\$268,196 / 3.02%	0 / 0%	0 / 0%	0 / 0%

*** DOLLARS REPORTED BUT NOT SHOWN IN THESE COLUMNS. T=TREASURY, N=NON-TREASURY, S=SUBCONTRACTOR FUNDS & PROCUREMENT CARD HUB PURCHASES, TC=TERM CONTRACT, I= INTER GOVERNMENT



TEXAS HISTORICALLY UNDERUTILIZED BUSINESS (HUB) SEMI-ANNUAL REPORT RECEIVED FOR FISCAL YEAR 2025

SECTION VII - STATE AGENCY EXPENDITURE DATA

FUND TYPE	TOTAL EXPENDITURE	TOTAL SPENT WITH HUBS AMOUNT / %	BLACK AMOUNT / %	HISPANIC AMOUNT / %	WOMAN AMOUNT / %	ASIAN PACIFIC AMOUNT / %	NATIVE AMERICAN AMOUNT / %	SERVICE-DISABLED VETERAN AMOUNT / %
-----------	-------------------	----------------------------------	------------------	---------------------	------------------	--------------------------	----------------------------	-------------------------------------

709 - TEXAS A&M HEALTH SCIENCE CENTER - PROFESSIONAL SERVICES UNADJUSTED GOAL IS 23.7%

T	0	0 / 0%	0 / 0%	0 / 0%	0 / 0%	0 / 0%	0 / 0%	0 / 0%
N	\$1,099,577	0 / 0%	0 / 0%	0 / 0%	0 / 0%	0 / 0%	0 / 0%	0 / 0%
S	***	0 / 0%	0 / 0%	0 / 0%	0 / 0%	0 / 0%	0 / 0%	0 / 0%
-TC	0	0 / 0%	0 / 0%	0 / 0%	0 / 0%	0 / 0%	0 / 0%	0 / 0%
-I	0	0 / 0%	0 / 0%	0 / 0%	0 / 0%	0 / 0%	0 / 0%	0 / 0%
	\$1,099,577	0 / 0%	0 / 0%	0 / 0%	0 / 0%	0 / 0%	0 / 0%	0 / 0%

709 - TEXAS A&M HEALTH SCIENCE CENTER - OTHER SERVICES UNADJUSTED GOAL IS 26%

T	\$-66,217	\$1,711 / -2.58%	0 / 0%	0 / 0%	\$1,711 / -2.58%	0 / 0%	0 / 0%	0 / 0%
N	\$10,482,026	\$394,828 / 3.77%	\$4,580 / 0.04%	\$44,177 / 0.42%	\$308,098 / 2.94%	\$129 / 0.00%	0 / 0%	\$37,843 / 0.36%
S	***	\$108,343 / 1.25%	\$7,290 / 0.08%	\$33,304 / 0.38%	\$28,899 / 0.33%	\$38,850 / 0.45%	0 / 0%	0 / 0%
-TC	0	0 / 0%	0 / 0%	0 / 0%	0 / 0%	0 / 0%	0 / 0%	0 / 0%
-I	\$-400	0 / 0%	0 / 0%	0 / 0%	0 / 0%	0 / 0%	0 / 0%	0 / 0%
	\$10,416,209	\$504,881 / 2.43%	\$11,870 / 0.13%	\$77,481 / 0.80%	\$338,709 / 0.69%	\$38,979 / 0.45%	0 / 0%	\$37,843 / 0.36%

709 - TEXAS A&M HEALTH SCIENCE CENTER - COMMODITY PURCHASING UNADJUSTED GOAL IS 21.1%

T	\$-92,615	-\$24,007 / 25.92%	-\$8,695 / 9.39%	-\$13,459 / 14.53%	-\$1,854 / 2.00%	0 / 0%	0 / 0%	0 / 0%
N	\$18,178,168	\$4,047,607 / 22.27%	\$1,123,625 / 6.18%	\$1,140,489 / 6.27%	\$1,698,787 / 9.35%	\$21,271 / 0.12%	0 / 0%	\$63,434 / 0.35%
S	***	\$15,848 / 0.21%	0 / 0%	\$11,422 / 0.15%	\$4,426 / 0.06%	0 / 0%	0 / 0%	0 / 0%
-TC	0	0 / 0%	0 / 0%	0 / 0%	0 / 0%	0 / 0%	0 / 0%	0 / 0%
-I	0	0 / 0%	0 / 0%	0 / 0%	0 / 0%	0 / 0%	0 / 0%	0 / 0%
	\$18,085,553	\$4,039,448 / 48.40%	\$1,114,930 / 15.57%	\$1,138,453 / 20.96%	\$1,701,359 / 11.41%	\$21,271 / 0.12%	0 / 0%	\$63,434 / 0.35%

*** DOLLARS REPORTED BUT NOT SHOWN IN THESE COLUMNS. T=TREASURY, N=NON-TREASURY, S=SUBCONTRACTOR FUNDS & PROCUREMENT CARD HUB PURCHASES, TC=TERM CONTRACT, I= INTER GOVERNMENTAL



TEXAS HISTORICALLY UNDERUTILIZED BUSINESS (HUB) SEMI-ANNUAL REPORT RECEIVED FOR FISCAL YEAR 2025

SECTION VII - STATE AGENCY EXPENDITURE DATA

FUND TYPE	TOTAL EXPENDITURE	TOTAL SPENT WITH HUBS AMOUNT / %	BLACK AMOUNT / %	HISPANIC AMOUNT / %	WOMAN AMOUNT / %	ASIAN PACIFIC AMOUNT / %	NATIVE AMERICAN AMOUNT / %	SERVICE-DISABLED VETERAN AMOUNT / %
709 - TEXAS A&M HEALTH SCIENCE CENTER - Statewide Grand Total Expenditures								
T	\$-158,832	-\$22,296 / 14.04%	-\$8,695 / 5.47%	-\$13,459 / 8.47%	-\$143 / 0.09%	0 / 0%	0 / 0%	0 / 0%
N	\$39,757,650	\$4,514,731 / 11.36%	\$1,129,002 / 2.84%	\$1,184,781 / 2.98%	\$2,078,271 / 5.23%	\$21,400 / 0.05%	0 / 0%	\$101,277 / 0.25%
S	***	\$1,303,002 / 4.98%	\$81,555 / 0.31%	\$546,315 / 2.09%	\$634,073 / 2.42%	\$41,060 / 0.16%	0 / 0%	0 / 0%
-TC	0	0 / 0%	0 / 0%	0 / 0%	0 / 0%	0 / 0%	0 / 0%	0 / 0%
-I	\$-400	0 / 0%	0 / 0%	0 / 0%	0 / 0%	0 / 0%	0 / 0%	0 / 0%
	\$39,599,218	\$5,795,437 / 30.38%	\$1,201,861 / 8.63%	\$1,717,638 / 13.54%	\$2,712,201 / 7.74%	\$62,459 / 0.21%	0 / 0%	\$101,277 / 0.25%

*** DOLLARS REPORTED BUT NOT SHOWN IN THESE COLUMNS. T=TREASURY, N=NON-TREASURY, S=SUBCONTRACTOR FUNDS & PROCUREMENT CARD HUB PURCHASES, TC=TERM CONTRACT, I= INTER GOVERNMENTAL



TEXAS HISTORICALLY UNDERUTILIZED BUSINESS (HUB) SEMI-ANNUAL REPORT RECEIVED FOR FISCAL YEAR 2025

SECTION VII - STATE AGENCY EXPENDITURE DATA

FUND TYPE	TOTAL EXPENDITURE	TOTAL SPENT WITH HUBS AMOUNT / %	BLACK AMOUNT / %	HISPANIC AMOUNT / %	WOMAN AMOUNT / %	ASIAN PACIFIC AMOUNT / %	NATIVE AMERICAN AMOUNT / %	SERVICE-DISABLED VETERAN AMOUNT / %
-----------	-------------------	----------------------------------	------------------	---------------------	------------------	--------------------------	----------------------------	-------------------------------------

710 - THE TEXAS A&M UNIVERSITY SYSTEM - HEAVY CONSTRUCTION UNADJUSTED GOAL IS 11.2%

T	0	0 / 0%	0 / 0%	0 / 0%	0 / 0%	0 / 0%	0 / 0%	0 / 0%
N	\$8,459,062	0 / 0%	0 / 0%	0 / 0%	0 / 0%	0 / 0%	0 / 0%	0 / 0%
S	***	\$1,085,676 / 12.83%	0 / 0%	\$810,199 / 9.58%	\$244,249 / 2.89%	\$2,283 / 0.03%	\$27,149 / 0.32%	\$1,795 / 0.02%
-TC	0	0 / 0%	0 / 0%	0 / 0%	0 / 0%	0 / 0%	0 / 0%	0 / 0%
-I	0	0 / 0%	0 / 0%	0 / 0%	0 / 0%	0 / 0%	0 / 0%	0 / 0%
	\$8,459,062	\$1,085,676 / 12.83%	0 / 0%	\$810,199 / 9.58%	\$244,249 / 2.89%	\$2,283 / 0.03%	\$27,149 / 0.32%	\$1,795 / 0.02%

710 - THE TEXAS A&M UNIVERSITY SYSTEM - BUILDING CONSTRUCTION UNADJUSTED GOAL IS 21.1%

T	0	0 / 0%	0 / 0%	0 / 0%	0 / 0%	0 / 0%	0 / 0%	0 / 0%
N	\$276,541,254	\$12,168,172 / 4.40%	\$4,264,382 / 1.54%	\$7,089,439 / 2.56%	\$684,396 / 0.25%	\$40,923 / 0.01%	0 / 0%	\$89,031 / 0.03%
S	***	\$32,335,169 / 11.69%	\$6,486,214 / 2.35%	\$7,135,923 / 2.58%	\$16,863,932 / 6.10%	\$247,727 / 0.09%	\$1,096,907 / 0.40%	\$504,467 / 0.18%
-TC	0	0 / 0%	0 / 0%	0 / 0%	0 / 0%	0 / 0%	0 / 0%	0 / 0%
-I	0	0 / 0%	0 / 0%	0 / 0%	0 / 0%	0 / 0%	0 / 0%	0 / 0%
	\$276,541,254	\$44,503,340 / 16.09%	\$10,750,596 / 3.89%	\$14,225,361 / 5.14%	\$17,548,328 / 6.35%	\$288,650 / 0.10%	\$1,096,907 / 0.40%	\$593,498 / 0.21%

710 - THE TEXAS A&M UNIVERSITY SYSTEM - SPECIAL TRADE UNADJUSTED GOAL IS 32.9%

T	0	0 / 0%	0 / 0%	0 / 0%	0 / 0%	0 / 0%	0 / 0%	0 / 0%
N	\$2,678,080	0 / 0%	0 / 0%	0 / 0%	0 / 0%	0 / 0%	0 / 0%	0 / 0%
S	***	0 / 0%	0 / 0%	0 / 0%	0 / 0%	0 / 0%	0 / 0%	0 / 0%
-TC	0	0 / 0%	0 / 0%	0 / 0%	0 / 0%	0 / 0%	0 / 0%	0 / 0%
-I	0	0 / 0%	0 / 0%	0 / 0%	0 / 0%	0 / 0%	0 / 0%	0 / 0%
	\$2,678,080	0 / 0%	0 / 0%	0 / 0%	0 / 0%	0 / 0%	0 / 0%	0 / 0%

*** DOLLARS REPORTED BUT NOT SHOWN IN THESE COLUMNS. T=TREASURY, N=NON-TREASURY, S=SUBCONTRACTOR FUNDS & PROCUREMENT CARD HUB PURCHASES, TC=TERM CONTRACT, I= INTER GOVERNMENTAL



TEXAS HISTORICALLY UNDERUTILIZED BUSINESS (HUB) SEMI-ANNUAL REPORT RECEIVED FOR FISCAL YEAR 2025

SECTION VII - STATE AGENCY EXPENDITURE DATA

FUND TYPE	TOTAL EXPENDITURE	TOTAL SPENT WITH HUBS AMOUNT / %	BLACK AMOUNT / %	HISPANIC AMOUNT / %	WOMAN AMOUNT / %	ASIAN PACIFIC AMOUNT / %	NATIVE AMERICAN AMOUNT / %	SERVICE-DISABLED VETERAN AMOUNT / %
-----------	-------------------	----------------------------------	------------------	---------------------	------------------	--------------------------	----------------------------	-------------------------------------

710 - THE TEXAS A&M UNIVERSITY SYSTEM - PROFESSIONAL SERVICES UNADJUSTED GOAL IS 23.7%

T	0	0 / 0%	0 / 0%	0 / 0%	0 / 0%	0 / 0%	0 / 0%	0 / 0%
N	\$30,061,993	\$1,108,322 / 3.69%	\$763,400 / 2.54%	\$344,922 / 1.15%	0 / 0%	0 / 0%	0 / 0%	0 / 0%
S	***	\$4,852,332 / 16.19%	\$144,714 / 0.48%	\$1,553,717 / 5.18%	\$1,780,890 / 5.94%	\$625,108 / 2.09%	\$74,795 / 0.25%	\$673,108 / 2.25%
-TC	0	0 / 0%	0 / 0%	0 / 0%	0 / 0%	0 / 0%	0 / 0%	0 / 0%
-I	0	0 / 0%	0 / 0%	0 / 0%	0 / 0%	0 / 0%	0 / 0%	0 / 0%
	\$30,061,993	\$5,960,653 / 19.87%	\$908,114 / 3.02%	\$1,898,639 / 6.33%	\$1,780,890 / 5.94%	\$625,108 / 2.09%	\$74,795 / 0.25%	\$673,108 / 2.25%

710 - THE TEXAS A&M UNIVERSITY SYSTEM - OTHER SERVICES UNADJUSTED GOAL IS 26%

T	\$-124,364	0 / 0%	0 / 0%	0 / 0%	0 / 0%	0 / 0%	0 / 0%	0 / 0%
N	\$17,041,459	\$1,450,645 / 8.51%	\$731,071 / 4.29%	\$81,885 / 0.48%	\$92,717 / 0.54%	\$544,872 / 3.20%	0 / 0%	\$100 / 0.00%
S	***	0 / 0%	0 / 0%	0 / 0%	0 / 0%	0 / 0%	0 / 0%	0 / 0%
-TC	0	0 / 0%	0 / 0%	0 / 0%	0 / 0%	0 / 0%	0 / 0%	0 / 0%
-I	0	0 / 0%	0 / 0%	0 / 0%	0 / 0%	0 / 0%	0 / 0%	0 / 0%
	\$16,917,095	\$1,450,645 / 8.51%	\$731,071 / 4.29%	\$81,885 / 0.48%	\$92,717 / 0.54%	\$544,872 / 3.20%	0 / 0%	\$100 / 0.00%

710 - THE TEXAS A&M UNIVERSITY SYSTEM - COMMODITY PURCHASING UNADJUSTED GOAL IS 21.1%

T	\$4,022,363	0 / 0%	0 / 0%	0 / 0%	0 / 0%	0 / 0%	0 / 0%	0 / 0%
N	\$19,438,407	\$14,356,721 / 73.86%	\$3,382,225 / 17.40%	\$3,697,450 / 19.02%	\$6,866,428 / 35.32%	\$234,702 / 1.21%	\$175,915 / 0.90%	0 / 0%
S	***	0 / 0%	0 / 0%	0 / 0%	0 / 0%	0 / 0%	0 / 0%	0 / 0%
-TC	0	0 / 0%	0 / 0%	0 / 0%	0 / 0%	0 / 0%	0 / 0%	0 / 0%
-I	0	0 / 0%	0 / 0%	0 / 0%	0 / 0%	0 / 0%	0 / 0%	0 / 0%
	\$23,460,770	\$14,356,721 / 73.86%	\$3,382,225 / 17.40%	\$3,697,450 / 19.02%	\$6,866,428 / 35.32%	\$234,702 / 1.21%	\$175,915 / 0.90%	0 / 0%

*** DOLLARS REPORTED BUT NOT SHOWN IN THESE COLUMNS. T=TREASURY, N=NON-TREASURY, S=SUBCONTRACTOR FUNDS & PROCUREMENT CARD HUB PURCHASES, TC=TERM CONTRACT, I= INTER GOVERNMENTAL



TEXAS HISTORICALLY UNDERUTILIZED BUSINESS (HUB) SEMI-ANNUAL REPORT RECEIVED FOR FISCAL YEAR 2025

SECTION VII - STATE AGENCY EXPENDITURE DATA

FUND TYPE	TOTAL EXPENDITURE	TOTAL SPENT WITH HUBS AMOUNT / %	BLACK AMOUNT / %	HISPANIC AMOUNT / %	WOMAN AMOUNT / %	ASIAN PACIFIC AMOUNT / %	NATIVE AMERICAN AMOUNT / %	SERVICE-DISABLED VETERAN AMOUNT / %
710 - THE TEXAS A&M UNIVERSITY SYSTEM - Statewide Grand Total Expenditures								
T	\$3,897,999	0 / 0%	0 / 0%	0 / 0%	0 / 0%	0 / 0%	0 / 0%	0 / 0%
N	\$354,220,255	\$29,083,858 / 8.21%	\$9,141,079 / 2.58%	\$11,213,695 / 3.17%	\$7,643,541 / 2.16%	\$820,497 / 0.23%	\$175,915 / 0.05%	\$89,131 / 0.03%
S	***	\$38,273,176 / 12.15%	\$6,630,928 / 2.11%	\$9,499,839 / 3.02%	\$18,889,070 / 6.00%	\$875,118 / 0.28%	\$1,198,851 / 0.38%	\$1,179,370 / 0.37%
-TC	0	0 / 0%	0 / 0%	0 / 0%	0 / 0%	0 / 0%	0 / 0%	0 / 0%
-I	0	0 / 0%	0 / 0%	0 / 0%	0 / 0%	0 / 0%	0 / 0%	0 / 0%
	\$358,118,253	\$67,357,035 / 20.36%	\$15,772,007 / 4.69%	\$20,713,534 / 6.18%	\$26,532,611 / 8.15%	\$1,695,615 / 0.51%	\$1,374,767 / 0.43%	\$1,268,501 / 0.40%

*** DOLLARS REPORTED BUT NOT SHOWN IN THESE COLUMNS. T=TREASURY, N=NON-TREASURY, S=SUBCONTRACTOR FUNDS & PROCUREMENT CARD HUB PURCHASES, TC=TERM CONTRACT, I= INTER GOVERNMENTAL



TEXAS HISTORICALLY UNDERUTILIZED BUSINESS (HUB) SEMI-ANNUAL REPORT RECEIVED FOR FISCAL YEAR 2025

SECTION VII - STATE AGENCY EXPENDITURE DATA

FUND TYPE	TOTAL EXPENDITURE	TOTAL SPENT WITH HUBS AMOUNT / %	BLACK AMOUNT / %	HISPANIC AMOUNT / %	WOMAN AMOUNT / %	ASIAN PACIFIC AMOUNT / %	NATIVE AMERICAN AMOUNT / %	SERVICE-DISABLED VETERAN AMOUNT / %
-----------	-------------------	----------------------------------	------------------	---------------------	------------------	--------------------------	----------------------------	-------------------------------------

711 - TEXAS A & M UNIVERSITY (MAIN UNIV) - HEAVY CONSTRUCTION UNADJUSTED GOAL IS 11.2%

T	0	0 / 0%	0 / 0%	0 / 0%	0 / 0%	0 / 0%	0 / 0%	0 / 0%
N	\$489,071	0 / 0%	0 / 0%	0 / 0%	0 / 0%	0 / 0%	0 / 0%	0 / 0%
S	***	0 / 0%	0 / 0%	0 / 0%	0 / 0%	0 / 0%	0 / 0%	0 / 0%
-TC	0	0 / 0%	0 / 0%	0 / 0%	0 / 0%	0 / 0%	0 / 0%	0 / 0%
-I	0	0 / 0%	0 / 0%	0 / 0%	0 / 0%	0 / 0%	0 / 0%	0 / 0%
	\$489,071	0 / 0%	0 / 0%	0 / 0%	0 / 0%	0 / 0%	0 / 0%	0 / 0%

711 - TEXAS A & M UNIVERSITY (MAIN UNIV) - BUILDING CONSTRUCTION UNADJUSTED GOAL IS 21.1%

T	0	0 / 0%	0 / 0%	0 / 0%	0 / 0%	0 / 0%	0 / 0%	0 / 0%
N	\$16,691,989	\$3,460,399 / 20.73%	\$52,714 / 0.32%	\$25,642 / 0.15%	\$3,382,043 / 20.26%	0 / 0%	0 / 0%	0 / 0%
S	***	\$10,515,416 / 64.06%	\$18,378 / 0.11%	\$1,500,116 / 9.14%	\$8,273,327 / 50.40%	\$114,248 / 0.70%	\$2,501 / 0.02%	\$606,845 / 3.70%
-TC	0	0 / 0%	0 / 0%	0 / 0%	0 / 0%	0 / 0%	0 / 0%	0 / 0%
-I	0	0 / 0%	0 / 0%	0 / 0%	0 / 0%	0 / 0%	0 / 0%	0 / 0%
	\$16,691,989	\$13,975,815 / 84.79%	\$71,092 / 0.43%	\$1,525,758 / 9.29%	\$11,655,370 / 70.66%	\$114,248 / 0.70%	\$2,501 / 0.02%	\$606,845 / 3.70%

711 - TEXAS A & M UNIVERSITY (MAIN UNIV) - SPECIAL TRADE UNADJUSTED GOAL IS 32.9%

T	0	0 / 0%	0 / 0%	0 / 0%	0 / 0%	0 / 0%	0 / 0%	0 / 0%
N	\$75,452,455	\$3,483,653 / 4.62%	\$1,010,936 / 1.34%	\$38,018 / 0.05%	\$2,434,699 / 3.23%	0 / 0%	0 / 0%	0 / 0%
S	***	\$9,957,872 / 14.18%	\$37,622 / 0.05%	\$1,435,498 / 2.04%	\$8,317,737 / 11.84%	\$97,475 / 0.14%	0 / 0%	\$69,540 / 0.10%
-TC	0	0 / 0%	0 / 0%	0 / 0%	0 / 0%	0 / 0%	0 / 0%	0 / 0%
-I	0	0 / 0%	0 / 0%	0 / 0%	0 / 0%	0 / 0%	0 / 0%	0 / 0%
	\$75,452,455	\$13,441,526 / 18.79%	\$1,048,558 / 1.39%	\$1,473,516 / 2.09%	\$10,752,436 / 15.07%	\$97,475 / 0.14%	0 / 0%	\$69,540 / 0.10%

*** DOLLARS REPORTED BUT NOT SHOWN IN THESE COLUMNS. T=TREASURY, N=NON-TREASURY, S=SUBCONTRACTOR FUNDS & PROCUREMENT CARD HUB PURCHASES, TC=TERM CONTRACT, I= INTER GOVERNMENTAL



TEXAS HISTORICALLY UNDERUTILIZED BUSINESS (HUB) SEMI-ANNUAL REPORT RECEIVED FOR FISCAL YEAR 2025

SECTION VII - STATE AGENCY EXPENDITURE DATA

FUND TYPE	TOTAL EXPENDITURE	TOTAL SPENT WITH HUBS AMOUNT / %	BLACK AMOUNT / %	HISPANIC AMOUNT / %	WOMAN AMOUNT / %	ASIAN PACIFIC AMOUNT / %	NATIVE AMERICAN AMOUNT / %	SERVICE-DISABLED VETERAN AMOUNT / %
-----------	-------------------	----------------------------------	------------------	---------------------	------------------	--------------------------	----------------------------	-------------------------------------

711 - TEXAS A & M UNIVERSITY (MAIN UNIV) - PROFESSIONAL SERVICES UNADJUSTED GOAL IS 23.7%

T	0	0 / 0%	0 / 0%	0 / 0%	0 / 0%	0 / 0%	0 / 0%	0 / 0%
N	\$945,629	\$1,860 / 0.20%	0 / 0%	0 / 0%	\$1,860 / 0.20%	0 / 0%	0 / 0%	0 / 0%
S	***	\$259,222 / 30.19%	\$16,301 / 1.90%	\$239,710 / 27.92%	\$3,212 / 0.37%	0 / 0%	0 / 0%	0 / 0%
-TC	0	0 / 0%	0 / 0%	0 / 0%	0 / 0%	0 / 0%	0 / 0%	0 / 0%
-I	0	0 / 0%	0 / 0%	0 / 0%	0 / 0%	0 / 0%	0 / 0%	0 / 0%
	\$945,629	\$261,082 / 30.39%	\$16,301 / 1.90%	\$239,710 / 27.92%	\$5,072 / 0.57%	0 / 0%	0 / 0%	0 / 0%

711 - TEXAS A & M UNIVERSITY (MAIN UNIV) - OTHER SERVICES UNADJUSTED GOAL IS 26%

T	\$-11,289	\$7,446 / -65.96%	0 / 0%	0 / 0%	\$7,446 / -65.96%	0 / 0%	0 / 0%	0 / 0%
N	\$106,774,862	\$6,599,601 / 6.18%	\$416,854 / 0.39%	\$2,476,844 / 2.32%	\$3,468,711 / 3.25%	\$134,678 / 0.13%	0 / 0%	\$102,515 / 0.10%
S	***	\$3,652,716 / 4.38%	\$5,840 / 0.01%	\$2,199,961 / 2.64%	\$1,416,755 / 1.70%	\$14,484 / 0.02%	0 / 0%	\$15,676 / 0.02%
-TC	0	0 / 0%	0 / 0%	0 / 0%	0 / 0%	0 / 0%	0 / 0%	0 / 0%
-I	\$-294	0 / 0%	0 / 0%	0 / 0%	0 / 0%	0 / 0%	0 / 0%	0 / 0%
	\$106,763,867	\$10,259,763 / -55.40%	\$422,694 / 0.40%	\$4,676,805 / 4.96%	\$4,892,912 / -61.01%	\$149,162 / 0.14%	0 / 0%	\$118,191 / 0.11%

711 - TEXAS A & M UNIVERSITY (MAIN UNIV) - COMMODITY PURCHASING UNADJUSTED GOAL IS 21.1%

T	\$-87,680	-\$8,884 / 10.13%	-\$352 / 0.40%	-\$511 / 0.58%	-\$8,021 / 9.15%	0 / 0%	0 / 0%	0 / 0%
N	\$98,730,410	\$19,896,471 / 20.15%	\$10,276,024 / 10.41%	\$3,061,322 / 3.10%	\$5,260,606 / 5.33%	\$1,166,542 / 1.18%	0 / 0%	\$131,977 / 0.13%
S	***	\$229,536 / 0.34%	\$26,283 / 0.04%	\$88,734 / 0.13%	\$94,741 / 0.14%	\$7,213 / 0.01%	0 / 0%	\$12,566 / 0.02%
-TC	\$109,918	0 / 0%	0 / 0%	0 / 0%	0 / 0%	0 / 0%	0 / 0%	0 / 0%
-I	0	0 / 0%	0 / 0%	0 / 0%	0 / 0%	0 / 0%	0 / 0%	0 / 0%
	\$98,532,811	\$20,117,122 / 30.63%	\$10,301,955 / 10.85%	\$3,149,545 / 3.82%	\$5,347,326 / 14.62%	\$1,173,755 / 1.19%	0 / 0%	\$144,543 / 0.15%

*** DOLLARS REPORTED BUT NOT SHOWN IN THESE COLUMNS. T=TREASURY, N=NON-TREASURY, S=SUBCONTRACTOR FUNDS & PROCUREMENT CARD HUB PURCHASES, TC=TERM CONTRACT, I= INTER GOVERNMENTAL



TEXAS HISTORICALLY UNDERUTILIZED BUSINESS (HUB) SEMI-ANNUAL REPORT RECEIVED FOR FISCAL YEAR 2025

SECTION VII - STATE AGENCY EXPENDITURE DATA

FUND TYPE	TOTAL EXPENDITURE	TOTAL SPENT WITH HUBS AMOUNT / %	BLACK AMOUNT / %	HISPANIC AMOUNT / %	WOMAN AMOUNT / %	ASIAN PACIFIC AMOUNT / %	NATIVE AMERICAN AMOUNT / %	SERVICE-DISABLED VETERAN AMOUNT / %
711 - TEXAS A & M UNIVERSITY (MAIN UNIV) - Statewide Grand Total Expenditures								
T	\$-98,970	-\$1,438 / 1.45%	-\$352 / 0.36%	-\$511 / 0.52%	-\$575 / 0.58%	0 / 0%	0 / 0%	0 / 0%
N	\$299,084,416	\$33,441,985 / 11.18%	\$11,756,528 / 3.93%	\$5,601,826 / 1.87%	\$14,547,920 / 4.86%	\$1,301,220 / 0.44%	0 / 0%	\$234,492 / 0.08%
S	***	\$24,614,762 / 10.35%	\$104,424 / 0.04%	\$5,464,019 / 2.30%	\$18,105,772 / 7.61%	\$233,420 / 0.10%	\$2,501 / 0.00%	\$704,627 / 0.30%
-TC	\$109,918	0 / 0%	0 / 0%	0 / 0%	0 / 0%	0 / 0%	0 / 0%	0 / 0%
-I	\$-294	0 / 0%	0 / 0%	0 / 0%	0 / 0%	0 / 0%	0 / 0%	0 / 0%
	\$298,875,822	\$58,055,309 / 22.99%	\$11,860,599 / 4.33%	\$11,065,333 / 4.69%	\$32,653,116 / 13.06%	\$1,534,640 / 0.53%	\$2,501 / 0.00%	\$939,118 / 0.37%

*** DOLLARS REPORTED BUT NOT SHOWN IN THESE COLUMNS. T=TREASURY, N=NON-TREASURY, S=SUBCONTRACTOR FUNDS & PROCUREMENT CARD HUB PURCHASES, TC=TERM CONTRACT, I= INTER GOVERNMENTAL



TEXAS HISTORICALLY UNDERUTILIZED BUSINESS (HUB) SEMI-ANNUAL REPORT RECEIVED FOR FISCAL YEAR 2025

SECTION VII - STATE AGENCY EXPENDITURE DATA

FUND TYPE	TOTAL EXPENDITURE	TOTAL SPENT WITH HUBS AMOUNT / %	BLACK AMOUNT / %	HISPANIC AMOUNT / %	WOMAN AMOUNT / %	ASIAN PACIFIC AMOUNT / %	NATIVE AMERICAN AMOUNT / %	SERVICE-DISABLED VETERAN AMOUNT / %
-----------	-------------------	----------------------------------	------------------	---------------------	------------------	--------------------------	----------------------------	-------------------------------------

712 - TEXAS A&M ENGINEERING EXPERIMENT STA - HEAVY CONSTRUCTION UNADJUSTED GOAL IS 11.2%

T	0	0 / 0%	0 / 0%	0 / 0%	0 / 0%	0 / 0%	0 / 0%	0 / 0%
N	\$17,500	0 / 0%	0 / 0%	0 / 0%	0 / 0%	0 / 0%	0 / 0%	0 / 0%
S	***	0 / 0%	0 / 0%	0 / 0%	0 / 0%	0 / 0%	0 / 0%	0 / 0%
-TC	0	0 / 0%	0 / 0%	0 / 0%	0 / 0%	0 / 0%	0 / 0%	0 / 0%
-I	0	0 / 0%	0 / 0%	0 / 0%	0 / 0%	0 / 0%	0 / 0%	0 / 0%
	\$17,500	0 / 0%	0 / 0%	0 / 0%	0 / 0%	0 / 0%	0 / 0%	0 / 0%

712 - TEXAS A&M ENGINEERING EXPERIMENT STA - BUILDING CONSTRUCTION UNADJUSTED GOAL IS 21.1%

T	0	0 / 0%	0 / 0%	0 / 0%	0 / 0%	0 / 0%	0 / 0%	0 / 0%
N	\$4,363,557	0 / 0%	0 / 0%	0 / 0%	0 / 0%	0 / 0%	0 / 0%	0 / 0%
S	***	\$734,838 / 16.84%	0 / 0%	0 / 0%	\$597,518 / 13.69%	0 / 0%	0 / 0%	\$137,320 / 3.15%
-TC	0	0 / 0%	0 / 0%	0 / 0%	0 / 0%	0 / 0%	0 / 0%	0 / 0%
-I	0	0 / 0%	0 / 0%	0 / 0%	0 / 0%	0 / 0%	0 / 0%	0 / 0%
	\$4,363,557	\$734,838 / 16.84%	0 / 0%	0 / 0%	\$597,518 / 13.69%	0 / 0%	0 / 0%	\$137,320 / 3.15%

712 - TEXAS A&M ENGINEERING EXPERIMENT STA - SPECIAL TRADE UNADJUSTED GOAL IS 32.9%

T	0	0 / 0%	0 / 0%	0 / 0%	0 / 0%	0 / 0%	0 / 0%	0 / 0%
N	\$459,902	\$2,585 / 0.56%	\$2,585 / 0.56%	0 / 0%	0 / 0%	0 / 0%	0 / 0%	0 / 0%
S	***	\$59,731 / 13.08%	0 / 0%	\$1,439 / 0.32%	\$58,292 / 12.76%	0 / 0%	0 / 0%	0 / 0%
-TC	0	0 / 0%	0 / 0%	0 / 0%	0 / 0%	0 / 0%	0 / 0%	0 / 0%
-I	0	0 / 0%	0 / 0%	0 / 0%	0 / 0%	0 / 0%	0 / 0%	0 / 0%
	\$459,902	\$62,316 / 13.64%	\$2,585 / 0.56%	\$1,439 / 0.32%	\$58,292 / 12.76%	0 / 0%	0 / 0%	0 / 0%

*** DOLLARS REPORTED BUT NOT SHOWN IN THESE COLUMNS. T=TREASURY, N=NON-TREASURY, S=SUBCONTRACTOR FUNDS & PROCUREMENT CARD HUB PURCHASES, TC=TERM CONTRACT, I= INTER GOVERNMENTAL



TEXAS HISTORICALLY UNDERUTILIZED BUSINESS (HUB) SEMI-ANNUAL REPORT RECEIVED FOR FISCAL YEAR 2025

SECTION VII - STATE AGENCY EXPENDITURE DATA

FUND TYPE	TOTAL EXPENDITURE	TOTAL SPENT WITH HUBS AMOUNT / %	BLACK AMOUNT / %	HISPANIC AMOUNT / %	WOMAN AMOUNT / %	ASIAN PACIFIC AMOUNT / %	NATIVE AMERICAN AMOUNT / %	SERVICE-DISABLED VETERAN AMOUNT / %
-----------	-------------------	----------------------------------	------------------	---------------------	------------------	--------------------------	----------------------------	-------------------------------------

712 - TEXAS A&M ENGINEERING EXPERIMENT STA - PROFESSIONAL SERVICES UNADJUSTED GOAL IS 23.7%

T	0	0 / 0%	0 / 0%	0 / 0%	0 / 0%	0 / 0%	0 / 0%	0 / 0%
N	\$318,343	\$317,739 / 99.81%	0 / 0%	0 / 0%	\$317,739 / 99.81%	0 / 0%	0 / 0%	0 / 0%
S	***	0 / 0%	0 / 0%	0 / 0%	0 / 0%	0 / 0%	0 / 0%	0 / 0%
-TC	0	0 / 0%	0 / 0%	0 / 0%	0 / 0%	0 / 0%	0 / 0%	0 / 0%
-I	0	0 / 0%	0 / 0%	0 / 0%	0 / 0%	0 / 0%	0 / 0%	0 / 0%
	\$318,343	\$317,739 / 99.81%	0 / 0%	0 / 0%	\$317,739 / 99.81%	0 / 0%	0 / 0%	0 / 0%

712 - TEXAS A&M ENGINEERING EXPERIMENT STA - OTHER SERVICES UNADJUSTED GOAL IS 26%

T	0	0 / 0%	0 / 0%	0 / 0%	0 / 0%	0 / 0%	0 / 0%	0 / 0%
N	\$2,035,949	\$106,281 / 5.22%	\$17,732 / 0.87%	\$751 / 0.04%	\$86,068 / 4.23%	\$1,730 / 0.08%	0 / 0%	0 / 0%
S	***	\$8,250 / 0.84%	0 / 0%	0 / 0%	\$8,250 / 0.84%	0 / 0%	0 / 0%	0 / 0%
-TC	0	0 / 0%	0 / 0%	0 / 0%	0 / 0%	0 / 0%	0 / 0%	0 / 0%
-I	0	0 / 0%	0 / 0%	0 / 0%	0 / 0%	0 / 0%	0 / 0%	0 / 0%
	\$2,035,949	\$114,531 / 6.06%	\$17,732 / 0.87%	\$751 / 0.04%	\$94,318 / 5.07%	\$1,730 / 0.08%	0 / 0%	0 / 0%

712 - TEXAS A&M ENGINEERING EXPERIMENT STA - COMMODITY PURCHASING UNADJUSTED GOAL IS 21.1%

T	\$-1	0 / 0%	0 / 0%	0 / 0%	0 / 0%	0 / 0%	0 / 0%	0 / 0%
N	\$10,577,105	\$1,087,914 / 10.29%	\$388,745 / 3.68%	\$379,580 / 3.59%	\$318,123 / 3.01%	\$618 / 0.01%	0 / 0%	\$848 / 0.01%
S	***	\$12,388 / 0.41%	\$1,508 / 0.05%	\$2,734 / 0.09%	\$7,871 / 0.26%	\$275 / 0.01%	0 / 0%	0 / 0%
-TC	0	0 / 0%	0 / 0%	0 / 0%	0 / 0%	0 / 0%	0 / 0%	0 / 0%
-I	0	0 / 0%	0 / 0%	0 / 0%	0 / 0%	0 / 0%	0 / 0%	0 / 0%
	\$10,577,104	\$1,100,302 / 10.69%	\$390,253 / 3.73%	\$382,314 / 3.68%	\$325,993 / 3.27%	\$893 / 0.01%	0 / 0%	\$848 / 0.01%

*** DOLLARS REPORTED BUT NOT SHOWN IN THESE COLUMNS. T=TREASURY, N=NON-TREASURY, S=SUBCONTRACTOR FUNDS & PROCUREMENT CARD HUB PURCHASES, TC=TERM CONTRACT, I= INTER GOVERNMENTAL



TEXAS HISTORICALLY UNDERUTILIZED BUSINESS (HUB) SEMI-ANNUAL REPORT RECEIVED FOR FISCAL YEAR 2025

SECTION VII - STATE AGENCY EXPENDITURE DATA

FUND TYPE	TOTAL EXPENDITURE	TOTAL SPENT WITH HUBS AMOUNT / %	BLACK AMOUNT / %	HISPANIC AMOUNT / %	WOMAN AMOUNT / %	ASIAN PACIFIC AMOUNT / %	NATIVE AMERICAN AMOUNT / %	SERVICE-DISABLED VETERAN AMOUNT / %
712 - TEXAS A&M ENGINEERING EXPERIMENT STA - Statewide Grand Total Expenditures								
T	\$-1	0 / 0%	0 / 0%	0 / 0%	0 / 0%	0 / 0%	0 / 0%	0 / 0%
N	\$17,772,357	\$1,514,519 / 8.52%	\$409,062 / 2.30%	\$380,331 / 2.14%	\$721,930 / 4.06%	\$2,348 / 0.01%	0 / 0%	\$848 / 0.00%
S	***	\$815,207 / 9.23%	\$1,508 / 0.02%	\$4,173 / 0.05%	\$671,931 / 7.61%	\$275 / 0.00%	0 / 0%	\$137,320 / 1.55%
-TC	0	0 / 0%	0 / 0%	0 / 0%	0 / 0%	0 / 0%	0 / 0%	0 / 0%
-I	0	0 / 0%	0 / 0%	0 / 0%	0 / 0%	0 / 0%	0 / 0%	0 / 0%
	\$17,772,356	\$2,329,726 / 17.75%	\$410,570 / 2.32%	\$384,504 / 2.19%	\$1,393,861 / 11.67%	\$2,623 / 0.02%	0 / 0%	\$138,168 / 1.56%

*** DOLLARS REPORTED BUT NOT SHOWN IN THESE COLUMNS. T=TREASURY, N=NON-TREASURY, S=SUBCONTRACTOR FUNDS & PROCUREMENT CARD HUB PURCHASES, TC=TERM CONTRACT, I= INTER GOVERNMENTAL



TEXAS HISTORICALLY UNDERUTILIZED BUSINESS (HUB) SEMI-ANNUAL REPORT RECEIVED FOR FISCAL YEAR 2025

SECTION VII - STATE AGENCY EXPENDITURE DATA

FUND TYPE	TOTAL EXPENDITURE	TOTAL SPENT WITH HUBS AMOUNT / %	BLACK AMOUNT / %	HISPANIC AMOUNT / %	WOMAN AMOUNT / %	ASIAN PACIFIC AMOUNT / %	NATIVE AMERICAN AMOUNT / %	SERVICE-DISABLED VETERAN AMOUNT / %
-----------	-------------------	----------------------------------	------------------	---------------------	------------------	--------------------------	----------------------------	-------------------------------------

713 - TARLETON STATE UNIVERSITY - HEAVY CONSTRUCTION UNADJUSTED GOAL IS 11.2%

T	0	0 / 0%	0 / 0%	0 / 0%	0 / 0%	0 / 0%	0 / 0%	0 / 0%
N	0	0 / 0%	0 / 0%	0 / 0%	0 / 0%	0 / 0%	0 / 0%	0 / 0%
S	***	0 / 0%	0 / 0%	0 / 0%	0 / 0%	0 / 0%	0 / 0%	0 / 0%
-TC	0	0 / 0%	0 / 0%	0 / 0%	0 / 0%	0 / 0%	0 / 0%	0 / 0%
-I	0	0 / 0%	0 / 0%	0 / 0%	0 / 0%	0 / 0%	0 / 0%	0 / 0%
	0	0 / 0%	0 / 0%	0 / 0%	0 / 0%	0 / 0%	0 / 0%	0 / 0%

713 - TARLETON STATE UNIVERSITY - BUILDING CONSTRUCTION UNADJUSTED GOAL IS 21.1%

T	0	0 / 0%	0 / 0%	0 / 0%	0 / 0%	0 / 0%	0 / 0%	0 / 0%
N	0	0 / 0%	0 / 0%	0 / 0%	0 / 0%	0 / 0%	0 / 0%	0 / 0%
S	***	0 / 0%	0 / 0%	0 / 0%	0 / 0%	0 / 0%	0 / 0%	0 / 0%
-TC	0	0 / 0%	0 / 0%	0 / 0%	0 / 0%	0 / 0%	0 / 0%	0 / 0%
-I	0	0 / 0%	0 / 0%	0 / 0%	0 / 0%	0 / 0%	0 / 0%	0 / 0%
	0	0 / 0%	0 / 0%	0 / 0%	0 / 0%	0 / 0%	0 / 0%	0 / 0%

713 - TARLETON STATE UNIVERSITY - SPECIAL TRADE UNADJUSTED GOAL IS 32.9%

T	0	0 / 0%	0 / 0%	0 / 0%	0 / 0%	0 / 0%	0 / 0%	0 / 0%
N	\$186,619	\$752 / 0.40%	0 / 0%	0 / 0%	\$752 / 0.40%	0 / 0%	0 / 0%	0 / 0%
S	***	0 / 0%	0 / 0%	0 / 0%	0 / 0%	0 / 0%	0 / 0%	0 / 0%
-TC	0	0 / 0%	0 / 0%	0 / 0%	0 / 0%	0 / 0%	0 / 0%	0 / 0%
-I	0	0 / 0%	0 / 0%	0 / 0%	0 / 0%	0 / 0%	0 / 0%	0 / 0%
	\$186,619	\$752 / 0.40%	0 / 0%	0 / 0%	\$752 / 0.40%	0 / 0%	0 / 0%	0 / 0%

*** DOLLARS REPORTED BUT NOT SHOWN IN THESE COLUMNS. T=TREASURY, N=NON-TREASURY, S=SUBCONTRACTOR FUNDS & PROCUREMENT CARD HUB PURCHASES, TC=TERM CONTRACT, I= INTER GOVERNMENTAL



TEXAS HISTORICALLY UNDERUTILIZED BUSINESS (HUB) SEMI-ANNUAL REPORT RECEIVED FOR FISCAL YEAR 2025

SECTION VII - STATE AGENCY EXPENDITURE DATA

FUND TYPE	TOTAL EXPENDITURE	TOTAL SPENT WITH HUBS AMOUNT / %	BLACK AMOUNT / %	HISPANIC AMOUNT / %	WOMAN AMOUNT / %	ASIAN PACIFIC AMOUNT / %	NATIVE AMERICAN AMOUNT / %	SERVICE-DISABLED VETERAN AMOUNT / %
-----------	-------------------	----------------------------------	------------------	---------------------	------------------	--------------------------	----------------------------	-------------------------------------

713 - TARLETON STATE UNIVERSITY - PROFESSIONAL SERVICES UNADJUSTED GOAL IS 23.7%

T	0	0 / 0%	0 / 0%	0 / 0%	0 / 0%	0 / 0%	0 / 0%	0 / 0%
N	\$238,991	0 / 0%	0 / 0%	0 / 0%	0 / 0%	0 / 0%	0 / 0%	0 / 0%
S	***	0 / 0%	0 / 0%	0 / 0%	0 / 0%	0 / 0%	0 / 0%	0 / 0%
-TC	0	0 / 0%	0 / 0%	0 / 0%	0 / 0%	0 / 0%	0 / 0%	0 / 0%
-I	0	0 / 0%	0 / 0%	0 / 0%	0 / 0%	0 / 0%	0 / 0%	0 / 0%
	\$238,991	0 / 0%	0 / 0%	0 / 0%	0 / 0%	0 / 0%	0 / 0%	0 / 0%

713 - TARLETON STATE UNIVERSITY - OTHER SERVICES UNADJUSTED GOAL IS 26%

T	\$-116	0 / 0%	0 / 0%	0 / 0%	0 / 0%	0 / 0%	0 / 0%	0 / 0%
N	\$33,334,947	\$699,817 / 2.10%	\$3,780 / 0.01%	\$305,284 / 0.92%	\$297,333 / 0.89%	\$5,248 / 0.02%	0 / 0%	\$88,172 / 0.26%
S	***	\$5,046,485 / 17.55%	0 / 0%	\$25,774 / 0.09%	\$5,005,780 / 17.41%	\$14,931 / 0.05%	0 / 0%	0 / 0%
-TC	0	0 / 0%	0 / 0%	0 / 0%	0 / 0%	0 / 0%	0 / 0%	0 / 0%
-I	0	0 / 0%	0 / 0%	0 / 0%	0 / 0%	0 / 0%	0 / 0%	0 / 0%
	\$33,334,830	\$5,746,302 / 19.65%	\$3,780 / 0.01%	\$331,058 / 1.01%	\$5,303,113 / 18.30%	\$20,179 / 0.07%	0 / 0%	\$88,172 / 0.26%

713 - TARLETON STATE UNIVERSITY - COMMODITY PURCHASING UNADJUSTED GOAL IS 21.1%

T	\$-1,047	0 / 0%	0 / 0%	0 / 0%	0 / 0%	0 / 0%	0 / 0%	0 / 0%
N	\$11,791,007	\$1,292,192 / 10.96%	\$595,040 / 5.05%	\$62,172 / 0.53%	\$634,979 / 5.39%	0 / 0%	0 / 0%	0 / 0%
S	***	\$16,593 / 0.61%	\$521 / 0.02%	\$10,137 / 0.37%	\$5,935 / 0.22%	0 / 0%	0 / 0%	0 / 0%
-TC	0	0 / 0%	0 / 0%	0 / 0%	0 / 0%	0 / 0%	0 / 0%	0 / 0%
-I	0	0 / 0%	0 / 0%	0 / 0%	0 / 0%	0 / 0%	0 / 0%	0 / 0%
	\$11,789,960	\$1,308,785 / 11.56%	\$595,562 / 5.07%	\$72,310 / 0.90%	\$640,914 / 5.60%	0 / 0%	0 / 0%	0 / 0%

*** DOLLARS REPORTED BUT NOT SHOWN IN THESE COLUMNS. T=TREASURY, N=NON-TREASURY, S=SUBCONTRACTOR FUNDS & PROCUREMENT CARD HUB PURCHASES, TC=TERM CONTRACT, I= INTER GOVERNMENTAL



TEXAS HISTORICALLY UNDERUTILIZED BUSINESS (HUB) SEMI-ANNUAL REPORT RECEIVED FOR FISCAL YEAR 2025

SECTION VII - STATE AGENCY EXPENDITURE DATA

FUND TYPE	TOTAL EXPENDITURE	TOTAL SPENT WITH HUBS AMOUNT / %	BLACK AMOUNT / %	HISPANIC AMOUNT / %	WOMAN AMOUNT / %	ASIAN PACIFIC AMOUNT / %	NATIVE AMERICAN AMOUNT / %	SERVICE-DISABLED VETERAN AMOUNT / %
713 - TARLETON STATE UNIVERSITY - Statewide Grand Total Expenditures								
T	\$-1,163	0 / 0%	0 / 0%	0 / 0%	0 / 0%	0 / 0%	0 / 0%	0 / 0%
N	\$45,551,563	\$1,992,761 / 4.37%	\$598,821 / 1.31%	\$367,457 / 0.81%	\$933,064 / 2.05%	\$5,248 / 0.01%	0 / 0%	\$88,172 / 0.19%
S	***	\$5,063,078 / 16.08%	\$521 / 0.00%	\$35,911 / 0.11%	\$5,011,714 / 15.91%	\$14,931 / 0.05%	0 / 0%	0 / 0%
-TC	0	0 / 0%	0 / 0%	0 / 0%	0 / 0%	0 / 0%	0 / 0%	0 / 0%
-I	0	0 / 0%	0 / 0%	0 / 0%	0 / 0%	0 / 0%	0 / 0%	0 / 0%
	\$45,550,400	\$7,055,839 / 20.45%	\$599,342 / 1.32%	\$403,368 / 0.92%	\$5,944,779 / 17.96%	\$20,179 / 0.06%	0 / 0%	\$88,172 / 0.19%

*** DOLLARS REPORTED BUT NOT SHOWN IN THESE COLUMNS. T=TREASURY, N=NON-TREASURY, S=SUBCONTRACTOR FUNDS & PROCUREMENT CARD HUB PURCHASES, TC=TERM CONTRACT, I= INTER GOVERNMENTAL



TEXAS HISTORICALLY UNDERUTILIZED BUSINESS (HUB) SEMI-ANNUAL REPORT RECEIVED FOR FISCAL YEAR 2025

SECTION VII - STATE AGENCY EXPENDITURE DATA

FUND TYPE	TOTAL EXPENDITURE	TOTAL SPENT WITH HUBS AMOUNT / %	BLACK AMOUNT / %	HISPANIC AMOUNT / %	WOMAN AMOUNT / %	ASIAN PACIFIC AMOUNT / %	NATIVE AMERICAN AMOUNT / %	SERVICE-DISABLED VETERAN AMOUNT / %
-----------	-------------------	----------------------------------	------------------	---------------------	------------------	--------------------------	----------------------------	-------------------------------------

714 - UNIVERSITY OF TEXAS AT ARLINGTON - HEAVY CONSTRUCTION UNADJUSTED GOAL IS 11.2%

T	0	0 / 0%	0 / 0%	0 / 0%	0 / 0%	0 / 0%	0 / 0%	0 / 0%
N	\$2,200	0 / 0%	0 / 0%	0 / 0%	0 / 0%	0 / 0%	0 / 0%	0 / 0%
S	***	0 / 0%	0 / 0%	0 / 0%	0 / 0%	0 / 0%	0 / 0%	0 / 0%
-TC	0	0 / 0%	0 / 0%	0 / 0%	0 / 0%	0 / 0%	0 / 0%	0 / 0%
-I	0	0 / 0%	0 / 0%	0 / 0%	0 / 0%	0 / 0%	0 / 0%	0 / 0%
	\$2,200	0 / 0%	0 / 0%	0 / 0%	0 / 0%	0 / 0%	0 / 0%	0 / 0%

714 - UNIVERSITY OF TEXAS AT ARLINGTON - BUILDING CONSTRUCTION UNADJUSTED GOAL IS 21.1%

T	0	0 / 0%	0 / 0%	0 / 0%	0 / 0%	0 / 0%	0 / 0%	0 / 0%
N	\$52,713,453	\$141,416 / 0.27%	0 / 0%	0 / 0%	\$141,416 / 0.27%	0 / 0%	0 / 0%	0 / 0%
S	***	\$8,573,216 / 16.26%	\$829,833 / 1.57%	\$2,097,235 / 3.98%	\$5,602,164 / 10.63%	0 / 0%	\$38,787 / 0.07%	\$5,198 / 0.01%
-TC	0	0 / 0%	0 / 0%	0 / 0%	0 / 0%	0 / 0%	0 / 0%	0 / 0%
-I	0	0 / 0%	0 / 0%	0 / 0%	0 / 0%	0 / 0%	0 / 0%	0 / 0%
	\$52,713,453	\$8,714,632 / 16.53%	\$829,833 / 1.57%	\$2,097,235 / 3.98%	\$5,743,579 / 10.90%	0 / 0%	\$38,787 / 0.07%	\$5,198 / 0.01%

714 - UNIVERSITY OF TEXAS AT ARLINGTON - SPECIAL TRADE UNADJUSTED GOAL IS 32.9%

T	0	0 / 0%	0 / 0%	0 / 0%	0 / 0%	0 / 0%	0 / 0%	0 / 0%
N	\$4,074,531	\$1,004,686 / 24.66%	\$459 / 0.01%	\$540,678 / 13.27%	\$463,549 / 11.38%	0 / 0%	0 / 0%	0 / 0%
S	***	\$1,836,096 / 49.21%	0 / 0%	\$93,000 / 2.49%	\$1,743,096 / 46.71%	0 / 0%	0 / 0%	0 / 0%
-TC	0	0 / 0%	0 / 0%	0 / 0%	0 / 0%	0 / 0%	0 / 0%	0 / 0%
-I	0	0 / 0%	0 / 0%	0 / 0%	0 / 0%	0 / 0%	0 / 0%	0 / 0%
	\$4,074,531	\$2,840,782 / 73.86%	\$459 / 0.01%	\$633,678 / 15.76%	\$2,206,645 / 58.09%	0 / 0%	0 / 0%	0 / 0%

*** DOLLARS REPORTED BUT NOT SHOWN IN THESE COLUMNS. T=TREASURY, N=NON-TREASURY, S=SUBCONTRACTOR FUNDS & PROCUREMENT CARD HUB PURCHASES, TC=TERM CONTRACT, I= INTER GOVERNMENTAL



TEXAS HISTORICALLY UNDERUTILIZED BUSINESS (HUB) SEMI-ANNUAL REPORT RECEIVED FOR FISCAL YEAR 2025

SECTION VII - STATE AGENCY EXPENDITURE DATA

FUND TYPE	TOTAL EXPENDITURE	TOTAL SPENT WITH HUBS AMOUNT / %	BLACK AMOUNT / %	HISPANIC AMOUNT / %	WOMAN AMOUNT / %	ASIAN PACIFIC AMOUNT / %	NATIVE AMERICAN AMOUNT / %	SERVICE-DISABLED VETERAN AMOUNT / %
-----------	-------------------	----------------------------------	------------------	---------------------	------------------	--------------------------	----------------------------	-------------------------------------

714 - UNIVERSITY OF TEXAS AT ARLINGTON - PROFESSIONAL SERVICES UNADJUSTED GOAL IS 23.7%

T	0	0 / 0%	0 / 0%	0 / 0%	0 / 0%	0 / 0%	0 / 0%	0 / 0%
N	\$2,671,447	\$46,598 / 1.74%	\$9,209 / 0.34%	0 / 0%	\$35,589 / 1.33%	\$1,800 / 0.07%	0 / 0%	0 / 0%
S	***	\$613,895 / 30.36%	0 / 0%	\$187,836 / 9.29%	\$408,959 / 20.22%	\$17,100 / 0.85%	0 / 0%	0 / 0%
-TC	0	0 / 0%	0 / 0%	0 / 0%	0 / 0%	0 / 0%	0 / 0%	0 / 0%
-I	0	0 / 0%	0 / 0%	0 / 0%	0 / 0%	0 / 0%	0 / 0%	0 / 0%
	\$2,671,447	\$660,493 / 32.10%	\$9,209 / 0.34%	\$187,836 / 9.29%	\$444,548 / 21.55%	\$18,900 / 0.91%	0 / 0%	0 / 0%

714 - UNIVERSITY OF TEXAS AT ARLINGTON - OTHER SERVICES UNADJUSTED GOAL IS 26%

T	-\$7,023	-\$7,023 / 100.00%	0 / 0%	0 / 0%	-\$7,023 / 100.00%	0 / 0%	0 / 0%	0 / 0%
N	\$55,102,619	\$5,553,877 / 10.08%	\$2,175,168 / 3.95%	\$290,813 / 0.53%	\$2,988,030 / 5.42%	\$99,866 / 0.18%	0 / 0%	0 / 0%
S	***	0 / 0%	0 / 0%	0 / 0%	0 / 0%	0 / 0%	0 / 0%	0 / 0%
-TC	0	0 / 0%	0 / 0%	0 / 0%	0 / 0%	0 / 0%	0 / 0%	0 / 0%
-I	0	0 / 0%	0 / 0%	0 / 0%	0 / 0%	0 / 0%	0 / 0%	0 / 0%
	\$55,095,596	\$5,546,855 / 110.08%	\$2,175,168 / 3.95%	\$290,813 / 0.53%	\$2,981,007 / 105.42%	\$99,866 / 0.18%	0 / 0%	0 / 0%

714 - UNIVERSITY OF TEXAS AT ARLINGTON - COMMODITY PURCHASING UNADJUSTED GOAL IS 21.1%

T	0	0 / 0%	0 / 0%	0 / 0%	0 / 0%	0 / 0%	0 / 0%	0 / 0%
N	\$27,556,756	\$2,437,750 / 8.85%	\$1,137,932 / 4.13%	\$319,157 / 1.16%	\$973,132 / 3.53%	\$7,529 / 0.03%	0 / 0%	0 / 0%
S	***	\$1,799,094 / 10.71%	\$913 / 0.01%	\$48,992 / 0.29%	\$1,512,557 / 9.00%	\$236,632 / 1.41%	0 / 0%	0 / 0%
-TC	0	0 / 0%	0 / 0%	0 / 0%	0 / 0%	0 / 0%	0 / 0%	0 / 0%
-I	0	0 / 0%	0 / 0%	0 / 0%	0 / 0%	0 / 0%	0 / 0%	0 / 0%
	\$27,556,756	\$4,236,843 / 19.56%	\$1,138,845 / 4.13%	\$368,149 / 1.45%	\$2,485,688 / 12.53%	\$244,161 / 1.44%	0 / 0%	0 / 0%

*** DOLLARS REPORTED BUT NOT SHOWN IN THESE COLUMNS. T=TREASURY, N=NON-TREASURY, S=SUBCONTRACTOR FUNDS & PROCUREMENT CARD HUB PURCHASES, TC=TERM CONTRACT, I= INTER GOVERNMENTAL



TEXAS HISTORICALLY UNDERUTILIZED BUSINESS (HUB) SEMI-ANNUAL REPORT RECEIVED FOR FISCAL YEAR 2025

SECTION VII - STATE AGENCY EXPENDITURE DATA

FUND TYPE	TOTAL EXPENDITURE	TOTAL SPENT WITH HUBS AMOUNT / %	BLACK AMOUNT / %	HISPANIC AMOUNT / %	WOMAN AMOUNT / %	ASIAN PACIFIC AMOUNT / %	NATIVE AMERICAN AMOUNT / %	SERVICE-DISABLED VETERAN AMOUNT / %
714 - UNIVERSITY OF TEXAS AT ARLINGTON - Statewide Grand Total Expenditures								
T	\$-7,023	-\$7,023 / 100.00%	0 / 0%	0 / 0%	-\$7,023 / 100.00%	0 / 0%	0 / 0%	0 / 0%
N	\$142,121,007	\$9,184,326 / 6.46%	\$3,322,768 / 2.34%	\$1,150,648 / 0.81%	\$4,601,716 / 3.24%	\$109,195 / 0.08%	0 / 0%	0 / 0%
S	***	\$12,822,302 / 17.04%	\$830,746 / 1.10%	\$2,427,063 / 3.22%	\$9,266,776 / 12.31%	\$253,732 / 0.34%	\$38,787 / 0.05%	\$5,198 / 0.01%
-TC	0	0 / 0%	0 / 0%	0 / 0%	0 / 0%	0 / 0%	0 / 0%	0 / 0%
-I	0	0 / 0%	0 / 0%	0 / 0%	0 / 0%	0 / 0%	0 / 0%	0 / 0%
	\$142,113,984	\$21,999,606 / 123.50%	\$4,153,514 / 3.44%	\$3,577,711 / 4.03%	\$13,861,469 / 115.55%	\$362,927 / 0.41%	\$38,787 / 0.05%	\$5,198 / 0.01%

*** DOLLARS REPORTED BUT NOT SHOWN IN THESE COLUMNS. T=TREASURY, N=NON-TREASURY, S=SUBCONTRACTOR FUNDS & PROCUREMENT CARD HUB PURCHASES, TC=TERM CONTRACT, I= INTER GOVERNMENTAL



TEXAS HISTORICALLY UNDERUTILIZED BUSINESS (HUB) SEMI-ANNUAL REPORT RECEIVED FOR FISCAL YEAR 2025

SECTION VII - STATE AGENCY EXPENDITURE DATA

FUND TYPE	TOTAL EXPENDITURE	TOTAL SPENT WITH HUBS AMOUNT / %	BLACK AMOUNT / %	HISPANIC AMOUNT / %	WOMAN AMOUNT / %	ASIAN PACIFIC AMOUNT / %	NATIVE AMERICAN AMOUNT / %	SERVICE- DISABLED VETERAN AMOUNT / %
-----------	-------------------	-------------------------------------	---------------------	------------------------	---------------------	--------------------------------	----------------------------------	---

715 - PRAIRIE VIEW A & M UNIVERSITY - HEAVY CONSTRUCTION UNADJUSTED GOAL IS 11.2%

T	0	0 / 0%	0 / 0%	0 / 0%	0 / 0%	0 / 0%	0 / 0%	0 / 0%
N	0	0 / 0%	0 / 0%	0 / 0%	0 / 0%	0 / 0%	0 / 0%	0 / 0%
S	***	0 / 0%	0 / 0%	0 / 0%	0 / 0%	0 / 0%	0 / 0%	0 / 0%
-TC	0	0 / 0%	0 / 0%	0 / 0%	0 / 0%	0 / 0%	0 / 0%	0 / 0%
-I	0	0 / 0%	0 / 0%	0 / 0%	0 / 0%	0 / 0%	0 / 0%	0 / 0%
	0	0 / 0%	0 / 0%	0 / 0%	0 / 0%	0 / 0%	0 / 0%	0 / 0%

715 - PRAIRIE VIEW A & M UNIVERSITY - BUILDING CONSTRUCTION UNADJUSTED GOAL IS 21.1%

T	0	0 / 0%	0 / 0%	0 / 0%	0 / 0%	0 / 0%	0 / 0%	0 / 0%
N	\$2,020,439	\$57,512 / 2.85%	0 / 0%	0 / 0%	\$57,512 / 2.85%	0 / 0%	0 / 0%	0 / 0%
S	***	0 / 0%	0 / 0%	0 / 0%	0 / 0%	0 / 0%	0 / 0%	0 / 0%
-TC	0	0 / 0%	0 / 0%	0 / 0%	0 / 0%	0 / 0%	0 / 0%	0 / 0%
-I	0	0 / 0%	0 / 0%	0 / 0%	0 / 0%	0 / 0%	0 / 0%	0 / 0%
	\$2,020,439	\$57,512 / 2.85%	0 / 0%	0 / 0%	\$57,512 / 2.85%	0 / 0%	0 / 0%	0 / 0%

715 - PRAIRIE VIEW A & M UNIVERSITY - SPECIAL TRADE UNADJUSTED GOAL IS 32.9%

T	0	0 / 0%	0 / 0%	0 / 0%	0 / 0%	0 / 0%	0 / 0%	0 / 0%
N	\$5,502,289	\$109,826 / 2.00%	\$100 / 0.00%	\$81,769 / 1.49%	\$15,557 / 0.28%	0 / 0%	\$12,400 / 0.23%	0 / 0%
S	***	0 / 0%	0 / 0%	0 / 0%	0 / 0%	0 / 0%	0 / 0%	0 / 0%
-TC	0	0 / 0%	0 / 0%	0 / 0%	0 / 0%	0 / 0%	0 / 0%	0 / 0%
-I	0	0 / 0%	0 / 0%	0 / 0%	0 / 0%	0 / 0%	0 / 0%	0 / 0%
	\$5,502,289	\$109,826 / 2.00%	\$100 / 0.00%	\$81,769 / 1.49%	\$15,557 / 0.28%	0 / 0%	\$12,400 / 0.23%	0 / 0%

*** DOLLARS REPORTED BUT NOT SHOWN IN THESE COLUMNS. T=TREASURY, N=NON-TREASURY, S=SUBCONTRACTOR FUNDS & PROCUREMENT CARD HUB PURCHASES, TC=TERM CONTRACT, I= INTER GOVERNMENT



TEXAS HISTORICALLY UNDERUTILIZED BUSINESS (HUB) SEMI-ANNUAL REPORT RECEIVED FOR FISCAL YEAR 2025

SECTION VII - STATE AGENCY EXPENDITURE DATA

FUND TYPE	TOTAL EXPENDITURE	TOTAL SPENT WITH HUBS AMOUNT / %	BLACK AMOUNT / %	HISPANIC AMOUNT / %	WOMAN AMOUNT / %	ASIAN PACIFIC AMOUNT / %	NATIVE AMERICAN AMOUNT / %	SERVICE-DISABLED VETERAN AMOUNT / %
-----------	-------------------	----------------------------------	------------------	---------------------	------------------	--------------------------	----------------------------	-------------------------------------

715 - PRAIRIE VIEW A & M UNIVERSITY - PROFESSIONAL SERVICES UNADJUSTED GOAL IS 23.7%

T	0	0 / 0%	0 / 0%	0 / 0%	0 / 0%	0 / 0%	0 / 0%	0 / 0%
N	\$1,627,630	0 / 0%	0 / 0%	0 / 0%	0 / 0%	0 / 0%	0 / 0%	0 / 0%
S	***	0 / 0%	0 / 0%	0 / 0%	0 / 0%	0 / 0%	0 / 0%	0 / 0%
-TC	0	0 / 0%	0 / 0%	0 / 0%	0 / 0%	0 / 0%	0 / 0%	0 / 0%
-I	0	0 / 0%	0 / 0%	0 / 0%	0 / 0%	0 / 0%	0 / 0%	0 / 0%
	\$1,627,630	0 / 0%	0 / 0%	0 / 0%	0 / 0%	0 / 0%	0 / 0%	0 / 0%

715 - PRAIRIE VIEW A & M UNIVERSITY - OTHER SERVICES UNADJUSTED GOAL IS 26%

T	0	0 / 0%	0 / 0%	0 / 0%	0 / 0%	0 / 0%	0 / 0%	0 / 0%
N	\$42,150,449	\$2,033,450 / 4.82%	\$254,281 / 0.60%	\$664,929 / 1.58%	\$185,148 / 0.44%	\$929,092 / 2.20%	0 / 0%	0 / 0%
S	***	\$97 / 0.06%	0 / 0%	0 / 0%	\$97 / 0.06%	0 / 0%	0 / 0%	0 / 0%
-TC	0	0 / 0%	0 / 0%	0 / 0%	0 / 0%	0 / 0%	0 / 0%	0 / 0%
-I	0	0 / 0%	0 / 0%	0 / 0%	0 / 0%	0 / 0%	0 / 0%	0 / 0%
	\$42,150,449	\$2,033,547 / 4.89%	\$254,281 / 0.60%	\$664,929 / 1.58%	\$185,245 / 0.50%	\$929,092 / 2.20%	0 / 0%	0 / 0%

715 - PRAIRIE VIEW A & M UNIVERSITY - COMMODITY PURCHASING UNADJUSTED GOAL IS 21.1%

T	0	0 / 0%	0 / 0%	0 / 0%	0 / 0%	0 / 0%	0 / 0%	0 / 0%
N	\$22,027,323	\$6,775,585 / 30.76%	\$3,501,010 / 15.89%	\$1,373,907 / 6.24%	\$679,391 / 3.08%	\$1,221,276 / 5.54%	0 / 0%	0 / 0%
S	***	\$875 / 0.09%	0 / 0%	\$118 / 0.01%	0 / 0%	\$757 / 0.08%	0 / 0%	0 / 0%
-TC	0	0 / 0%	0 / 0%	0 / 0%	0 / 0%	0 / 0%	0 / 0%	0 / 0%
-I	0	0 / 0%	0 / 0%	0 / 0%	0 / 0%	0 / 0%	0 / 0%	0 / 0%
	\$22,027,323	\$6,776,460 / 30.85%	\$3,501,010 / 15.89%	\$1,374,025 / 6.25%	\$679,391 / 3.08%	\$1,222,033 / 5.62%	0 / 0%	0 / 0%

*** DOLLARS REPORTED BUT NOT SHOWN IN THESE COLUMNS. T=TREASURY, N=NON-TREASURY, S=SUBCONTRACTOR FUNDS & PROCUREMENT CARD HUB PURCHASES, TC=TERM CONTRACT, I= INTER GOVERNMENTAL



TEXAS HISTORICALLY UNDERUTILIZED BUSINESS (HUB) SEMI-ANNUAL REPORT RECEIVED FOR FISCAL YEAR 2025

SECTION VII - STATE AGENCY EXPENDITURE DATA

FUND TYPE	TOTAL EXPENDITURE	TOTAL SPENT WITH HUBS AMOUNT / %	BLACK AMOUNT / %	HISPANIC AMOUNT / %	WOMAN AMOUNT / %	ASIAN PACIFIC AMOUNT / %	NATIVE AMERICAN AMOUNT / %	SERVICE-DISABLED VETERAN AMOUNT / %
715 - PRAIRIE VIEW A & M UNIVERSITY - Statewide Grand Total Expenditures								
T	0	0 / 0%	0 / 0%	0 / 0%	0 / 0%	0 / 0%	0 / 0%	0 / 0%
N	\$73,328,130	\$8,976,373 / 12.24%	\$3,755,391 / 5.12%	\$2,120,605 / 2.89%	\$937,608 / 1.28%	\$2,150,368 / 2.93%	\$12,400 / 0.02%	0 / 0%
S	***	\$972 / 0.08%	0 / 0%	\$118 / 0.01%	\$97 / 0.01%	\$757 / 0.07%	0 / 0%	0 / 0%
-TC	0	0 / 0%	0 / 0%	0 / 0%	0 / 0%	0 / 0%	0 / 0%	0 / 0%
-I	0	0 / 0%	0 / 0%	0 / 0%	0 / 0%	0 / 0%	0 / 0%	0 / 0%
	\$73,328,130	\$8,977,345 / 12.33%	\$3,755,391 / 5.12%	\$2,120,723 / 2.90%	\$937,706 / 1.29%	\$2,151,125 / 3.00%	\$12,400 / 0.02%	0 / 0%

*** DOLLARS REPORTED BUT NOT SHOWN IN THESE COLUMNS. T=TREASURY, N=NON-TREASURY, S=SUBCONTRACTOR FUNDS & PROCUREMENT CARD HUB PURCHASES, TC=TERM CONTRACT, I= INTER GOVERNMENTAL



TEXAS HISTORICALLY UNDERUTILIZED BUSINESS (HUB) SEMI-ANNUAL REPORT RECEIVED FOR FISCAL YEAR 2025

SECTION VII - STATE AGENCY EXPENDITURE DATA

FUND TYPE	TOTAL EXPENDITURE	TOTAL SPENT WITH HUBS AMOUNT / %	BLACK AMOUNT / %	HISPANIC AMOUNT / %	WOMAN AMOUNT / %	ASIAN PACIFIC AMOUNT / %	NATIVE AMERICAN AMOUNT / %	SERVICE-DISABLED VETERAN AMOUNT / %
-----------	-------------------	----------------------------------	------------------	---------------------	------------------	--------------------------	----------------------------	-------------------------------------

716 - TEXAS A&M ENGINEERING EXTENSION SERV - HEAVY CONSTRUCTION UNADJUSTED GOAL IS 11.2%

T	0	0 / 0%	0 / 0%	0 / 0%	0 / 0%	0 / 0%	0 / 0%	0 / 0%
N	\$236,847	\$50,980 / 21.52%	0 / 0%	0 / 0%	\$50,980 / 21.52%	0 / 0%	0 / 0%	0 / 0%
S	***	0 / 0%	0 / 0%	0 / 0%	0 / 0%	0 / 0%	0 / 0%	0 / 0%
-TC	0	0 / 0%	0 / 0%	0 / 0%	0 / 0%	0 / 0%	0 / 0%	0 / 0%
-I	0	0 / 0%	0 / 0%	0 / 0%	0 / 0%	0 / 0%	0 / 0%	0 / 0%
	\$236,847	\$50,980 / 21.52%	0 / 0%	0 / 0%	\$50,980 / 21.52%	0 / 0%	0 / 0%	0 / 0%

716 - TEXAS A&M ENGINEERING EXTENSION SERV - BUILDING CONSTRUCTION UNADJUSTED GOAL IS 21.1%

T	0	0 / 0%	0 / 0%	0 / 0%	0 / 0%	0 / 0%	0 / 0%	0 / 0%
N	\$906,334	\$21,356 / 2.36%	0 / 0%	0 / 0%	\$21,356 / 2.36%	0 / 0%	0 / 0%	0 / 0%
S	***	0 / 0%	0 / 0%	0 / 0%	0 / 0%	0 / 0%	0 / 0%	0 / 0%
-TC	0	0 / 0%	0 / 0%	0 / 0%	0 / 0%	0 / 0%	0 / 0%	0 / 0%
-I	0	0 / 0%	0 / 0%	0 / 0%	0 / 0%	0 / 0%	0 / 0%	0 / 0%
	\$906,334	\$21,356 / 2.36%	0 / 0%	0 / 0%	\$21,356 / 2.36%	0 / 0%	0 / 0%	0 / 0%

716 - TEXAS A&M ENGINEERING EXTENSION SERV - SPECIAL TRADE UNADJUSTED GOAL IS 32.9%

T	0	0 / 0%	0 / 0%	0 / 0%	0 / 0%	0 / 0%	0 / 0%	0 / 0%
N	\$823,073	\$154,890 / 18.82%	0 / 0%	\$8,428 / 1.02%	\$146,462 / 17.79%	0 / 0%	0 / 0%	0 / 0%
S	***	\$9,200 / 1.64%	0 / 0%	0 / 0%	\$9,200 / 1.64%	0 / 0%	0 / 0%	0 / 0%
-TC	0	0 / 0%	0 / 0%	0 / 0%	0 / 0%	0 / 0%	0 / 0%	0 / 0%
-I	0	0 / 0%	0 / 0%	0 / 0%	0 / 0%	0 / 0%	0 / 0%	0 / 0%
	\$823,073	\$164,090 / 20.46%	0 / 0%	\$8,428 / 1.02%	\$155,662 / 19.44%	0 / 0%	0 / 0%	0 / 0%

*** DOLLARS REPORTED BUT NOT SHOWN IN THESE COLUMNS. T=TREASURY, N=NON-TREASURY, S=SUBCONTRACTOR FUNDS & PROCUREMENT CARD HUB PURCHASES, TC=TERM CONTRACT, I= INTER GOVERNMENTAL



TEXAS HISTORICALLY UNDERUTILIZED BUSINESS (HUB) SEMI-ANNUAL REPORT RECEIVED FOR FISCAL YEAR 2025

SECTION VII - STATE AGENCY EXPENDITURE DATA

FUND TYPE	TOTAL EXPENDITURE	TOTAL SPENT WITH HUBS AMOUNT / %	BLACK AMOUNT / %	HISPANIC AMOUNT / %	WOMAN AMOUNT / %	ASIAN PACIFIC AMOUNT / %	NATIVE AMERICAN AMOUNT / %	SERVICE-DISABLED VETERAN AMOUNT / %
-----------	-------------------	----------------------------------	------------------	---------------------	------------------	--------------------------	----------------------------	-------------------------------------

716 - TEXAS A&M ENGINEERING EXTENSION SERV - PROFESSIONAL SERVICES UNADJUSTED GOAL IS 23.7%

T	0	0 / 0%	0 / 0%	0 / 0%	0 / 0%	0 / 0%	0 / 0%	0 / 0%
N	\$37,672	\$21,577 / 57.28%	0 / 0%	0 / 0%	\$21,577 / 57.28%	0 / 0%	0 / 0%	0 / 0%
S	***	0 / 0%	0 / 0%	0 / 0%	0 / 0%	0 / 0%	0 / 0%	0 / 0%
-TC	0	0 / 0%	0 / 0%	0 / 0%	0 / 0%	0 / 0%	0 / 0%	0 / 0%
-I	0	0 / 0%	0 / 0%	0 / 0%	0 / 0%	0 / 0%	0 / 0%	0 / 0%
	\$37,672	\$21,577 / 57.28%	0 / 0%	0 / 0%	\$21,577 / 57.28%	0 / 0%	0 / 0%	0 / 0%

716 - TEXAS A&M ENGINEERING EXTENSION SERV - OTHER SERVICES UNADJUSTED GOAL IS 26%

T	\$274	0 / 0%	0 / 0%	0 / 0%	0 / 0%	0 / 0%	0 / 0%	0 / 0%
N	\$3,383,655	\$247,641 / 7.32%	\$81,769 / 2.42%	\$41,205 / 1.22%	\$124,667 / 3.68%	0 / 0%	0 / 0%	0 / 0%
S	***	\$2,922 / 0.22%	0 / 0%	\$1,514 / 0.11%	\$1,408 / 0.11%	0 / 0%	0 / 0%	0 / 0%
-TC	\$238,798	0 / 0%	0 / 0%	0 / 0%	0 / 0%	0 / 0%	0 / 0%	0 / 0%
-I	\$274	0 / 0%	0 / 0%	0 / 0%	0 / 0%	0 / 0%	0 / 0%	0 / 0%
	\$3,144,857	\$250,563 / 7.54%	\$81,769 / 2.42%	\$42,719 / 1.33%	\$126,075 / 3.79%	0 / 0%	0 / 0%	0 / 0%

716 - TEXAS A&M ENGINEERING EXTENSION SERV - COMMODITY PURCHASING UNADJUSTED GOAL IS 21.1%

T	0	0 / 0%	0 / 0%	0 / 0%	0 / 0%	0 / 0%	0 / 0%	0 / 0%
N	\$6,632,742	\$946,267 / 14.27%	\$518,205 / 7.81%	\$130,286 / 1.96%	\$286,086 / 4.31%	\$9,800 / 0.15%	0 / 0%	\$1,890 / 0.03%
S	***	\$75,487 / 2.77%	\$4,104 / 0.15%	\$52,263 / 1.92%	\$19,120 / 0.70%	0 / 0%	0 / 0%	0 / 0%
-TC	\$115,404	0 / 0%	0 / 0%	0 / 0%	0 / 0%	0 / 0%	0 / 0%	0 / 0%
-I	0	0 / 0%	0 / 0%	0 / 0%	0 / 0%	0 / 0%	0 / 0%	0 / 0%
	\$6,517,338	\$1,021,754 / 17.04%	\$522,308 / 7.96%	\$182,549 / 3.88%	\$305,206 / 5.02%	\$9,800 / 0.15%	0 / 0%	\$1,890 / 0.03%

*** DOLLARS REPORTED BUT NOT SHOWN IN THESE COLUMNS. T=TREASURY, N=NON-TREASURY, S=SUBCONTRACTOR FUNDS & PROCUREMENT CARD HUB PURCHASES, TC=TERM CONTRACT, I= INTER GOVERNMENTAL



TEXAS HISTORICALLY UNDERUTILIZED BUSINESS (HUB) SEMI-ANNUAL REPORT RECEIVED FOR FISCAL YEAR 2025

SECTION VII - STATE AGENCY EXPENDITURE DATA

FUND TYPE	TOTAL EXPENDITURE	TOTAL SPENT WITH HUBS AMOUNT / %	BLACK AMOUNT / %	HISPANIC AMOUNT / %	WOMAN AMOUNT / %	ASIAN PACIFIC AMOUNT / %	NATIVE AMERICAN AMOUNT / %	SERVICE-DISABLED VETERAN AMOUNT / %
716 - TEXAS A&M ENGINEERING EXTENSION SERV - Statewide Grand Total Expenditures								
T	\$274	0 / 0%	0 / 0%	0 / 0%	0 / 0%	0 / 0%	0 / 0%	0 / 0%
N	\$12,020,323	\$1,442,711 / 12.00%	\$599,973 / 4.99%	\$179,919 / 1.50%	\$651,129 / 5.42%	\$9,800 / 0.08%	0 / 0%	\$1,890 / 0.02%
S	***	\$87,608 / 1.90%	\$4,104 / 0.09%	\$53,777 / 1.17%	\$29,727 / 0.64%	0 / 0%	0 / 0%	0 / 0%
-TC	\$354,202	0 / 0%	0 / 0%	0 / 0%	0 / 0%	0 / 0%	0 / 0%	0 / 0%
-I	\$274	0 / 0%	0 / 0%	0 / 0%	0 / 0%	0 / 0%	0 / 0%	0 / 0%
	\$11,666,121	\$1,530,319 / 13.90%	\$604,077 / 5.08%	\$233,696 / 2.66%	\$680,856 / 6.06%	\$9,800 / 0.08%	0 / 0%	\$1,890 / 0.02%

*** DOLLARS REPORTED BUT NOT SHOWN IN THESE COLUMNS. T=TREASURY, N=NON-TREASURY, S=SUBCONTRACTOR FUNDS & PROCUREMENT CARD HUB PURCHASES, TC=TERM CONTRACT, I= INTER GOVERNMENTAL



TEXAS HISTORICALLY UNDERUTILIZED BUSINESS (HUB) SEMI-ANNUAL REPORT RECEIVED FOR FISCAL YEAR 2025

SECTION VII - STATE AGENCY EXPENDITURE DATA

FUND TYPE	TOTAL EXPENDITURE	TOTAL SPENT WITH HUBS AMOUNT / %	BLACK AMOUNT / %	HISPANIC AMOUNT / %	WOMAN AMOUNT / %	ASIAN PACIFIC AMOUNT / %	NATIVE AMERICAN AMOUNT / %	SERVICE-DISABLED VETERAN AMOUNT / %
-----------	-------------------	----------------------------------	------------------	---------------------	------------------	--------------------------	----------------------------	-------------------------------------

717 - TEXAS SOUTHERN UNIVERSITY - HEAVY CONSTRUCTION UNADJUSTED GOAL IS 11.2%

T	\$388,708	0 / 0%	0 / 0%	0 / 0%	0 / 0%	0 / 0%	0 / 0%	0 / 0%
N	\$44,700	\$31,800 / 71.14%	\$31,800 / 71.14%	0 / 0%	0 / 0%	0 / 0%	0 / 0%	0 / 0%
S	***	0 / 0%	0 / 0%	0 / 0%	0 / 0%	0 / 0%	0 / 0%	0 / 0%
-TC	0	0 / 0%	0 / 0%	0 / 0%	0 / 0%	0 / 0%	0 / 0%	0 / 0%
-I	0	0 / 0%	0 / 0%	0 / 0%	0 / 0%	0 / 0%	0 / 0%	0 / 0%
	\$433,408	\$31,800 / 71.14%	\$31,800 / 71.14%	0 / 0%	0 / 0%	0 / 0%	0 / 0%	0 / 0%

717 - TEXAS SOUTHERN UNIVERSITY - BUILDING CONSTRUCTION UNADJUSTED GOAL IS 21.1%

T	\$72,994	0 / 0%	0 / 0%	0 / 0%	0 / 0%	0 / 0%	0 / 0%	0 / 0%
N	\$3,431,960	\$1,029,944 / 30.01%	\$276,380 / 8.05%	\$753,564 / 21.96%	0 / 0%	0 / 0%	0 / 0%	0 / 0%
S	***	0 / 0%	0 / 0%	0 / 0%	0 / 0%	0 / 0%	0 / 0%	0 / 0%
-TC	0	0 / 0%	0 / 0%	0 / 0%	0 / 0%	0 / 0%	0 / 0%	0 / 0%
-I	0	0 / 0%	0 / 0%	0 / 0%	0 / 0%	0 / 0%	0 / 0%	0 / 0%
	\$3,504,953	\$1,029,944 / 30.01%	\$276,380 / 8.05%	\$753,564 / 21.96%	0 / 0%	0 / 0%	0 / 0%	0 / 0%

717 - TEXAS SOUTHERN UNIVERSITY - SPECIAL TRADE UNADJUSTED GOAL IS 32.9%

T	\$4,983,699	\$2,839,388 / 56.97%	\$1,663,661 / 33.38%	\$1,051,537 / 21.10%	\$18,549 / 0.37%	0 / 0%	\$105,641 / 2.12%	0 / 0%
N	\$3,021,413	\$938,288 / 31.05%	\$736,342 / 24.37%	\$78,520 / 2.60%	\$105,647 / 3.50%	0 / 0%	\$17,779 / 0.59%	0 / 0%
S	***	0 / 0%	0 / 0%	0 / 0%	0 / 0%	0 / 0%	0 / 0%	0 / 0%
-TC	0	0 / 0%	0 / 0%	0 / 0%	0 / 0%	0 / 0%	0 / 0%	0 / 0%
-I	0	0 / 0%	0 / 0%	0 / 0%	0 / 0%	0 / 0%	0 / 0%	0 / 0%
	\$8,005,113	\$3,777,675 / 88.03%	\$2,400,003 / 57.75%	\$1,130,057 / 23.70%	\$124,195 / 3.87%	0 / 0%	\$123,420 / 2.71%	0 / 0%

*** DOLLARS REPORTED BUT NOT SHOWN IN THESE COLUMNS. T=TREASURY, N=NON-TREASURY, S=SUBCONTRACTOR FUNDS & PROCUREMENT CARD HUB PURCHASES, TC=TERM CONTRACT, I= INTER GOVERNMENTAL



TEXAS HISTORICALLY UNDERUTILIZED BUSINESS (HUB) SEMI-ANNUAL REPORT RECEIVED FOR FISCAL YEAR 2025

SECTION VII - STATE AGENCY EXPENDITURE DATA

FUND TYPE	TOTAL EXPENDITURE	TOTAL SPENT WITH HUBS AMOUNT / %	BLACK AMOUNT / %	HISPANIC AMOUNT / %	WOMAN AMOUNT / %	ASIAN PACIFIC AMOUNT / %	NATIVE AMERICAN AMOUNT / %	SERVICE-DISABLED VETERAN AMOUNT / %
-----------	-------------------	----------------------------------	------------------	---------------------	------------------	--------------------------	----------------------------	-------------------------------------

717 - TEXAS SOUTHERN UNIVERSITY - PROFESSIONAL SERVICES UNADJUSTED GOAL IS 23.7%

T	\$272,828	\$94,465 / 34.62%	\$94,465 / 34.62%	0 / 0%	0 / 0%	0 / 0%	0 / 0%	0 / 0%
N	\$273,500	0 / 0%	0 / 0%	0 / 0%	0 / 0%	0 / 0%	0 / 0%	0 / 0%
S	***	0 / 0%	0 / 0%	0 / 0%	0 / 0%	0 / 0%	0 / 0%	0 / 0%
-TC	0	0 / 0%	0 / 0%	0 / 0%	0 / 0%	0 / 0%	0 / 0%	0 / 0%
-I	0	0 / 0%	0 / 0%	0 / 0%	0 / 0%	0 / 0%	0 / 0%	0 / 0%
	\$546,328	\$94,465 / 34.62%	\$94,465 / 34.62%	0 / 0%	0 / 0%	0 / 0%	0 / 0%	0 / 0%

717 - TEXAS SOUTHERN UNIVERSITY - OTHER SERVICES UNADJUSTED GOAL IS 26%

T	\$1,331,370	\$54,023 / 4.06%	\$5,500 / 0.41%	0 / 0%	\$48,523 / 3.64%	0 / 0%	0 / 0%	0 / 0%
N	\$12,178,585	\$391,229 / 3.21%	\$293,965 / 2.41%	\$78,424 / 0.64%	\$17,840 / 0.15%	\$1,000 / 0.01%	0 / 0%	0 / 0%
S	***	0 / 0%	0 / 0%	0 / 0%	0 / 0%	0 / 0%	0 / 0%	0 / 0%
-TC	0	0 / 0%	0 / 0%	0 / 0%	0 / 0%	0 / 0%	0 / 0%	0 / 0%
-I	0	0 / 0%	0 / 0%	0 / 0%	0 / 0%	0 / 0%	0 / 0%	0 / 0%
	\$13,509,955	\$445,252 / 7.27%	\$299,465 / 2.83%	\$78,424 / 0.64%	\$66,363 / 3.79%	\$1,000 / 0.01%	0 / 0%	0 / 0%

717 - TEXAS SOUTHERN UNIVERSITY - COMMODITY PURCHASING UNADJUSTED GOAL IS 21.1%

T	\$1,829,435	\$595,965 / 32.58%	\$587,908 / 32.14%	\$1,195 / 0.07%	\$6,863 / 0.38%	0 / 0%	0 / 0%	0 / 0%
N	\$8,756,627	\$1,659,423 / 18.95%	\$1,333,074 / 15.22%	\$262,513 / 3.00%	\$56,974 / 0.65%	\$5,282 / 0.06%	0 / 0%	\$1,580 / 0.02%
S	***	0 / 0%	0 / 0%	0 / 0%	0 / 0%	0 / 0%	0 / 0%	0 / 0%
-TC	0	0 / 0%	0 / 0%	0 / 0%	0 / 0%	0 / 0%	0 / 0%	0 / 0%
-I	0	0 / 0%	0 / 0%	0 / 0%	0 / 0%	0 / 0%	0 / 0%	0 / 0%
	\$10,586,062	\$2,255,389 / 51.53%	\$1,920,983 / 47.36%	\$263,708 / 3.06%	\$63,836 / 1.03%	\$5,282 / 0.06%	0 / 0%	\$1,580 / 0.02%

*** DOLLARS REPORTED BUT NOT SHOWN IN THESE COLUMNS. T=TREASURY, N=NON-TREASURY, S=SUBCONTRACTOR FUNDS & PROCUREMENT CARD HUB PURCHASES, TC=TERM CONTRACT, I= INTER GOVERNMENTAL



TEXAS HISTORICALLY UNDERUTILIZED BUSINESS (HUB) SEMI-ANNUAL REPORT RECEIVED FOR FISCAL YEAR 2025

SECTION VII - STATE AGENCY EXPENDITURE DATA

FUND TYPE	TOTAL EXPENDITURE	TOTAL SPENT WITH HUBS AMOUNT / %	BLACK AMOUNT / %	HISPANIC AMOUNT / %	WOMAN AMOUNT / %	ASIAN PACIFIC AMOUNT / %	NATIVE AMERICAN AMOUNT / %	SERVICE-DISABLED VETERAN AMOUNT / %
717 - TEXAS SOUTHERN UNIVERSITY - Statewide Grand Total Expenditures								
T	\$8,879,034	\$3,583,841 / 40.36%	\$2,351,534 / 26.48%	\$1,052,732 / 11.86%	\$73,935 / 0.83%	0 / 0%	\$105,641 / 1.19%	0 / 0%
N	\$27,706,784	\$4,050,683 / 14.62%	\$2,671,561 / 9.64%	\$1,173,021 / 4.23%	\$180,460 / 0.65%	\$6,282 / 0.02%	\$17,779 / 0.06%	\$1,580 / 0.01%
S	***	0 / 0%	0 / 0%	0 / 0%	0 / 0%	0 / 0%	0 / 0%	0 / 0%
-TC	0	0 / 0%	0 / 0%	0 / 0%	0 / 0%	0 / 0%	0 / 0%	0 / 0%
-I	0	0 / 0%	0 / 0%	0 / 0%	0 / 0%	0 / 0%	0 / 0%	0 / 0%
	\$36,585,818	\$7,634,525 / 54.98%	\$5,023,096 / 36.13%	\$2,225,753 / 16.09%	\$254,395 / 1.48%	\$6,282 / 0.02%	\$123,420 / 1.25%	\$1,580 / 0.01%

*** DOLLARS REPORTED BUT NOT SHOWN IN THESE COLUMNS. T=TREASURY, N=NON-TREASURY, S=SUBCONTRACTOR FUNDS & PROCUREMENT CARD HUB PURCHASES, TC=TERM CONTRACT, I= INTER GOVERNMENTAL



TEXAS HISTORICALLY UNDERUTILIZED BUSINESS (HUB) SEMI-ANNUAL REPORT RECEIVED FOR FISCAL YEAR 2025

SECTION VII - STATE AGENCY EXPENDITURE DATA

FUND TYPE	TOTAL EXPENDITURE	TOTAL SPENT WITH HUBS AMOUNT / %	BLACK AMOUNT / %	HISPANIC AMOUNT / %	WOMAN AMOUNT / %	ASIAN PACIFIC AMOUNT / %	NATIVE AMERICAN AMOUNT / %	SERVICE- DISABLED VETERAN AMOUNT / %
-----------	-------------------	-------------------------------------	---------------------	------------------------	---------------------	--------------------------------	----------------------------------	---

718 - TEXAS A & M UNIVERSITY AT GALVESTON - HEAVY CONSTRUCTION UNADJUSTED GOAL IS 11.2%

T	0	0 / 0%	0 / 0%	0 / 0%	0 / 0%	0 / 0%	0 / 0%	0 / 0%
N	0	0 / 0%	0 / 0%	0 / 0%	0 / 0%	0 / 0%	0 / 0%	0 / 0%
S	***	0 / 0%	0 / 0%	0 / 0%	0 / 0%	0 / 0%	0 / 0%	0 / 0%
-TC	0	0 / 0%	0 / 0%	0 / 0%	0 / 0%	0 / 0%	0 / 0%	0 / 0%
-I	0	0 / 0%	0 / 0%	0 / 0%	0 / 0%	0 / 0%	0 / 0%	0 / 0%
	0	0 / 0%	0 / 0%	0 / 0%	0 / 0%	0 / 0%	0 / 0%	0 / 0%

718 - TEXAS A & M UNIVERSITY AT GALVESTON - BUILDING CONSTRUCTION UNADJUSTED GOAL IS 21.1%

T	0	0 / 0%	0 / 0%	0 / 0%	0 / 0%	0 / 0%	0 / 0%	0 / 0%
N	0	0 / 0%	0 / 0%	0 / 0%	0 / 0%	0 / 0%	0 / 0%	0 / 0%
S	***	0 / 0%	0 / 0%	0 / 0%	0 / 0%	0 / 0%	0 / 0%	0 / 0%
-TC	0	0 / 0%	0 / 0%	0 / 0%	0 / 0%	0 / 0%	0 / 0%	0 / 0%
-I	0	0 / 0%	0 / 0%	0 / 0%	0 / 0%	0 / 0%	0 / 0%	0 / 0%
	0	0 / 0%	0 / 0%	0 / 0%	0 / 0%	0 / 0%	0 / 0%	0 / 0%

718 - TEXAS A & M UNIVERSITY AT GALVESTON - SPECIAL TRADE UNADJUSTED GOAL IS 32.9%

T	0	0 / 0%	0 / 0%	0 / 0%	0 / 0%	0 / 0%	0 / 0%	0 / 0%
N	\$381,755	\$4,610 / 1.21%	0 / 0%	0 / 0%	\$4,610 / 1.21%	0 / 0%	0 / 0%	0 / 0%
S	***	\$67,042 / 17.56%	0 / 0%	\$58,330 / 15.28%	\$8,712 / 2.28%	0 / 0%	0 / 0%	0 / 0%
-TC	0	0 / 0%	0 / 0%	0 / 0%	0 / 0%	0 / 0%	0 / 0%	0 / 0%
-I	0	0 / 0%	0 / 0%	0 / 0%	0 / 0%	0 / 0%	0 / 0%	0 / 0%
	\$381.755	\$71.652 / 18.77%	0 / 0%	\$58.330 / 15.28%	\$13.322 / 3.49%	0 / 0%	0 / 0%	0 / 0%

*** DOLLARS REPORTED BUT NOT SHOWN IN THESE COLUMNS. T=TREASURY, N=NON-TREASURY, S=SUBCONTRACTOR FUNDS & PROCUREMENT CARD HUB PURCHASES, TC=TERM CONTRACT, I= INTER GOVERNMENT



TEXAS HISTORICALLY UNDERUTILIZED BUSINESS (HUB) SEMI-ANNUAL REPORT RECEIVED FOR FISCAL YEAR 2025

SECTION VII - STATE AGENCY EXPENDITURE DATA

FUND TYPE	TOTAL EXPENDITURE	TOTAL SPENT WITH HUBS AMOUNT / %	BLACK AMOUNT / %	HISPANIC AMOUNT / %	WOMAN AMOUNT / %	ASIAN PACIFIC AMOUNT / %	NATIVE AMERICAN AMOUNT / %	SERVICE-DISABLED VETERAN AMOUNT / %
-----------	-------------------	----------------------------------	------------------	---------------------	------------------	--------------------------	----------------------------	-------------------------------------

718 - TEXAS A & M UNIVERSITY AT GALVESTON - PROFESSIONAL SERVICES UNADJUSTED GOAL IS 23.7%

T	0	0 / 0%	0 / 0%	0 / 0%	0 / 0%	0 / 0%	0 / 0%	0 / 0%
N	\$18,380	0 / 0%	0 / 0%	0 / 0%	0 / 0%	0 / 0%	0 / 0%	0 / 0%
S	***	0 / 0%	0 / 0%	0 / 0%	0 / 0%	0 / 0%	0 / 0%	0 / 0%
-TC	0	0 / 0%	0 / 0%	0 / 0%	0 / 0%	0 / 0%	0 / 0%	0 / 0%
-I	0	0 / 0%	0 / 0%	0 / 0%	0 / 0%	0 / 0%	0 / 0%	0 / 0%
	\$18,380	0 / 0%	0 / 0%	0 / 0%	0 / 0%	0 / 0%	0 / 0%	0 / 0%

718 - TEXAS A & M UNIVERSITY AT GALVESTON - OTHER SERVICES UNADJUSTED GOAL IS 26%

T	\$-11,004	0 / 0%	0 / 0%	0 / 0%	0 / 0%	0 / 0%	0 / 0%	0 / 0%
N	\$14,129,529	\$1,656,408 / 11.72%	0 / 0%	\$688 / 0.00%	\$108,930 / 0.77%	\$1,545,314 / 10.94%	0 / 0%	\$1,476 / 0.01%
S	***	\$1,828,684 / 15.48%	\$15,890 / 0.13%	\$407,627 / 3.45%	\$972,226 / 8.23%	\$57,455 / 0.49%	\$375,485 / 3.18%	0 / 0%
-TC	0	0 / 0%	0 / 0%	0 / 0%	0 / 0%	0 / 0%	0 / 0%	0 / 0%
-I	0	0 / 0%	0 / 0%	0 / 0%	0 / 0%	0 / 0%	0 / 0%	0 / 0%
	\$14,118,525	\$3,485,092 / 27.21%	\$15,890 / 0.13%	\$408,315 / 3.46%	\$1,081,155 / 9.00%	\$1,602,770 / 11.42%	\$375,485 / 3.18%	\$1,476 / 0.01%

718 - TEXAS A & M UNIVERSITY AT GALVESTON - COMMODITY PURCHASING UNADJUSTED GOAL IS 21.1%

T	\$-5,515	-\$3,260 / 59.12%	0 / 0%	-\$3,260 / 59.12%	0 / 0%	0 / 0%	0 / 0%	0 / 0%
N	\$2,439,087	\$230,918 / 9.47%	\$72,490 / 2.97%	\$70,225 / 2.88%	\$87,511 / 3.59%	\$693 / 0.03%	0 / 0%	0 / 0%
S	***	\$296,389 / 19.69%	\$135 / 0.01%	\$18,345 / 1.22%	\$277,909 / 18.46%	0 / 0%	0 / 0%	0 / 0%
-TC	0	0 / 0%	0 / 0%	0 / 0%	0 / 0%	0 / 0%	0 / 0%	0 / 0%
-I	0	0 / 0%	0 / 0%	0 / 0%	0 / 0%	0 / 0%	0 / 0%	0 / 0%
	\$2,433,573	\$524,047 / 88.27%	\$72,624 / 2.98%	\$85,310 / 63.21%	\$365,420 / 22.05%	\$693 / 0.03%	0 / 0%	0 / 0%

*** DOLLARS REPORTED BUT NOT SHOWN IN THESE COLUMNS. T=TREASURY, N=NON-TREASURY, S=SUBCONTRACTOR FUNDS & PROCUREMENT CARD HUB PURCHASES, TC=TERM CONTRACT, I= INTER GOVERNMENTAL



TEXAS HISTORICALLY UNDERUTILIZED BUSINESS (HUB) SEMI-ANNUAL REPORT RECEIVED FOR FISCAL YEAR 2025

SECTION VII - STATE AGENCY EXPENDITURE DATA

FUND TYPE	TOTAL EXPENDITURE	TOTAL SPENT WITH HUBS AMOUNT / %	BLACK AMOUNT / %	HISPANIC AMOUNT / %	WOMAN AMOUNT / %	ASIAN PACIFIC AMOUNT / %	NATIVE AMERICAN AMOUNT / %	SERVICE-DISABLED VETERAN AMOUNT / %
718 - TEXAS A & M UNIVERSITY AT GALVESTON - Statewide Grand Total Expenditures								
T	\$-16,518	-\$3,260 / 19.74%	0 / 0%	-\$3,260 / 19.74%	0 / 0%	0 / 0%	0 / 0%	0 / 0%
N	\$16,968,751	\$1,891,937 / 11.15%	\$72,490 / 0.43%	\$70,913 / 0.42%	\$201,051 / 1.18%	\$1,546,007 / 9.11%	0 / 0%	\$1,476 / 0.01%
S	***	\$2,192,114 / 16.00%	\$16,025 / 0.12%	\$484,303 / 3.54%	\$1,258,847 / 9.19%	\$57,455 / 0.42%	\$375,485 / 2.74%	0 / 0%
-TC	0	0 / 0%	0 / 0%	0 / 0%	0 / 0%	0 / 0%	0 / 0%	0 / 0%
-I	0	0 / 0%	0 / 0%	0 / 0%	0 / 0%	0 / 0%	0 / 0%	0 / 0%
	\$16,952,233	\$4,080,791 / 46.89%	\$88,514 / 0.54%	\$551,956 / 23.69%	\$1,459,897 / 10.38%	\$1,603,463 / 9.53%	\$375,485 / 2.74%	\$1,476 / 0.01%

*** DOLLARS REPORTED BUT NOT SHOWN IN THESE COLUMNS. T=TREASURY, N=NON-TREASURY, S=SUBCONTRACTOR FUNDS & PROCUREMENT CARD HUB PURCHASES, TC=TERM CONTRACT, I= INTER GOVERNMENTAL



TEXAS HISTORICALLY UNDERUTILIZED BUSINESS (HUB) SEMI-ANNUAL REPORT RECEIVED FOR FISCAL YEAR 2025

SECTION VII - STATE AGENCY EXPENDITURE DATA

FUND TYPE	TOTAL EXPENDITURE	TOTAL SPENT WITH HUBS AMOUNT / %	BLACK AMOUNT / %	HISPANIC AMOUNT / %	WOMAN AMOUNT / %	ASIAN PACIFIC AMOUNT / %	NATIVE AMERICAN AMOUNT / %	SERVICE-DISABLED VETERAN AMOUNT / %
-----------	-------------------	----------------------------------	------------------	---------------------	------------------	--------------------------	----------------------------	-------------------------------------

719 - TEXAS STATE TECHNICAL COLLEGE - HEAVY CONSTRUCTION UNADJUSTED GOAL IS 11.2%

T	\$89,876	\$88,113 / 98.04%	0 / 0%	0 / 0%	\$88,113 / 98.04%	0 / 0%	0 / 0%	0 / 0%
N	0	0 / 0%	0 / 0%	0 / 0%	0 / 0%	0 / 0%	0 / 0%	0 / 0%
S	***	0 / 0%	0 / 0%	0 / 0%	0 / 0%	0 / 0%	0 / 0%	0 / 0%
-TC	0	0 / 0%	0 / 0%	0 / 0%	0 / 0%	0 / 0%	0 / 0%	0 / 0%
-I	0	0 / 0%	0 / 0%	0 / 0%	0 / 0%	0 / 0%	0 / 0%	0 / 0%
	\$89,876	\$88,113 / 98.04%	0 / 0%	0 / 0%	\$88,113 / 98.04%	0 / 0%	0 / 0%	0 / 0%

719 - TEXAS STATE TECHNICAL COLLEGE - BUILDING CONSTRUCTION UNADJUSTED GOAL IS 21.1%

T	\$31,310	0 / 0%	0 / 0%	0 / 0%	0 / 0%	0 / 0%	0 / 0%	0 / 0%
N	\$25,096,684	\$103,799 / 0.41%	0 / 0%	\$9,456 / 0.04%	\$94,343 / 0.38%	0 / 0%	0 / 0%	0 / 0%
S	***	\$3,321,675 / 13.22%	\$59,167 / 0.24%	\$1,617,340 / 6.44%	\$1,242,529 / 4.94%	\$137,319 / 0.55%	\$55,100 / 0.22%	\$210,220 / 0.84%
-TC	0	0 / 0%	0 / 0%	0 / 0%	0 / 0%	0 / 0%	0 / 0%	0 / 0%
-I	0	0 / 0%	0 / 0%	0 / 0%	0 / 0%	0 / 0%	0 / 0%	0 / 0%
	\$25,127,994	\$3,425,474 / 13.63%	\$59,167 / 0.24%	\$1,626,796 / 6.47%	\$1,336,872 / 5.32%	\$137,319 / 0.55%	\$55,100 / 0.22%	\$210,220 / 0.84%

719 - TEXAS STATE TECHNICAL COLLEGE - SPECIAL TRADE UNADJUSTED GOAL IS 32.9%

T	\$151,790	\$74,967 / 49.39%	0 / 0%	0 / 0%	\$74,967 / 49.39%	0 / 0%	0 / 0%	0 / 0%
N	\$1,326,981	\$523,954 / 39.48%	\$29,258 / 2.20%	\$103,992 / 7.84%	\$339,989 / 25.62%	\$33,500 / 2.52%	\$17,215 / 1.30%	0 / 0%
S	***	\$11,934 / 0.81%	\$499 / 0.03%	\$4,025 / 0.27%	\$7,410 / 0.50%	0 / 0%	0 / 0%	0 / 0%
-TC	0	0 / 0%	0 / 0%	0 / 0%	0 / 0%	0 / 0%	0 / 0%	0 / 0%
-I	0	0 / 0%	0 / 0%	0 / 0%	0 / 0%	0 / 0%	0 / 0%	0 / 0%
	\$1,478,771	\$610,855 / 89.68%	\$29,757 / 2.24%	\$108,017 / 8.11%	\$422,366 / 75.51%	\$33,500 / 2.52%	\$17,215 / 1.30%	0 / 0%

*** DOLLARS REPORTED BUT NOT SHOWN IN THESE COLUMNS. T=TREASURY, N=NON-TREASURY, S=SUBCONTRACTOR FUNDS & PROCUREMENT CARD HUB PURCHASES, TC=TERM CONTRACT, I= INTER GOVERNMENTAL



TEXAS HISTORICALLY UNDERUTILIZED BUSINESS (HUB) SEMI-ANNUAL REPORT RECEIVED FOR FISCAL YEAR 2025

SECTION VII - STATE AGENCY EXPENDITURE DATA

FUND TYPE	TOTAL EXPENDITURE	TOTAL SPENT WITH HUBS AMOUNT / %	BLACK AMOUNT / %	HISPANIC AMOUNT / %	WOMAN AMOUNT / %	ASIAN PACIFIC AMOUNT / %	NATIVE AMERICAN AMOUNT / %	SERVICE-DISABLED VETERAN AMOUNT / %
-----------	-------------------	----------------------------------	------------------	---------------------	------------------	--------------------------	----------------------------	-------------------------------------

719 - TEXAS STATE TECHNICAL COLLEGE - PROFESSIONAL SERVICES UNADJUSTED GOAL IS 23.7%

T	0	0 / 0%	0 / 0%	0 / 0%	0 / 0%	0 / 0%	0 / 0%	0 / 0%
N	\$99,040	\$82,680 / 83.48%	0 / 0%	\$37,000 / 37.36%	\$32,800 / 33.12%	0 / 0%	\$12,880 / 13.00%	0 / 0%
S	***	0 / 0%	0 / 0%	0 / 0%	0 / 0%	0 / 0%	0 / 0%	0 / 0%
-TC	0	0 / 0%	0 / 0%	0 / 0%	0 / 0%	0 / 0%	0 / 0%	0 / 0%
-I	0	0 / 0%	0 / 0%	0 / 0%	0 / 0%	0 / 0%	0 / 0%	0 / 0%
	\$99,040	\$82,680 / 83.48%	0 / 0%	\$37,000 / 37.36%	\$32,800 / 33.12%	0 / 0%	\$12,880 / 13.00%	0 / 0%

719 - TEXAS STATE TECHNICAL COLLEGE - OTHER SERVICES UNADJUSTED GOAL IS 26%

T	0	0 / 0%	0 / 0%	0 / 0%	0 / 0%	0 / 0%	0 / 0%	0 / 0%
N	\$2,034,485	\$1,254,186 / 61.65%	\$2,734 / 0.13%	\$106,515 / 5.24%	\$923,442 / 45.39%	0 / 0%	0 / 0%	\$221,495 / 10.89%
S	***	\$1,305 / 6.63%	\$449 / 2.28%	\$677 / 3.44%	\$179 / 0.91%	0 / 0%	0 / 0%	0 / 0%
-TC	0	0 / 0%	0 / 0%	0 / 0%	0 / 0%	0 / 0%	0 / 0%	0 / 0%
-I	0	0 / 0%	0 / 0%	0 / 0%	0 / 0%	0 / 0%	0 / 0%	0 / 0%
	\$2,034,485	\$1,255,491 / 68.27%	\$3,183 / 2.42%	\$107,192 / 8.67%	\$923,621 / 46.30%	0 / 0%	0 / 0%	\$221,495 / 10.89%

719 - TEXAS STATE TECHNICAL COLLEGE - COMMODITY PURCHASING UNADJUSTED GOAL IS 21.1%

T	\$867,758	0 / 0%	0 / 0%	0 / 0%	0 / 0%	0 / 0%	0 / 0%	0 / 0%
N	\$9,263,792	\$1,093,096 / 11.80%	\$761,066 / 8.22%	\$76,871 / 0.83%	\$255,160 / 2.75%	0 / 0%	0 / 0%	0 / 0%
S	***	\$56,073 / 0.90%	\$17,530 / 0.28%	\$957 / 0.02%	\$35,096 / 0.57%	0 / 0%	0 / 0%	\$2,491 / 0.04%
-TC	0	0 / 0%	0 / 0%	0 / 0%	0 / 0%	0 / 0%	0 / 0%	0 / 0%
-I	0	0 / 0%	0 / 0%	0 / 0%	0 / 0%	0 / 0%	0 / 0%	0 / 0%
	\$10,131,550	\$1,149,169 / 12.70%	\$778,595 / 8.50%	\$77,827 / 0.85%	\$290,256 / 3.32%	0 / 0%	0 / 0%	\$2,491 / 0.04%

*** DOLLARS REPORTED BUT NOT SHOWN IN THESE COLUMNS. T=TREASURY, N=NON-TREASURY, S=SUBCONTRACTOR FUNDS & PROCUREMENT CARD HUB PURCHASES, TC=TERM CONTRACT, I= INTER GOVERNMENTAL



TEXAS HISTORICALLY UNDERUTILIZED BUSINESS (HUB) SEMI-ANNUAL REPORT RECEIVED FOR FISCAL YEAR 2025

SECTION VII - STATE AGENCY EXPENDITURE DATA

FUND TYPE	TOTAL EXPENDITURE	TOTAL SPENT WITH HUBS AMOUNT / %	BLACK AMOUNT / %	HISPANIC AMOUNT / %	WOMAN AMOUNT / %	ASIAN PACIFIC AMOUNT / %	NATIVE AMERICAN AMOUNT / %	SERVICE-DISABLED VETERAN AMOUNT / %
719 - TEXAS STATE TECHNICAL COLLEGE - Statewide Grand Total Expenditures								
T	\$1,140,734	\$163,080 / 14.30%	0 / 0%	0 / 0%	\$163,080 / 14.30%	0 / 0%	0 / 0%	0 / 0%
N	\$37,820,982	\$3,057,716 / 8.08%	\$793,058 / 2.10%	\$333,834 / 0.88%	\$1,645,734 / 4.35%	\$33,500 / 0.09%	\$30,095 / 0.08%	\$221,495 / 0.59%
S	***	\$3,390,986 / 10.33%	\$77,644 / 0.24%	\$1,622,998 / 4.94%	\$1,285,213 / 3.92%	\$137,319 / 0.42%	\$55,100 / 0.17%	\$212,711 / 0.65%
-TC	0	0 / 0%	0 / 0%	0 / 0%	0 / 0%	0 / 0%	0 / 0%	0 / 0%
-I	0	0 / 0%	0 / 0%	0 / 0%	0 / 0%	0 / 0%	0 / 0%	0 / 0%
	\$38,961,716	\$6,611,782 / 32.71%	\$870,702 / 2.33%	\$1,956,832 / 5.83%	\$3,094,028 / 22.56%	\$170,819 / 0.51%	\$85,195 / 0.25%	\$434,206 / 1.23%

*** DOLLARS REPORTED BUT NOT SHOWN IN THESE COLUMNS. T=TREASURY, N=NON-TREASURY, S=SUBCONTRACTOR FUNDS & PROCUREMENT CARD HUB PURCHASES, TC=TERM CONTRACT, I= INTER GOVERNMENTAL



TEXAS HISTORICALLY UNDERUTILIZED BUSINESS (HUB) SEMI-ANNUAL REPORT RECEIVED FOR FISCAL YEAR 2025

SECTION VII - STATE AGENCY EXPENDITURE DATA

FUND TYPE	TOTAL EXPENDITURE	TOTAL SPENT WITH HUBS AMOUNT / %	BLACK AMOUNT / %	HISPANIC AMOUNT / %	WOMAN AMOUNT / %	ASIAN PACIFIC AMOUNT / %	NATIVE AMERICAN AMOUNT / %	SERVICE-DISABLED VETERAN AMOUNT / %
-----------	-------------------	----------------------------------	------------------	---------------------	------------------	--------------------------	----------------------------	-------------------------------------

720 - UNIVERSITY OF TEXAS SYSTEM - HEAVY CONSTRUCTION UNADJUSTED GOAL IS 11.2%

T	0	0 / 0%	0 / 0%	0 / 0%	0 / 0%	0 / 0%	0 / 0%	0 / 0%
N	\$451	0 / 0%	0 / 0%	0 / 0%	0 / 0%	0 / 0%	0 / 0%	0 / 0%
S	***	0 / 0%	0 / 0%	0 / 0%	0 / 0%	0 / 0%	0 / 0%	0 / 0%
-TC	0	0 / 0%	0 / 0%	0 / 0%	0 / 0%	0 / 0%	0 / 0%	0 / 0%
-I	0	0 / 0%	0 / 0%	0 / 0%	0 / 0%	0 / 0%	0 / 0%	0 / 0%
	\$451	0 / 0%	0 / 0%	0 / 0%	0 / 0%	0 / 0%	0 / 0%	0 / 0%

720 - UNIVERSITY OF TEXAS SYSTEM - BUILDING CONSTRUCTION UNADJUSTED GOAL IS 21.1%

T	0	0 / 0%	0 / 0%	0 / 0%	0 / 0%	0 / 0%	0 / 0%	0 / 0%
N	\$174,311,253	0 / 0%	0 / 0%	0 / 0%	0 / 0%	0 / 0%	0 / 0%	0 / 0%
S	***	\$28,713,572 / 16.47%	\$1,172,944 / 0.67%	\$17,165,978 / 9.85%	\$9,335,955 / 5.36%	\$468,248 / 0.27%	\$13,330 / 0.01%	\$557,116 / 0.32%
-TC	0	0 / 0%	0 / 0%	0 / 0%	0 / 0%	0 / 0%	0 / 0%	0 / 0%
-I	0	0 / 0%	0 / 0%	0 / 0%	0 / 0%	0 / 0%	0 / 0%	0 / 0%
	\$174,311,253	\$28,713,572 / 16.47%	\$1,172,944 / 0.67%	\$17,165,978 / 9.85%	\$9,335,955 / 5.36%	\$468,248 / 0.27%	\$13,330 / 0.01%	\$557,116 / 0.32%

720 - UNIVERSITY OF TEXAS SYSTEM - SPECIAL TRADE UNADJUSTED GOAL IS 32.9%

T	0	0 / 0%	0 / 0%	0 / 0%	0 / 0%	0 / 0%	0 / 0%	0 / 0%
N	\$781,471	\$296,261 / 37.91%	0 / 0%	\$175,811 / 22.50%	\$78,447 / 10.04%	0 / 0%	0 / 0%	\$42,003 / 5.37%
S	***	0 / 0%	0 / 0%	0 / 0%	0 / 0%	0 / 0%	0 / 0%	0 / 0%
-TC	0	0 / 0%	0 / 0%	0 / 0%	0 / 0%	0 / 0%	0 / 0%	0 / 0%
-I	0	0 / 0%	0 / 0%	0 / 0%	0 / 0%	0 / 0%	0 / 0%	0 / 0%
	\$781,471	\$296,261 / 37.91%	0 / 0%	\$175,811 / 22.50%	\$78,447 / 10.04%	0 / 0%	0 / 0%	\$42,003 / 5.37%

*** DOLLARS REPORTED BUT NOT SHOWN IN THESE COLUMNS. T=TREASURY, N=NON-TREASURY, S=SUBCONTRACTOR FUNDS & PROCUREMENT CARD HUB PURCHASES, TC=TERM CONTRACT, I= INTER GOVERNMENTAL



TEXAS HISTORICALLY UNDERUTILIZED BUSINESS (HUB) SEMI-ANNUAL REPORT RECEIVED FOR FISCAL YEAR 2025

SECTION VII - STATE AGENCY EXPENDITURE DATA

FUND TYPE	TOTAL EXPENDITURE	TOTAL SPENT WITH HUBS AMOUNT / %	BLACK AMOUNT / %	HISPANIC AMOUNT / %	WOMAN AMOUNT / %	ASIAN PACIFIC AMOUNT / %	NATIVE AMERICAN AMOUNT / %	SERVICE-DISABLED VETERAN AMOUNT / %
-----------	-------------------	----------------------------------	------------------	---------------------	------------------	--------------------------	----------------------------	-------------------------------------

720 - UNIVERSITY OF TEXAS SYSTEM - PROFESSIONAL SERVICES UNADJUSTED GOAL IS 23.7%

T	0	0 / 0%	0 / 0%	0 / 0%	0 / 0%	0 / 0%	0 / 0%	0 / 0%
N	\$29,482,502	\$2,786,257 / 9.45%	0 / 0%	\$2,786,257 / 9.45%	0 / 0%	0 / 0%	0 / 0%	0 / 0%
S	***	\$6,072,361 / 20.60%	\$119,448 / 0.41%	\$2,820,039 / 9.57%	\$2,184,256 / 7.41%	\$189,699 / 0.64%	\$60,688 / 0.21%	\$698,231 / 2.37%
-TC	0	0 / 0%	0 / 0%	0 / 0%	0 / 0%	0 / 0%	0 / 0%	0 / 0%
-I	0	0 / 0%	0 / 0%	0 / 0%	0 / 0%	0 / 0%	0 / 0%	0 / 0%
	\$29,482,502	\$8,858,619 / 30.05%	\$119,448 / 0.41%	\$5,606,296 / 19.02%	\$2,184,256 / 7.41%	\$189,699 / 0.64%	\$60,688 / 0.21%	\$698,231 / 2.37%

720 - UNIVERSITY OF TEXAS SYSTEM - OTHER SERVICES UNADJUSTED GOAL IS 26%

T	0	0 / 0%	0 / 0%	0 / 0%	0 / 0%	0 / 0%	0 / 0%	0 / 0%
N	\$35,851,213	\$3,284,219 / 9.16%	\$111,557 / 0.31%	\$3,026,154 / 8.44%	\$127,842 / 0.36%	\$14,986 / 0.04%	0 / 0%	\$3,680 / 0.01%
S	***	\$138,346 / 1.56%	\$137,869 / 1.55%	0 / 0%	\$477 / 0.01%	0 / 0%	0 / 0%	0 / 0%
-TC	0	0 / 0%	0 / 0%	0 / 0%	0 / 0%	0 / 0%	0 / 0%	0 / 0%
-I	0	0 / 0%	0 / 0%	0 / 0%	0 / 0%	0 / 0%	0 / 0%	0 / 0%
	\$35,851,213	\$3,422,564 / 10.72%	\$249,426 / 1.86%	\$3,026,154 / 8.44%	\$128,319 / 0.36%	\$14,986 / 0.04%	0 / 0%	\$3,680 / 0.01%

720 - UNIVERSITY OF TEXAS SYSTEM - COMMODITY PURCHASING UNADJUSTED GOAL IS 21.1%

T	0	0 / 0%	0 / 0%	0 / 0%	0 / 0%	0 / 0%	0 / 0%	0 / 0%
N	\$11,344,435	\$1,277,664 / 11.26%	\$896,529 / 7.90%	\$31,245 / 0.28%	\$349,889 / 3.08%	0 / 0%	0 / 0%	0 / 0%
S	***	\$4,197 / 0.04%	0 / 0%	\$2,257 / 0.02%	\$1,940 / 0.02%	0 / 0%	0 / 0%	0 / 0%
-TC	0	0 / 0%	0 / 0%	0 / 0%	0 / 0%	0 / 0%	0 / 0%	0 / 0%
-I	0	0 / 0%	0 / 0%	0 / 0%	0 / 0%	0 / 0%	0 / 0%	0 / 0%
	\$11,344,435	\$1,281,861 / 11.30%	\$896,529 / 7.90%	\$33,502 / 0.30%	\$351,829 / 3.10%	0 / 0%	0 / 0%	0 / 0%

*** DOLLARS REPORTED BUT NOT SHOWN IN THESE COLUMNS. T=TREASURY, N=NON-TREASURY, S=SUBCONTRACTOR FUNDS & PROCUREMENT CARD HUB PURCHASES, TC=TERM CONTRACT, I= INTER GOVERNMENTAL



TEXAS HISTORICALLY UNDERUTILIZED BUSINESS (HUB) SEMI-ANNUAL REPORT RECEIVED FOR FISCAL YEAR 2025

SECTION VII - STATE AGENCY EXPENDITURE DATA

FUND TYPE	TOTAL EXPENDITURE	TOTAL SPENT WITH HUBS AMOUNT / %	BLACK AMOUNT / %	HISPANIC AMOUNT / %	WOMAN AMOUNT / %	ASIAN PACIFIC AMOUNT / %	NATIVE AMERICAN AMOUNT / %	SERVICE-DISABLED VETERAN AMOUNT / %
720 - UNIVERSITY OF TEXAS SYSTEM - Statewide Grand Total Expenditures								
T	0	0 / 0%	0 / 0%	0 / 0%	0 / 0%	0 / 0%	0 / 0%	0 / 0%
N	\$251,771,326	\$7,644,402 / 3.04%	\$1,008,087 / 0.40%	\$6,019,468 / 2.39%	\$556,179 / 0.22%	\$14,986 / 0.01%	0 / 0%	\$45,683 / 0.02%
S	***	\$34,928,475 / 15.60%	\$1,430,261 / 0.64%	\$19,988,273 / 8.93%	\$11,522,628 / 5.15%	\$657,948 / 0.29%	\$74,018 / 0.03%	\$1,255,347 / 0.56%
-TC	0	0 / 0%	0 / 0%	0 / 0%	0 / 0%	0 / 0%	0 / 0%	0 / 0%
-I	0	0 / 0%	0 / 0%	0 / 0%	0 / 0%	0 / 0%	0 / 0%	0 / 0%
	\$251,771,326	\$42,572,877 / 18.63%	\$2,438,348 / 1.04%	\$26,007,741 / 11.32%	\$12,078,807 / 5.37%	\$672,933 / 0.30%	\$74,018 / 0.03%	\$1,301,030 / 0.58%

*** DOLLARS REPORTED BUT NOT SHOWN IN THESE COLUMNS. T=TREASURY, N=NON-TREASURY, S=SUBCONTRACTOR FUNDS & PROCUREMENT CARD HUB PURCHASES, TC=TERM CONTRACT, I= INTER GOVERNMENTAL



TEXAS HISTORICALLY UNDERUTILIZED BUSINESS (HUB) SEMI-ANNUAL REPORT RECEIVED FOR FISCAL YEAR 2025

SECTION VII - STATE AGENCY EXPENDITURE DATA

FUND TYPE	TOTAL EXPENDITURE	TOTAL SPENT WITH HUBS AMOUNT / %	BLACK AMOUNT / %	HISPANIC AMOUNT / %	WOMAN AMOUNT / %	ASIAN PACIFIC AMOUNT / %	NATIVE AMERICAN AMOUNT / %	SERVICE-DISABLED VETERAN AMOUNT / %
-----------	-------------------	----------------------------------	------------------	---------------------	------------------	--------------------------	----------------------------	-------------------------------------

721 - UNIVERSITY OF TEXAS AT AUSTIN - HEAVY CONSTRUCTION UNADJUSTED GOAL IS 11.2%

T	0	0 / 0%	0 / 0%	0 / 0%	0 / 0%	0 / 0%	0 / 0%	0 / 0%
N	\$160	0 / 0%	0 / 0%	0 / 0%	0 / 0%	0 / 0%	0 / 0%	0 / 0%
S	***	0 / 0%	0 / 0%	0 / 0%	0 / 0%	0 / 0%	0 / 0%	0 / 0%
-TC	0	0 / 0%	0 / 0%	0 / 0%	0 / 0%	0 / 0%	0 / 0%	0 / 0%
-I	0	0 / 0%	0 / 0%	0 / 0%	0 / 0%	0 / 0%	0 / 0%	0 / 0%
	\$160	0 / 0%	0 / 0%	0 / 0%	0 / 0%	0 / 0%	0 / 0%	0 / 0%

721 - UNIVERSITY OF TEXAS AT AUSTIN - BUILDING CONSTRUCTION UNADJUSTED GOAL IS 21.1%

T	0	0 / 0%	0 / 0%	0 / 0%	0 / 0%	0 / 0%	0 / 0%	0 / 0%
N	\$75,444,201	\$195,101 / 0.26%	0 / 0%	\$30,013 / 0.04%	\$158,076 / 0.21%	0 / 0%	0 / 0%	\$7,011 / 0.01%
S	***	\$8,055,939 / 10.68%	0 / 0%	\$3,218,523 / 4.27%	\$3,621,754 / 4.80%	\$46,171 / 0.06%	0 / 0%	\$1,169,491 / 1.55%
-TC	0	0 / 0%	0 / 0%	0 / 0%	0 / 0%	0 / 0%	0 / 0%	0 / 0%
-I	0	0 / 0%	0 / 0%	0 / 0%	0 / 0%	0 / 0%	0 / 0%	0 / 0%
	\$75,444,201	\$8,251,039 / 10.94%	0 / 0%	\$3,248,537 / 4.31%	\$3,779,830 / 5.01%	\$46,171 / 0.06%	0 / 0%	\$1,176,502 / 1.56%

721 - UNIVERSITY OF TEXAS AT AUSTIN - SPECIAL TRADE UNADJUSTED GOAL IS 32.9%

T	0	0 / 0%	0 / 0%	0 / 0%	0 / 0%	0 / 0%	0 / 0%	0 / 0%
N	\$76,073,342	\$23,353,529 / 30.70%	0 / 0%	\$17,186,230 / 22.59%	\$3,769,808 / 4.96%	\$2,265,215 / 2.98%	0 / 0%	\$132,276 / 0.17%
S	***	\$3,759,198 / 4.96%	\$48,913 / 0.06%	\$1,872,644 / 2.47%	\$1,612,500 / 2.13%	\$212,601 / 0.28%	0 / 0%	\$12,540 / 0.02%
-TC	0	0 / 0%	0 / 0%	0 / 0%	0 / 0%	0 / 0%	0 / 0%	0 / 0%
-I	0	0 / 0%	0 / 0%	0 / 0%	0 / 0%	0 / 0%	0 / 0%	0 / 0%
	\$76,073,342	\$27,112,727 / 35.66%	\$48,913 / 0.06%	\$19,058,874 / 25.06%	\$5,382,308 / 7.08%	\$2,477,817 / 3.26%	0 / 0%	\$144,816 / 0.19%

*** DOLLARS REPORTED BUT NOT SHOWN IN THESE COLUMNS. T=TREASURY, N=NON-TREASURY, S=SUBCONTRACTOR FUNDS & PROCUREMENT CARD HUB PURCHASES, TC=TERM CONTRACT, I= INTER GOVERNMENTAL



TEXAS HISTORICALLY UNDERUTILIZED BUSINESS (HUB) SEMI-ANNUAL REPORT RECEIVED FOR FISCAL YEAR 2025

SECTION VII - STATE AGENCY EXPENDITURE DATA

FUND TYPE	TOTAL EXPENDITURE	TOTAL SPENT WITH HUBS AMOUNT / %	BLACK AMOUNT / %	HISPANIC AMOUNT / %	WOMAN AMOUNT / %	ASIAN PACIFIC AMOUNT / %	NATIVE AMERICAN AMOUNT / %	SERVICE-DISABLED VETERAN AMOUNT / %
-----------	-------------------	----------------------------------	------------------	---------------------	------------------	--------------------------	----------------------------	-------------------------------------

721 - UNIVERSITY OF TEXAS AT AUSTIN - PROFESSIONAL SERVICES UNADJUSTED GOAL IS 23.7%

T	0	0 / 0%	0 / 0%	0 / 0%	0 / 0%	0 / 0%	0 / 0%	0 / 0%
N	\$3,872,045	\$808,577 / 20.88%	0 / 0%	\$122,567 / 3.17%	\$422,436 / 10.91%	\$199,205 / 5.14%	0 / 0%	\$64,369 / 1.66%
S	***	\$244,003 / 7.19%	\$21,250 / 0.63%	\$182,941 / 5.39%	\$38,832 / 1.14%	0 / 0%	\$980 / 0.03%	0 / 0%
-TC	0	0 / 0%	0 / 0%	0 / 0%	0 / 0%	0 / 0%	0 / 0%	0 / 0%
-I	0	0 / 0%	0 / 0%	0 / 0%	0 / 0%	0 / 0%	0 / 0%	0 / 0%
	\$3,872,045	\$1,052,579 / 28.07%	\$21,250 / 0.63%	\$305,508 / 8.56%	\$461,268 / 12.05%	\$199,205 / 5.14%	\$980 / 0.03%	\$64,369 / 1.66%

721 - UNIVERSITY OF TEXAS AT AUSTIN - OTHER SERVICES UNADJUSTED GOAL IS 26%

T	\$-8,769,094	0 / 0%	0 / 0%	0 / 0%	0 / 0%	0 / 0%	0 / 0%	0 / 0%
N	\$174,943,341	\$9,127,682 / 5.22%	\$7,922 / 0.00%	\$701,925 / 0.40%	\$7,607,263 / 4.35%	\$702,399 / 0.40%	\$2,375 / 0.00%	\$105,797 / 0.06%
S	***	\$264,180 / 0.17%	0 / 0%	\$103,460 / 0.07%	\$40,721 / 0.03%	\$120,000 / 0.08%	0 / 0%	0 / 0%
-TC	\$15,541	0 / 0%	0 / 0%	0 / 0%	0 / 0%	0 / 0%	0 / 0%	0 / 0%
-I	0	0 / 0%	0 / 0%	0 / 0%	0 / 0%	0 / 0%	0 / 0%	0 / 0%
	\$166,158,706	\$9,391,862 / 5.39%	\$7,922 / 0.00%	\$805,385 / 0.47%	\$7,647,983 / 4.37%	\$822,399 / 0.48%	\$2,375 / 0.00%	\$105,797 / 0.06%

721 - UNIVERSITY OF TEXAS AT AUSTIN - COMMODITY PURCHASING UNADJUSTED GOAL IS 21.1%

T	0	0 / 0%	0 / 0%	0 / 0%	0 / 0%	0 / 0%	0 / 0%	0 / 0%
N	\$120,563,322	\$12,631,490 / 10.48%	\$3,552,176 / 2.95%	\$4,765,316 / 3.95%	\$3,821,644 / 3.17%	\$439,092 / 0.36%	\$10,695 / 0.01%	\$42,566 / 0.04%
S	***	\$110,003 / 0.14%	\$3,032 / 0.00%	\$23,004 / 0.03%	\$83,705 / 0.10%	\$263 / 0.00%	0 / 0%	0 / 0%
-TC	\$55,357	0 / 0%	0 / 0%	0 / 0%	0 / 0%	0 / 0%	0 / 0%	0 / 0%
-I	0	0 / 0%	0 / 0%	0 / 0%	0 / 0%	0 / 0%	0 / 0%	0 / 0%
	\$120,507,965	\$12,741,493 / 10.61%	\$3,555,208 / 2.95%	\$4,788,320 / 3.98%	\$3,905,349 / 3.27%	\$439,355 / 0.36%	\$10,695 / 0.01%	\$42,566 / 0.04%

*** DOLLARS REPORTED BUT NOT SHOWN IN THESE COLUMNS. T=TREASURY, N=NON-TREASURY, S=SUBCONTRACTOR FUNDS & PROCUREMENT CARD HUB PURCHASES, TC=TERM CONTRACT, I= INTER GOVERNMENTAL



TEXAS HISTORICALLY UNDERUTILIZED BUSINESS (HUB) SEMI-ANNUAL REPORT RECEIVED FOR FISCAL YEAR 2025

SECTION VII - STATE AGENCY EXPENDITURE DATA

FUND TYPE	TOTAL EXPENDITURE	TOTAL SPENT WITH HUBS AMOUNT / %	BLACK AMOUNT / %	HISPANIC AMOUNT / %	WOMAN AMOUNT / %	ASIAN PACIFIC AMOUNT / %	NATIVE AMERICAN AMOUNT / %	SERVICE-DISABLED VETERAN AMOUNT / %
721 - UNIVERSITY OF TEXAS AT AUSTIN - Statewide Grand Total Expenditures								
T	\$-8,769,094	0 / 0%	0 / 0%	0 / 0%	0 / 0%	0 / 0%	0 / 0%	0 / 0%
N	\$450,896,411	\$46,116,378 / 10.23%	\$3,560,099 / 0.79%	\$22,806,052 / 5.06%	\$15,779,227 / 3.50%	\$3,605,911 / 0.80%	\$13,070 / 0.00%	\$352,019 / 0.08%
S	***	\$12,433,323 / 3.18%	\$73,195 / 0.02%	\$5,400,572 / 1.38%	\$5,397,511 / 1.38%	\$379,035 / 0.10%	\$980 / 0.00%	\$1,182,031 / 0.30%
-TC	\$70,898	0 / 0%	0 / 0%	0 / 0%	0 / 0%	0 / 0%	0 / 0%	0 / 0%
-I	0	0 / 0%	0 / 0%	0 / 0%	0 / 0%	0 / 0%	0 / 0%	0 / 0%
	\$442,056,419	\$58,549,701 / 13.41%	\$3,633,294 / 0.81%	\$28,206,623 / 6.44%	\$21,176,738 / 4.88%	\$3,984,946 / 0.90%	\$14,050 / 0.00%	\$1,534,050 / 0.38%

*** DOLLARS REPORTED BUT NOT SHOWN IN THESE COLUMNS. T=TREASURY, N=NON-TREASURY, S=SUBCONTRACTOR FUNDS & PROCUREMENT CARD HUB PURCHASES, TC=TERM CONTRACT, I= INTER GOVERNMENTAL



TEXAS HISTORICALLY UNDERUTILIZED BUSINESS (HUB) SEMI-ANNUAL REPORT RECEIVED FOR FISCAL YEAR 2025

SECTION VII - STATE AGENCY EXPENDITURE DATA

FUND TYPE	TOTAL EXPENDITURE	TOTAL SPENT WITH HUBS AMOUNT / %	BLACK AMOUNT / %	HISPANIC AMOUNT / %	WOMAN AMOUNT / %	ASIAN PACIFIC AMOUNT / %	NATIVE AMERICAN AMOUNT / %	SERVICE-DISABLED VETERAN AMOUNT / %
-----------	-------------------	----------------------------------	------------------	---------------------	------------------	--------------------------	----------------------------	-------------------------------------

723 - UNIVERSITY OF TEXAS MEDICAL BRANCH - HEAVY CONSTRUCTION UNADJUSTED GOAL IS 11.2%

T	0	0 / 0%	0 / 0%	0 / 0%	0 / 0%	0 / 0%	0 / 0%	0 / 0%
N	0	0 / 0%	0 / 0%	0 / 0%	0 / 0%	0 / 0%	0 / 0%	0 / 0%
S	***	0 / 0%	0 / 0%	0 / 0%	0 / 0%	0 / 0%	0 / 0%	0 / 0%
-TC	0	0 / 0%	0 / 0%	0 / 0%	0 / 0%	0 / 0%	0 / 0%	0 / 0%
-I	0	0 / 0%	0 / 0%	0 / 0%	0 / 0%	0 / 0%	0 / 0%	0 / 0%
	0	0 / 0%	0 / 0%	0 / 0%	0 / 0%	0 / 0%	0 / 0%	0 / 0%

723 - UNIVERSITY OF TEXAS MEDICAL BRANCH - BUILDING CONSTRUCTION UNADJUSTED GOAL IS 21.1%

T	0	0 / 0%	0 / 0%	0 / 0%	0 / 0%	0 / 0%	0 / 0%	0 / 0%
N	0	0 / 0%	0 / 0%	0 / 0%	0 / 0%	0 / 0%	0 / 0%	0 / 0%
S	***	0 / 0%	0 / 0%	0 / 0%	0 / 0%	0 / 0%	0 / 0%	0 / 0%
-TC	0	0 / 0%	0 / 0%	0 / 0%	0 / 0%	0 / 0%	0 / 0%	0 / 0%
-I	0	0 / 0%	0 / 0%	0 / 0%	0 / 0%	0 / 0%	0 / 0%	0 / 0%
	0	0 / 0%	0 / 0%	0 / 0%	0 / 0%	0 / 0%	0 / 0%	0 / 0%

723 - UNIVERSITY OF TEXAS MEDICAL BRANCH - SPECIAL TRADE UNADJUSTED GOAL IS 32.9%

T	0	0 / 0%	0 / 0%	0 / 0%	0 / 0%	0 / 0%	0 / 0%	0 / 0%
N	\$67,818,542	\$7,265,531 / 10.71%	\$100,934 / 0.15%	\$6,507,871 / 9.60%	\$656,726 / 0.97%	0 / 0%	0 / 0%	0 / 0%
S	***	\$849,060 / 13.20%	0 / 0%	\$818,937 / 12.73%	\$30,123 / 0.47%	0 / 0%	0 / 0%	0 / 0%
-TC	0	0 / 0%	0 / 0%	0 / 0%	0 / 0%	0 / 0%	0 / 0%	0 / 0%
-I	0	0 / 0%	0 / 0%	0 / 0%	0 / 0%	0 / 0%	0 / 0%	0 / 0%
	\$67,818,542	\$8,114,591 / 23.92%	\$100,934 / 0.15%	\$7,326,808 / 22.33%	\$686,849 / 1.44%	0 / 0%	0 / 0%	0 / 0%

*** DOLLARS REPORTED BUT NOT SHOWN IN THESE COLUMNS. T=TREASURY, N=NON-TREASURY, S=SUBCONTRACTOR FUNDS & PROCUREMENT CARD HUB PURCHASES, TC=TERM CONTRACT, I= INTER GOVERNMENTAL



TEXAS HISTORICALLY UNDERUTILIZED BUSINESS (HUB) SEMI-ANNUAL REPORT RECEIVED FOR FISCAL YEAR 2025

SECTION VII - STATE AGENCY EXPENDITURE DATA

FUND TYPE	TOTAL EXPENDITURE	TOTAL SPENT WITH HUBS AMOUNT / %	BLACK AMOUNT / %	HISPANIC AMOUNT / %	WOMAN AMOUNT / %	ASIAN PACIFIC AMOUNT / %	NATIVE AMERICAN AMOUNT / %	SERVICE-DISABLED VETERAN AMOUNT / %
-----------	-------------------	----------------------------------	------------------	---------------------	------------------	--------------------------	----------------------------	-------------------------------------

723 - UNIVERSITY OF TEXAS MEDICAL BRANCH - PROFESSIONAL SERVICES UNADJUSTED GOAL IS 23.7%

T	0	0 / 0%	0 / 0%	0 / 0%	0 / 0%	0 / 0%	0 / 0%	0 / 0%
N	\$18,034,157	\$386,736 / 2.14%	\$188,369 / 1.04%	\$151,508 / 0.84%	\$46,859 / 0.26%	0 / 0%	0 / 0%	0 / 0%
S	***	\$2,690,693 / 60.73%	\$38,384 / 0.87%	\$568,131 / 12.82%	\$83,922 / 1.89%	\$1,928,768 / 43.53%	\$18,788 / 0.42%	\$52,700 / 1.19%
-TC	0	0 / 0%	0 / 0%	0 / 0%	0 / 0%	0 / 0%	0 / 0%	0 / 0%
-I	0	0 / 0%	0 / 0%	0 / 0%	0 / 0%	0 / 0%	0 / 0%	0 / 0%
	\$18,034,157	\$3,077,428 / 62.87%	\$226,752 / 1.91%	\$719,639 / 13.66%	\$130,781 / 2.15%	\$1,928,768 / 43.53%	\$18,788 / 0.42%	\$52,700 / 1.19%

723 - UNIVERSITY OF TEXAS MEDICAL BRANCH - OTHER SERVICES UNADJUSTED GOAL IS 26%

T	0	0 / 0%	0 / 0%	0 / 0%	0 / 0%	0 / 0%	0 / 0%	0 / 0%
N	\$54,519,451	\$5,329,686 / 9.78%	\$2,336,256 / 4.29%	\$1,209,247 / 2.22%	\$602,319 / 1.10%	\$1,181,863 / 2.17%	0 / 0%	0 / 0%
S	***	\$114,847 / 0.36%	\$114,847 / 0.36%	0 / 0%	0 / 0%	0 / 0%	0 / 0%	0 / 0%
-TC	0	0 / 0%	0 / 0%	0 / 0%	0 / 0%	0 / 0%	0 / 0%	0 / 0%
-I	0	0 / 0%	0 / 0%	0 / 0%	0 / 0%	0 / 0%	0 / 0%	0 / 0%
	\$54,519,451	\$5,444,533 / 10.14%	\$2,451,104 / 4.65%	\$1,209,247 / 2.22%	\$602,319 / 1.10%	\$1,181,863 / 2.17%	0 / 0%	0 / 0%

723 - UNIVERSITY OF TEXAS MEDICAL BRANCH - COMMODITY PURCHASING UNADJUSTED GOAL IS 21.1%

T	0	0 / 0%	0 / 0%	0 / 0%	0 / 0%	0 / 0%	0 / 0%	0 / 0%
N	\$283,892,394	\$10,036,317 / 3.54%	\$3,240,801 / 1.14%	\$4,023,526 / 1.42%	\$2,675,699 / 0.94%	\$58,110 / 0.02%	0 / 0%	\$38,180 / 0.01%
S	***	\$782,561 / 9.92%	0 / 0%	\$751,348 / 9.52%	\$31,213 / 0.40%	0 / 0%	0 / 0%	0 / 0%
-TC	0	0 / 0%	0 / 0%	0 / 0%	0 / 0%	0 / 0%	0 / 0%	0 / 0%
-I	0	0 / 0%	0 / 0%	0 / 0%	0 / 0%	0 / 0%	0 / 0%	0 / 0%
	\$283,892,394	\$10,818,878 / 13.45%	\$3,240,801 / 1.14%	\$4,774,874 / 10.94%	\$2,706,912 / 1.34%	\$58,110 / 0.02%	0 / 0%	\$38,180 / 0.01%

*** DOLLARS REPORTED BUT NOT SHOWN IN THESE COLUMNS. T=TREASURY, N=NON-TREASURY, S=SUBCONTRACTOR FUNDS & PROCUREMENT CARD HUB PURCHASES, TC=TERM CONTRACT, I= INTER GOVERNMENTAL



TEXAS HISTORICALLY UNDERUTILIZED BUSINESS (HUB) SEMI-ANNUAL REPORT RECEIVED FOR FISCAL YEAR 2025

SECTION VII - STATE AGENCY EXPENDITURE DATA

FUND TYPE	TOTAL EXPENDITURE	TOTAL SPENT WITH HUBS AMOUNT / %	BLACK AMOUNT / %	HISPANIC AMOUNT / %	WOMAN AMOUNT / %	ASIAN PACIFIC AMOUNT / %	NATIVE AMERICAN AMOUNT / %	SERVICE-DISABLED VETERAN AMOUNT / %
723 - UNIVERSITY OF TEXAS MEDICAL BRANCH - Statewide Grand Total Expenditures								
T	0	0 / 0%	0 / 0%	0 / 0%	0 / 0%	0 / 0%	0 / 0%	0 / 0%
N	\$424,264,544	\$23,018,270 / 5.43%	\$5,866,360 / 1.38%	\$11,892,152 / 2.80%	\$3,981,604 / 0.94%	\$1,239,974 / 0.29%	0 / 0%	\$38,180 / 0.01%
S	***	\$4,437,161 / 8.78%	\$153,231 / 0.30%	\$2,138,416 / 4.23%	\$145,258 / 0.29%	\$1,928,768 / 3.82%	\$18,788 / 0.04%	\$52,700 / 0.10%
-TC	0	0 / 0%	0 / 0%	0 / 0%	0 / 0%	0 / 0%	0 / 0%	0 / 0%
-I	0	0 / 0%	0 / 0%	0 / 0%	0 / 0%	0 / 0%	0 / 0%	0 / 0%
	\$424,264,544	\$27,455,431 / 14.21%	\$6,019,591 / 1.69%	\$14,030,569 / 7.04%	\$4,126,862 / 1.23%	\$3,168,742 / 4.11%	\$18,788 / 0.04%	\$90,880 / 0.11%

*** DOLLARS REPORTED BUT NOT SHOWN IN THESE COLUMNS. T=TREASURY, N=NON-TREASURY, S=SUBCONTRACTOR FUNDS & PROCUREMENT CARD HUB PURCHASES, TC=TERM CONTRACT, I= INTER GOVERNMENTAL



TEXAS HISTORICALLY UNDERUTILIZED BUSINESS (HUB) SEMI-ANNUAL REPORT RECEIVED FOR FISCAL YEAR 2025

SECTION VII - STATE AGENCY EXPENDITURE DATA

FUND TYPE	TOTAL EXPENDITURE	TOTAL SPENT WITH HUBS AMOUNT / %	BLACK AMOUNT / %	HISPANIC AMOUNT / %	WOMAN AMOUNT / %	ASIAN PACIFIC AMOUNT / %	NATIVE AMERICAN AMOUNT / %	SERVICE-DISABLED VETERAN AMOUNT / %
-----------	-------------------	----------------------------------	------------------	---------------------	------------------	--------------------------	----------------------------	-------------------------------------

724 - UNIVERSITY OF TEXAS AT EL PASO - HEAVY CONSTRUCTION UNADJUSTED GOAL IS 11.2%

T	0	0 / 0%	0 / 0%	0 / 0%	0 / 0%	0 / 0%	0 / 0%	0 / 0%
N	0	0 / 0%	0 / 0%	0 / 0%	0 / 0%	0 / 0%	0 / 0%	0 / 0%
S	***	0 / 0%	0 / 0%	0 / 0%	0 / 0%	0 / 0%	0 / 0%	0 / 0%
-TC	0	0 / 0%	0 / 0%	0 / 0%	0 / 0%	0 / 0%	0 / 0%	0 / 0%
-I	0	0 / 0%	0 / 0%	0 / 0%	0 / 0%	0 / 0%	0 / 0%	0 / 0%
	0	0 / 0%	0 / 0%	0 / 0%	0 / 0%	0 / 0%	0 / 0%	0 / 0%

724 - UNIVERSITY OF TEXAS AT EL PASO - BUILDING CONSTRUCTION UNADJUSTED GOAL IS 21.1%

T	0	0 / 0%	0 / 0%	0 / 0%	0 / 0%	0 / 0%	0 / 0%	0 / 0%
N	\$2,690,934	\$414,395 / 15.40%	\$24 / 0.00%	\$135,135 / 5.02%	\$279,237 / 10.38%	0 / 0%	0 / 0%	0 / 0%
S	***	0 / 0%	0 / 0%	0 / 0%	0 / 0%	0 / 0%	0 / 0%	0 / 0%
-TC	0	0 / 0%	0 / 0%	0 / 0%	0 / 0%	0 / 0%	0 / 0%	0 / 0%
-I	0	0 / 0%	0 / 0%	0 / 0%	0 / 0%	0 / 0%	0 / 0%	0 / 0%
	\$2,690,934	\$414,395 / 15.40%	\$24 / 0.00%	\$135,135 / 5.02%	\$279,237 / 10.38%	0 / 0%	0 / 0%	0 / 0%

724 - UNIVERSITY OF TEXAS AT EL PASO - SPECIAL TRADE UNADJUSTED GOAL IS 32.9%

T	0	0 / 0%	0 / 0%	0 / 0%	0 / 0%	0 / 0%	0 / 0%	0 / 0%
N	\$6,295,903	\$2,738,853 / 43.50%	\$7,732 / 0.12%	\$2,634,433 / 41.84%	\$96,688 / 1.54%	0 / 0%	0 / 0%	0 / 0%
S	***	0 / 0%	0 / 0%	0 / 0%	0 / 0%	0 / 0%	0 / 0%	0 / 0%
-TC	0	0 / 0%	0 / 0%	0 / 0%	0 / 0%	0 / 0%	0 / 0%	0 / 0%
-I	0	0 / 0%	0 / 0%	0 / 0%	0 / 0%	0 / 0%	0 / 0%	0 / 0%
	\$6,295,903	\$2,738,853 / 43.50%	\$7,732 / 0.12%	\$2,634,433 / 41.84%	\$96,688 / 1.54%	0 / 0%	0 / 0%	0 / 0%

*** DOLLARS REPORTED BUT NOT SHOWN IN THESE COLUMNS. T=TREASURY, N=NON-TREASURY, S=SUBCONTRACTOR FUNDS & PROCUREMENT CARD HUB PURCHASES, TC=TERM CONTRACT, I= INTER GOVERNMENTAL



TEXAS HISTORICALLY UNDERUTILIZED BUSINESS (HUB) SEMI-ANNUAL REPORT RECEIVED FOR FISCAL YEAR 2025

SECTION VII - STATE AGENCY EXPENDITURE DATA

FUND TYPE	TOTAL EXPENDITURE	TOTAL SPENT WITH HUBS AMOUNT / %	BLACK AMOUNT / %	HISPANIC AMOUNT / %	WOMAN AMOUNT / %	ASIAN PACIFIC AMOUNT / %	NATIVE AMERICAN AMOUNT / %	SERVICE-DISABLED VETERAN AMOUNT / %
-----------	-------------------	----------------------------------	------------------	---------------------	------------------	--------------------------	----------------------------	-------------------------------------

724 - UNIVERSITY OF TEXAS AT EL PASO - PROFESSIONAL SERVICES UNADJUSTED GOAL IS 23.7%

T	0	0 / 0%	0 / 0%	0 / 0%	0 / 0%	0 / 0%	0 / 0%	0 / 0%
N	\$161,464	\$13,930 / 8.63%	0 / 0%	\$13,930 / 8.63%	0 / 0%	0 / 0%	0 / 0%	0 / 0%
S	***	0 / 0%	0 / 0%	0 / 0%	0 / 0%	0 / 0%	0 / 0%	0 / 0%
-TC	0	0 / 0%	0 / 0%	0 / 0%	0 / 0%	0 / 0%	0 / 0%	0 / 0%
-I	0	0 / 0%	0 / 0%	0 / 0%	0 / 0%	0 / 0%	0 / 0%	0 / 0%
	\$161,464	\$13,930 / 8.63%	0 / 0%	\$13,930 / 8.63%	0 / 0%	0 / 0%	0 / 0%	0 / 0%

724 - UNIVERSITY OF TEXAS AT EL PASO - OTHER SERVICES UNADJUSTED GOAL IS 26%

T	0	0 / 0%	0 / 0%	0 / 0%	0 / 0%	0 / 0%	0 / 0%	0 / 0%
N	\$13,209,876	\$1,113,402 / 8.43%	\$8,085 / 0.06%	\$315,015 / 2.38%	\$790,301 / 5.98%	0 / 0%	0 / 0%	0 / 0%
S	***	\$240 / 0.00%	0 / 0%	0 / 0%	\$240 / 0.00%	0 / 0%	0 / 0%	0 / 0%
-TC	0	0 / 0%	0 / 0%	0 / 0%	0 / 0%	0 / 0%	0 / 0%	0 / 0%
-I	0	0 / 0%	0 / 0%	0 / 0%	0 / 0%	0 / 0%	0 / 0%	0 / 0%
	\$13,209,876	\$1,113,641 / 8.43%	\$8,085 / 0.06%	\$315,015 / 2.38%	\$790,541 / 5.99%	0 / 0%	0 / 0%	0 / 0%

724 - UNIVERSITY OF TEXAS AT EL PASO - COMMODITY PURCHASING UNADJUSTED GOAL IS 21.1%

T	0	0 / 0%	0 / 0%	0 / 0%	0 / 0%	0 / 0%	0 / 0%	0 / 0%
N	\$16,828,929	\$3,675,295 / 21.84%	\$97,958 / 0.58%	\$2,701,714 / 16.05%	\$716,525 / 4.26%	\$158,019 / 0.94%	0 / 0%	\$1,079 / 0.01%
S	***	\$866 / 0.01%	0 / 0%	\$587 / 0.01%	\$279 / 0.00%	0 / 0%	0 / 0%	0 / 0%
-TC	0	0 / 0%	0 / 0%	0 / 0%	0 / 0%	0 / 0%	0 / 0%	0 / 0%
-I	0	0 / 0%	0 / 0%	0 / 0%	0 / 0%	0 / 0%	0 / 0%	0 / 0%
	\$16,828,929	\$3,676,161 / 21.85%	\$97,958 / 0.58%	\$2,702,301 / 16.06%	\$716,804 / 4.26%	\$158,019 / 0.94%	0 / 0%	\$1,079 / 0.01%

*** DOLLARS REPORTED BUT NOT SHOWN IN THESE COLUMNS. T=TREASURY, N=NON-TREASURY, S=SUBCONTRACTOR FUNDS & PROCUREMENT CARD HUB PURCHASES, TC=TERM CONTRACT, I= INTER GOVERNMENTAL



TEXAS HISTORICALLY UNDERUTILIZED BUSINESS (HUB) SEMI-ANNUAL REPORT RECEIVED FOR FISCAL YEAR 2025

SECTION VII - STATE AGENCY EXPENDITURE DATA

FUND TYPE	TOTAL EXPENDITURE	TOTAL SPENT WITH HUBS AMOUNT / %	BLACK AMOUNT / %	HISPANIC AMOUNT / %	WOMAN AMOUNT / %	ASIAN PACIFIC AMOUNT / %	NATIVE AMERICAN AMOUNT / %	SERVICE-DISABLED VETERAN AMOUNT / %
724 - UNIVERSITY OF TEXAS AT EL PASO - Statewide Grand Total Expenditures								
T	0	0 / 0%	0 / 0%	0 / 0%	0 / 0%	0 / 0%	0 / 0%	0 / 0%
N	\$39,187,105	\$7,955,875 / 20.30%	\$113,798 / 0.29%	\$5,800,226 / 14.80%	\$1,882,752 / 4.80%	\$158,019 / 0.40%	0 / 0%	\$1,079 / 0.00%
S	***	\$1,106 / 0.01%	0 / 0%	\$587 / 0.00%	\$519 / 0.00%	0 / 0%	0 / 0%	0 / 0%
-TC	0	0 / 0%	0 / 0%	0 / 0%	0 / 0%	0 / 0%	0 / 0%	0 / 0%
-I	0	0 / 0%	0 / 0%	0 / 0%	0 / 0%	0 / 0%	0 / 0%	0 / 0%
	\$39,187,105	\$7,956,981 / 20.31%	\$113,798 / 0.29%	\$5,800,813 / 14.80%	\$1,883,271 / 4.81%	\$158,019 / 0.40%	0 / 0%	\$1,079 / 0.00%

*** DOLLARS REPORTED BUT NOT SHOWN IN THESE COLUMNS. T=TREASURY, N=NON-TREASURY, S=SUBCONTRACTOR FUNDS & PROCUREMENT CARD HUB PURCHASES, TC=TERM CONTRACT, I= INTER GOVERNMENTAL



TEXAS HISTORICALLY UNDERUTILIZED BUSINESS (HUB) SEMI-ANNUAL REPORT RECEIVED FOR FISCAL YEAR 2025

SECTION VII - STATE AGENCY EXPENDITURE DATA

FUND TYPE	TOTAL EXPENDITURE	TOTAL SPENT WITH HUBS AMOUNT / %	BLACK AMOUNT / %	HISPANIC AMOUNT / %	WOMAN AMOUNT / %	ASIAN PACIFIC AMOUNT / %	NATIVE AMERICAN AMOUNT / %	SERVICE- DISABLED VETERAN AMOUNT / %
-----------	-------------------	-------------------------------------	---------------------	------------------------	---------------------	--------------------------------	----------------------------------	---

727 - TEXAS A&M TRANSPORTATION INSTITUTE - HEAVY CONSTRUCTION UNADJUSTED GOAL IS 11.2%

T	0	0 / 0%	0 / 0%	0 / 0%	0 / 0%	0 / 0%	0 / 0%	0 / 0%
N	0	0 / 0%	0 / 0%	0 / 0%	0 / 0%	0 / 0%	0 / 0%	0 / 0%
S	***	0 / 0%	0 / 0%	0 / 0%	0 / 0%	0 / 0%	0 / 0%	0 / 0%
-TC	0	0 / 0%	0 / 0%	0 / 0%	0 / 0%	0 / 0%	0 / 0%	0 / 0%
-I	0	0 / 0%	0 / 0%	0 / 0%	0 / 0%	0 / 0%	0 / 0%	0 / 0%
	0	0 / 0%	0 / 0%	0 / 0%	0 / 0%	0 / 0%	0 / 0%	0 / 0%

727 - TEXAS A&M TRANSPORTATION INSTITUTE - BUILDING CONSTRUCTION UNADJUSTED GOAL IS 21.1%

T	0	0 / 0%	0 / 0%	0 / 0%	0 / 0%	0 / 0%	0 / 0%	0 / 0%
N	\$15,980	0 / 0%	0 / 0%	0 / 0%	0 / 0%	0 / 0%	0 / 0%	0 / 0%
S	***	0 / 0%	0 / 0%	0 / 0%	0 / 0%	0 / 0%	0 / 0%	0 / 0%
-TC	0	0 / 0%	0 / 0%	0 / 0%	0 / 0%	0 / 0%	0 / 0%	0 / 0%
-I	0	0 / 0%	0 / 0%	0 / 0%	0 / 0%	0 / 0%	0 / 0%	0 / 0%
	\$15,980	0 / 0%	0 / 0%	0 / 0%	0 / 0%	0 / 0%	0 / 0%	0 / 0%

727 - TEXAS A&M TRANSPORTATION INSTITUTE - SPECIAL TRADE UNADJUSTED GOAL IS 32.9%

T	0	0 / 0%	0 / 0%	0 / 0%	0 / 0%	0 / 0%	0 / 0%	0 / 0%
N	\$20,799	0 / 0%	0 / 0%	0 / 0%	0 / 0%	0 / 0%	0 / 0%	0 / 0%
S	***	0 / 0%	0 / 0%	0 / 0%	0 / 0%	0 / 0%	0 / 0%	0 / 0%
-TC	0	0 / 0%	0 / 0%	0 / 0%	0 / 0%	0 / 0%	0 / 0%	0 / 0%
-I	0	0 / 0%	0 / 0%	0 / 0%	0 / 0%	0 / 0%	0 / 0%	0 / 0%
	\$20.799	0 / 0%	0 / 0%	0 / 0%	0 / 0%	0 / 0%	0 / 0%	0 / 0%

*** DOLLARS REPORTED BUT NOT SHOWN IN THESE COLUMNS. T=TREASURY, N=NON-TREASURY, S=SUBCONTRACTOR FUNDS & PROCUREMENT CARD HUB PURCHASES, TC=TERM CONTRACT, I= INTER GOVERNMENT



TEXAS HISTORICALLY UNDERUTILIZED BUSINESS (HUB) SEMI-ANNUAL REPORT RECEIVED FOR FISCAL YEAR 2025

SECTION VII - STATE AGENCY EXPENDITURE DATA

FUND TYPE	TOTAL EXPENDITURE	TOTAL SPENT WITH HUBS AMOUNT / %	BLACK AMOUNT / %	HISPANIC AMOUNT / %	WOMAN AMOUNT / %	ASIAN PACIFIC AMOUNT / %	NATIVE AMERICAN AMOUNT / %	SERVICE-DISABLED VETERAN AMOUNT / %
727 - TEXAS A&M TRANSPORTATION INSTITUTE - PROFESSIONAL SERVICES UNADJUSTED GOAL IS 23.7%								
T	0	0 / 0%	0 / 0%	0 / 0%	0 / 0%	0 / 0%	0 / 0%	0 / 0%
N	0	0 / 0%	0 / 0%	0 / 0%	0 / 0%	0 / 0%	0 / 0%	0 / 0%
S	***	0 / 0%	0 / 0%	0 / 0%	0 / 0%	0 / 0%	0 / 0%	0 / 0%
-TC	0	0 / 0%	0 / 0%	0 / 0%	0 / 0%	0 / 0%	0 / 0%	0 / 0%
-I	0	0 / 0%	0 / 0%	0 / 0%	0 / 0%	0 / 0%	0 / 0%	0 / 0%
	0	0 / 0%	0 / 0%	0 / 0%	0 / 0%	0 / 0%	0 / 0%	0 / 0%

727 - TEXAS A&M TRANSPORTATION INSTITUTE - OTHER SERVICES UNADJUSTED GOAL IS 26%

T	\$-70	0 / 0%	0 / 0%	0 / 0%	0 / 0%	0 / 0%	0 / 0%	0 / 0%
N	\$1,056,234	\$66,505 / 6.30%	\$1,885 / 0.18%	\$44,450 / 4.21%	\$20,170 / 1.91%	0 / 0%	0 / 0%	0 / 0%
S	***	0 / 0%	0 / 0%	0 / 0%	0 / 0%	0 / 0%	0 / 0%	0 / 0%
-TC	0	0 / 0%	0 / 0%	0 / 0%	0 / 0%	0 / 0%	0 / 0%	0 / 0%
-I	0	0 / 0%	0 / 0%	0 / 0%	0 / 0%	0 / 0%	0 / 0%	0 / 0%
	\$1,056,164	\$66,505 / 6.30%	\$1,885 / 0.18%	\$44,450 / 4.21%	\$20,170 / 1.91%	0 / 0%	0 / 0%	0 / 0%

727 - TEXAS A&M TRANSPORTATION INSTITUTE - COMMODITY PURCHASING UNADJUSTED GOAL IS 21.1%

T	0	0 / 0%	0 / 0%	0 / 0%	0 / 0%	0 / 0%	0 / 0%	0 / 0%
N	\$3,530,014	\$1,148,188 / 32.53%	\$877,720 / 24.86%	\$10,662 / 0.30%	\$244,357 / 6.92%	\$15,449 / 0.44%	0 / 0%	0 / 0%
S	***	\$4,477 / 0.70%	0 / 0%	\$3,307 / 0.51%	\$1,170 / 0.18%	0 / 0%	0 / 0%	0 / 0%
-TC	0	0 / 0%	0 / 0%	0 / 0%	0 / 0%	0 / 0%	0 / 0%	0 / 0%
-I	0	0 / 0%	0 / 0%	0 / 0%	0 / 0%	0 / 0%	0 / 0%	0 / 0%
	\$3,530,014	\$1,152,665 / 33.22%	\$877,720 / 24.86%	\$13,970 / 0.82%	\$245,527 / 7.10%	\$15,449 / 0.44%	0 / 0%	0 / 0%

*** DOLLARS REPORTED BUT NOT SHOWN IN THESE COLUMNS. T=TREASURY, N=NON-TREASURY, S=SUBCONTRACTOR FUNDS & PROCUREMENT CARD HUB PURCHASES, TC=TERM CONTRACT, I= INTER GOVERNMENT



TEXAS HISTORICALLY UNDERUTILIZED BUSINESS (HUB) SEMI-ANNUAL REPORT RECEIVED FOR FISCAL YEAR 2025

SECTION VII - STATE AGENCY EXPENDITURE DATA

FUND TYPE	TOTAL EXPENDITURE	TOTAL SPENT WITH HUBS AMOUNT / %	BLACK AMOUNT / %	HISPANIC AMOUNT / %	WOMAN AMOUNT / %	ASIAN PACIFIC AMOUNT / %	NATIVE AMERICAN AMOUNT / %	SERVICE-DISABLED VETERAN AMOUNT / %
727 - TEXAS A&M TRANSPORTATION INSTITUTE - Statewide Grand Total Expenditures								
T	\$-70	0 / 0%	0 / 0%	0 / 0%	0 / 0%	0 / 0%	0 / 0%	0 / 0%
N	\$4,623,027	\$1,214,694 / 26.27%	\$879,605 / 19.03%	\$55,112 / 1.19%	\$264,527 / 5.72%	\$15,449 / 0.33%	0 / 0%	0 / 0%
S	***	\$4,477 / 0.70%	0 / 0%	\$3,307 / 0.51%	\$1,170 / 0.18%	0 / 0%	0 / 0%	0 / 0%
-TC	0	0 / 0%	0 / 0%	0 / 0%	0 / 0%	0 / 0%	0 / 0%	0 / 0%
-I	0	0 / 0%	0 / 0%	0 / 0%	0 / 0%	0 / 0%	0 / 0%	0 / 0%
	\$4,622,957	\$1,219,171 / 26.97%	\$879,605 / 19.03%	\$58,420 / 1.71%	\$265,697 / 5.90%	\$15,449 / 0.33%	0 / 0%	0 / 0%

*** DOLLARS REPORTED BUT NOT SHOWN IN THESE COLUMNS. T=TREASURY, N=NON-TREASURY, S=SUBCONTRACTOR FUNDS & PROCUREMENT CARD HUB PURCHASES, TC=TERM CONTRACT, I= INTER GOVERNMENTAL



TEXAS HISTORICALLY UNDERUTILIZED BUSINESS (HUB) SEMI-ANNUAL REPORT RECEIVED FOR FISCAL YEAR 2025

SECTION VII - STATE AGENCY EXPENDITURE DATA

FUND TYPE	TOTAL EXPENDITURE	TOTAL SPENT WITH HUBS AMOUNT / %	BLACK AMOUNT / %	HISPANIC AMOUNT / %	WOMAN AMOUNT / %	ASIAN PACIFIC AMOUNT / %	NATIVE AMERICAN AMOUNT / %	SERVICE-DISABLED VETERAN AMOUNT / %
729 - UT SOUTHWESTERN MEDICAL CENTER - HEAVY CONSTRUCTION UNADJUSTED GOAL IS 11.2%								
T	0	0 / 0%	0 / 0%	0 / 0%	0 / 0%	0 / 0%	0 / 0%	0 / 0%
N	0	0 / 0%	0 / 0%	0 / 0%	0 / 0%	0 / 0%	0 / 0%	0 / 0%
S	***	0 / 0%	0 / 0%	0 / 0%	0 / 0%	0 / 0%	0 / 0%	0 / 0%
-TC	0	0 / 0%	0 / 0%	0 / 0%	0 / 0%	0 / 0%	0 / 0%	0 / 0%
-I	0	0 / 0%	0 / 0%	0 / 0%	0 / 0%	0 / 0%	0 / 0%	0 / 0%
	0	0 / 0%	0 / 0%	0 / 0%	0 / 0%	0 / 0%	0 / 0%	0 / 0%

729 - UT SOUTHWESTERN MEDICAL CENTER - BUILDING CONSTRUCTION UNADJUSTED GOAL IS 21.1%

T	0	0 / 0%	0 / 0%	0 / 0%	0 / 0%	0 / 0%	0 / 0%	0 / 0%
N	\$164,322,526	\$2,344,977 / 1.43%	0 / 0%	\$1,943,203 / 1.18%	\$401,775 / 0.24%	0 / 0%	0 / 0%	0 / 0%
S	***	\$38,792,321 / 23.67%	\$4,324,315 / 2.64%	\$4,991,998 / 3.05%	\$28,416,413 / 17.34%	\$609,175 / 0.37%	\$450,420 / 0.27%	0 / 0%
-TC	0	0 / 0%	0 / 0%	0 / 0%	0 / 0%	0 / 0%	0 / 0%	0 / 0%
-I	0	0 / 0%	0 / 0%	0 / 0%	0 / 0%	0 / 0%	0 / 0%	0 / 0%
	\$164,322,526	\$41,137,298 / 25.10%	\$4,324,315 / 2.64%	\$6,935,201 / 4.23%	\$28,818,187 / 17.59%	\$609,175 / 0.37%	\$450,420 / 0.27%	0 / 0%

729 - UT SOUTHWESTERN MEDICAL CENTER - SPECIAL TRADE UNADJUSTED GOAL IS 32.9%

T	\$10,358	0 / 0%	0 / 0%	0 / 0%	0 / 0%	0 / 0%	0 / 0%	0 / 0%
N	\$19,600,371	\$2,981,113 / 15.21%	0 / 0%	\$1,561,786 / 7.97%	\$1,302,348 / 6.64%	\$72,124 / 0.37%	\$39,857 / 0.20%	\$4,998 / 0.03%
S	***	\$1,583,820 / 8.14%	\$224,885 / 1.16%	\$918,200 / 4.72%	\$440,134 / 2.26%	\$600 / 0.00%	0 / 0%	0 / 0%
-TC	0	0 / 0%	0 / 0%	0 / 0%	0 / 0%	0 / 0%	0 / 0%	0 / 0%
-I	0	0 / 0%	0 / 0%	0 / 0%	0 / 0%	0 / 0%	0 / 0%	0 / 0%
	\$19,610,729	\$4,564,933 / 23.35%	\$224,885 / 1.16%	\$2,479,987 / 12.69%	\$1,742,482 / 8.91%	\$72,724 / 0.37%	\$39,857 / 0.20%	\$4,998 / 0.03%

*** DOLLARS REPORTED BUT NOT SHOWN IN THESE COLUMNS. T=TREASURY, N=NON-TREASURY, S=SUBCONTRACTOR FUNDS & PROCUREMENT CARD HUB PURCHASES, TC=TERM CONTRACT, I= INTER GOVERNMENT



TEXAS HISTORICALLY UNDERUTILIZED BUSINESS (HUB) SEMI-ANNUAL REPORT RECEIVED FOR FISCAL YEAR 2025

SECTION VII - STATE AGENCY EXPENDITURE DATA

FUND TYPE	TOTAL EXPENDITURE	TOTAL SPENT WITH HUBS AMOUNT / %	BLACK AMOUNT / %	HISPANIC AMOUNT / %	WOMAN AMOUNT / %	ASIAN PACIFIC AMOUNT / %	NATIVE AMERICAN AMOUNT / %	SERVICE-DISABLED VETERAN AMOUNT / %
-----------	-------------------	----------------------------------	------------------	---------------------	------------------	--------------------------	----------------------------	-------------------------------------

729 - UT SOUTHWESTERN MEDICAL CENTER - PROFESSIONAL SERVICES UNADJUSTED GOAL IS 23.7%

T	0	0 / 0%	0 / 0%	0 / 0%	0 / 0%	0 / 0%	0 / 0%	0 / 0%
N	\$20,663,032	\$25,974 / 0.13%	\$1,299 / 0.01%	\$24,660 / 0.12%	\$15 / 0.00%	0 / 0%	0 / 0%	0 / 0%
S	***	\$1,012,387 / 5.04%	\$5,610 / 0.03%	\$191,867 / 0.95%	\$814,910 / 4.06%	0 / 0%	0 / 0%	0 / 0%
-TC	0	0 / 0%	0 / 0%	0 / 0%	0 / 0%	0 / 0%	0 / 0%	0 / 0%
-I	0	0 / 0%	0 / 0%	0 / 0%	0 / 0%	0 / 0%	0 / 0%	0 / 0%
	\$20,663,032	\$1,038,360 / 5.16%	\$6,909 / 0.03%	\$216,527 / 1.07%	\$814,924 / 4.06%	0 / 0%	0 / 0%	0 / 0%

729 - UT SOUTHWESTERN MEDICAL CENTER - OTHER SERVICES UNADJUSTED GOAL IS 26%

T	\$-9,193	0 / 0%	0 / 0%	0 / 0%	0 / 0%	0 / 0%	0 / 0%	0 / 0%
N	\$155,111,360	\$16,199,120 / 10.44%	\$1,516,431 / 0.98%	\$7,055,790 / 4.55%	\$7,158,097 / 4.61%	\$374,990 / 0.24%	\$92,343 / 0.06%	\$1,470 / 0.00%
S	***	\$2,424,247 / 3.36%	\$2,197,803 / 3.05%	\$1,237 / 0.00%	\$225,207 / 0.31%	0 / 0%	0 / 0%	0 / 0%
-TC	0	0 / 0%	0 / 0%	0 / 0%	0 / 0%	0 / 0%	0 / 0%	0 / 0%
-I	0	0 / 0%	0 / 0%	0 / 0%	0 / 0%	0 / 0%	0 / 0%	0 / 0%
	\$155,102,167	\$18,623,367 / 13.81%	\$3,714,234 / 4.03%	\$7,057,027 / 4.55%	\$7,383,304 / 4.93%	\$374,990 / 0.24%	\$92,343 / 0.06%	\$1,470 / 0.00%

729 - UT SOUTHWESTERN MEDICAL CENTER - COMMODITY PURCHASING UNADJUSTED GOAL IS 21.1%

T	\$-1,614	0 / 0%	0 / 0%	0 / 0%	0 / 0%	0 / 0%	0 / 0%	0 / 0%
N	\$676,957,655	\$17,636,202 / 2.61%	\$4,329,131 / 0.64%	\$9,477,514 / 1.40%	\$3,669,257 / 0.54%	\$146,670 / 0.02%	\$2,160 / 0.00%	\$11,469 / 0.00%
S	***	\$134,916 / 0.02%	\$7,875 / 0.00%	\$195 / 0.00%	\$126,668 / 0.02%	\$179 / 0.00%	0 / 0%	0 / 0%
-TC	0	0 / 0%	0 / 0%	0 / 0%	0 / 0%	0 / 0%	0 / 0%	0 / 0%
-I	0	0 / 0%	0 / 0%	0 / 0%	0 / 0%	0 / 0%	0 / 0%	0 / 0%
	\$676,956,041	\$17,771,118 / 2.63%	\$4,337,006 / 0.64%	\$9,477,709 / 1.40%	\$3,795,925 / 0.56%	\$146,849 / 0.02%	\$2,160 / 0.00%	\$11,469 / 0.00%

*** DOLLARS REPORTED BUT NOT SHOWN IN THESE COLUMNS. T=TREASURY, N=NON-TREASURY, S=SUBCONTRACTOR FUNDS & PROCUREMENT CARD HUB PURCHASES, TC=TERM CONTRACT, I= INTER GOVERNMENTAL



TEXAS HISTORICALLY UNDERUTILIZED BUSINESS (HUB) SEMI-ANNUAL REPORT RECEIVED FOR FISCAL YEAR 2025

SECTION VII - STATE AGENCY EXPENDITURE DATA

FUND TYPE	TOTAL EXPENDITURE	TOTAL SPENT WITH HUBS AMOUNT / %	BLACK AMOUNT / %	HISPANIC AMOUNT / %	WOMAN AMOUNT / %	ASIAN PACIFIC AMOUNT / %	NATIVE AMERICAN AMOUNT / %	SERVICE-DISABLED VETERAN AMOUNT / %
729 - UT SOUTHWESTERN MEDICAL CENTER - Statewide Grand Total Expenditures								
T	\$-448	0 / 0%	0 / 0%	0 / 0%	0 / 0%	0 / 0%	0 / 0%	0 / 0%
N	\$1,036,654,943	\$39,187,385 / 3.78%	\$5,846,862 / 0.56%	\$20,062,953 / 1.94%	\$12,531,490 / 1.21%	\$593,783 / 0.06%	\$134,360 / 0.01%	\$17,937 / 0.00%
S	***	\$43,947,691 / 4.97%	\$6,760,487 / 0.76%	\$6,103,497 / 0.69%	\$30,023,332 / 3.39%	\$609,954 / 0.07%	\$450,420 / 0.05%	0 / 0%
-TC	0	0 / 0%	0 / 0%	0 / 0%	0 / 0%	0 / 0%	0 / 0%	0 / 0%
-I	0	0 / 0%	0 / 0%	0 / 0%	0 / 0%	0 / 0%	0 / 0%	0 / 0%
	\$1,036,654,495	\$83,135,076 / 8.75%	\$12,607,349 / 1.33%	\$26,166,451 / 2.63%	\$42,554,823 / 4.60%	\$1,203,737 / 0.13%	\$584,780 / 0.06%	\$17,937 / 0.00%

*** DOLLARS REPORTED BUT NOT SHOWN IN THESE COLUMNS. T=TREASURY, N=NON-TREASURY, S=SUBCONTRACTOR FUNDS & PROCUREMENT CARD HUB PURCHASES, TC=TERM CONTRACT, I= INTER GOVERNMENTAL



TEXAS HISTORICALLY UNDERUTILIZED BUSINESS (HUB) SEMI-ANNUAL REPORT RECEIVED FOR FISCAL YEAR 2025

SECTION VII - STATE AGENCY EXPENDITURE DATA

FUND TYPE	TOTAL EXPENDITURE	TOTAL SPENT WITH HUBS AMOUNT / %	BLACK AMOUNT / %	HISPANIC AMOUNT / %	WOMAN AMOUNT / %	ASIAN PACIFIC AMOUNT / %	NATIVE AMERICAN AMOUNT / %	SERVICE-DISABLED VETERAN AMOUNT / %
730 - UNIVERSITY OF HOUSTON - HEAVY CONSTRUCTION UNADJUSTED GOAL IS 11.2%								
T	0	0 / 0%	0 / 0%	0 / 0%	0 / 0%	0 / 0%	0 / 0%	0 / 0%
N	0	0 / 0%	0 / 0%	0 / 0%	0 / 0%	0 / 0%	0 / 0%	0 / 0%
S	***	0 / 0%	0 / 0%	0 / 0%	0 / 0%	0 / 0%	0 / 0%	0 / 0%
-TC	0	0 / 0%	0 / 0%	0 / 0%	0 / 0%	0 / 0%	0 / 0%	0 / 0%
-I	0	0 / 0%	0 / 0%	0 / 0%	0 / 0%	0 / 0%	0 / 0%	0 / 0%
	0	0 / 0%	0 / 0%	0 / 0%	0 / 0%	0 / 0%	0 / 0%	0 / 0%

730 - UNIVERSITY OF HOUSTON - BUILDING CONSTRUCTION UNADJUSTED GOAL IS 21.1%

T	\$6,803,039	\$539,232 / 7.93%	0 / 0%	\$6,900 / 0.10%	\$466,251 / 6.85%	\$66,080 / 0.97%	0 / 0%	0 / 0%
N	\$43,335,929	\$271,540 / 0.63%	\$62,947 / 0.15%	\$25,210 / 0.06%	\$101,390 / 0.23%	\$81,992 / 0.19%	0 / 0%	0 / 0%
S	***	\$855,014 / 1.71%	0 / 0%	\$439,482 / 0.88%	\$249,569 / 0.50%	\$165,963 / 0.33%	0 / 0%	0 / 0%
-TC	0	0 / 0%	0 / 0%	0 / 0%	0 / 0%	0 / 0%	0 / 0%	0 / 0%
-I	0	0 / 0%	0 / 0%	0 / 0%	0 / 0%	0 / 0%	0 / 0%	0 / 0%
	\$50,138,968	\$1,665,785 / 10.26%	\$62,947 / 0.15%	\$471,593 / 1.04%	\$817,210 / 7.59%	\$314,035 / 1.49%	0 / 0%	0 / 0%

730 - UNIVERSITY OF HOUSTON - SPECIAL TRADE UNADJUSTED GOAL IS 32.9%

T	\$3,430,368	\$695,858 / 20.29%	0 / 0%	\$227,878 / 6.64%	\$463,424 / 13.51%	\$4,555 / 0.13%	0 / 0%	0 / 0%
N	\$12,995,808	\$2,257,471 / 17.37%	\$229,507 / 1.77%	\$483,398 / 3.72%	\$989,673 / 7.62%	\$539,539 / 4.15%	0 / 0%	\$15,354 / 0.12%
S	***	\$7,515 / 0.06%	0 / 0%	\$7,515 / 0.06%	0 / 0%	0 / 0%	0 / 0%	0 / 0%
-TC	0	0 / 0%	0 / 0%	0 / 0%	0 / 0%	0 / 0%	0 / 0%	0 / 0%
-I	0	0 / 0%	0 / 0%	0 / 0%	0 / 0%	0 / 0%	0 / 0%	0 / 0%
	\$16,426,176	\$2,960,843 / 37.72%	\$229,507 / 1.77%	\$718,791 / 10.43%	\$1,453,097 / 21.12%	\$544,094 / 4.28%	0 / 0%	\$15,354 / 0.12%

*** DOLLARS REPORTED BUT NOT SHOWN IN THESE COLUMNS. T=TREASURY, N=NON-TREASURY, S=SUBCONTRACTOR FUNDS & PROCUREMENT CARD HUB PURCHASES, TC=TERM CONTRACT, I= INTER GOVERNMENT



TEXAS HISTORICALLY UNDERUTILIZED BUSINESS (HUB) SEMI-ANNUAL REPORT RECEIVED FOR FISCAL YEAR 2025

SECTION VII - STATE AGENCY EXPENDITURE DATA

FUND TYPE	TOTAL EXPENDITURE	TOTAL SPENT WITH HUBS AMOUNT / %	BLACK AMOUNT / %	HISPANIC AMOUNT / %	WOMAN AMOUNT / %	ASIAN PACIFIC AMOUNT / %	NATIVE AMERICAN AMOUNT / %	SERVICE-DISABLED VETERAN AMOUNT / %
-----------	-------------------	----------------------------------	------------------	---------------------	------------------	--------------------------	----------------------------	-------------------------------------

730 - UNIVERSITY OF HOUSTON - PROFESSIONAL SERVICES UNADJUSTED GOAL IS 23.7%

T	\$244,934	0 / 0%	0 / 0%	0 / 0%	0 / 0%	0 / 0%	0 / 0%	0 / 0%
N	\$1,051,836	\$2,032 / 0.19%	0 / 0%	0 / 0%	\$326 / 0.03%	\$1,705 / 0.16%	0 / 0%	0 / 0%
S	***	\$95,465 / 9.80%	0 / 0%	\$59,623 / 6.12%	\$35,842 / 3.68%	0 / 0%	0 / 0%	0 / 0%
-TC	0	0 / 0%	0 / 0%	0 / 0%	0 / 0%	0 / 0%	0 / 0%	0 / 0%
-I	0	0 / 0%	0 / 0%	0 / 0%	0 / 0%	0 / 0%	0 / 0%	0 / 0%
	\$1,296,770	\$97,497 / 9.99%	0 / 0%	\$59,623 / 6.12%	\$36,169 / 3.71%	\$1,705 / 0.16%	0 / 0%	0 / 0%

730 - UNIVERSITY OF HOUSTON - OTHER SERVICES UNADJUSTED GOAL IS 26%

T	\$2,839,278	\$614,015 / 21.63%	0 / 0%	\$100,060 / 3.52%	\$513,955 / 18.10%	0 / 0%	0 / 0%	0 / 0%
N	\$45,105,635	\$4,853,283 / 10.76%	\$240,666 / 0.53%	\$614,657 / 1.36%	\$3,414,135 / 7.57%	\$251,783 / 0.56%	\$27,784 / 0.06%	\$304,258 / 0.67%
S	***	\$28,265 / 0.11%	\$21,555 / 0.09%	\$492 / 0.00%	\$4,356 / 0.02%	\$1,862 / 0.01%	0 / 0%	0 / 0%
-TC	0	0 / 0%	0 / 0%	0 / 0%	0 / 0%	0 / 0%	0 / 0%	0 / 0%
-I	0	0 / 0%	0 / 0%	0 / 0%	0 / 0%	0 / 0%	0 / 0%	0 / 0%
	\$47,944,913	\$5,495,563 / 32.50%	\$262,221 / 0.62%	\$715,209 / 4.89%	\$3,932,446 / 25.69%	\$253,645 / 0.57%	\$27,784 / 0.06%	\$304,258 / 0.67%

730 - UNIVERSITY OF HOUSTON - COMMODITY PURCHASING UNADJUSTED GOAL IS 21.1%

T	\$8,945,513	\$1,592,532 / 17.80%	\$54,693 / 0.61%	\$152,811 / 1.71%	\$1,385,028 / 15.48%	0 / 0%	0 / 0%	0 / 0%
N	\$39,638,997	\$7,613,854 / 19.21%	\$2,698,815 / 6.81%	\$1,661,694 / 4.19%	\$2,758,398 / 6.96%	\$306,022 / 0.77%	0 / 0%	\$188,925 / 0.48%
S	***	\$1,216,421 / 3.86%	\$33,832 / 0.11%	\$1,008,009 / 3.20%	\$137,517 / 0.44%	\$37,064 / 0.12%	0 / 0%	0 / 0%
-TC	0	0 / 0%	0 / 0%	0 / 0%	0 / 0%	0 / 0%	0 / 0%	0 / 0%
-I	0	0 / 0%	0 / 0%	0 / 0%	0 / 0%	0 / 0%	0 / 0%	0 / 0%
	\$48,584,510	\$10,422,807 / 40.87%	\$2,787,340 / 7.53%	\$2,822,514 / 9.10%	\$4,280,944 / 22.88%	\$343,086 / 0.89%	0 / 0%	\$188,925 / 0.48%

*** DOLLARS REPORTED BUT NOT SHOWN IN THESE COLUMNS. T=TREASURY, N=NON-TREASURY, S=SUBCONTRACTOR FUNDS & PROCUREMENT CARD HUB PURCHASES, TC=TERM CONTRACT, I= INTER GOVERNMENTAL



TEXAS HISTORICALLY UNDERUTILIZED BUSINESS (HUB) SEMI-ANNUAL REPORT RECEIVED FOR FISCAL YEAR 2025

SECTION VII - STATE AGENCY EXPENDITURE DATA

FUND TYPE	TOTAL EXPENDITURE	TOTAL SPENT WITH HUBS AMOUNT / %	BLACK AMOUNT / %	HISPANIC AMOUNT / %	WOMAN AMOUNT / %	ASIAN PACIFIC AMOUNT / %	NATIVE AMERICAN AMOUNT / %	SERVICE-DISABLED VETERAN AMOUNT / %
730 - UNIVERSITY OF HOUSTON - Statewide Grand Total Expenditures								
T	\$22,263,132	\$3,441,636 / 15.46%	\$54,693 / 0.25%	\$487,650 / 2.19%	\$2,828,659 / 12.71%	\$70,635 / 0.32%	0 / 0%	0 / 0%
N	\$142,128,205	\$14,998,179 / 10.55%	\$3,231,935 / 2.27%	\$2,784,959 / 1.96%	\$7,263,923 / 5.11%	\$1,181,042 / 0.83%	\$27,784 / 0.02%	\$508,537 / 0.36%
S	***	\$2,202,680 / 1.85%	\$55,387 / 0.05%	\$1,515,120 / 1.27%	\$427,284 / 0.36%	\$204,889 / 0.17%	0 / 0%	0 / 0%
-TC	0	0 / 0%	0 / 0%	0 / 0%	0 / 0%	0 / 0%	0 / 0%	0 / 0%
-I	0	0 / 0%	0 / 0%	0 / 0%	0 / 0%	0 / 0%	0 / 0%	0 / 0%
	\$164,391,337	\$20,642,495 / 27.86%	\$3,342,015 / 2.57%	\$4,787,728 / 5.42%	\$10,519,866 / 18.17%	\$1,456,566 / 1.32%	\$27,784 / 0.02%	\$508,537 / 0.36%

*** DOLLARS REPORTED BUT NOT SHOWN IN THESE COLUMNS. T=TREASURY, N=NON-TREASURY, S=SUBCONTRACTOR FUNDS & PROCUREMENT CARD HUB PURCHASES, TC=TERM CONTRACT, I= INTER GOVERNMENTAL



TEXAS HISTORICALLY UNDERUTILIZED BUSINESS (HUB) SEMI-ANNUAL REPORT RECEIVED FOR FISCAL YEAR 2025

SECTION VII - STATE AGENCY EXPENDITURE DATA

FUND TYPE	TOTAL EXPENDITURE	TOTAL SPENT WITH HUBS AMOUNT / %	BLACK AMOUNT / %	HISPANIC AMOUNT / %	WOMAN AMOUNT / %	ASIAN PACIFIC AMOUNT / %	NATIVE AMERICAN AMOUNT / %	SERVICE-DISABLED VETERAN AMOUNT / %
-----------	-------------------	----------------------------------	------------------	---------------------	------------------	--------------------------	----------------------------	-------------------------------------

731 - TEXAS WOMAN'S UNIVERSITY - HEAVY CONSTRUCTION UNADJUSTED GOAL IS 11.2%

T	0	0 / 0%	0 / 0%	0 / 0%	0 / 0%	0 / 0%	0 / 0%	0 / 0%
N	\$87,616	\$78,240 / 89.30%	0 / 0%	\$13,420 / 15.32%	\$64,820 / 73.98%	0 / 0%	0 / 0%	0 / 0%
S	***	0 / 0%	0 / 0%	0 / 0%	0 / 0%	0 / 0%	0 / 0%	0 / 0%
-TC	0	0 / 0%	0 / 0%	0 / 0%	0 / 0%	0 / 0%	0 / 0%	0 / 0%
-I	0	0 / 0%	0 / 0%	0 / 0%	0 / 0%	0 / 0%	0 / 0%	0 / 0%
	\$87,616	\$78,240 / 89.30%	0 / 0%	\$13,420 / 15.32%	\$64,820 / 73.98%	0 / 0%	0 / 0%	0 / 0%

731 - TEXAS WOMAN'S UNIVERSITY - BUILDING CONSTRUCTION UNADJUSTED GOAL IS 21.1%

T	0	0 / 0%	0 / 0%	0 / 0%	0 / 0%	0 / 0%	0 / 0%	0 / 0%
N	\$50,145,193	\$2,866,104 / 5.72%	0 / 0%	\$22,390 / 0.04%	\$2,796,866 / 5.58%	\$46,848 / 0.09%	0 / 0%	0 / 0%
S	***	\$6,990,033 / 13.96%	\$120,000 / 0.24%	\$5,906,365 / 11.80%	\$647,122 / 1.29%	\$316,546 / 0.63%	0 / 0%	0 / 0%
-TC	0	0 / 0%	0 / 0%	0 / 0%	0 / 0%	0 / 0%	0 / 0%	0 / 0%
-I	0	0 / 0%	0 / 0%	0 / 0%	0 / 0%	0 / 0%	0 / 0%	0 / 0%
	\$50,145,193	\$9,856,137 / 19.68%	\$120,000 / 0.24%	\$5,928,755 / 11.84%	\$3,443,988 / 6.87%	\$363,394 / 0.73%	0 / 0%	0 / 0%

731 - TEXAS WOMAN'S UNIVERSITY - SPECIAL TRADE UNADJUSTED GOAL IS 32.9%

T	0	0 / 0%	0 / 0%	0 / 0%	0 / 0%	0 / 0%	0 / 0%	0 / 0%
N	\$2,071,067	\$292,943 / 14.14%	0 / 0%	\$94,338 / 4.56%	\$176,389 / 8.52%	0 / 0%	0 / 0%	\$22,217 / 1.07%
S	***	0 / 0%	0 / 0%	0 / 0%	0 / 0%	0 / 0%	0 / 0%	0 / 0%
-TC	0	0 / 0%	0 / 0%	0 / 0%	0 / 0%	0 / 0%	0 / 0%	0 / 0%
-I	0	0 / 0%	0 / 0%	0 / 0%	0 / 0%	0 / 0%	0 / 0%	0 / 0%
	\$2,071,067	\$292,943 / 14.14%	0 / 0%	\$94,338 / 4.56%	\$176,389 / 8.52%	0 / 0%	0 / 0%	\$22,217 / 1.07%

*** DOLLARS REPORTED BUT NOT SHOWN IN THESE COLUMNS. T=TREASURY, N=NON-TREASURY, S=SUBCONTRACTOR FUNDS & PROCUREMENT CARD HUB PURCHASES, TC=TERM CONTRACT, I= INTER GOVERNMENTAL



TEXAS HISTORICALLY UNDERUTILIZED BUSINESS (HUB) SEMI-ANNUAL REPORT RECEIVED FOR FISCAL YEAR 2025

SECTION VII - STATE AGENCY EXPENDITURE DATA

FUND TYPE	TOTAL EXPENDITURE	TOTAL SPENT WITH HUBS AMOUNT / %	BLACK AMOUNT / %	HISPANIC AMOUNT / %	WOMAN AMOUNT / %	ASIAN PACIFIC AMOUNT / %	NATIVE AMERICAN AMOUNT / %	SERVICE-DISABLED VETERAN AMOUNT / %
-----------	-------------------	----------------------------------	------------------	---------------------	------------------	--------------------------	----------------------------	-------------------------------------

731 - TEXAS WOMAN'S UNIVERSITY - PROFESSIONAL SERVICES UNADJUSTED GOAL IS 23.7%

T	0	0 / 0%	0 / 0%	0 / 0%	0 / 0%	0 / 0%	0 / 0%	0 / 0%
N	\$391,284	0 / 0%	0 / 0%	0 / 0%	0 / 0%	0 / 0%	0 / 0%	0 / 0%
S	***	0 / 0%	0 / 0%	0 / 0%	0 / 0%	0 / 0%	0 / 0%	0 / 0%
-TC	0	0 / 0%	0 / 0%	0 / 0%	0 / 0%	0 / 0%	0 / 0%	0 / 0%
-I	0	0 / 0%	0 / 0%	0 / 0%	0 / 0%	0 / 0%	0 / 0%	0 / 0%
	\$391,284	0 / 0%	0 / 0%	0 / 0%	0 / 0%	0 / 0%	0 / 0%	0 / 0%

731 - TEXAS WOMAN'S UNIVERSITY - OTHER SERVICES UNADJUSTED GOAL IS 26%

T	0	0 / 0%	0 / 0%	0 / 0%	0 / 0%	0 / 0%	0 / 0%	0 / 0%
N	\$12,943,807	\$957,646 / 7.40%	\$15,906 / 0.12%	\$63,013 / 0.49%	\$303,448 / 2.34%	\$509,944 / 3.94%	0 / 0%	\$65,334 / 0.50%
S	***	\$8,460 / 0.18%	\$235 / 0.01%	0 / 0%	\$8,226 / 0.18%	0 / 0%	0 / 0%	0 / 0%
-TC	0	0 / 0%	0 / 0%	0 / 0%	0 / 0%	0 / 0%	0 / 0%	0 / 0%
-I	0	0 / 0%	0 / 0%	0 / 0%	0 / 0%	0 / 0%	0 / 0%	0 / 0%
	\$12,943,807	\$966,106 / 7.58%	\$16,141 / 0.13%	\$63,013 / 0.49%	\$311,674 / 2.52%	\$509,944 / 3.94%	0 / 0%	\$65,334 / 0.50%

731 - TEXAS WOMAN'S UNIVERSITY - COMMODITY PURCHASING UNADJUSTED GOAL IS 21.1%

T	0	0 / 0%	0 / 0%	0 / 0%	0 / 0%	0 / 0%	0 / 0%	0 / 0%
N	\$12,127,427	\$941,984 / 7.77%	\$15,409 / 0.13%	\$522,660 / 4.31%	\$390,561 / 3.22%	\$5,194 / 0.04%	0 / 0%	\$8,160 / 0.07%
S	***	\$260,991 / 2.62%	\$251,348 / 2.52%	0 / 0%	\$9,643 / 0.10%	0 / 0%	0 / 0%	0 / 0%
-TC	0	0 / 0%	0 / 0%	0 / 0%	0 / 0%	0 / 0%	0 / 0%	0 / 0%
-I	0	0 / 0%	0 / 0%	0 / 0%	0 / 0%	0 / 0%	0 / 0%	0 / 0%
	\$12,127,427	\$1,202,975 / 10.39%	\$266,757 / 2.65%	\$522,660 / 4.31%	\$400,204 / 3.32%	\$5,194 / 0.04%	0 / 0%	\$8,160 / 0.07%

*** DOLLARS REPORTED BUT NOT SHOWN IN THESE COLUMNS. T=TREASURY, N=NON-TREASURY, S=SUBCONTRACTOR FUNDS & PROCUREMENT CARD HUB PURCHASES, TC=TERM CONTRACT, I= INTER GOVERNMENTAL



TEXAS HISTORICALLY UNDERUTILIZED BUSINESS (HUB) SEMI-ANNUAL REPORT RECEIVED FOR FISCAL YEAR 2025

SECTION VII - STATE AGENCY EXPENDITURE DATA

FUND TYPE	TOTAL EXPENDITURE	TOTAL SPENT WITH HUBS AMOUNT / %	BLACK AMOUNT / %	HISPANIC AMOUNT / %	WOMAN AMOUNT / %	ASIAN PACIFIC AMOUNT / %	NATIVE AMERICAN AMOUNT / %	SERVICE-DISABLED VETERAN AMOUNT / %
731 - TEXAS WOMAN'S UNIVERSITY - Statewide Grand Total Expenditures								
T	0	0 / 0%	0 / 0%	0 / 0%	0 / 0%	0 / 0%	0 / 0%	0 / 0%
N	\$77,766,393	\$5,136,916 / 6.61%	\$31,315 / 0.04%	\$715,821 / 0.92%	\$3,732,084 / 4.80%	\$561,986 / 0.72%	0 / 0%	\$95,710 / 0.12%
S	***	\$7,259,485 / 11.22%	\$371,583 / 0.57%	\$5,906,365 / 9.13%	\$664,991 / 1.03%	\$316,546 / 0.49%	0 / 0%	0 / 0%
-TC	0	0 / 0%	0 / 0%	0 / 0%	0 / 0%	0 / 0%	0 / 0%	0 / 0%
-I	0	0 / 0%	0 / 0%	0 / 0%	0 / 0%	0 / 0%	0 / 0%	0 / 0%
	\$77,766,393	\$12,396,401 / 17.82%	\$402,898 / 0.61%	\$6,622,185 / 10.05%	\$4,397,075 / 5.83%	\$878,532 / 1.21%	0 / 0%	\$95,710 / 0.12%

*** DOLLARS REPORTED BUT NOT SHOWN IN THESE COLUMNS. T=TREASURY, N=NON-TREASURY, S=SUBCONTRACTOR FUNDS & PROCUREMENT CARD HUB PURCHASES, TC=TERM CONTRACT, I= INTER GOVERNMENTAL



TEXAS HISTORICALLY UNDERUTILIZED BUSINESS (HUB) SEMI-ANNUAL REPORT RECEIVED FOR FISCAL YEAR 2025

SECTION VII - STATE AGENCY EXPENDITURE DATA

FUND TYPE	TOTAL EXPENDITURE	TOTAL SPENT WITH HUBS AMOUNT / %	BLACK AMOUNT / %	HISPANIC AMOUNT / %	WOMAN AMOUNT / %	ASIAN PACIFIC AMOUNT / %	NATIVE AMERICAN AMOUNT / %	SERVICE- DISABLED VETERAN AMOUNT / %
-----------	-------------------	-------------------------------------	---------------------	------------------------	---------------------	--------------------------------	----------------------------------	---

732 - TEXAS A & M UNIVERSITY - KINGSVILLE - HEAVY CONSTRUCTION UNADJUSTED GOAL IS 11.2%

T	0	0 / 0%	0 / 0%	0 / 0%	0 / 0%	0 / 0%	0 / 0%	0 / 0%
N	0	0 / 0%	0 / 0%	0 / 0%	0 / 0%	0 / 0%	0 / 0%	0 / 0%
S	***	0 / 0%	0 / 0%	0 / 0%	0 / 0%	0 / 0%	0 / 0%	0 / 0%
-TC	0	0 / 0%	0 / 0%	0 / 0%	0 / 0%	0 / 0%	0 / 0%	0 / 0%
-I	0	0 / 0%	0 / 0%	0 / 0%	0 / 0%	0 / 0%	0 / 0%	0 / 0%
	0	0 / 0%	0 / 0%	0 / 0%	0 / 0%	0 / 0%	0 / 0%	0 / 0%

732 - TEXAS A & M UNIVERSITY - KINGSVILLE - BUILDING CONSTRUCTION UNADJUSTED GOAL IS 21.1%

T	0	0 / 0%	0 / 0%	0 / 0%	0 / 0%	0 / 0%	0 / 0%	0 / 0%
N	\$1,617,327	\$476,929 / 29.49%	0 / 0%	\$385,501 / 23.84%	\$91,428 / 5.65%	0 / 0%	0 / 0%	0 / 0%
S	***	0 / 0%	0 / 0%	0 / 0%	0 / 0%	0 / 0%	0 / 0%	0 / 0%
-TC	0	0 / 0%	0 / 0%	0 / 0%	0 / 0%	0 / 0%	0 / 0%	0 / 0%
-I	0	0 / 0%	0 / 0%	0 / 0%	0 / 0%	0 / 0%	0 / 0%	0 / 0%
	\$1,617,327	\$476,929 / 29.49%	0 / 0%	\$385,501 / 23.84%	\$91,428 / 5.65%	0 / 0%	0 / 0%	0 / 0%

732 - TEXAS A & M UNIVERSITY - KINGSVILLE - SPECIAL TRADE UNADJUSTED GOAL IS 32.9%

T	0	0 / 0%	0 / 0%	0 / 0%	0 / 0%	0 / 0%	0 / 0%	0 / 0%
N	\$738,423	\$359,891 / 48.74%	0 / 0%	\$346,758 / 46.96%	\$13,133 / 1.78%	0 / 0%	0 / 0%	0 / 0%
S	***	\$19,120 / 3.17%	\$16,900 / 2.80%	\$2,220 / 0.37%	0 / 0%	0 / 0%	0 / 0%	0 / 0%
-TC	0	0 / 0%	0 / 0%	0 / 0%	0 / 0%	0 / 0%	0 / 0%	0 / 0%
-I	0	0 / 0%	0 / 0%	0 / 0%	0 / 0%	0 / 0%	0 / 0%	0 / 0%
	\$738,423	\$379,011 / 51.91%	\$16,900 / 2.80%	\$348,978 / 47.33%	\$13,133 / 1.78%	0 / 0%	0 / 0%	0 / 0%

*** DOLLARS REPORTED BUT NOT SHOWN IN THESE COLUMNS. T=TREASURY, N=NON-TREASURY, S=SUBCONTRACTOR FUNDS & PROCUREMENT CARD HUB PURCHASES, TC=TERM CONTRACT, I= INTER GOVERNMENT



TEXAS HISTORICALLY UNDERUTILIZED BUSINESS (HUB) SEMI-ANNUAL REPORT RECEIVED FOR FISCAL YEAR 2025

SECTION VII - STATE AGENCY EXPENDITURE DATA

FUND TYPE	TOTAL EXPENDITURE	TOTAL SPENT WITH HUBS AMOUNT / %	BLACK AMOUNT / %	HISPANIC AMOUNT / %	WOMAN AMOUNT / %	ASIAN PACIFIC AMOUNT / %	NATIVE AMERICAN AMOUNT / %	SERVICE-DISABLED VETERAN AMOUNT / %
-----------	-------------------	----------------------------------	------------------	---------------------	------------------	--------------------------	----------------------------	-------------------------------------

732 - TEXAS A & M UNIVERSITY - KINGSVILLE - PROFESSIONAL SERVICES UNADJUSTED GOAL IS 23.7%

T	0	0 / 0%	0 / 0%	0 / 0%	0 / 0%	0 / 0%	0 / 0%	0 / 0%
N	\$536,775	0 / 0%	0 / 0%	0 / 0%	0 / 0%	0 / 0%	0 / 0%	0 / 0%
S	***	0 / 0%	0 / 0%	0 / 0%	0 / 0%	0 / 0%	0 / 0%	0 / 0%
-TC	0	0 / 0%	0 / 0%	0 / 0%	0 / 0%	0 / 0%	0 / 0%	0 / 0%
-I	0	0 / 0%	0 / 0%	0 / 0%	0 / 0%	0 / 0%	0 / 0%	0 / 0%
	\$536,775	0 / 0%	0 / 0%	0 / 0%	0 / 0%	0 / 0%	0 / 0%	0 / 0%

732 - TEXAS A & M UNIVERSITY - KINGSVILLE - OTHER SERVICES UNADJUSTED GOAL IS 26%

T	0	0 / 0%	0 / 0%	0 / 0%	0 / 0%	0 / 0%	0 / 0%	0 / 0%
N	\$11,421,813	\$1,475,010 / 12.91%	\$146 / 0.00%	\$1,335,446 / 11.69%	\$139,417 / 1.22%	0 / 0%	0 / 0%	0 / 0%
S	***	\$30,819 / 0.29%	\$1,271 / 0.01%	\$29,548 / 0.28%	0 / 0%	0 / 0%	0 / 0%	0 / 0%
-TC	0	0 / 0%	0 / 0%	0 / 0%	0 / 0%	0 / 0%	0 / 0%	0 / 0%
-I	0	0 / 0%	0 / 0%	0 / 0%	0 / 0%	0 / 0%	0 / 0%	0 / 0%
	\$11,421,813	\$1,505,828 / 13.20%	\$1,417 / 0.01%	\$1,364,994 / 11.97%	\$139,417 / 1.22%	0 / 0%	0 / 0%	0 / 0%

732 - TEXAS A & M UNIVERSITY - KINGSVILLE - COMMODITY PURCHASING UNADJUSTED GOAL IS 21.1%

T	\$-64,198	-\$64,198 / 100.00%	-\$64,198 / 100.00%	0 / 0%	0 / 0%	0 / 0%	0 / 0%	0 / 0%
N	\$8,529,994	\$2,250,139 / 26.38%	\$565,441 / 6.63%	\$545,110 / 6.39%	\$1,139,540 / 13.36%	\$47 / 0.00%	0 / 0%	0 / 0%
S	***	\$27,261 / 0.95%	\$14,476 / 0.50%	\$11,845 / 0.41%	\$940 / 0.03%	0 / 0%	0 / 0%	0 / 0%
-TC	0	0 / 0%	0 / 0%	0 / 0%	0 / 0%	0 / 0%	0 / 0%	0 / 0%
-I	0	0 / 0%	0 / 0%	0 / 0%	0 / 0%	0 / 0%	0 / 0%	0 / 0%
	\$8,465,795	\$2,213,202 / 127.33%	\$515,719 / 107.13%	\$556,955 / 6.80%	\$1,140,480 / 13.39%	\$47 / 0.00%	0 / 0%	0 / 0%

*** DOLLARS REPORTED BUT NOT SHOWN IN THESE COLUMNS. T=TREASURY, N=NON-TREASURY, S=SUBCONTRACTOR FUNDS & PROCUREMENT CARD HUB PURCHASES, TC=TERM CONTRACT, I= INTER GOVERNMENTAL



TEXAS HISTORICALLY UNDERUTILIZED BUSINESS (HUB) SEMI-ANNUAL REPORT RECEIVED FOR FISCAL YEAR 2025

SECTION VII - STATE AGENCY EXPENDITURE DATA

FUND TYPE	TOTAL EXPENDITURE	TOTAL SPENT WITH HUBS AMOUNT / %	BLACK AMOUNT / %	HISPANIC AMOUNT / %	WOMAN AMOUNT / %	ASIAN PACIFIC AMOUNT / %	NATIVE AMERICAN AMOUNT / %	SERVICE-DISABLED VETERAN AMOUNT / %
732 - TEXAS A & M UNIVERSITY - KINGSVILLE - Statewide Grand Total Expenditures								
T	\$-64,198	-\$64,198 / 100.00%	-\$64,198 / 100.00%	0 / 0%	0 / 0%	0 / 0%	0 / 0%	0 / 0%
N	\$22,844,333	\$4,561,968 / 19.97%	\$565,587 / 2.48%	\$2,612,815 / 11.44%	\$1,383,519 / 6.06%	\$47 / 0.00%	0 / 0%	0 / 0%
S	***	\$77,200 / 0.55%	\$32,647 / 0.23%	\$43,613 / 0.31%	\$940 / 0.01%	0 / 0%	0 / 0%	0 / 0%
-TC	0	0 / 0%	0 / 0%	0 / 0%	0 / 0%	0 / 0%	0 / 0%	0 / 0%
-I	0	0 / 0%	0 / 0%	0 / 0%	0 / 0%	0 / 0%	0 / 0%	0 / 0%
	\$22,780,134	\$4,574,970 / 120.52%	\$534,036 / 102.71%	\$2,656,428 / 11.75%	\$1,384,459 / 6.06%	\$47 / 0.00%	0 / 0%	0 / 0%

*** DOLLARS REPORTED BUT NOT SHOWN IN THESE COLUMNS. T=TREASURY, N=NON-TREASURY, S=SUBCONTRACTOR FUNDS & PROCUREMENT CARD HUB PURCHASES, TC=TERM CONTRACT, I= INTER GOVERNMENTAL



TEXAS HISTORICALLY UNDERUTILIZED BUSINESS (HUB) SEMI-ANNUAL REPORT RECEIVED FOR FISCAL YEAR 2025

SECTION VII - STATE AGENCY EXPENDITURE DATA

FUND TYPE	TOTAL EXPENDITURE	TOTAL SPENT WITH HUBS AMOUNT / %	BLACK AMOUNT / %	HISPANIC AMOUNT / %	WOMAN AMOUNT / %	ASIAN PACIFIC AMOUNT / %	NATIVE AMERICAN AMOUNT / %	SERVICE-DISABLED VETERAN AMOUNT / %
-----------	-------------------	----------------------------------	------------------	---------------------	------------------	--------------------------	----------------------------	-------------------------------------

733 - TEXAS TECH UNIVERSITY - HEAVY CONSTRUCTION UNADJUSTED GOAL IS 11.2%

T	\$625,628	\$4,633 / 0.74%	0 / 0%	0 / 0%	\$4,633 / 0.74%	0 / 0%	0 / 0%	0 / 0%
N	\$1,376,871	\$9,266 / 0.67%	0 / 0%	0 / 0%	\$9,266 / 0.67%	0 / 0%	0 / 0%	0 / 0%
S	***	0 / 0%	0 / 0%	0 / 0%	0 / 0%	0 / 0%	0 / 0%	0 / 0%
-TC	0	0 / 0%	0 / 0%	0 / 0%	0 / 0%	0 / 0%	0 / 0%	0 / 0%
-I	0	0 / 0%	0 / 0%	0 / 0%	0 / 0%	0 / 0%	0 / 0%	0 / 0%
	\$2,002,499	\$13,900 / 1.41%	0 / 0%	0 / 0%	\$13,900 / 1.41%	0 / 0%	0 / 0%	0 / 0%

733 - TEXAS TECH UNIVERSITY - BUILDING CONSTRUCTION UNADJUSTED GOAL IS 21.1%

T	\$436,366	\$380,695 / 87.24%	0 / 0%	\$111,475 / 25.55%	\$269,220 / 61.70%	0 / 0%	0 / 0%	0 / 0%
N	\$1,920,967	\$971,854 / 50.59%	0 / 0%	0 / 0%	\$971,854 / 50.59%	0 / 0%	0 / 0%	0 / 0%
S	***	\$106,990 / 4.65%	0 / 0%	0 / 0%	\$52,887 / 2.30%	\$54,103 / 2.35%	0 / 0%	0 / 0%
-TC	0	0 / 0%	0 / 0%	0 / 0%	0 / 0%	0 / 0%	0 / 0%	0 / 0%
-I	0	0 / 0%	0 / 0%	0 / 0%	0 / 0%	0 / 0%	0 / 0%	0 / 0%
	\$2,357,333	\$1,459,538 / 142.48%	0 / 0%	\$111,475 / 25.55%	\$1,293,961 / 114.58%	\$54,103 / 2.35%	0 / 0%	0 / 0%

733 - TEXAS TECH UNIVERSITY - SPECIAL TRADE UNADJUSTED GOAL IS 32.9%

T	\$5,253,677	\$1,079,404 / 20.55%	\$21,149 / 0.40%	\$72,431 / 1.38%	\$985,824 / 18.76%	0 / 0%	0 / 0%	0 / 0%
N	\$21,664,562	\$3,300,530 / 15.23%	\$1,053 / 0.00%	\$1,320,048 / 6.09%	\$1,509,376 / 6.97%	0 / 0%	\$470,054 / 2.17%	0 / 0%
S	***	\$1,092,262 / 4.13%	\$52,162 / 0.20%	\$344,053 / 1.30%	\$696,047 / 2.63%	0 / 0%	0 / 0%	0 / 0%
-TC	0	0 / 0%	0 / 0%	0 / 0%	0 / 0%	0 / 0%	0 / 0%	0 / 0%
-I	0	0 / 0%	0 / 0%	0 / 0%	0 / 0%	0 / 0%	0 / 0%	0 / 0%
	\$26,918,239	\$5,472,197 / 39.91%	\$74,364 / 0.60%	\$1,736,532 / 8.77%	\$3,191,247 / 28.36%	0 / 0%	\$470,054 / 2.17%	0 / 0%

*** DOLLARS REPORTED BUT NOT SHOWN IN THESE COLUMNS. T=TREASURY, N=NON-TREASURY, S=SUBCONTRACTOR FUNDS & PROCUREMENT CARD HUB PURCHASES, TC=TERM CONTRACT, I= INTER GOVERNMENTAL



TEXAS HISTORICALLY UNDERUTILIZED BUSINESS (HUB) SEMI-ANNUAL REPORT RECEIVED FOR FISCAL YEAR 2025

SECTION VII - STATE AGENCY EXPENDITURE DATA

FUND TYPE	TOTAL EXPENDITURE	TOTAL SPENT WITH HUBS AMOUNT / %	BLACK AMOUNT / %	HISPANIC AMOUNT / %	WOMAN AMOUNT / %	ASIAN PACIFIC AMOUNT / %	NATIVE AMERICAN AMOUNT / %	SERVICE-DISABLED VETERAN AMOUNT / %
-----------	-------------------	----------------------------------	------------------	---------------------	------------------	--------------------------	----------------------------	-------------------------------------

733 - TEXAS TECH UNIVERSITY - PROFESSIONAL SERVICES UNADJUSTED GOAL IS 23.7%

T	\$12,696	0 / 0%	0 / 0%	0 / 0%	0 / 0%	0 / 0%	0 / 0%	0 / 0%
N	\$419,505	0 / 0%	0 / 0%	0 / 0%	0 / 0%	0 / 0%	0 / 0%	0 / 0%
S	***	0 / 0%	0 / 0%	0 / 0%	0 / 0%	0 / 0%	0 / 0%	0 / 0%
-TC	0	0 / 0%	0 / 0%	0 / 0%	0 / 0%	0 / 0%	0 / 0%	0 / 0%
-I	0	0 / 0%	0 / 0%	0 / 0%	0 / 0%	0 / 0%	0 / 0%	0 / 0%
	\$432,201	0 / 0%	0 / 0%	0 / 0%	0 / 0%	0 / 0%	0 / 0%	0 / 0%

733 - TEXAS TECH UNIVERSITY - OTHER SERVICES UNADJUSTED GOAL IS 26%

T	\$605,061	\$21,848 / 3.61%	\$6,989 / 1.16%	\$14,859 / 2.46%	0 / 0%	0 / 0%	0 / 0%	0 / 0%
N	\$32,204,238	\$2,701,048 / 8.39%	\$906,143 / 2.81%	\$436,514 / 1.36%	\$1,304,698 / 4.05%	\$52,100 / 0.16%	\$1,593 / 0.00%	0 / 0%
S	***	0 / 0%	0 / 0%	0 / 0%	0 / 0%	0 / 0%	0 / 0%	0 / 0%
-TC	0	0 / 0%	0 / 0%	0 / 0%	0 / 0%	0 / 0%	0 / 0%	0 / 0%
-I	0	0 / 0%	0 / 0%	0 / 0%	0 / 0%	0 / 0%	0 / 0%	0 / 0%
	\$32,809,299	\$2,722,896 / 12.00%	\$913,132 / 3.97%	\$451,373 / 3.81%	\$1,304,698 / 4.05%	\$52,100 / 0.16%	\$1,593 / 0.00%	0 / 0%

733 - TEXAS TECH UNIVERSITY - COMMODITY PURCHASING UNADJUSTED GOAL IS 21.1%

T	\$6,034,961	\$2,383,367 / 39.49%	\$1,568,530 / 25.99%	\$701,308 / 11.62%	\$112,106 / 1.86%	\$1,423 / 0.02%	0 / 0%	0 / 0%
N	\$54,357,485	\$20,716,593 / 38.11%	\$8,744,177 / 16.09%	\$6,498,001 / 11.95%	\$5,445,727 / 10.02%	\$4,877 / 0.01%	\$23,811 / 0.04%	0 / 0%
S	***	\$11,580 / 0.09%	0 / 0%	\$2,454 / 0.02%	\$6,944 / 0.05%	0 / 0%	\$2,182 / 0.02%	0 / 0%
-TC	0	0 / 0%	0 / 0%	0 / 0%	0 / 0%	0 / 0%	0 / 0%	0 / 0%
-I	0	0 / 0%	0 / 0%	0 / 0%	0 / 0%	0 / 0%	0 / 0%	0 / 0%
	\$60,392,445	\$23,111,540 / 77.69%	\$10,312,707 / 42.08%	\$7,201,763 / 23.59%	\$5,564,778 / 11.93%	\$6,300 / 0.03%	\$25,992 / 0.06%	0 / 0%

*** DOLLARS REPORTED BUT NOT SHOWN IN THESE COLUMNS. T=TREASURY, N=NON-TREASURY, S=SUBCONTRACTOR FUNDS & PROCUREMENT CARD HUB PURCHASES, TC=TERM CONTRACT, I= INTER GOVERNMENTAL



TEXAS HISTORICALLY UNDERUTILIZED BUSINESS (HUB) SEMI-ANNUAL REPORT RECEIVED FOR FISCAL YEAR 2025

SECTION VII - STATE AGENCY EXPENDITURE DATA

FUND TYPE	TOTAL EXPENDITURE	TOTAL SPENT WITH HUBS AMOUNT / %	BLACK AMOUNT / %	HISPANIC AMOUNT / %	WOMAN AMOUNT / %	ASIAN PACIFIC AMOUNT / %	NATIVE AMERICAN AMOUNT / %	SERVICE-DISABLED VETERAN AMOUNT / %
733 - TEXAS TECH UNIVERSITY - Statewide Grand Total Expenditures								
T	\$12,968,388	\$3,869,948 / 29.84%	\$1,596,669 / 12.31%	\$900,073 / 6.94%	\$1,371,783 / 10.58%	\$1,423 / 0.01%	0 / 0%	0 / 0%
N	\$111,943,627	\$27,699,291 / 24.74%	\$9,651,372 / 8.62%	\$8,254,563 / 7.37%	\$9,240,922 / 8.25%	\$56,977 / 0.05%	\$495,458 / 0.44%	0 / 0%
S	***	\$1,210,832 / 2.90%	\$52,162 / 0.12%	\$346,507 / 0.83%	\$755,878 / 1.81%	\$54,103 / 0.13%	\$2,182 / 0.01%	0 / 0%
-TC	0	0 / 0%	0 / 0%	0 / 0%	0 / 0%	0 / 0%	0 / 0%	0 / 0%
-I	0	0 / 0%	0 / 0%	0 / 0%	0 / 0%	0 / 0%	0 / 0%	0 / 0%
	\$124,912,015	\$32,780,071 / 57.48%	\$11,300,203 / 21.06%	\$9,501,143 / 15.14%	\$11,368,583 / 20.64%	\$112,503 / 0.19%	\$497,639 / 0.45%	0 / 0%

*** DOLLARS REPORTED BUT NOT SHOWN IN THESE COLUMNS. T=TREASURY, N=NON-TREASURY, S=SUBCONTRACTOR FUNDS & PROCUREMENT CARD HUB PURCHASES, TC=TERM CONTRACT, I= INTER GOVERNMENTAL



TEXAS HISTORICALLY UNDERUTILIZED BUSINESS (HUB) SEMI-ANNUAL REPORT RECEIVED FOR FISCAL YEAR 2025

SECTION VII - STATE AGENCY EXPENDITURE DATA

FUND TYPE	TOTAL EXPENDITURE	TOTAL SPENT WITH HUBS AMOUNT / %	BLACK AMOUNT / %	HISPANIC AMOUNT / %	WOMAN AMOUNT / %	ASIAN PACIFIC AMOUNT / %	NATIVE AMERICAN AMOUNT / %	SERVICE- DISABLED VETERAN AMOUNT / %
-----------	-------------------	-------------------------------------	---------------------	------------------------	---------------------	--------------------------------	----------------------------------	---

734 - LAMAR UNIVERSITY - BEAUMONT - HEAVY CONSTRUCTION UNADJUSTED GOAL IS 11.2%

T	0	0 / 0%	0 / 0%	0 / 0%	0 / 0%	0 / 0%	0 / 0%	0 / 0%
N	0	0 / 0%	0 / 0%	0 / 0%	0 / 0%	0 / 0%	0 / 0%	0 / 0%
S	***	0 / 0%	0 / 0%	0 / 0%	0 / 0%	0 / 0%	0 / 0%	0 / 0%
-TC	0	0 / 0%	0 / 0%	0 / 0%	0 / 0%	0 / 0%	0 / 0%	0 / 0%
-I	0	0 / 0%	0 / 0%	0 / 0%	0 / 0%	0 / 0%	0 / 0%	0 / 0%
	0	0 / 0%	0 / 0%	0 / 0%	0 / 0%	0 / 0%	0 / 0%	0 / 0%

734 - LAMAR UNIVERSITY - BEAUMONT - BUILDING CONSTRUCTION UNADJUSTED GOAL IS 21.1%

T	\$1,248,592	\$1,209,081 / 96.84%	0 / 0%	\$1,209,081 / 96.84%	0 / 0%	0 / 0%	0 / 0%	0 / 0%
N	\$1,236,665	\$1,236,665 / 100.00%	0 / 0%	\$499,015 / 40.35%	\$737,649 / 59.65%	0 / 0%	0 / 0%	0 / 0%
S	***	\$993 / 0.04%	0 / 0%	0 / 0%	\$993 / 0.04%	0 / 0%	0 / 0%	0 / 0%
-TC	0	0 / 0%	0 / 0%	0 / 0%	0 / 0%	0 / 0%	0 / 0%	0 / 0%
-I	0	0 / 0%	0 / 0%	0 / 0%	0 / 0%	0 / 0%	0 / 0%	0 / 0%
	\$2,485,257	\$2,446,739 / 196.88%	0 / 0%	\$1,708,097 / 137.19%	\$738,642 / 59.69%	0 / 0%	0 / 0%	0 / 0%

734 - LAMAR UNIVERSITY - BEAUMONT - SPECIAL TRADE UNADJUSTED GOAL IS 32.9%

T	\$3,030,510	\$259,403 / 8.56%	0 / 0%	\$105,913 / 3.49%	\$153,490 / 5.06%	0 / 0%	0 / 0%	0 / 0%
N	\$9,067,551	\$1,364,010 / 15.04%	0 / 0%	\$143,159 / 1.58%	\$1,220,851 / 13.46%	0 / 0%	0 / 0%	0 / 0%
S	***	\$389,458 / 3.61%	0 / 0%	\$235,000 / 2.18%	\$154,458 / 1.43%	0 / 0%	0 / 0%	0 / 0%
-TC	0	0 / 0%	0 / 0%	0 / 0%	0 / 0%	0 / 0%	0 / 0%	0 / 0%
-I	0	0 / 0%	0 / 0%	0 / 0%	0 / 0%	0 / 0%	0 / 0%	0 / 0%
	\$12,098,061	\$2,012,871 / 27.21%	0 / 0%	\$484,072 / 7.25%	\$1,528,799 / 19.96%	0 / 0%	0 / 0%	0 / 0%

*** DOLLARS REPORTED BUT NOT SHOWN IN THESE COLUMNS. T=TREASURY, N=NON-TREASURY, S=SUBCONTRACTOR FUNDS & PROCUREMENT CARD HUB PURCHASES, TC=TERM CONTRACT, I= INTER GOVERNMENT



TEXAS HISTORICALLY UNDERUTILIZED BUSINESS (HUB) SEMI-ANNUAL REPORT RECEIVED FOR FISCAL YEAR 2025

SECTION VII - STATE AGENCY EXPENDITURE DATA

FUND TYPE	TOTAL EXPENDITURE	TOTAL SPENT WITH HUBS AMOUNT / %	BLACK AMOUNT / %	HISPANIC AMOUNT / %	WOMAN AMOUNT / %	ASIAN PACIFIC AMOUNT / %	NATIVE AMERICAN AMOUNT / %	SERVICE-DISABLED VETERAN AMOUNT / %
-----------	-------------------	----------------------------------	------------------	---------------------	------------------	--------------------------	----------------------------	-------------------------------------

734 - LAMAR UNIVERSITY - BEAUMONT - PROFESSIONAL SERVICES UNADJUSTED GOAL IS 23.7%

T	\$708,256	\$100 / 0.01%	0 / 0%	\$100 / 0.01%	0 / 0%	0 / 0%	0 / 0%	0 / 0%
N	\$1,581,218	\$22,632 / 1.43%	0 / 0%	0 / 0%	0 / 0%	\$22,632 / 1.43%	0 / 0%	0 / 0%
S	***	\$945,949 / 41.80%	0 / 0%	\$483,746 / 21.38%	\$185,621 / 8.20%	\$268,550 / 11.87%	\$8,033 / 0.35%	0 / 0%
-TC	0	0 / 0%	0 / 0%	0 / 0%	0 / 0%	0 / 0%	0 / 0%	0 / 0%
-I	0	0 / 0%	0 / 0%	0 / 0%	0 / 0%	0 / 0%	0 / 0%	0 / 0%
	\$2,289,474	\$968,681 / 43.25%	0 / 0%	\$483,846 / 21.39%	\$185,621 / 8.20%	\$291,182 / 13.30%	\$8,033 / 0.35%	0 / 0%

734 - LAMAR UNIVERSITY - BEAUMONT - OTHER SERVICES UNADJUSTED GOAL IS 26%

T	\$612,991	\$25,736 / 4.20%	0 / 0%	\$14,753 / 2.41%	\$10,984 / 1.79%	0 / 0%	0 / 0%	0 / 0%
N	\$6,530,888	\$644,340 / 9.87%	\$10,629 / 0.16%	\$171,111 / 2.62%	\$462,310 / 7.08%	\$290 / 0.00%	0 / 0%	0 / 0%
S	***	\$2,706 / 0.84%	0 / 0%	0 / 0%	\$2,706 / 0.84%	0 / 0%	0 / 0%	0 / 0%
-TC	\$4,754	0 / 0%	0 / 0%	0 / 0%	0 / 0%	0 / 0%	0 / 0%	0 / 0%
-I	0	0 / 0%	0 / 0%	0 / 0%	0 / 0%	0 / 0%	0 / 0%	0 / 0%
	\$7,139,125	\$672,782 / 14.90%	\$10,629 / 0.16%	\$185,864 / 5.03%	\$475,999 / 9.71%	\$290 / 0.00%	0 / 0%	0 / 0%

734 - LAMAR UNIVERSITY - BEAUMONT - COMMODITY PURCHASING UNADJUSTED GOAL IS 21.1%

T	\$2,425,652	\$915,265 / 37.73%	\$643,352 / 26.52%	\$88,337 / 3.64%	\$104,004 / 4.29%	\$79,572 / 3.28%	0 / 0%	0 / 0%
N	\$10,511,663	\$960,511 / 9.14%	\$152,675 / 1.45%	\$399,467 / 3.80%	\$408,370 / 3.88%	0 / 0%	0 / 0%	0 / 0%
S	***	\$85,345 / 1.81%	0 / 0%	\$85,345 / 1.81%	0 / 0%	0 / 0%	0 / 0%	0 / 0%
-TC	\$5,477	0 / 0%	0 / 0%	0 / 0%	0 / 0%	0 / 0%	0 / 0%	0 / 0%
-I	0	0 / 0%	0 / 0%	0 / 0%	0 / 0%	0 / 0%	0 / 0%	0 / 0%
	\$12,931,838	\$1,961,121 / 48.68%	\$796,027 / 27.98%	\$573,148 / 9.25%	\$512,374 / 8.17%	\$79,572 / 3.28%	0 / 0%	0 / 0%

*** DOLLARS REPORTED BUT NOT SHOWN IN THESE COLUMNS. T=TREASURY, N=NON-TREASURY, S=SUBCONTRACTOR FUNDS & PROCUREMENT CARD HUB PURCHASES, TC=TERM CONTRACT, I= INTER GOVERNMENTAL



TEXAS HISTORICALLY UNDERUTILIZED BUSINESS (HUB) SEMI-ANNUAL REPORT RECEIVED FOR FISCAL YEAR 2025

SECTION VII - STATE AGENCY EXPENDITURE DATA

FUND TYPE	TOTAL EXPENDITURE	TOTAL SPENT WITH HUBS AMOUNT / %	BLACK AMOUNT / %	HISPANIC AMOUNT / %	WOMAN AMOUNT / %	ASIAN PACIFIC AMOUNT / %	NATIVE AMERICAN AMOUNT / %	SERVICE-DISABLED VETERAN AMOUNT / %
734 - LAMAR UNIVERSITY - BEAUMONT - Statewide Grand Total Expenditures								
T	\$8,026,001	\$2,409,586 / 30.02%	\$643,352 / 8.02%	\$1,418,184 / 17.67%	\$268,478 / 3.35%	\$79,572 / 0.99%	0 / 0%	0 / 0%
N	\$28,927,985	\$4,228,157 / 14.62%	\$163,304 / 0.56%	\$1,212,752 / 4.19%	\$2,829,180 / 9.78%	\$22,922 / 0.08%	0 / 0%	0 / 0%
S	***	\$1,424,452 / 6.92%	0 / 0%	\$804,091 / 3.91%	\$343,779 / 1.67%	\$268,550 / 1.30%	\$8,033 / 0.04%	0 / 0%
-TC	\$10,230	0 / 0%	0 / 0%	0 / 0%	0 / 0%	0 / 0%	0 / 0%	0 / 0%
-I	0	0 / 0%	0 / 0%	0 / 0%	0 / 0%	0 / 0%	0 / 0%	0 / 0%
	\$36,943,756	\$8,062,195 / 51.56%	\$806,656 / 8.58%	\$3,435,026 / 25.77%	\$3,441,437 / 14.80%	\$371,043 / 2.38%	\$8,033 / 0.04%	0 / 0%

*** DOLLARS REPORTED BUT NOT SHOWN IN THESE COLUMNS. T=TREASURY, N=NON-TREASURY, S=SUBCONTRACTOR FUNDS & PROCUREMENT CARD HUB PURCHASES, TC=TERM CONTRACT, I= INTER GOVERNMENTAL



TEXAS HISTORICALLY UNDERUTILIZED BUSINESS (HUB) SEMI-ANNUAL REPORT RECEIVED FOR FISCAL YEAR 2025

SECTION VII - STATE AGENCY EXPENDITURE DATA

FUND TYPE	TOTAL EXPENDITURE	TOTAL SPENT WITH HUBS AMOUNT / %	BLACK AMOUNT / %	HISPANIC AMOUNT / %	WOMAN AMOUNT / %	ASIAN PACIFIC AMOUNT / %	NATIVE AMERICAN AMOUNT / %	SERVICE-DISABLED VETERAN AMOUNT / %
-----------	-------------------	----------------------------------	------------------	---------------------	------------------	--------------------------	----------------------------	-------------------------------------

735 - MIDWESTERN STATE UNIVERSITY - HEAVY CONSTRUCTION UNADJUSTED GOAL IS 11.2%

T	\$16,801	0 / 0%	0 / 0%	0 / 0%	0 / 0%	0 / 0%	0 / 0%	0 / 0%
N	\$24,603	0 / 0%	0 / 0%	0 / 0%	0 / 0%	0 / 0%	0 / 0%	0 / 0%
S	***	0 / 0%	0 / 0%	0 / 0%	0 / 0%	0 / 0%	0 / 0%	0 / 0%
-TC	0	0 / 0%	0 / 0%	0 / 0%	0 / 0%	0 / 0%	0 / 0%	0 / 0%
-I	0	0 / 0%	0 / 0%	0 / 0%	0 / 0%	0 / 0%	0 / 0%	0 / 0%
	\$41,404	0 / 0%	0 / 0%	0 / 0%	0 / 0%	0 / 0%	0 / 0%	0 / 0%

735 - MIDWESTERN STATE UNIVERSITY - BUILDING CONSTRUCTION UNADJUSTED GOAL IS 21.1%

T	\$41,226	0 / 0%	0 / 0%	0 / 0%	0 / 0%	0 / 0%	0 / 0%	0 / 0%
N	\$17,974,693	\$951,606 / 5.29%	0 / 0%	\$357,175 / 1.99%	\$57,123 / 0.32%	0 / 0%	0 / 0%	\$537,308 / 2.99%
S	***	\$288,889 / 1.60%	0 / 0%	\$254,475 / 1.41%	\$11,981 / 0.07%	0 / 0%	\$22,432 / 0.12%	0 / 0%
-TC	0	0 / 0%	0 / 0%	0 / 0%	0 / 0%	0 / 0%	0 / 0%	0 / 0%
-I	0	0 / 0%	0 / 0%	0 / 0%	0 / 0%	0 / 0%	0 / 0%	0 / 0%
	\$18,015,919	\$1,240,494 / 6.90%	0 / 0%	\$611,650 / 3.40%	\$69,104 / 0.38%	0 / 0%	\$22,432 / 0.12%	\$537,308 / 2.99%

735 - MIDWESTERN STATE UNIVERSITY - SPECIAL TRADE UNADJUSTED GOAL IS 32.9%

T	\$723,554	\$185,385 / 25.62%	0 / 0%	0 / 0%	\$185,385 / 25.62%	0 / 0%	0 / 0%	0 / 0%
N	\$264,210	\$915 / 0.35%	0 / 0%	\$915 / 0.35%	0 / 0%	0 / 0%	0 / 0%	0 / 0%
S	***	0 / 0%	0 / 0%	0 / 0%	0 / 0%	0 / 0%	0 / 0%	0 / 0%
-TC	0	0 / 0%	0 / 0%	0 / 0%	0 / 0%	0 / 0%	0 / 0%	0 / 0%
-I	0	0 / 0%	0 / 0%	0 / 0%	0 / 0%	0 / 0%	0 / 0%	0 / 0%
	\$987,765	\$186,300 / 25.97%	0 / 0%	\$915 / 0.35%	\$185,385 / 25.62%	0 / 0%	0 / 0%	0 / 0%

*** DOLLARS REPORTED BUT NOT SHOWN IN THESE COLUMNS. T=TREASURY, N=NON-TREASURY, S=SUBCONTRACTOR FUNDS & PROCUREMENT CARD HUB PURCHASES, TC=TERM CONTRACT, I= INTER GOVERNMENTAL



TEXAS HISTORICALLY UNDERUTILIZED BUSINESS (HUB) SEMI-ANNUAL REPORT RECEIVED FOR FISCAL YEAR 2025

SECTION VII - STATE AGENCY EXPENDITURE DATA

FUND TYPE	TOTAL EXPENDITURE	TOTAL SPENT WITH HUBS AMOUNT / %	BLACK AMOUNT / %	HISPANIC AMOUNT / %	WOMAN AMOUNT / %	ASIAN PACIFIC AMOUNT / %	NATIVE AMERICAN AMOUNT / %	SERVICE-DISABLED VETERAN AMOUNT / %
-----------	-------------------	----------------------------------	------------------	---------------------	------------------	--------------------------	----------------------------	-------------------------------------

735 - MIDWESTERN STATE UNIVERSITY - PROFESSIONAL SERVICES UNADJUSTED GOAL IS 23.7%

T	\$19,615	0 / 0%	0 / 0%	0 / 0%	0 / 0%	0 / 0%	0 / 0%	0 / 0%
N	\$213,874	\$3,233 / 1.51%	0 / 0%	0 / 0%	\$3,233 / 1.51%	0 / 0%	0 / 0%	0 / 0%
S	***	0 / 0%	0 / 0%	0 / 0%	0 / 0%	0 / 0%	0 / 0%	0 / 0%
-TC	0	0 / 0%	0 / 0%	0 / 0%	0 / 0%	0 / 0%	0 / 0%	0 / 0%
-I	0	0 / 0%	0 / 0%	0 / 0%	0 / 0%	0 / 0%	0 / 0%	0 / 0%
	\$233,489	\$3,233 / 1.51%	0 / 0%	0 / 0%	\$3,233 / 1.51%	0 / 0%	0 / 0%	0 / 0%

735 - MIDWESTERN STATE UNIVERSITY - OTHER SERVICES UNADJUSTED GOAL IS 26%

T	\$669,477	0 / 0%	0 / 0%	0 / 0%	0 / 0%	0 / 0%	0 / 0%	0 / 0%
N	\$2,002,657	\$38,602 / 1.93%	0 / 0%	0 / 0%	\$38,602 / 1.93%	0 / 0%	0 / 0%	0 / 0%
S	***	0 / 0%	0 / 0%	0 / 0%	0 / 0%	0 / 0%	0 / 0%	0 / 0%
-TC	0	0 / 0%	0 / 0%	0 / 0%	0 / 0%	0 / 0%	0 / 0%	0 / 0%
-I	\$10,155	0 / 0%	0 / 0%	0 / 0%	0 / 0%	0 / 0%	0 / 0%	0 / 0%
	\$2,661,979	\$38,602 / 1.93%	0 / 0%	0 / 0%	\$38,602 / 1.93%	0 / 0%	0 / 0%	0 / 0%

735 - MIDWESTERN STATE UNIVERSITY - COMMODITY PURCHASING UNADJUSTED GOAL IS 21.1%

T	\$748,022	\$51,766 / 6.92%	\$14,174 / 1.89%	\$930 / 0.12%	\$36,662 / 4.90%	0 / 0%	0 / 0%	0 / 0%
N	\$1,740,568	\$123,263 / 7.08%	\$20,204 / 1.16%	\$680 / 0.04%	\$101,640 / 5.84%	0 / 0%	0 / 0%	\$740 / 0.04%
S	***	\$10,639 / 0.44%	0 / 0%	\$2,082 / 0.09%	\$8,557 / 0.36%	0 / 0%	0 / 0%	0 / 0%
-TC	\$26,175	0 / 0%	0 / 0%	0 / 0%	0 / 0%	0 / 0%	0 / 0%	0 / 0%
-I	0	0 / 0%	0 / 0%	0 / 0%	0 / 0%	0 / 0%	0 / 0%	0 / 0%
	\$2,462,416	\$185,668 / 14.45%	\$34,377 / 3.06%	\$3,692 / 0.25%	\$146,859 / 11.10%	0 / 0%	0 / 0%	\$740 / 0.04%

*** DOLLARS REPORTED BUT NOT SHOWN IN THESE COLUMNS. T=TREASURY, N=NON-TREASURY, S=SUBCONTRACTOR FUNDS & PROCUREMENT CARD HUB PURCHASES, TC=TERM CONTRACT, I= INTER GOVERNMENTAL



TEXAS HISTORICALLY UNDERUTILIZED BUSINESS (HUB) SEMI-ANNUAL REPORT RECEIVED FOR FISCAL YEAR 2025

SECTION VII - STATE AGENCY EXPENDITURE DATA

FUND TYPE	TOTAL EXPENDITURE	TOTAL SPENT WITH HUBS AMOUNT / %	BLACK AMOUNT / %	HISPANIC AMOUNT / %	WOMAN AMOUNT / %	ASIAN PACIFIC AMOUNT / %	NATIVE AMERICAN AMOUNT / %	SERVICE-DISABLED VETERAN AMOUNT / %
735 - MIDWESTERN STATE UNIVERSITY - Statewide Grand Total Expenditures								
T	\$2,218,695	\$237,151 / 10.69%	\$14,174 / 0.64%	\$930 / 0.04%	\$222,048 / 10.01%	0 / 0%	0 / 0%	0 / 0%
N	\$22,220,606	\$1,117,619 / 5.03%	\$20,204 / 0.09%	\$358,770 / 1.61%	\$200,598 / 0.90%	0 / 0%	0 / 0%	\$538,048 / 2.42%
S	***	\$299,528 / 1.26%	0 / 0%	\$256,557 / 1.08%	\$20,538 / 0.09%	0 / 0%	\$22,432 / 0.09%	0 / 0%
-TC	\$26,175	0 / 0%	0 / 0%	0 / 0%	0 / 0%	0 / 0%	0 / 0%	0 / 0%
-I	\$10,155	0 / 0%	0 / 0%	0 / 0%	0 / 0%	0 / 0%	0 / 0%	0 / 0%
	\$24,402,972	\$1,654,297 / 16.98%	\$34,377 / 0.73%	\$616,257 / 2.74%	\$443,183 / 11.00%	0 / 0%	\$22,432 / 0.09%	\$538,048 / 2.42%

*** DOLLARS REPORTED BUT NOT SHOWN IN THESE COLUMNS. T=TREASURY, N=NON-TREASURY, S=SUBCONTRACTOR FUNDS & PROCUREMENT CARD HUB PURCHASES, TC=TERM CONTRACT, I= INTER GOVERNMENTAL



TEXAS HISTORICALLY UNDERUTILIZED BUSINESS (HUB) SEMI-ANNUAL REPORT RECEIVED FOR FISCAL YEAR 2025

SECTION VII - STATE AGENCY EXPENDITURE DATA

FUND TYPE	TOTAL EXPENDITURE	TOTAL SPENT WITH HUBS AMOUNT / %	BLACK AMOUNT / %	HISPANIC AMOUNT / %	WOMAN AMOUNT / %	ASIAN PACIFIC AMOUNT / %	NATIVE AMERICAN AMOUNT / %	SERVICE-DISABLED VETERAN AMOUNT / %
737 - ANGELO STATE UNIVERSITY - HEAVY CONSTRUCTION UNADJUSTED GOAL IS 11.2%								
T	\$583,117	\$57,875 / 9.93%	0 / 0%	0 / 0%	\$57,875 / 9.93%	0 / 0%	0 / 0%	0 / 0%
N	\$1,789,735	0 / 0%	0 / 0%	0 / 0%	0 / 0%	0 / 0%	0 / 0%	0 / 0%
S	***	\$34,635 / 2.00%	0 / 0%	\$34,635 / 2.00%	0 / 0%	0 / 0%	0 / 0%	0 / 0%
-TC	\$30,852	0 / 0%	0 / 0%	0 / 0%	0 / 0%	0 / 0%	0 / 0%	0 / 0%
-I	0	0 / 0%	0 / 0%	0 / 0%	0 / 0%	0 / 0%	0 / 0%	0 / 0%
	\$2,342,000	\$92,510 / 11.92%	0 / 0%	\$34,635 / 2.00%	\$57,875 / 9.93%	0 / 0%	0 / 0%	0 / 0%
737 - ANGELO STATE UNIVERSITY - BUILDING CONSTRUCTION UNADJUSTED GOAL IS 21.1%								
T	\$376,079	\$316,528 / 84.17%	0 / 0%	\$7,914 / 2.10%	\$308,614 / 82.06%	0 / 0%	0 / 0%	0 / 0%
N	\$11,786,253	\$186,218 / 1.58%	0 / 0%	\$101,414 / 0.86%	\$84,804 / 0.72%	0 / 0%	0 / 0%	0 / 0%
S	***	\$761,446 / 6.40%	0 / 0%	\$361,373 / 3.04%	\$400,074 / 3.36%	0 / 0%	0 / 0%	0 / 0%
-TC	\$35,901	0 / 0%	0 / 0%	0 / 0%	0 / 0%	0 / 0%	0 / 0%	0 / 0%
-I	0	0 / 0%	0 / 0%	0 / 0%	0 / 0%	0 / 0%	0 / 0%	0 / 0%
	\$12,126,431	\$1,264,192 / 92.15%	0 / 0%	\$470,701 / 6.00%	\$793,491 / 86.14%	0 / 0%	0 / 0%	0 / 0%
737 - ANGELO STATE UNIVERSITY - SPECIAL TRADE UNADJUSTED GOAL IS 32.9%								
T	\$241,026	\$49,852 / 20.68%	0 / 0%	\$1,315 / 0.55%	\$48,537 / 20.14%	0 / 0%	0 / 0%	0 / 0%
N	\$2,789,817	\$566,166 / 20.29%	0 / 0%	\$6,580 / 0.24%	\$559,586 / 20.06%	0 / 0%	0 / 0%	0 / 0%
S	***	\$10,226 / 0.48%	0 / 0%	0 / 0%	\$10,226 / 0.48%	0 / 0%	0 / 0%	0 / 0%
-TC	\$236,146	0 / 0%	0 / 0%	0 / 0%	0 / 0%	0 / 0%	0 / 0%	0 / 0%
-I	\$726	0 / 0%	0 / 0%	0 / 0%	0 / 0%	0 / 0%	0 / 0%	0 / 0%
	\$2,793,971	\$626,244 / 41.46%	0 / 0%	\$7,895 / 0.78%	\$618,349 / 40.68%	0 / 0%	0 / 0%	0 / 0%

*** DOLLARS REPORTED BUT NOT SHOWN IN THESE COLUMNS. T=TREASURY, N=NON-TREASURY, S=SUBCONTRACTOR FUNDS & PROCUREMENT CARD HUB PURCHASES, TC=TERM CONTRACT, I= INTER GOVERNMENTAL



TEXAS HISTORICALLY UNDERUTILIZED BUSINESS (HUB) SEMI-ANNUAL REPORT RECEIVED FOR FISCAL YEAR 2025

SECTION VII - STATE AGENCY EXPENDITURE DATA

FUND TYPE	TOTAL EXPENDITURE	TOTAL SPENT WITH HUBS AMOUNT / %	BLACK AMOUNT / %	HISPANIC AMOUNT / %	WOMAN AMOUNT / %	ASIAN PACIFIC AMOUNT / %	NATIVE AMERICAN AMOUNT / %	SERVICE-DISABLED VETERAN AMOUNT / %
-----------	-------------------	----------------------------------	------------------	---------------------	------------------	--------------------------	----------------------------	-------------------------------------

737 - ANGELO STATE UNIVERSITY - PROFESSIONAL SERVICES UNADJUSTED GOAL IS 23.7%

T	\$69,579	0 / 0%	0 / 0%	0 / 0%	0 / 0%	0 / 0%	0 / 0%	0 / 0%
N	\$400,153	\$22,739 / 5.68%	0 / 0%	\$12,827 / 3.21%	\$9,911 / 2.48%	0 / 0%	0 / 0%	0 / 0%
S	***	\$56,698 / 18.64%	\$16,400 / 5.39%	\$26,654 / 8.76%	\$6,560 / 2.16%	\$7,084 / 2.33%	0 / 0%	0 / 0%
-TC	0	0 / 0%	0 / 0%	0 / 0%	0 / 0%	0 / 0%	0 / 0%	0 / 0%
-I	0	0 / 0%	0 / 0%	0 / 0%	0 / 0%	0 / 0%	0 / 0%	0 / 0%
	\$469,732	\$79,437 / 24.33%	\$16,400 / 5.39%	\$39,481 / 11.97%	\$16,471 / 4.63%	\$7,084 / 2.33%	0 / 0%	0 / 0%

737 - ANGELO STATE UNIVERSITY - OTHER SERVICES UNADJUSTED GOAL IS 26%

T	\$1,816,381	\$78,372 / 4.31%	\$67,080 / 3.69%	\$4,347 / 0.24%	\$6,945 / 0.38%	0 / 0%	0 / 0%	0 / 0%
N	\$5,908,889	\$2,037,847 / 34.49%	\$266,382 / 4.51%	\$9,504 / 0.16%	\$1,761,961 / 29.82%	0 / 0%	0 / 0%	0 / 0%
S	***	\$499 / 0.02%	0 / 0%	\$252 / 0.01%	\$247 / 0.01%	0 / 0%	0 / 0%	0 / 0%
-TC	0	0 / 0%	0 / 0%	0 / 0%	0 / 0%	0 / 0%	0 / 0%	0 / 0%
-I	\$11,723	0 / 0%	0 / 0%	0 / 0%	0 / 0%	0 / 0%	0 / 0%	0 / 0%
	\$7,713,546	\$2,116,718 / 38.83%	\$333,462 / 8.20%	\$14,103 / 0.41%	\$1,769,153 / 30.21%	0 / 0%	0 / 0%	0 / 0%

737 - ANGELO STATE UNIVERSITY - COMMODITY PURCHASING UNADJUSTED GOAL IS 21.1%

T	\$3,658,826	\$411,521 / 11.25%	\$329,135 / 9.00%	\$978 / 0.03%	\$72,408 / 1.98%	\$9,000 / 0.25%	0 / 0%	0 / 0%
N	\$9,647,959	\$1,050,008 / 10.88%	\$486,221 / 5.04%	\$68,295 / 0.71%	\$489,091 / 5.07%	\$6,400 / 0.07%	0 / 0%	0 / 0%
S	***	\$14,062 / 0.58%	0 / 0%	\$944 / 0.04%	\$11,566 / 0.47%	\$1,552 / 0.06%	0 / 0%	0 / 0%
-TC	0	0 / 0%	0 / 0%	0 / 0%	0 / 0%	0 / 0%	0 / 0%	0 / 0%
-I	\$140	0 / 0%	0 / 0%	0 / 0%	0 / 0%	0 / 0%	0 / 0%	0 / 0%
	\$13,306,646	\$1,475,591 / 22.71%	\$815,357 / 14.04%	\$70,217 / 0.77%	\$573,065 / 7.52%	\$16,952 / 0.38%	0 / 0%	0 / 0%

*** DOLLARS REPORTED BUT NOT SHOWN IN THESE COLUMNS. T=TREASURY, N=NON-TREASURY, S=SUBCONTRACTOR FUNDS & PROCUREMENT CARD HUB PURCHASES, TC=TERM CONTRACT, I= INTER GOVERNMENTAL



TEXAS HISTORICALLY UNDERUTILIZED BUSINESS (HUB) SEMI-ANNUAL REPORT RECEIVED FOR FISCAL YEAR 2025

SECTION VII - STATE AGENCY EXPENDITURE DATA

FUND TYPE	TOTAL EXPENDITURE	TOTAL SPENT WITH HUBS AMOUNT / %	BLACK AMOUNT / %	HISPANIC AMOUNT / %	WOMAN AMOUNT / %	ASIAN PACIFIC AMOUNT / %	NATIVE AMERICAN AMOUNT / %	SERVICE-DISABLED VETERAN AMOUNT / %
737 - ANGELO STATE UNIVERSITY - Statewide Grand Total Expenditures								
T	\$6,745,008	\$914,147 / 13.55%	\$396,215 / 5.87%	\$14,554 / 0.22%	\$494,378 / 7.33%	\$9,000 / 0.13%	0 / 0%	0 / 0%
N	\$32,322,807	\$3,862,978 / 11.95%	\$752,603 / 2.33%	\$198,622 / 0.61%	\$2,905,353 / 8.99%	\$6,400 / 0.02%	0 / 0%	0 / 0%
S	***	\$877,567 / 4.24%	\$16,400 / 0.08%	\$423,858 / 2.05%	\$428,673 / 2.07%	\$8,636 / 0.04%	0 / 0%	0 / 0%
-TC	\$302,899	0 / 0%	0 / 0%	0 / 0%	0 / 0%	0 / 0%	0 / 0%	0 / 0%
-I	\$12,589	0 / 0%	0 / 0%	0 / 0%	0 / 0%	0 / 0%	0 / 0%	0 / 0%
	\$38,752,326	\$5,654,692 / 29.74%	\$1,165,219 / 8.28%	\$637,033 / 2.88%	\$3,828,405 / 18.39%	\$24,036 / 0.19%	0 / 0%	0 / 0%

*** DOLLARS REPORTED BUT NOT SHOWN IN THESE COLUMNS. T=TREASURY, N=NON-TREASURY, S=SUBCONTRACTOR FUNDS & PROCUREMENT CARD HUB PURCHASES, TC=TERM CONTRACT, I= INTER GOVERNMENTAL



TEXAS HISTORICALLY UNDERUTILIZED BUSINESS (HUB) SEMI-ANNUAL REPORT RECEIVED FOR FISCAL YEAR 2025

SECTION VII - STATE AGENCY EXPENDITURE DATA

FUND TYPE	TOTAL EXPENDITURE	TOTAL SPENT WITH HUBS AMOUNT / %	BLACK AMOUNT / %	HISPANIC AMOUNT / %	WOMAN AMOUNT / %	ASIAN PACIFIC AMOUNT / %	NATIVE AMERICAN AMOUNT / %	SERVICE-DISABLED VETERAN AMOUNT / %
-----------	-------------------	----------------------------------	------------------	---------------------	------------------	--------------------------	----------------------------	-------------------------------------

738 - UNIVERSITY OF TEXAS AT DALLAS - HEAVY CONSTRUCTION UNADJUSTED GOAL IS 11.2%

T	0	0 / 0%	0 / 0%	0 / 0%	0 / 0%	0 / 0%	0 / 0%	0 / 0%
N	\$22,788	\$5,587 / 24.52%	0 / 0%	0 / 0%	0 / 0%	\$5,587 / 24.52%	0 / 0%	0 / 0%
S	***	0 / 0%	0 / 0%	0 / 0%	0 / 0%	0 / 0%	0 / 0%	0 / 0%
-TC	0	0 / 0%	0 / 0%	0 / 0%	0 / 0%	0 / 0%	0 / 0%	0 / 0%
-I	0	0 / 0%	0 / 0%	0 / 0%	0 / 0%	0 / 0%	0 / 0%	0 / 0%
	\$22,788	\$5,587 / 24.52%	0 / 0%	0 / 0%	0 / 0%	\$5,587 / 24.52%	0 / 0%	0 / 0%

738 - UNIVERSITY OF TEXAS AT DALLAS - BUILDING CONSTRUCTION UNADJUSTED GOAL IS 21.1%

T	0	0 / 0%	0 / 0%	0 / 0%	0 / 0%	0 / 0%	0 / 0%	0 / 0%
N	\$21,052,308	\$912,063 / 4.33%	0 / 0%	\$10,423 / 0.05%	\$129,353 / 0.61%	\$6,355 / 0.03%	\$765,932 / 3.64%	0 / 0%
S	***	\$11,375 / 0.05%	0 / 0%	0 / 0%	0 / 0%	\$11,375 / 0.05%	0 / 0%	0 / 0%
-TC	0	0 / 0%	0 / 0%	0 / 0%	0 / 0%	0 / 0%	0 / 0%	0 / 0%
-I	0	0 / 0%	0 / 0%	0 / 0%	0 / 0%	0 / 0%	0 / 0%	0 / 0%
	\$21,052,308	\$923,439 / 4.39%	0 / 0%	\$10,423 / 0.05%	\$129,353 / 0.61%	\$17,730 / 0.08%	\$765,932 / 3.64%	0 / 0%

738 - UNIVERSITY OF TEXAS AT DALLAS - SPECIAL TRADE UNADJUSTED GOAL IS 32.9%

T	0	0 / 0%	0 / 0%	0 / 0%	0 / 0%	0 / 0%	0 / 0%	0 / 0%
N	\$5,614,705	\$1,220,017 / 21.73%	\$199,874 / 3.56%	\$78,351 / 1.40%	\$749,676 / 13.35%	\$49,534 / 0.88%	\$142,582 / 2.54%	0 / 0%
S	***	\$1,108,039 / 19.73%	\$100 / 0.00%	\$60,120 / 1.07%	\$1,017,820 / 18.13%	\$29,999 / 0.53%	0 / 0%	0 / 0%
-TC	0	0 / 0%	0 / 0%	0 / 0%	0 / 0%	0 / 0%	0 / 0%	0 / 0%
-I	0	0 / 0%	0 / 0%	0 / 0%	0 / 0%	0 / 0%	0 / 0%	0 / 0%
	\$5,614,705	\$2,328,055 / 41.46%	\$199,974 / 3.56%	\$138,471 / 2.47%	\$1,767,496 / 31.48%	\$79,533 / 1.42%	\$142,582 / 2.54%	0 / 0%

*** DOLLARS REPORTED BUT NOT SHOWN IN THESE COLUMNS. T=TREASURY, N=NON-TREASURY, S=SUBCONTRACTOR FUNDS & PROCUREMENT CARD HUB PURCHASES, TC=TERM CONTRACT, I= INTER GOVERNMENTAL



TEXAS HISTORICALLY UNDERUTILIZED BUSINESS (HUB) SEMI-ANNUAL REPORT RECEIVED FOR FISCAL YEAR 2025

SECTION VII - STATE AGENCY EXPENDITURE DATA

FUND TYPE	TOTAL EXPENDITURE	TOTAL SPENT WITH HUBS AMOUNT / %	BLACK AMOUNT / %	HISPANIC AMOUNT / %	WOMAN AMOUNT / %	ASIAN PACIFIC AMOUNT / %	NATIVE AMERICAN AMOUNT / %	SERVICE-DISABLED VETERAN AMOUNT / %
-----------	-------------------	----------------------------------	------------------	---------------------	------------------	--------------------------	----------------------------	-------------------------------------

738 - UNIVERSITY OF TEXAS AT DALLAS - PROFESSIONAL SERVICES UNADJUSTED GOAL IS 23.7%

T	0	0 / 0%	0 / 0%	0 / 0%	0 / 0%	0 / 0%	0 / 0%	0 / 0%
N	\$312,253	\$3,000 / 0.96%	0 / 0%	\$3,000 / 0.96%	0 / 0%	0 / 0%	0 / 0%	0 / 0%
S	***	0 / 0%	0 / 0%	0 / 0%	0 / 0%	0 / 0%	0 / 0%	0 / 0%
-TC	0	0 / 0%	0 / 0%	0 / 0%	0 / 0%	0 / 0%	0 / 0%	0 / 0%
-I	0	0 / 0%	0 / 0%	0 / 0%	0 / 0%	0 / 0%	0 / 0%	0 / 0%
	\$312,253	\$3,000 / 0.96%	0 / 0%	\$3,000 / 0.96%	0 / 0%	0 / 0%	0 / 0%	0 / 0%

738 - UNIVERSITY OF TEXAS AT DALLAS - OTHER SERVICES UNADJUSTED GOAL IS 26%

T	0	0 / 0%	0 / 0%	0 / 0%	0 / 0%	0 / 0%	0 / 0%	0 / 0%
N	\$30,580,818	\$4,369,580 / 14.29%	\$314,927 / 1.03%	\$835,503 / 2.73%	\$2,777,260 / 9.08%	\$344,620 / 1.13%	\$97,270 / 0.32%	0 / 0%
S	***	\$3,292 / 0.17%	0 / 0%	0 / 0%	\$3,099 / 0.16%	\$193 / 0.01%	0 / 0%	0 / 0%
-TC	0	0 / 0%	0 / 0%	0 / 0%	0 / 0%	0 / 0%	0 / 0%	0 / 0%
-I	0	0 / 0%	0 / 0%	0 / 0%	0 / 0%	0 / 0%	0 / 0%	0 / 0%
	\$30,580,818	\$4,372,872 / 14.46%	\$314,927 / 1.03%	\$835,503 / 2.73%	\$2,780,359 / 9.24%	\$344,813 / 1.14%	\$97,270 / 0.32%	0 / 0%

738 - UNIVERSITY OF TEXAS AT DALLAS - COMMODITY PURCHASING UNADJUSTED GOAL IS 21.1%

T	0	0 / 0%	0 / 0%	0 / 0%	0 / 0%	0 / 0%	0 / 0%	0 / 0%
N	\$30,955,962	\$8,122,229 / 26.24%	\$2,523,530 / 8.15%	\$2,475,985 / 8.00%	\$2,720,533 / 8.79%	\$402,181 / 1.30%	0 / 0%	0 / 0%
S	***	\$31,045 / 0.31%	0 / 0%	\$222 / 0.00%	\$28,320 / 0.28%	\$2,503 / 0.02%	0 / 0%	0 / 0%
-TC	0	0 / 0%	0 / 0%	0 / 0%	0 / 0%	0 / 0%	0 / 0%	0 / 0%
-I	0	0 / 0%	0 / 0%	0 / 0%	0 / 0%	0 / 0%	0 / 0%	0 / 0%
	\$30,955,962	\$8,153,274 / 26.54%	\$2,523,530 / 8.15%	\$2,476,207 / 8.00%	\$2,748,854 / 9.07%	\$404,684 / 1.32%	0 / 0%	0 / 0%

*** DOLLARS REPORTED BUT NOT SHOWN IN THESE COLUMNS. T=TREASURY, N=NON-TREASURY, S=SUBCONTRACTOR FUNDS & PROCUREMENT CARD HUB PURCHASES, TC=TERM CONTRACT, I= INTER GOVERNMENTAL



TEXAS HISTORICALLY UNDERUTILIZED BUSINESS (HUB) SEMI-ANNUAL REPORT RECEIVED FOR FISCAL YEAR 2025

SECTION VII - STATE AGENCY EXPENDITURE DATA

FUND TYPE	TOTAL EXPENDITURE	TOTAL SPENT WITH HUBS AMOUNT / %	BLACK AMOUNT / %	HISPANIC AMOUNT / %	WOMAN AMOUNT / %	ASIAN PACIFIC AMOUNT / %	NATIVE AMERICAN AMOUNT / %	SERVICE-DISABLED VETERAN AMOUNT / %
738 - UNIVERSITY OF TEXAS AT DALLAS - Statewide Grand Total Expenditures								
T	0	0 / 0%	0 / 0%	0 / 0%	0 / 0%	0 / 0%	0 / 0%	0 / 0%
N	\$88,538,833	\$14,632,477 / 16.53%	\$3,038,331 / 3.43%	\$3,403,262 / 3.84%	\$6,376,823 / 7.20%	\$808,277 / 0.91%	\$1,005,784 / 1.14%	0 / 0%
S	***	\$1,153,751 / 2.98%	\$100 / 0.00%	\$60,342 / 0.16%	\$1,049,239 / 2.71%	\$44,070 / 0.11%	0 / 0%	0 / 0%
-TC	0	0 / 0%	0 / 0%	0 / 0%	0 / 0%	0 / 0%	0 / 0%	0 / 0%
-I	0	0 / 0%	0 / 0%	0 / 0%	0 / 0%	0 / 0%	0 / 0%	0 / 0%
	\$88,538,833	\$15,786,228 / 19.50%	\$3,038,431 / 3.43%	\$3,463,604 / 4.00%	\$7,426,062 / 9.91%	\$852,347 / 1.03%	\$1,005,784 / 1.14%	0 / 0%

*** DOLLARS REPORTED BUT NOT SHOWN IN THESE COLUMNS. T=TREASURY, N=NON-TREASURY, S=SUBCONTRACTOR FUNDS & PROCUREMENT CARD HUB PURCHASES, TC=TERM CONTRACT, I= INTER GOVERNMENTAL



TEXAS HISTORICALLY UNDERUTILIZED BUSINESS (HUB) SEMI-ANNUAL REPORT RECEIVED FOR FISCAL YEAR 2025

SECTION VII - STATE AGENCY EXPENDITURE DATA

FUND TYPE	TOTAL EXPENDITURE	TOTAL SPENT WITH HUBS AMOUNT / %	BLACK AMOUNT / %	HISPANIC AMOUNT / %	WOMAN AMOUNT / %	ASIAN PACIFIC AMOUNT / %	NATIVE AMERICAN AMOUNT / %	SERVICE- DISABLED VETERAN AMOUNT / %
-----------	-------------------	-------------------------------------	---------------------	------------------------	---------------------	--------------------------------	----------------------------------	---

739 - TX TECH UNIV HEALTH SCIENCES CENTER - HEAVY CONSTRUCTION UNADJUSTED GOAL IS 11.2%

T	0	0 / 0%	0 / 0%	0 / 0%	0 / 0%	0 / 0%	0 / 0%	0 / 0%
N	0	0 / 0%	0 / 0%	0 / 0%	0 / 0%	0 / 0%	0 / 0%	0 / 0%
S	***	0 / 0%	0 / 0%	0 / 0%	0 / 0%	0 / 0%	0 / 0%	0 / 0%
-TC	0	0 / 0%	0 / 0%	0 / 0%	0 / 0%	0 / 0%	0 / 0%	0 / 0%
-I	0	0 / 0%	0 / 0%	0 / 0%	0 / 0%	0 / 0%	0 / 0%	0 / 0%
	0	0 / 0%	0 / 0%	0 / 0%	0 / 0%	0 / 0%	0 / 0%	0 / 0%

739 - TX TECH UNIV HEALTH SCIENCES CENTER - BUILDING CONSTRUCTION UNADJUSTED GOAL IS 21.1%

T	\$670,579	\$990 / 0.15%	0 / 0%	0 / 0%	\$990 / 0.15%	0 / 0%	0 / 0%	0 / 0%
N	\$6,057,565	\$117,581 / 1.94%	0 / 0%	0 / 0%	\$117,581 / 1.94%	0 / 0%	0 / 0%	0 / 0%
S	***	\$177,500 / 2.71%	\$921 / 0.01%	\$70,857 / 1.08%	\$105,722 / 1.62%	0 / 0%	0 / 0%	0 / 0%
-TC	0	0 / 0%	0 / 0%	0 / 0%	0 / 0%	0 / 0%	0 / 0%	0 / 0%
-I	0	0 / 0%	0 / 0%	0 / 0%	0 / 0%	0 / 0%	0 / 0%	0 / 0%
	\$6,728,145	\$296,071 / 4.80%	\$921 / 0.01%	\$70,857 / 1.08%	\$224,294 / 3.71%	0 / 0%	0 / 0%	0 / 0%

739 - TX TECH UNIV HEALTH SCIENCES CENTER - SPECIAL TRADE UNADJUSTED GOAL IS 32.9%

T	\$3,376,255	\$1,689,040 / 50.03%	0 / 0%	0 / 0%	\$1,689,040 / 50.03%	0 / 0%	0 / 0%	0 / 0%
N	\$1,534,895	\$338,559 / 22.06%	\$2,762 / 0.18%	\$63,521 / 4.14%	\$269,247 / 17.54%	0 / 0%	\$3,029 / 0.20%	0 / 0%
S	***	\$771 / 0.02%	0 / 0%	0 / 0%	\$771 / 0.02%	0 / 0%	0 / 0%	0 / 0%
-TC	0	0 / 0%	0 / 0%	0 / 0%	0 / 0%	0 / 0%	0 / 0%	0 / 0%
-I	0	0 / 0%	0 / 0%	0 / 0%	0 / 0%	0 / 0%	0 / 0%	0 / 0%
	\$4,911,150	\$2,028,371 / 72.11%	\$2,762 / 0.18%	\$63,521 / 4.14%	\$1,959,058 / 67.59%	0 / 0%	\$3,029 / 0.20%	0 / 0%

*** DOLLARS REPORTED BUT NOT SHOWN IN THESE COLUMNS. T=TREASURY, N=NON-TREASURY, S=SUBCONTRACTOR FUNDS & PROCUREMENT CARD HUB PURCHASES, TC=TERM CONTRACT, I= INTER GOVERNMENT



TEXAS HISTORICALLY UNDERUTILIZED BUSINESS (HUB) SEMI-ANNUAL REPORT RECEIVED FOR FISCAL YEAR 2025

SECTION VII - STATE AGENCY EXPENDITURE DATA

FUND TYPE	TOTAL EXPENDITURE	TOTAL SPENT WITH HUBS AMOUNT / %	BLACK AMOUNT / %	HISPANIC AMOUNT / %	WOMAN AMOUNT / %	ASIAN PACIFIC AMOUNT / %	NATIVE AMERICAN AMOUNT / %	SERVICE-DISABLED VETERAN AMOUNT / %
739 - TX TECH UNIV HEALTH SCIENCES CENTER - PROFESSIONAL SERVICES UNADJUSTED GOAL IS 23.7%								
T	\$543,534	\$71,219 / 13.10%	0 / 0%	\$53,219 / 9.79%	\$18,000 / 3.31%	0 / 0%	0 / 0%	0 / 0%
N	\$10,025,368	\$74,493 / 0.74%	\$2,756 / 0.03%	\$33,557 / 0.33%	\$35,320 / 0.35%	\$2,860 / 0.03%	0 / 0%	0 / 0%
S	***	0 / 0%	0 / 0%	0 / 0%	0 / 0%	0 / 0%	0 / 0%	0 / 0%
-TC	0	0 / 0%	0 / 0%	0 / 0%	0 / 0%	0 / 0%	0 / 0%	0 / 0%
-I	0	0 / 0%	0 / 0%	0 / 0%	0 / 0%	0 / 0%	0 / 0%	0 / 0%
	\$10,568,902	\$145,712 / 13.85%	\$2,756 / 0.03%	\$86,776 / 10.13%	\$53,320 / 3.66%	\$2,860 / 0.03%	0 / 0%	0 / 0%
739 - TX TECH UNIV HEALTH SCIENCES CENTER - OTHER SERVICES UNADJUSTED GOAL IS 26%								
T	\$4,097,859	\$226,642 / 5.53%	\$11,652 / 0.28%	\$33,258 / 0.81%	\$181,732 / 4.43%	0 / 0%	0 / 0%	0 / 0%
N	\$15,861,151	\$316,510 / 2.00%	\$26,280 / 0.17%	\$22,748 / 0.14%	\$267,482 / 1.69%	0 / 0%	0 / 0%	0 / 0%
S	***	\$72,862 / 2.50%	0 / 0%	0 / 0%	\$72,862 / 2.50%	0 / 0%	0 / 0%	0 / 0%
-TC	0	0 / 0%	0 / 0%	0 / 0%	0 / 0%	0 / 0%	0 / 0%	0 / 0%
-I	\$2,986	0 / 0%	0 / 0%	0 / 0%	0 / 0%	0 / 0%	0 / 0%	0 / 0%
	\$19,956,024	\$616,014 / 10.03%	\$37,932 / 0.45%	\$56,006 / 0.96%	\$522,076 / 8.62%	0 / 0%	0 / 0%	0 / 0%
739 - TX TECH UNIV HEALTH SCIENCES CENTER - COMMODITY PURCHASING UNADJUSTED GOAL IS 21.1%								
T	\$5,096,409	\$2,902,961 / 56.96%	\$1,072,133 / 21.04%	\$238,798 / 4.69%	\$1,581,699 / 31.04%	\$10,331 / 0.20%	0 / 0%	0 / 0%
N	\$21,915,917	\$5,825,461 / 26.58%	\$4,457,659 / 20.34%	\$949,168 / 4.33%	\$416,961 / 1.90%	\$1,674 / 0.01%	0 / 0%	0 / 0%
S	***	\$1,273 / 0.04%	0 / 0%	\$119 / 0.00%	\$1,154 / 0.03%	0 / 0%	0 / 0%	0 / 0%
-TC	0	0 / 0%	0 / 0%	0 / 0%	0 / 0%	0 / 0%	0 / 0%	0 / 0%
-I	0	0 / 0%	0 / 0%	0 / 0%	0 / 0%	0 / 0%	0 / 0%	0 / 0%
	\$27,012,326	\$8,729,695 / 83.58%	\$5,529,792 / 41.38%	\$1,188,084 / 9.02%	\$1,999,814 / 32.97%	\$12,004 / 0.21%	0 / 0%	0 / 0%

*** DOLLARS REPORTED BUT NOT SHOWN IN THESE COLUMNS. T=TREASURY, N=NON-TREASURY, S=SUBCONTRACTOR FUNDS & PROCUREMENT CARD HUB PURCHASES, TC=TERM CONTRACT, I= INTER GOVERNMENTAL



TEXAS HISTORICALLY UNDERUTILIZED BUSINESS (HUB) SEMI-ANNUAL REPORT RECEIVED FOR FISCAL YEAR 2025

SECTION VII - STATE AGENCY EXPENDITURE DATA

FUND TYPE	TOTAL EXPENDITURE	TOTAL SPENT WITH HUBS AMOUNT / %	BLACK AMOUNT / %	HISPANIC AMOUNT / %	WOMAN AMOUNT / %	ASIAN PACIFIC AMOUNT / %	NATIVE AMERICAN AMOUNT / %	SERVICE-DISABLED VETERAN AMOUNT / %
739 - TX TECH UNIV HEALTH SCIENCES CENTER - Statewide Grand Total Expenditures								
T	\$13,784,636	\$4,890,852 / 35.48%	\$1,083,785 / 7.86%	\$325,275 / 2.36%	\$3,471,462 / 25.18%	\$10,331 / 0.07%	0 / 0%	0 / 0%
N	\$55,394,897	\$6,672,605 / 12.05%	\$4,489,458 / 8.10%	\$1,068,994 / 1.93%	\$1,106,590 / 2.00%	\$4,534 / 0.01%	\$3,029 / 0.01%	0 / 0%
S	***	\$252,406 / 1.56%	\$921 / 0.01%	\$70,975 / 0.44%	\$180,510 / 1.11%	0 / 0%	0 / 0%	0 / 0%
-TC	0	0 / 0%	0 / 0%	0 / 0%	0 / 0%	0 / 0%	0 / 0%	0 / 0%
-I	\$2,986	0 / 0%	0 / 0%	0 / 0%	0 / 0%	0 / 0%	0 / 0%	0 / 0%
	\$69,176,548	\$11,815,863 / 49.08%	\$5,574,164 / 15.97%	\$1,465,244 / 4.73%	\$4,758,562 / 28.29%	\$14,864 / 0.08%	\$3,029 / 0.01%	0 / 0%

*** DOLLARS REPORTED BUT NOT SHOWN IN THESE COLUMNS. T=TREASURY, N=NON-TREASURY, S=SUBCONTRACTOR FUNDS & PROCUREMENT CARD HUB PURCHASES, TC=TERM CONTRACT, I= INTER GOVERNMENTAL



TEXAS HISTORICALLY UNDERUTILIZED BUSINESS (HUB) SEMI-ANNUAL REPORT RECEIVED FOR FISCAL YEAR 2025

SECTION VII - STATE AGENCY EXPENDITURE DATA

FUND TYPE	TOTAL EXPENDITURE	TOTAL SPENT WITH HUBS AMOUNT / %	BLACK AMOUNT / %	HISPANIC AMOUNT / %	WOMAN AMOUNT / %	ASIAN PACIFIC AMOUNT / %	NATIVE AMERICAN AMOUNT / %	SERVICE- DISABLED VETERAN AMOUNT / %
-----------	-------------------	-------------------------------------	---------------------	------------------------	---------------------	--------------------------------	----------------------------------	---

742 - UNIV OF TEX OF THE PERMIAN BASIN - HEAVY CONSTRUCTION UNADJUSTED GOAL IS 11.2%

T	0	0 / 0%	0 / 0%	0 / 0%	0 / 0%	0 / 0%	0 / 0%	0 / 0%
N	0	0 / 0%	0 / 0%	0 / 0%	0 / 0%	0 / 0%	0 / 0%	0 / 0%
S	***	0 / 0%	0 / 0%	0 / 0%	0 / 0%	0 / 0%	0 / 0%	0 / 0%
-TC	0	0 / 0%	0 / 0%	0 / 0%	0 / 0%	0 / 0%	0 / 0%	0 / 0%
-I	0	0 / 0%	0 / 0%	0 / 0%	0 / 0%	0 / 0%	0 / 0%	0 / 0%
	0	0 / 0%	0 / 0%	0 / 0%	0 / 0%	0 / 0%	0 / 0%	0 / 0%

742 - UNIV OF TEX OF THE PERMIAN BASIN - BUILDING CONSTRUCTION UNADJUSTED GOAL IS 21.1%

T	0	0 / 0%	0 / 0%	0 / 0%	0 / 0%	0 / 0%	0 / 0%	0 / 0%
N	\$270,200	0 / 0%	0 / 0%	0 / 0%	0 / 0%	0 / 0%	0 / 0%	0 / 0%
S	***	0 / 0%	0 / 0%	0 / 0%	0 / 0%	0 / 0%	0 / 0%	0 / 0%
-TC	0	0 / 0%	0 / 0%	0 / 0%	0 / 0%	0 / 0%	0 / 0%	0 / 0%
-I	0	0 / 0%	0 / 0%	0 / 0%	0 / 0%	0 / 0%	0 / 0%	0 / 0%
	\$270,200	0 / 0%	0 / 0%	0 / 0%	0 / 0%	0 / 0%	0 / 0%	0 / 0%

742 - UNIV OF TEX OF THE PERMIAN BASIN - SPECIAL TRADE UNADJUSTED GOAL IS 32.9%

T	0	0 / 0%	0 / 0%	0 / 0%	0 / 0%	0 / 0%	0 / 0%	0 / 0%
N	\$23,795,754	\$526,567 / 2.21%	0 / 0%	\$215,632 / 0.91%	\$16,780 / 0.07%	0 / 0%	\$294,155 / 1.24%	0 / 0%
S	***	0 / 0%	0 / 0%	0 / 0%	0 / 0%	0 / 0%	0 / 0%	0 / 0%
-TC	0	0 / 0%	0 / 0%	0 / 0%	0 / 0%	0 / 0%	0 / 0%	0 / 0%
-I	0	0 / 0%	0 / 0%	0 / 0%	0 / 0%	0 / 0%	0 / 0%	0 / 0%
	\$23,795,754	\$526,567 / 2.21%	0 / 0%	\$215,632 / 0.91%	\$16,780 / 0.07%	0 / 0%	\$294,155 / 1.24%	0 / 0%

*** DOLLARS REPORTED BUT NOT SHOWN IN THESE COLUMNS. T=TREASURY, N=NON-TREASURY, S=SUBCONTRACTOR FUNDS & PROCUREMENT CARD HUB PURCHASES, TC=TERM CONTRACT, I= INTER GOVERNMENT



TEXAS HISTORICALLY UNDERUTILIZED BUSINESS (HUB) SEMI-ANNUAL REPORT RECEIVED FOR FISCAL YEAR 2025

SECTION VII - STATE AGENCY EXPENDITURE DATA

FUND TYPE	TOTAL EXPENDITURE	TOTAL SPENT WITH HUBS AMOUNT / %	BLACK AMOUNT / %	HISPANIC AMOUNT / %	WOMAN AMOUNT / %	ASIAN PACIFIC AMOUNT / %	NATIVE AMERICAN AMOUNT / %	SERVICE-DISABLED VETERAN AMOUNT / %
-----------	-------------------	----------------------------------	------------------	---------------------	------------------	--------------------------	----------------------------	-------------------------------------

742 - UNIV OF TEX OF THE PERMIAN BASIN - PROFESSIONAL SERVICES UNADJUSTED GOAL IS 23.7%

T	0	0 / 0%	0 / 0%	0 / 0%	0 / 0%	0 / 0%	0 / 0%	0 / 0%
N	\$138,505	0 / 0%	0 / 0%	0 / 0%	0 / 0%	0 / 0%	0 / 0%	0 / 0%
S	***	0 / 0%	0 / 0%	0 / 0%	0 / 0%	0 / 0%	0 / 0%	0 / 0%
-TC	0	0 / 0%	0 / 0%	0 / 0%	0 / 0%	0 / 0%	0 / 0%	0 / 0%
-I	0	0 / 0%	0 / 0%	0 / 0%	0 / 0%	0 / 0%	0 / 0%	0 / 0%
	\$138,505	0 / 0%	0 / 0%	0 / 0%	0 / 0%	0 / 0%	0 / 0%	0 / 0%

742 - UNIV OF TEX OF THE PERMIAN BASIN - OTHER SERVICES UNADJUSTED GOAL IS 26%

T	0	0 / 0%	0 / 0%	0 / 0%	0 / 0%	0 / 0%	0 / 0%	0 / 0%
N	\$11,854,350	\$1,598,341 / 13.48%	0 / 0%	\$1,584,414 / 13.37%	0 / 0%	0 / 0%	\$13,927 / 0.12%	0 / 0%
S	***	0 / 0%	0 / 0%	0 / 0%	0 / 0%	0 / 0%	0 / 0%	0 / 0%
-TC	0	0 / 0%	0 / 0%	0 / 0%	0 / 0%	0 / 0%	0 / 0%	0 / 0%
-I	0	0 / 0%	0 / 0%	0 / 0%	0 / 0%	0 / 0%	0 / 0%	0 / 0%
	\$11,854,350	\$1,598,341 / 13.48%	0 / 0%	\$1,584,414 / 13.37%	0 / 0%	0 / 0%	\$13,927 / 0.12%	0 / 0%

742 - UNIV OF TEX OF THE PERMIAN BASIN - COMMODITY PURCHASING UNADJUSTED GOAL IS 21.1%

T	0	0 / 0%	0 / 0%	0 / 0%	0 / 0%	0 / 0%	0 / 0%	0 / 0%
N	\$6,750,489	\$610,349 / 9.04%	\$38,309 / 0.57%	\$308,668 / 4.57%	\$28,878 / 0.43%	\$80,300 / 1.19%	\$154,195 / 2.28%	0 / 0%
S	***	0 / 0%	0 / 0%	0 / 0%	0 / 0%	0 / 0%	0 / 0%	0 / 0%
-TC	0	0 / 0%	0 / 0%	0 / 0%	0 / 0%	0 / 0%	0 / 0%	0 / 0%
-I	0	0 / 0%	0 / 0%	0 / 0%	0 / 0%	0 / 0%	0 / 0%	0 / 0%
	\$6,750,489	\$610,349 / 9.04%	\$38,309 / 0.57%	\$308,668 / 4.57%	\$28,878 / 0.43%	\$80,300 / 1.19%	\$154,195 / 2.28%	0 / 0%

*** DOLLARS REPORTED BUT NOT SHOWN IN THESE COLUMNS. T=TREASURY, N=NON-TREASURY, S=SUBCONTRACTOR FUNDS & PROCUREMENT CARD HUB PURCHASES, TC=TERM CONTRACT, I= INTER GOVERNMENTAL



TEXAS HISTORICALLY UNDERUTILIZED BUSINESS (HUB) SEMI-ANNUAL REPORT RECEIVED FOR FISCAL YEAR 2025

SECTION VII - STATE AGENCY EXPENDITURE DATA

FUND TYPE	TOTAL EXPENDITURE	TOTAL SPENT WITH HUBS AMOUNT / %	BLACK AMOUNT / %	HISPANIC AMOUNT / %	WOMAN AMOUNT / %	ASIAN PACIFIC AMOUNT / %	NATIVE AMERICAN AMOUNT / %	SERVICE-DISABLED VETERAN AMOUNT / %
742 - UNIV OF TEX OF THE PERMIAN BASIN - Statewide Grand Total Expenditures								
T	0	0 / 0%	0 / 0%	0 / 0%	0 / 0%	0 / 0%	0 / 0%	0 / 0%
N	\$42,809,297	\$2,735,257 / 6.39%	\$38,309 / 0.09%	\$2,108,714 / 4.93%	\$45,658 / 0.11%	\$80,300 / 0.19%	\$462,276 / 1.08%	0 / 0%
S	***	0 / 0%	0 / 0%	0 / 0%	0 / 0%	0 / 0%	0 / 0%	0 / 0%
-TC	0	0 / 0%	0 / 0%	0 / 0%	0 / 0%	0 / 0%	0 / 0%	0 / 0%
-I	0	0 / 0%	0 / 0%	0 / 0%	0 / 0%	0 / 0%	0 / 0%	0 / 0%
	\$42,809,297	\$2,735,257 / 6.39%	\$38,309 / 0.09%	\$2,108,714 / 4.93%	\$45,658 / 0.11%	\$80,300 / 0.19%	\$462,276 / 1.08%	0 / 0%

*** DOLLARS REPORTED BUT NOT SHOWN IN THESE COLUMNS. T=TREASURY, N=NON-TREASURY, S=SUBCONTRACTOR FUNDS & PROCUREMENT CARD HUB PURCHASES, TC=TERM CONTRACT, I= INTER GOVERNMENTAL



TEXAS HISTORICALLY UNDERUTILIZED BUSINESS (HUB) SEMI-ANNUAL REPORT RECEIVED FOR FISCAL YEAR 2025

SECTION VII - STATE AGENCY EXPENDITURE DATA

FUND TYPE	TOTAL EXPENDITURE	TOTAL SPENT WITH HUBS AMOUNT / %	BLACK AMOUNT / %	HISPANIC AMOUNT / %	WOMAN AMOUNT / %	ASIAN PACIFIC AMOUNT / %	NATIVE AMERICAN AMOUNT / %	SERVICE-DISABLED VETERAN AMOUNT / %
743 - UNIVERSITY OF TEXAS AT SAN ANTONIO - HEAVY CONSTRUCTION UNADJUSTED GOAL IS 11.2%								
T	0	0 / 0%	0 / 0%	0 / 0%	0 / 0%	0 / 0%	0 / 0%	0 / 0%
N	0	0 / 0%	0 / 0%	0 / 0%	0 / 0%	0 / 0%	0 / 0%	0 / 0%
S	***	0 / 0%	0 / 0%	0 / 0%	0 / 0%	0 / 0%	0 / 0%	0 / 0%
-TC	0	0 / 0%	0 / 0%	0 / 0%	0 / 0%	0 / 0%	0 / 0%	0 / 0%
-I	0	0 / 0%	0 / 0%	0 / 0%	0 / 0%	0 / 0%	0 / 0%	0 / 0%
	0	0 / 0%	0 / 0%	0 / 0%	0 / 0%	0 / 0%	0 / 0%	0 / 0%

743 - UNIVERSITY OF TEXAS AT SAN ANTONIO - BUILDING CONSTRUCTION UNADJUSTED GOAL IS 21.1%

T	0	0 / 0%	0 / 0%	0 / 0%	0 / 0%	0 / 0%	0 / 0%	0 / 0%
N	\$62,749,067	\$643,061 / 1.02%	0 / 0%	\$131,340 / 0.21%	\$379,797 / 0.61%	0 / 0%	0 / 0%	\$131,923 / 0.21%
S	***	\$14,000,367 / 22.31%	\$13,657 / 0.02%	\$9,024,891 / 14.38%	\$4,893,752 / 7.80%	\$68,067 / 0.11%	0 / 0%	0 / 0%
-TC	0	0 / 0%	0 / 0%	0 / 0%	0 / 0%	0 / 0%	0 / 0%	0 / 0%
-I	0	0 / 0%	0 / 0%	0 / 0%	0 / 0%	0 / 0%	0 / 0%	0 / 0%
	\$62,749,067	\$14,643,428 / 23.34%	\$13,657 / 0.02%	\$9,156,231 / 14.59%	\$5,273,549 / 8.40%	\$68,067 / 0.11%	0 / 0%	\$131,923 / 0.21%

743 - UNIVERSITY OF TEXAS AT SAN ANTONIO - SPECIAL TRADE UNADJUSTED GOAL IS 32.9%

T	0	0 / 0%	0 / 0%	0 / 0%	0 / 0%	0 / 0%	0 / 0%	0 / 0%
N	\$5,652,579	\$227,583 / 4.03%	\$1,480 / 0.03%	\$163,051 / 2.88%	\$63,052 / 1.12%	0 / 0%	0 / 0%	0 / 0%
S	***	\$578,993 / 13.92%	0 / 0%	\$576,537 / 13.86%	\$2,456 / 0.06%	0 / 0%	0 / 0%	0 / 0%
-TC	0	0 / 0%	0 / 0%	0 / 0%	0 / 0%	0 / 0%	0 / 0%	0 / 0%
-I	0	0 / 0%	0 / 0%	0 / 0%	0 / 0%	0 / 0%	0 / 0%	0 / 0%
	\$5,652,579	\$806,576 / 17.94%	\$1,480 / 0.03%	\$739,588 / 16.74%	\$65,508 / 1.17%	0 / 0%	0 / 0%	0 / 0%

*** DOLLARS REPORTED BUT NOT SHOWN IN THESE COLUMNS. T=TREASURY, N=NON-TREASURY, S=SUBCONTRACTOR FUNDS & PROCUREMENT CARD HUB PURCHASES, TC=TERM CONTRACT, I= INTER GOVERNMENT



TEXAS HISTORICALLY UNDERUTILIZED BUSINESS (HUB) SEMI-ANNUAL REPORT RECEIVED FOR FISCAL YEAR 2025

SECTION VII - STATE AGENCY EXPENDITURE DATA

FUND TYPE	TOTAL EXPENDITURE	TOTAL SPENT WITH HUBS AMOUNT / %	BLACK AMOUNT / %	HISPANIC AMOUNT / %	WOMAN AMOUNT / %	ASIAN PACIFIC AMOUNT / %	NATIVE AMERICAN AMOUNT / %	SERVICE-DISABLED VETERAN AMOUNT / %
-----------	-------------------	----------------------------------	------------------	---------------------	------------------	--------------------------	----------------------------	-------------------------------------

743 - UNIVERSITY OF TEXAS AT SAN ANTONIO - PROFESSIONAL SERVICES UNADJUSTED GOAL IS 23.7%

T	0	0 / 0%	0 / 0%	0 / 0%	0 / 0%	0 / 0%	0 / 0%	0 / 0%
N	\$4,231,326	\$915,183 / 21.63%	0 / 0%	\$407,082 / 9.62%	\$508,101 / 12.01%	0 / 0%	0 / 0%	0 / 0%
S	***	\$891,677 / 21.88%	0 / 0%	\$157,588 / 3.87%	\$439,533 / 10.78%	\$194,293 / 4.77%	\$16,248 / 0.40%	\$84,016 / 2.06%
-TC	0	0 / 0%	0 / 0%	0 / 0%	0 / 0%	0 / 0%	0 / 0%	0 / 0%
-I	0	0 / 0%	0 / 0%	0 / 0%	0 / 0%	0 / 0%	0 / 0%	0 / 0%
	\$4,231,326	\$1,806,860 / 43.51%	0 / 0%	\$564,670 / 13.49%	\$947,633 / 22.79%	\$194,293 / 4.77%	\$16,248 / 0.40%	\$84,016 / 2.06%

743 - UNIVERSITY OF TEXAS AT SAN ANTONIO - OTHER SERVICES UNADJUSTED GOAL IS 26%

T	0	0 / 0%	0 / 0%	0 / 0%	0 / 0%	0 / 0%	0 / 0%	0 / 0%
N	\$17,756,762	\$6,526,005 / 36.75%	\$456,569 / 2.57%	\$1,079,953 / 6.08%	\$4,812,054 / 27.10%	\$143,120 / 0.81%	\$34,309 / 0.19%	0 / 0%
S	***	0 / 0%	0 / 0%	0 / 0%	0 / 0%	0 / 0%	0 / 0%	0 / 0%
-TC	0	0 / 0%	0 / 0%	0 / 0%	0 / 0%	0 / 0%	0 / 0%	0 / 0%
-I	0	0 / 0%	0 / 0%	0 / 0%	0 / 0%	0 / 0%	0 / 0%	0 / 0%
	\$17,756,762	\$6,526,005 / 36.75%	\$456,569 / 2.57%	\$1,079,953 / 6.08%	\$4,812,054 / 27.10%	\$143,120 / 0.81%	\$34,309 / 0.19%	0 / 0%

743 - UNIVERSITY OF TEXAS AT SAN ANTONIO - COMMODITY PURCHASING UNADJUSTED GOAL IS 21.1%

T	0	0 / 0%	0 / 0%	0 / 0%	0 / 0%	0 / 0%	0 / 0%	0 / 0%
N	\$18,059,167	\$8,153,395 / 45.15%	\$3,307,285 / 18.31%	\$3,103,884 / 17.19%	\$1,739,907 / 9.63%	\$2,319 / 0.01%	0 / 0%	0 / 0%
S	***	0 / 0%	0 / 0%	0 / 0%	0 / 0%	0 / 0%	0 / 0%	0 / 0%
-TC	0	0 / 0%	0 / 0%	0 / 0%	0 / 0%	0 / 0%	0 / 0%	0 / 0%
-I	0	0 / 0%	0 / 0%	0 / 0%	0 / 0%	0 / 0%	0 / 0%	0 / 0%
	\$18,059,167	\$8,153,395 / 45.15%	\$3,307,285 / 18.31%	\$3,103,884 / 17.19%	\$1,739,907 / 9.63%	\$2,319 / 0.01%	0 / 0%	0 / 0%

*** DOLLARS REPORTED BUT NOT SHOWN IN THESE COLUMNS. T=TREASURY, N=NON-TREASURY, S=SUBCONTRACTOR FUNDS & PROCUREMENT CARD HUB PURCHASES, TC=TERM CONTRACT, I= INTER GOVERNMENTAL



TEXAS HISTORICALLY UNDERUTILIZED BUSINESS (HUB) SEMI-ANNUAL REPORT RECEIVED FOR FISCAL YEAR 2025

SECTION VII - STATE AGENCY EXPENDITURE DATA

FUND TYPE	TOTAL EXPENDITURE	TOTAL SPENT WITH HUBS AMOUNT / %	BLACK AMOUNT / %	HISPANIC AMOUNT / %	WOMAN AMOUNT / %	ASIAN PACIFIC AMOUNT / %	NATIVE AMERICAN AMOUNT / %	SERVICE-DISABLED VETERAN AMOUNT / %
743 - UNIVERSITY OF TEXAS AT SAN ANTONIO - Statewide Grand Total Expenditures								
T	0	0 / 0%	0 / 0%	0 / 0%	0 / 0%	0 / 0%	0 / 0%	0 / 0%
N	\$108,448,902	\$16,465,227 / 15.18%	\$3,765,334 / 3.47%	\$4,885,311 / 4.50%	\$7,502,911 / 6.92%	\$145,439 / 0.13%	\$34,309 / 0.03%	\$131,923 / 0.12%
S	***	\$15,471,038 / 21.79%	\$13,657 / 0.02%	\$9,759,015 / 13.75%	\$5,335,741 / 7.52%	\$262,360 / 0.37%	\$16,248 / 0.02%	\$84,016 / 0.12%
-TC	0	0 / 0%	0 / 0%	0 / 0%	0 / 0%	0 / 0%	0 / 0%	0 / 0%
-I	0	0 / 0%	0 / 0%	0 / 0%	0 / 0%	0 / 0%	0 / 0%	0 / 0%
	\$108,448,902	\$31,936,264 / 36.98%	\$3,778,992 / 3.49%	\$14,644,326 / 18.25%	\$12,838,651 / 14.44%	\$407,799 / 0.50%	\$50,557 / 0.05%	\$215,939 / 0.24%

*** DOLLARS REPORTED BUT NOT SHOWN IN THESE COLUMNS. T=TREASURY, N=NON-TREASURY, S=SUBCONTRACTOR FUNDS & PROCUREMENT CARD HUB PURCHASES, TC=TERM CONTRACT, I= INTER GOVERNMENTAL



TEXAS HISTORICALLY UNDERUTILIZED BUSINESS (HUB) SEMI-ANNUAL REPORT RECEIVED FOR FISCAL YEAR 2025

SECTION VII - STATE AGENCY EXPENDITURE DATA

FUND TYPE	TOTAL EXPENDITURE	TOTAL SPENT WITH HUBS AMOUNT / %	BLACK AMOUNT / %	HISPANIC AMOUNT / %	WOMAN AMOUNT / %	ASIAN PACIFIC AMOUNT / %	NATIVE AMERICAN AMOUNT / %	SERVICE-DISABLED VETERAN AMOUNT / %
744 - UT HEALTH SCIENCE CENTER - HOUSTON - HEAVY CONSTRUCTION UNADJUSTED GOAL IS 11.2%								
T	0	0 / 0%	0 / 0%	0 / 0%	0 / 0%	0 / 0%	0 / 0%	0 / 0%
N	0	0 / 0%	0 / 0%	0 / 0%	0 / 0%	0 / 0%	0 / 0%	0 / 0%
S	***	0 / 0%	0 / 0%	0 / 0%	0 / 0%	0 / 0%	0 / 0%	0 / 0%
-TC	0	0 / 0%	0 / 0%	0 / 0%	0 / 0%	0 / 0%	0 / 0%	0 / 0%
-I	0	0 / 0%	0 / 0%	0 / 0%	0 / 0%	0 / 0%	0 / 0%	0 / 0%
	0	0 / 0%	0 / 0%	0 / 0%	0 / 0%	0 / 0%	0 / 0%	0 / 0%

744 - UT HEALTH SCIENCE CENTER - HOUSTON - BUILDING CONSTRUCTION UNADJUSTED GOAL IS 21.1%

T	0	0 / 0%	0 / 0%	0 / 0%	0 / 0%	0 / 0%	0 / 0%	0 / 0%
N	\$71,350,167	\$1,767,830 / 2.48%	\$1,659 / 0.00%	\$483,801 / 0.68%	\$231,905 / 0.33%	\$1,050,465 / 1.47%	0 / 0%	0 / 0%
S	***	\$21,318,237 / 29.88%	\$3,259,138 / 4.57%	\$7,096,419 / 9.95%	\$8,393,772 / 11.76%	\$5,040 / 0.01%	\$2,563,868 / 3.59%	0 / 0%
-TC	\$174,679	0 / 0%	0 / 0%	0 / 0%	0 / 0%	0 / 0%	0 / 0%	0 / 0%
-I	0	0 / 0%	0 / 0%	0 / 0%	0 / 0%	0 / 0%	0 / 0%	0 / 0%
	\$71,175,487	\$23,086,067 / 32.36%	\$3,260,797 / 4.57%	\$7,580,220 / 10.62%	\$8,625,676 / 12.09%	\$1,055,505 / 1.48%	\$2,563,868 / 3.59%	0 / 0%

744 - UT HEALTH SCIENCE CENTER - HOUSTON - SPECIAL TRADE UNADJUSTED GOAL IS 32.9%

T	0	0 / 0%	0 / 0%	0 / 0%	0 / 0%	0 / 0%	0 / 0%	0 / 0%
N	\$8,829,229	\$1,245,991 / 14.11%	\$11,193 / 0.13%	\$588,188 / 6.66%	\$237,821 / 2.69%	\$405,037 / 4.59%	\$3,752 / 0.04%	0 / 0%
S	***	\$1,420 / 0.02%	0 / 0%	0 / 0%	\$1,420 / 0.02%	0 / 0%	0 / 0%	0 / 0%
-TC	\$107,844	0 / 0%	0 / 0%	0 / 0%	0 / 0%	0 / 0%	0 / 0%	0 / 0%
-I	0	0 / 0%	0 / 0%	0 / 0%	0 / 0%	0 / 0%	0 / 0%	0 / 0%
	\$8,721,386	\$1,247,411 / 14.13%	\$11,193 / 0.13%	\$588,188 / 6.66%	\$239,241 / 2.71%	\$405,037 / 4.59%	\$3,752 / 0.04%	0 / 0%

*** DOLLARS REPORTED BUT NOT SHOWN IN THESE COLUMNS. T=TREASURY, N=NON-TREASURY, S=SUBCONTRACTOR FUNDS & PROCUREMENT CARD HUB PURCHASES, TC=TERM CONTRACT, I= INTER GOVERNMENT



TEXAS HISTORICALLY UNDERUTILIZED BUSINESS (HUB) SEMI-ANNUAL REPORT RECEIVED FOR FISCAL YEAR 2025

SECTION VII - STATE AGENCY EXPENDITURE DATA

FUND TYPE	TOTAL EXPENDITURE	TOTAL SPENT WITH HUBS AMOUNT / %	BLACK AMOUNT / %	HISPANIC AMOUNT / %	WOMAN AMOUNT / %	ASIAN PACIFIC AMOUNT / %	NATIVE AMERICAN AMOUNT / %	SERVICE-DISABLED VETERAN AMOUNT / %
-----------	-------------------	----------------------------------	------------------	---------------------	------------------	--------------------------	----------------------------	-------------------------------------

744 - UT HEALTH SCIENCE CENTER - HOUSTON - PROFESSIONAL SERVICES UNADJUSTED GOAL IS 23.7%

T	0	0 / 0%	0 / 0%	0 / 0%	0 / 0%	0 / 0%	0 / 0%	0 / 0%
N	\$841,865	\$21,534 / 2.56%	\$1,470 / 0.17%	\$12,700 / 1.51%	\$7,364 / 0.87%	0 / 0%	0 / 0%	0 / 0%
S	***	\$5,784 / 4.60%	0 / 0%	0 / 0%	\$1,584 / 1.26%	0 / 0%	\$4,200 / 3.34%	0 / 0%
-TC	0	0 / 0%	0 / 0%	0 / 0%	0 / 0%	0 / 0%	0 / 0%	0 / 0%
-I	0	0 / 0%	0 / 0%	0 / 0%	0 / 0%	0 / 0%	0 / 0%	0 / 0%
	\$841,865	\$27,318 / 7.15%	\$1,470 / 0.17%	\$12,700 / 1.51%	\$8,948 / 2.13%	0 / 0%	\$4,200 / 3.34%	0 / 0%

744 - UT HEALTH SCIENCE CENTER - HOUSTON - OTHER SERVICES UNADJUSTED GOAL IS 26%

T	0	0 / 0%	0 / 0%	0 / 0%	0 / 0%	0 / 0%	0 / 0%	0 / 0%
N	\$45,296,265	\$5,416,426 / 11.96%	\$692,706 / 1.53%	\$1,106,063 / 2.44%	\$2,276,622 / 5.03%	\$1,230,674 / 2.72%	\$47,390 / 0.10%	\$62,970 / 0.14%
S	***	\$442,786 / 2.09%	0 / 0%	0 / 0%	\$442,786 / 2.09%	0 / 0%	0 / 0%	0 / 0%
-TC	\$1,437,506	0 / 0%	0 / 0%	0 / 0%	0 / 0%	0 / 0%	0 / 0%	0 / 0%
-I	0	0 / 0%	0 / 0%	0 / 0%	0 / 0%	0 / 0%	0 / 0%	0 / 0%
	\$43,858,758	\$5,859,212 / 14.05%	\$692,706 / 1.53%	\$1,106,063 / 2.44%	\$2,719,408 / 7.11%	\$1,230,674 / 2.72%	\$47,390 / 0.10%	\$62,970 / 0.14%

744 - UT HEALTH SCIENCE CENTER - HOUSTON - COMMODITY PURCHASING UNADJUSTED GOAL IS 21.1%

T	0	0 / 0%	0 / 0%	0 / 0%	0 / 0%	0 / 0%	0 / 0%	0 / 0%
N	\$91,694,698	\$9,214,843 / 10.05%	\$3,182,860 / 3.47%	\$4,111,828 / 4.48%	\$1,382,780 / 1.51%	\$516,843 / 0.56%	\$18,841 / 0.02%	\$1,691 / 0.00%
S	***	\$2,301,543 / 6.28%	\$2,298,868 / 6.27%	\$2,675 / 0.01%	0 / 0%	0 / 0%	0 / 0%	0 / 0%
-TC	\$1,695,423	0 / 0%	0 / 0%	0 / 0%	0 / 0%	0 / 0%	0 / 0%	0 / 0%
-I	0	0 / 0%	0 / 0%	0 / 0%	0 / 0%	0 / 0%	0 / 0%	0 / 0%
	\$89,999,275	\$11,516,386 / 16.33%	\$5,481,728 / 9.74%	\$4,114,503 / 4.49%	\$1,382,780 / 1.51%	\$516,843 / 0.56%	\$18,841 / 0.02%	\$1,691 / 0.00%

*** DOLLARS REPORTED BUT NOT SHOWN IN THESE COLUMNS. T=TREASURY, N=NON-TREASURY, S=SUBCONTRACTOR FUNDS & PROCUREMENT CARD HUB PURCHASES, TC=TERM CONTRACT, I= INTER GOVERNMENTAL



TEXAS HISTORICALLY UNDERUTILIZED BUSINESS (HUB) SEMI-ANNUAL REPORT RECEIVED FOR FISCAL YEAR 2025

SECTION VII - STATE AGENCY EXPENDITURE DATA

FUND TYPE	TOTAL EXPENDITURE	TOTAL SPENT WITH HUBS AMOUNT / %	BLACK AMOUNT / %	HISPANIC AMOUNT / %	WOMAN AMOUNT / %	ASIAN PACIFIC AMOUNT / %	NATIVE AMERICAN AMOUNT / %	SERVICE-DISABLED VETERAN AMOUNT / %
744 - UT HEALTH SCIENCE CENTER - HOUSTON - Statewide Grand Total Expenditures								
T	0	0 / 0%	0 / 0%	0 / 0%	0 / 0%	0 / 0%	0 / 0%	0 / 0%
N	\$218,012,223	\$17,666,624 / 8.10%	\$3,889,889 / 1.78%	\$6,302,581 / 2.89%	\$4,136,492 / 1.90%	\$3,203,018 / 1.47%	\$69,983 / 0.03%	\$64,661 / 0.03%
S	***	\$24,069,770 / 17.42%	\$5,558,006 / 4.02%	\$7,099,094 / 5.14%	\$8,839,562 / 6.40%	\$5,040 / 0.00%	\$2,568,068 / 1.86%	0 / 0%
-TC	\$3,415,452	0 / 0%	0 / 0%	0 / 0%	0 / 0%	0 / 0%	0 / 0%	0 / 0%
-I	0	0 / 0%	0 / 0%	0 / 0%	0 / 0%	0 / 0%	0 / 0%	0 / 0%
	\$214,596,771	\$41,736,394 / 25.52%	\$9,447,895 / 5.81%	\$13,401,675 / 8.03%	\$12,976,054 / 8.29%	\$3,208,058 / 1.47%	\$2,638,051 / 1.89%	\$64,661 / 0.03%

*** DOLLARS REPORTED BUT NOT SHOWN IN THESE COLUMNS. T=TREASURY, N=NON-TREASURY, S=SUBCONTRACTOR FUNDS & PROCUREMENT CARD HUB PURCHASES, TC=TERM CONTRACT, I= INTER GOVERNMENTAL



TEXAS HISTORICALLY UNDERUTILIZED BUSINESS (HUB) SEMI-ANNUAL REPORT RECEIVED FOR FISCAL YEAR 2025

SECTION VII - STATE AGENCY EXPENDITURE DATA

FUND TYPE	TOTAL EXPENDITURE	TOTAL SPENT WITH HUBS AMOUNT / %	BLACK AMOUNT / %	HISPANIC AMOUNT / %	WOMAN AMOUNT / %	ASIAN PACIFIC AMOUNT / %	NATIVE AMERICAN AMOUNT / %	SERVICE- DISABLED VETERAN AMOUNT / %
-----------	-------------------	-------------------------------------	---------------------	------------------------	---------------------	--------------------------------	----------------------------------	---

745 - UT HEALTH SCIENCE CENTER-SAN ANTONIO - HEAVY CONSTRUCTION UNADJUSTED GOAL IS 11.2%

T	0	0 / 0%	0 / 0%	0 / 0%	0 / 0%	0 / 0%	0 / 0%	0 / 0%
N	0	0 / 0%	0 / 0%	0 / 0%	0 / 0%	0 / 0%	0 / 0%	0 / 0%
S	***	0 / 0%	0 / 0%	0 / 0%	0 / 0%	0 / 0%	0 / 0%	0 / 0%
-TC	0	0 / 0%	0 / 0%	0 / 0%	0 / 0%	0 / 0%	0 / 0%	0 / 0%
-I	0	0 / 0%	0 / 0%	0 / 0%	0 / 0%	0 / 0%	0 / 0%	0 / 0%
	0	0 / 0%	0 / 0%	0 / 0%	0 / 0%	0 / 0%	0 / 0%	0 / 0%

745 - UT HEALTH SCIENCE CENTER-SAN ANTONIO - BUILDING CONSTRUCTION UNADJUSTED GOAL IS 21.1%

T	0	0 / 0%	0 / 0%	0 / 0%	0 / 0%	0 / 0%	0 / 0%	0 / 0%
N	\$50,607,696	0 / 0%	0 / 0%	0 / 0%	0 / 0%	0 / 0%	0 / 0%	0 / 0%
S	***	\$13,751,880 / 27.17%	\$5,633,293 / 11.13%	\$2,442,031 / 4.83%	\$4,955,275 / 9.79%	\$721,281 / 1.43%	0 / 0%	0 / 0%
-TC	0	0 / 0%	0 / 0%	0 / 0%	0 / 0%	0 / 0%	0 / 0%	0 / 0%
-I	0	0 / 0%	0 / 0%	0 / 0%	0 / 0%	0 / 0%	0 / 0%	0 / 0%
	\$50,607,696	\$13,751,880 / 27.17%	\$5,633,293 / 11.13%	\$2,442,031 / 4.83%	\$4,955,275 / 9.79%	\$721,281 / 1.43%	0 / 0%	0 / 0%

745 - UT HEALTH SCIENCE CENTER-SAN ANTONIO - SPECIAL TRADE UNADJUSTED GOAL IS 32.9%

T	0	0 / 0%	0 / 0%	0 / 0%	0 / 0%	0 / 0%	0 / 0%	0 / 0%
N	\$767,583	\$53,945 / 7.03%	0 / 0%	\$29,603 / 3.86%	\$23,153 / 3.02%	0 / 0%	0 / 0%	\$1,189 / 0.15%
S	***	\$387,458 / 50.82%	0 / 0%	\$387,458 / 50.82%	0 / 0%	0 / 0%	0 / 0%	0 / 0%
-TC	0	0 / 0%	0 / 0%	0 / 0%	0 / 0%	0 / 0%	0 / 0%	0 / 0%
-I	0	0 / 0%	0 / 0%	0 / 0%	0 / 0%	0 / 0%	0 / 0%	0 / 0%
	\$767,583	\$441,403 / 57.85%	0 / 0%	\$417,061 / 54.68%	\$23,153 / 3.02%	0 / 0%	0 / 0%	\$1,189 / 0.15%

*** DOLLARS REPORTED BUT NOT SHOWN IN THESE COLUMNS. T=TREASURY, N=NON-TREASURY, S=SUBCONTRACTOR FUNDS & PROCUREMENT CARD HUB PURCHASES, TC=TERM CONTRACT, I= INTER GOVERNMENT



TEXAS HISTORICALLY UNDERUTILIZED BUSINESS (HUB) SEMI-ANNUAL REPORT RECEIVED FOR FISCAL YEAR 2025

SECTION VII - STATE AGENCY EXPENDITURE DATA

FUND TYPE	TOTAL EXPENDITURE	TOTAL SPENT WITH HUBS AMOUNT / %	BLACK AMOUNT / %	HISPANIC AMOUNT / %	WOMAN AMOUNT / %	ASIAN PACIFIC AMOUNT / %	NATIVE AMERICAN AMOUNT / %	SERVICE-DISABLED VETERAN AMOUNT / %
-----------	-------------------	----------------------------------	------------------	---------------------	------------------	--------------------------	----------------------------	-------------------------------------

745 - UT HEALTH SCIENCE CENTER-SAN ANTONIO - PROFESSIONAL SERVICES UNADJUSTED GOAL IS 23.7%

T	0	0 / 0%	0 / 0%	0 / 0%	0 / 0%	0 / 0%	0 / 0%	0 / 0%
N	\$2,425,953	\$21,940 / 0.90%	0 / 0%	\$9,241 / 0.38%	\$12,190 / 0.50%	0 / 0%	0 / 0%	\$509 / 0.02%
S	***	0 / 0%	0 / 0%	0 / 0%	0 / 0%	0 / 0%	0 / 0%	0 / 0%
-TC	0	0 / 0%	0 / 0%	0 / 0%	0 / 0%	0 / 0%	0 / 0%	0 / 0%
-I	0	0 / 0%	0 / 0%	0 / 0%	0 / 0%	0 / 0%	0 / 0%	0 / 0%
	\$2,425,953	\$21,940 / 0.90%	0 / 0%	\$9,241 / 0.38%	\$12,190 / 0.50%	0 / 0%	0 / 0%	\$509 / 0.02%

745 - UT HEALTH SCIENCE CENTER-SAN ANTONIO - OTHER SERVICES UNADJUSTED GOAL IS 26%

T	\$-1	-\$1 / 100.00%	0 / 0%	0 / 0%	0 / 0%	-\$1 / 100.00%	0 / 0%	0 / 0%
N	\$61,284,848	\$3,336,990 / 5.45%	\$4,324 / 0.01%	\$1,420,380 / 2.32%	\$1,747,867 / 2.85%	\$136,474 / 0.22%	\$4,536 / 0.01%	\$23,410 / 0.04%
S	***	\$521,433 / 4.71%	0 / 0%	\$369,289 / 3.33%	\$108,983 / 0.98%	\$43,161 / 0.39%	0 / 0%	0 / 0%
-TC	0	0 / 0%	0 / 0%	0 / 0%	0 / 0%	0 / 0%	0 / 0%	0 / 0%
-I	0	0 / 0%	0 / 0%	0 / 0%	0 / 0%	0 / 0%	0 / 0%	0 / 0%
	\$61,284,848	\$3,858,422 / 110.15%	\$4,324 / 0.01%	\$1,789,669 / 5.65%	\$1,856,849 / 3.84%	\$179,634 / 100.61%	\$4,536 / 0.01%	\$23,410 / 0.04%

745 - UT HEALTH SCIENCE CENTER-SAN ANTONIO - COMMODITY PURCHASING UNADJUSTED GOAL IS 21.1%

T	\$-3,505	-\$980 / 27.96%	0 / 0%	-\$980 / 27.96%	0 / 0%	0 / 0%	0 / 0%	0 / 0%
N	\$168,959,534	\$10,902,408 / 6.45%	\$583,635 / 0.35%	\$6,941,439 / 4.11%	\$3,346,417 / 1.98%	\$9,216 / 0.01%	0 / 0%	\$21,702 / 0.01%
S	***	\$24,613 / 0.23%	\$114 / 0.00%	\$16,031 / 0.15%	\$8,367 / 0.08%	\$100 / 0.00%	0 / 0%	0 / 0%
-TC	0	0 / 0%	0 / 0%	0 / 0%	0 / 0%	0 / 0%	0 / 0%	0 / 0%
-I	0	0 / 0%	0 / 0%	0 / 0%	0 / 0%	0 / 0%	0 / 0%	0 / 0%
	\$168,956,029	\$10,926,041 / 34.65%	\$583,749 / 0.35%	\$6,956,490 / 32.22%	\$3,354,784 / 2.06%	\$9,316 / 0.01%	0 / 0%	\$21,702 / 0.01%

*** DOLLARS REPORTED BUT NOT SHOWN IN THESE COLUMNS. T=TREASURY, N=NON-TREASURY, S=SUBCONTRACTOR FUNDS & PROCUREMENT CARD HUB PURCHASES, TC=TERM CONTRACT, I= INTER GOVERNMENTAL



TEXAS HISTORICALLY UNDERUTILIZED BUSINESS (HUB) SEMI-ANNUAL REPORT RECEIVED FOR FISCAL YEAR 2025

SECTION VII - STATE AGENCY EXPENDITURE DATA

FUND TYPE	TOTAL EXPENDITURE	TOTAL SPENT WITH HUBS AMOUNT / %	BLACK AMOUNT / %	HISPANIC AMOUNT / %	WOMAN AMOUNT / %	ASIAN PACIFIC AMOUNT / %	NATIVE AMERICAN AMOUNT / %	SERVICE-DISABLED VETERAN AMOUNT / %
745 - UT HEALTH SCIENCE CENTER-SAN ANTONIO - Statewide Grand Total Expenditures								
T	\$-3,505	-\$981 / 27.97%	0 / 0%	-\$980 / 27.96%	0 / 0%	-\$1 / 0.01%	0 / 0%	0 / 0%
N	\$284,045,615	\$14,315,284 / 5.04%	\$587,958 / 0.21%	\$8,400,663 / 2.96%	\$5,129,626 / 1.81%	\$145,690 / 0.05%	\$4,536 / 0.00%	\$46,810 / 0.02%
S	***	\$14,685,382 / 20.10%	\$5,633,407 / 7.71%	\$3,214,809 / 4.40%	\$5,072,625 / 6.94%	\$764,541 / 1.05%	0 / 0%	0 / 0%
-TC	0	0 / 0%	0 / 0%	0 / 0%	0 / 0%	0 / 0%	0 / 0%	0 / 0%
-I	0	0 / 0%	0 / 0%	0 / 0%	0 / 0%	0 / 0%	0 / 0%	0 / 0%
	\$284,042,109	\$28,999,685 / 53.12%	\$6,221,365 / 7.92%	\$11,614,492 / 35.32%	\$10,202,252 / 8.75%	\$910,230 / 1.11%	\$4,536 / 0.00%	\$46,810 / 0.02%

*** DOLLARS REPORTED BUT NOT SHOWN IN THESE COLUMNS. T=TREASURY, N=NON-TREASURY, S=SUBCONTRACTOR FUNDS & PROCUREMENT CARD HUB PURCHASES, TC=TERM CONTRACT, I= INTER GOVERNMENTAL



TEXAS HISTORICALLY UNDERUTILIZED BUSINESS (HUB) SEMI-ANNUAL REPORT RECEIVED FOR FISCAL YEAR 2025

SECTION VII - STATE AGENCY EXPENDITURE DATA

FUND TYPE	TOTAL EXPENDITURE	TOTAL SPENT WITH HUBS AMOUNT / %	BLACK AMOUNT / %	HISPANIC AMOUNT / %	WOMAN AMOUNT / %	ASIAN PACIFIC AMOUNT / %	NATIVE AMERICAN AMOUNT / %	SERVICE-DISABLED VETERAN AMOUNT / %
-----------	-------------------	----------------------------------	------------------	---------------------	------------------	--------------------------	----------------------------	-------------------------------------

746 - UT RIO GRANDE VALLEY - HEAVY CONSTRUCTION UNADJUSTED GOAL IS 11.2%

T	0	0 / 0%	0 / 0%	0 / 0%	0 / 0%	0 / 0%	0 / 0%	0 / 0%
N	0	0 / 0%	0 / 0%	0 / 0%	0 / 0%	0 / 0%	0 / 0%	0 / 0%
S	***	0 / 0%	0 / 0%	0 / 0%	0 / 0%	0 / 0%	0 / 0%	0 / 0%
-TC	0	0 / 0%	0 / 0%	0 / 0%	0 / 0%	0 / 0%	0 / 0%	0 / 0%
-I	0	0 / 0%	0 / 0%	0 / 0%	0 / 0%	0 / 0%	0 / 0%	0 / 0%
	0	0 / 0%	0 / 0%	0 / 0%	0 / 0%	0 / 0%	0 / 0%	0 / 0%

746 - UT RIO GRANDE VALLEY - BUILDING CONSTRUCTION UNADJUSTED GOAL IS 21.1%

T	0	0 / 0%	0 / 0%	0 / 0%	0 / 0%	0 / 0%	0 / 0%	0 / 0%
N	\$6,882,393	\$297,777 / 4.33%	\$5,738 / 0.08%	\$270,143 / 3.93%	\$15,395 / 0.22%	0 / 0%	0 / 0%	\$6,501 / 0.09%
S	***	\$1,486,937 / 36.09%	0 / 0%	\$1,486,937 / 36.09%	0 / 0%	0 / 0%	0 / 0%	0 / 0%
-TC	0	0 / 0%	0 / 0%	0 / 0%	0 / 0%	0 / 0%	0 / 0%	0 / 0%
-I	0	0 / 0%	0 / 0%	0 / 0%	0 / 0%	0 / 0%	0 / 0%	0 / 0%
	\$6,882,393	\$1,784,714 / 40.42%	\$5,738 / 0.08%	\$1,757,080 / 40.01%	\$15,395 / 0.22%	0 / 0%	0 / 0%	\$6,501 / 0.09%

746 - UT RIO GRANDE VALLEY - SPECIAL TRADE UNADJUSTED GOAL IS 32.9%

T	0	0 / 0%	0 / 0%	0 / 0%	0 / 0%	0 / 0%	0 / 0%	0 / 0%
N	\$6,874,574	\$924,704 / 13.45%	0 / 0%	\$840,893 / 12.23%	\$20,151 / 0.29%	\$59,109 / 0.86%	0 / 0%	\$4,552 / 0.07%
S	***	\$1,135,604 / 22.55%	0 / 0%	\$1,132,190 / 22.48%	\$3,414 / 0.07%	0 / 0%	0 / 0%	0 / 0%
-TC	0	0 / 0%	0 / 0%	0 / 0%	0 / 0%	0 / 0%	0 / 0%	0 / 0%
-I	0	0 / 0%	0 / 0%	0 / 0%	0 / 0%	0 / 0%	0 / 0%	0 / 0%
	\$6,874,574	\$2,060,309 / 36.00%	0 / 0%	\$1,973,083 / 34.71%	\$23,564 / 0.36%	\$59,109 / 0.86%	0 / 0%	\$4,552 / 0.07%

*** DOLLARS REPORTED BUT NOT SHOWN IN THESE COLUMNS. T=TREASURY, N=NON-TREASURY, S=SUBCONTRACTOR FUNDS & PROCUREMENT CARD HUB PURCHASES, TC=TERM CONTRACT, I= INTER GOVERNMENTAL



TEXAS HISTORICALLY UNDERUTILIZED BUSINESS (HUB) SEMI-ANNUAL REPORT RECEIVED FOR FISCAL YEAR 2025

SECTION VII - STATE AGENCY EXPENDITURE DATA

FUND TYPE	TOTAL EXPENDITURE	TOTAL SPENT WITH HUBS AMOUNT / %	BLACK AMOUNT / %	HISPANIC AMOUNT / %	WOMAN AMOUNT / %	ASIAN PACIFIC AMOUNT / %	NATIVE AMERICAN AMOUNT / %	SERVICE-DISABLED VETERAN AMOUNT / %
-----------	-------------------	----------------------------------	------------------	---------------------	------------------	--------------------------	----------------------------	-------------------------------------

746 - UT RIO GRANDE VALLEY - PROFESSIONAL SERVICES UNADJUSTED GOAL IS 23.7%

T	0	0 / 0%	0 / 0%	0 / 0%	0 / 0%	0 / 0%	0 / 0%	0 / 0%
N	\$1,764,696	\$29,342 / 1.66%	0 / 0%	\$29,342 / 1.66%	0 / 0%	0 / 0%	0 / 0%	0 / 0%
S	***	0 / 0%	0 / 0%	0 / 0%	0 / 0%	0 / 0%	0 / 0%	0 / 0%
-TC	0	0 / 0%	0 / 0%	0 / 0%	0 / 0%	0 / 0%	0 / 0%	0 / 0%
-I	0	0 / 0%	0 / 0%	0 / 0%	0 / 0%	0 / 0%	0 / 0%	0 / 0%
	\$1,764,696	\$29,342 / 1.66%	0 / 0%	\$29,342 / 1.66%	0 / 0%	0 / 0%	0 / 0%	0 / 0%

746 - UT RIO GRANDE VALLEY - OTHER SERVICES UNADJUSTED GOAL IS 26%

T	\$-1,840	0 / 0%	0 / 0%	0 / 0%	0 / 0%	0 / 0%	0 / 0%	0 / 0%
N	\$6,198,401	\$827,501 / 13.35%	\$32,812 / 0.53%	\$319,546 / 5.16%	\$128,539 / 2.07%	\$336,345 / 5.43%	0 / 0%	\$10,260 / 0.17%
S	***	0 / 0%	0 / 0%	0 / 0%	0 / 0%	0 / 0%	0 / 0%	0 / 0%
-TC	\$12	0 / 0%	0 / 0%	0 / 0%	0 / 0%	0 / 0%	0 / 0%	0 / 0%
-I	0	0 / 0%	0 / 0%	0 / 0%	0 / 0%	0 / 0%	0 / 0%	0 / 0%
	\$6,196,549	\$827,501 / 13.35%	\$32,812 / 0.53%	\$319,546 / 5.16%	\$128,539 / 2.07%	\$336,345 / 5.43%	0 / 0%	\$10,260 / 0.17%

746 - UT RIO GRANDE VALLEY - COMMODITY PURCHASING UNADJUSTED GOAL IS 21.1%

T	\$19,636	0 / 0%	0 / 0%	0 / 0%	0 / 0%	0 / 0%	0 / 0%	0 / 0%
N	\$17,394,655	\$2,573,281 / 14.79%	\$820,694 / 4.72%	\$1,086,953 / 6.25%	\$645,681 / 3.71%	\$2,299 / 0.01%	0 / 0%	\$17,653 / 0.10%
S	***	0 / 0%	0 / 0%	0 / 0%	0 / 0%	0 / 0%	0 / 0%	0 / 0%
-TC	\$211,843	0 / 0%	0 / 0%	0 / 0%	0 / 0%	0 / 0%	0 / 0%	0 / 0%
-I	0	0 / 0%	0 / 0%	0 / 0%	0 / 0%	0 / 0%	0 / 0%	0 / 0%
	\$17,202,448	\$2,573,281 / 14.79%	\$820,694 / 4.72%	\$1,086,953 / 6.25%	\$645,681 / 3.71%	\$2,299 / 0.01%	0 / 0%	\$17,653 / 0.10%

*** DOLLARS REPORTED BUT NOT SHOWN IN THESE COLUMNS. T=TREASURY, N=NON-TREASURY, S=SUBCONTRACTOR FUNDS & PROCUREMENT CARD HUB PURCHASES, TC=TERM CONTRACT, I= INTER GOVERNMENTAL



TEXAS HISTORICALLY UNDERUTILIZED BUSINESS (HUB) SEMI-ANNUAL REPORT RECEIVED FOR FISCAL YEAR 2025

SECTION VII - STATE AGENCY EXPENDITURE DATA

FUND TYPE	TOTAL EXPENDITURE	TOTAL SPENT WITH HUBS AMOUNT / %	BLACK AMOUNT / %	HISPANIC AMOUNT / %	WOMAN AMOUNT / %	ASIAN PACIFIC AMOUNT / %	NATIVE AMERICAN AMOUNT / %	SERVICE-DISABLED VETERAN AMOUNT / %
746 - UT RIO GRANDE VALLEY - Statewide Grand Total Expenditures								
T	\$17,796	0 / 0%	0 / 0%	0 / 0%	0 / 0%	0 / 0%	0 / 0%	0 / 0%
N	\$39,114,719	\$4,652,606 / 11.89%	\$859,244 / 2.20%	\$2,546,877 / 6.51%	\$809,766 / 2.07%	\$397,753 / 1.02%	0 / 0%	\$38,967 / 0.10%
S	***	\$2,622,541 / 28.64%	0 / 0%	\$2,619,127 / 28.60%	\$3,414 / 0.04%	0 / 0%	0 / 0%	0 / 0%
-TC	\$211,855	0 / 0%	0 / 0%	0 / 0%	0 / 0%	0 / 0%	0 / 0%	0 / 0%
-I	0	0 / 0%	0 / 0%	0 / 0%	0 / 0%	0 / 0%	0 / 0%	0 / 0%
	\$38,920,660	\$7,275,147 / 40.53%	\$859,244 / 2.20%	\$5,166,004 / 35.11%	\$813,179 / 2.11%	\$397,753 / 1.02%	0 / 0%	\$38,967 / 0.10%

*** DOLLARS REPORTED BUT NOT SHOWN IN THESE COLUMNS. T=TREASURY, N=NON-TREASURY, S=SUBCONTRACTOR FUNDS & PROCUREMENT CARD HUB PURCHASES, TC=TERM CONTRACT, I= INTER GOVERNMENTAL



TEXAS HISTORICALLY UNDERUTILIZED BUSINESS (HUB) SEMI-ANNUAL REPORT RECEIVED FOR FISCAL YEAR 2025

SECTION VII - STATE AGENCY EXPENDITURE DATA

FUND TYPE	TOTAL EXPENDITURE	TOTAL SPENT WITH HUBS AMOUNT / %	BLACK AMOUNT / %	HISPANIC AMOUNT / %	WOMAN AMOUNT / %	ASIAN PACIFIC AMOUNT / %	NATIVE AMERICAN AMOUNT / %	SERVICE-DISABLED VETERAN AMOUNT / %
-----------	-------------------	----------------------------------	------------------	---------------------	------------------	--------------------------	----------------------------	-------------------------------------

749 - TEXAS A&M UNIVERSITY - SAN ANTONIO - HEAVY CONSTRUCTION UNADJUSTED GOAL IS 11.2%

T	0	0 / 0%	0 / 0%	0 / 0%	0 / 0%	0 / 0%	0 / 0%	0 / 0%
N	\$37,519	0 / 0%	0 / 0%	0 / 0%	0 / 0%	0 / 0%	0 / 0%	0 / 0%
S	***	0 / 0%	0 / 0%	0 / 0%	0 / 0%	0 / 0%	0 / 0%	0 / 0%
-TC	0	0 / 0%	0 / 0%	0 / 0%	0 / 0%	0 / 0%	0 / 0%	0 / 0%
-I	0	0 / 0%	0 / 0%	0 / 0%	0 / 0%	0 / 0%	0 / 0%	0 / 0%
	\$37,519	0 / 0%	0 / 0%	0 / 0%	0 / 0%	0 / 0%	0 / 0%	0 / 0%

749 - TEXAS A&M UNIVERSITY - SAN ANTONIO - BUILDING CONSTRUCTION UNADJUSTED GOAL IS 21.1%

T	0	0 / 0%	0 / 0%	0 / 0%	0 / 0%	0 / 0%	0 / 0%	0 / 0%
N	\$1,791,324	0 / 0%	0 / 0%	0 / 0%	0 / 0%	0 / 0%	0 / 0%	0 / 0%
S	***	\$318,171 / 17.76%	0 / 0%	\$318,171 / 17.76%	0 / 0%	0 / 0%	0 / 0%	0 / 0%
-TC	0	0 / 0%	0 / 0%	0 / 0%	0 / 0%	0 / 0%	0 / 0%	0 / 0%
-I	0	0 / 0%	0 / 0%	0 / 0%	0 / 0%	0 / 0%	0 / 0%	0 / 0%
	\$1,791,324	\$318,171 / 17.76%	0 / 0%	\$318,171 / 17.76%	0 / 0%	0 / 0%	0 / 0%	0 / 0%

749 - TEXAS A&M UNIVERSITY - SAN ANTONIO - SPECIAL TRADE UNADJUSTED GOAL IS 32.9%

T	0	0 / 0%	0 / 0%	0 / 0%	0 / 0%	0 / 0%	0 / 0%	0 / 0%
N	\$176,180	\$4,739 / 2.69%	0 / 0%	0 / 0%	\$700 / 0.40%	0 / 0%	\$4,039 / 2.29%	0 / 0%
S	***	\$72,262 / 41.02%	0 / 0%	\$65,417 / 37.13%	0 / 0%	0 / 0%	\$6,845 / 3.89%	0 / 0%
-TC	0	0 / 0%	0 / 0%	0 / 0%	0 / 0%	0 / 0%	0 / 0%	0 / 0%
-I	0	0 / 0%	0 / 0%	0 / 0%	0 / 0%	0 / 0%	0 / 0%	0 / 0%
	\$176,180	\$77,000 / 43.71%	0 / 0%	\$65,417 / 37.13%	\$700 / 0.40%	0 / 0%	\$10,884 / 6.18%	0 / 0%

*** DOLLARS REPORTED BUT NOT SHOWN IN THESE COLUMNS. T=TREASURY, N=NON-TREASURY, S=SUBCONTRACTOR FUNDS & PROCUREMENT CARD HUB PURCHASES, TC=TERM CONTRACT, I= INTER GOVERNMENTAL



TEXAS HISTORICALLY UNDERUTILIZED BUSINESS (HUB) SEMI-ANNUAL REPORT RECEIVED FOR FISCAL YEAR 2025

SECTION VII - STATE AGENCY EXPENDITURE DATA

FUND TYPE	TOTAL EXPENDITURE	TOTAL SPENT WITH HUBS AMOUNT / %	BLACK AMOUNT / %	HISPANIC AMOUNT / %	WOMAN AMOUNT / %	ASIAN PACIFIC AMOUNT / %	NATIVE AMERICAN AMOUNT / %	SERVICE-DISABLED VETERAN AMOUNT / %
-----------	-------------------	----------------------------------	------------------	---------------------	------------------	--------------------------	----------------------------	-------------------------------------

749 - TEXAS A&M UNIVERSITY - SAN ANTONIO - PROFESSIONAL SERVICES UNADJUSTED GOAL IS 23.7%

T	0	0 / 0%	0 / 0%	0 / 0%	0 / 0%	0 / 0%	0 / 0%	0 / 0%
N	\$21,458	0 / 0%	0 / 0%	0 / 0%	0 / 0%	0 / 0%	0 / 0%	0 / 0%
S	***	0 / 0%	0 / 0%	0 / 0%	0 / 0%	0 / 0%	0 / 0%	0 / 0%
-TC	0	0 / 0%	0 / 0%	0 / 0%	0 / 0%	0 / 0%	0 / 0%	0 / 0%
-I	0	0 / 0%	0 / 0%	0 / 0%	0 / 0%	0 / 0%	0 / 0%	0 / 0%
	\$21,458	0 / 0%	0 / 0%	0 / 0%	0 / 0%	0 / 0%	0 / 0%	0 / 0%

749 - TEXAS A&M UNIVERSITY - SAN ANTONIO - OTHER SERVICES UNADJUSTED GOAL IS 26%

T	\$519,430	0 / 0%	0 / 0%	0 / 0%	0 / 0%	0 / 0%	0 / 0%	0 / 0%
N	\$6,347,900	\$311,309 / 4.90%	\$5,048 / 0.08%	\$198,300 / 3.12%	\$98,076 / 1.55%	0 / 0%	\$9,885 / 0.16%	0 / 0%
S	***	\$669,294 / 12.59%	0 / 0%	\$646,364 / 12.16%	\$12,930 / 0.24%	\$10,000 / 0.19%	0 / 0%	0 / 0%
-TC	0	0 / 0%	0 / 0%	0 / 0%	0 / 0%	0 / 0%	0 / 0%	0 / 0%
-I	0	0 / 0%	0 / 0%	0 / 0%	0 / 0%	0 / 0%	0 / 0%	0 / 0%
	\$6,867,330	\$980,603 / 17.49%	\$5,048 / 0.08%	\$844,664 / 15.28%	\$111,006 / 1.79%	\$10,000 / 0.19%	\$9,885 / 0.16%	0 / 0%

749 - TEXAS A&M UNIVERSITY - SAN ANTONIO - COMMODITY PURCHASING UNADJUSTED GOAL IS 21.1%

T	0	0 / 0%	0 / 0%	0 / 0%	0 / 0%	0 / 0%	0 / 0%	0 / 0%
N	\$6,740,188	\$1,116,461 / 16.56%	\$907,338 / 13.46%	\$71,852 / 1.07%	\$136,859 / 2.03%	\$413 / 0.01%	0 / 0%	0 / 0%
S	***	\$13,668 / 0.66%	0 / 0%	\$2,454 / 0.12%	\$11,214 / 0.54%	0 / 0%	0 / 0%	0 / 0%
-TC	0	0 / 0%	0 / 0%	0 / 0%	0 / 0%	0 / 0%	0 / 0%	0 / 0%
-I	0	0 / 0%	0 / 0%	0 / 0%	0 / 0%	0 / 0%	0 / 0%	0 / 0%
	\$6,740,188	\$1,130,128 / 17.23%	\$907,338 / 13.46%	\$74,305 / 1.19%	\$148,073 / 2.57%	\$413 / 0.01%	0 / 0%	0 / 0%

*** DOLLARS REPORTED BUT NOT SHOWN IN THESE COLUMNS. T=TREASURY, N=NON-TREASURY, S=SUBCONTRACTOR FUNDS & PROCUREMENT CARD HUB PURCHASES, TC=TERM CONTRACT, I= INTER GOVERNMENTAL



TEXAS HISTORICALLY UNDERUTILIZED BUSINESS (HUB) SEMI-ANNUAL REPORT RECEIVED FOR FISCAL YEAR 2025

SECTION VII - STATE AGENCY EXPENDITURE DATA

FUND TYPE	TOTAL EXPENDITURE	TOTAL SPENT WITH HUBS AMOUNT / %	BLACK AMOUNT / %	HISPANIC AMOUNT / %	WOMAN AMOUNT / %	ASIAN PACIFIC AMOUNT / %	NATIVE AMERICAN AMOUNT / %	SERVICE-DISABLED VETERAN AMOUNT / %
749 - TEXAS A&M UNIVERSITY - SAN ANTONIO - Statewide Grand Total Expenditures								
T	\$519,430	0 / 0%	0 / 0%	0 / 0%	0 / 0%	0 / 0%	0 / 0%	0 / 0%
N	\$15,114,568	\$1,432,509 / 9.48%	\$912,386 / 6.04%	\$270,152 / 1.79%	\$235,635 / 1.56%	\$413 / 0.00%	\$13,924 / 0.09%	0 / 0%
S	***	\$1,073,394 / 11.49%	0 / 0%	\$1,032,406 / 11.05%	\$24,144 / 0.26%	\$10,000 / 0.11%	\$6,845 / 0.07%	0 / 0%
-TC	0	0 / 0%	0 / 0%	0 / 0%	0 / 0%	0 / 0%	0 / 0%	0 / 0%
-I	0	0 / 0%	0 / 0%	0 / 0%	0 / 0%	0 / 0%	0 / 0%	0 / 0%
	\$15,633,999	\$2,505,903 / 20.96%	\$912,386 / 6.04%	\$1,302,557 / 12.83%	\$259,779 / 1.82%	\$10,413 / 0.11%	\$20,769 / 0.17%	0 / 0%

*** DOLLARS REPORTED BUT NOT SHOWN IN THESE COLUMNS. T=TREASURY, N=NON-TREASURY, S=SUBCONTRACTOR FUNDS & PROCUREMENT CARD HUB PURCHASES, TC=TERM CONTRACT, I= INTER GOVERNMENTAL



TEXAS HISTORICALLY UNDERUTILIZED BUSINESS (HUB) SEMI-ANNUAL REPORT RECEIVED FOR FISCAL YEAR 2025

SECTION VII - STATE AGENCY EXPENDITURE DATA

FUND TYPE	TOTAL EXPENDITURE	TOTAL SPENT WITH HUBS AMOUNT / %	BLACK AMOUNT / %	HISPANIC AMOUNT / %	WOMAN AMOUNT / %	ASIAN PACIFIC AMOUNT / %	NATIVE AMERICAN AMOUNT / %	SERVICE-DISABLED VETERAN AMOUNT / %
-----------	-------------------	----------------------------------	------------------	---------------------	------------------	--------------------------	----------------------------	-------------------------------------

750 - UNIVERSITY OF TEXAS AT TYLER - HEAVY CONSTRUCTION UNADJUSTED GOAL IS 11.2%

T	0	0 / 0%	0 / 0%	0 / 0%	0 / 0%	0 / 0%	0 / 0%	0 / 0%
N	0	0 / 0%	0 / 0%	0 / 0%	0 / 0%	0 / 0%	0 / 0%	0 / 0%
S	***	0 / 0%	0 / 0%	0 / 0%	0 / 0%	0 / 0%	0 / 0%	0 / 0%
-TC	0	0 / 0%	0 / 0%	0 / 0%	0 / 0%	0 / 0%	0 / 0%	0 / 0%
-I	0	0 / 0%	0 / 0%	0 / 0%	0 / 0%	0 / 0%	0 / 0%	0 / 0%
	0	0 / 0%	0 / 0%	0 / 0%	0 / 0%	0 / 0%	0 / 0%	0 / 0%

750 - UNIVERSITY OF TEXAS AT TYLER - BUILDING CONSTRUCTION UNADJUSTED GOAL IS 21.1%

T	0	0 / 0%	0 / 0%	0 / 0%	0 / 0%	0 / 0%	0 / 0%	0 / 0%
N	0	0 / 0%	0 / 0%	0 / 0%	0 / 0%	0 / 0%	0 / 0%	0 / 0%
S	***	0 / 0%	0 / 0%	0 / 0%	0 / 0%	0 / 0%	0 / 0%	0 / 0%
-TC	0	0 / 0%	0 / 0%	0 / 0%	0 / 0%	0 / 0%	0 / 0%	0 / 0%
-I	0	0 / 0%	0 / 0%	0 / 0%	0 / 0%	0 / 0%	0 / 0%	0 / 0%
	0	0 / 0%	0 / 0%	0 / 0%	0 / 0%	0 / 0%	0 / 0%	0 / 0%

750 - UNIVERSITY OF TEXAS AT TYLER - SPECIAL TRADE UNADJUSTED GOAL IS 32.9%

T	0	0 / 0%	0 / 0%	0 / 0%	0 / 0%	0 / 0%	0 / 0%	0 / 0%
N	\$6,140,077	\$500,293 / 8.15%	\$28,140 / 0.46%	\$5,800 / 0.09%	\$466,353 / 7.60%	0 / 0%	0 / 0%	0 / 0%
S	***	0 / 0%	0 / 0%	0 / 0%	0 / 0%	0 / 0%	0 / 0%	0 / 0%
-TC	0	0 / 0%	0 / 0%	0 / 0%	0 / 0%	0 / 0%	0 / 0%	0 / 0%
-I	0	0 / 0%	0 / 0%	0 / 0%	0 / 0%	0 / 0%	0 / 0%	0 / 0%
	\$6,140,077	\$500,293 / 8.15%	\$28,140 / 0.46%	\$5,800 / 0.09%	\$466,353 / 7.60%	0 / 0%	0 / 0%	0 / 0%

*** DOLLARS REPORTED BUT NOT SHOWN IN THESE COLUMNS. T=TREASURY, N=NON-TREASURY, S=SUBCONTRACTOR FUNDS & PROCUREMENT CARD HUB PURCHASES, TC=TERM CONTRACT, I= INTER GOVERNMENTAL



TEXAS HISTORICALLY UNDERUTILIZED BUSINESS (HUB) SEMI-ANNUAL REPORT RECEIVED FOR FISCAL YEAR 2025

SECTION VII - STATE AGENCY EXPENDITURE DATA

FUND TYPE	TOTAL EXPENDITURE	TOTAL SPENT WITH HUBS AMOUNT / %	BLACK AMOUNT / %	HISPANIC AMOUNT / %	WOMAN AMOUNT / %	ASIAN PACIFIC AMOUNT / %	NATIVE AMERICAN AMOUNT / %	SERVICE-DISABLED VETERAN AMOUNT / %
-----------	-------------------	----------------------------------	------------------	---------------------	------------------	--------------------------	----------------------------	-------------------------------------

750 - UNIVERSITY OF TEXAS AT TYLER - PROFESSIONAL SERVICES UNADJUSTED GOAL IS 23.7%

T	0	0 / 0%	0 / 0%	0 / 0%	0 / 0%	0 / 0%	0 / 0%	0 / 0%
N	\$740,879	\$676 / 0.09%	0 / 0%	0 / 0%	\$676 / 0.09%	0 / 0%	0 / 0%	0 / 0%
S	***	0 / 0%	0 / 0%	0 / 0%	0 / 0%	0 / 0%	0 / 0%	0 / 0%
-TC	0	0 / 0%	0 / 0%	0 / 0%	0 / 0%	0 / 0%	0 / 0%	0 / 0%
-I	0	0 / 0%	0 / 0%	0 / 0%	0 / 0%	0 / 0%	0 / 0%	0 / 0%
	\$740,879	\$676 / 0.09%	0 / 0%	0 / 0%	\$676 / 0.09%	0 / 0%	0 / 0%	0 / 0%

750 - UNIVERSITY OF TEXAS AT TYLER - OTHER SERVICES UNADJUSTED GOAL IS 26%

T	0	0 / 0%	0 / 0%	0 / 0%	0 / 0%	0 / 0%	0 / 0%	0 / 0%
N	\$9,365,734	\$287,039 / 3.06%	\$84,661 / 0.90%	\$87,182 / 0.93%	\$94,456 / 1.01%	\$20,740 / 0.22%	0 / 0%	0 / 0%
S	***	0 / 0%	0 / 0%	0 / 0%	0 / 0%	0 / 0%	0 / 0%	0 / 0%
-TC	\$219,812	\$86,482 / 39.34%	0 / 0%	\$86,482 / 39.34%	0 / 0%	0 / 0%	0 / 0%	0 / 0%
-I	0	0 / 0%	0 / 0%	0 / 0%	0 / 0%	0 / 0%	0 / 0%	0 / 0%
	\$9,145,922	\$200,557 / 42.41%	\$84,661 / 0.90%	\$700 / 40.27%	\$94,456 / 1.01%	\$20,740 / 0.22%	0 / 0%	0 / 0%

750 - UNIVERSITY OF TEXAS AT TYLER - COMMODITY PURCHASING UNADJUSTED GOAL IS 21.1%

T	0	0 / 0%	0 / 0%	0 / 0%	0 / 0%	0 / 0%	0 / 0%	0 / 0%
N	\$7,727,966	\$624,699 / 8.08%	\$358,944 / 4.64%	\$106,840 / 1.38%	\$150,269 / 1.94%	\$8,645 / 0.11%	0 / 0%	0 / 0%
S	***	\$6,016 / 0.89%	0 / 0%	\$115 / 0.02%	\$5,901 / 0.88%	0 / 0%	0 / 0%	0 / 0%
-TC	\$266,704	0 / 0%	0 / 0%	0 / 0%	0 / 0%	0 / 0%	0 / 0%	0 / 0%
-I	0	0 / 0%	0 / 0%	0 / 0%	0 / 0%	0 / 0%	0 / 0%	0 / 0%
	\$7,461,262	\$630,714 / 8.98%	\$358,944 / 4.64%	\$106,955 / 1.40%	\$156,170 / 2.82%	\$8,645 / 0.11%	0 / 0%	0 / 0%

*** DOLLARS REPORTED BUT NOT SHOWN IN THESE COLUMNS. T=TREASURY, N=NON-TREASURY, S=SUBCONTRACTOR FUNDS & PROCUREMENT CARD HUB PURCHASES, TC=TERM CONTRACT, I= INTER GOVERNMENTAL



TEXAS HISTORICALLY UNDERUTILIZED BUSINESS (HUB) SEMI-ANNUAL REPORT RECEIVED FOR FISCAL YEAR 2025

SECTION VII - STATE AGENCY EXPENDITURE DATA

FUND TYPE	TOTAL EXPENDITURE	TOTAL SPENT WITH HUBS AMOUNT / %	BLACK AMOUNT / %	HISPANIC AMOUNT / %	WOMAN AMOUNT / %	ASIAN PACIFIC AMOUNT / %	NATIVE AMERICAN AMOUNT / %	SERVICE-DISABLED VETERAN AMOUNT / %
750 - UNIVERSITY OF TEXAS AT TYLER - Statewide Grand Total Expenditures								
T	0	0 / 0%	0 / 0%	0 / 0%	0 / 0%	0 / 0%	0 / 0%	0 / 0%
N	\$23,974,657	\$1,412,707 / 5.89%	\$471,746 / 1.97%	\$199,822 / 0.83%	\$711,754 / 2.97%	\$29,385 / 0.12%	0 / 0%	0 / 0%
S	***	\$6,016 / 0.09%	0 / 0%	\$115 / 0.00%	\$5,901 / 0.09%	0 / 0%	0 / 0%	0 / 0%
-TC	\$486,516	\$86,482 / 17.78%	0 / 0%	\$86,482 / 17.78%	0 / 0%	0 / 0%	0 / 0%	0 / 0%
-I	0	0 / 0%	0 / 0%	0 / 0%	0 / 0%	0 / 0%	0 / 0%	0 / 0%
	\$23,488,141	\$1,332,241 / 23.76%	\$471,746 / 1.97%	\$113,455 / 18.61%	\$717,655 / 3.06%	\$29,385 / 0.12%	0 / 0%	0 / 0%

*** DOLLARS REPORTED BUT NOT SHOWN IN THESE COLUMNS. T=TREASURY, N=NON-TREASURY, S=SUBCONTRACTOR FUNDS & PROCUREMENT CARD HUB PURCHASES, TC=TERM CONTRACT, I= INTER GOVERNMENTAL



TEXAS HISTORICALLY UNDERUTILIZED BUSINESS (HUB) SEMI-ANNUAL REPORT RECEIVED FOR FISCAL YEAR 2025

SECTION VII - STATE AGENCY EXPENDITURE DATA

FUND TYPE	TOTAL EXPENDITURE	TOTAL SPENT WITH HUBS AMOUNT / %	BLACK AMOUNT / %	HISPANIC AMOUNT / %	WOMAN AMOUNT / %	ASIAN PACIFIC AMOUNT / %	NATIVE AMERICAN AMOUNT / %	SERVICE-DISABLED VETERAN AMOUNT / %
#MULTIVALUE								
T	0	0 / 0%	0 / 0%	0 / 0%	0 / 0%	0 / 0%	0 / 0%	0 / 0%
N	0	0 / 0%	0 / 0%	0 / 0%	0 / 0%	0 / 0%	0 / 0%	0 / 0%
S	***	0 / 0%	0 / 0%	0 / 0%	0 / 0%	0 / 0%	0 / 0%	0 / 0%
-TC	0	0 / 0%	0 / 0%	0 / 0%	0 / 0%	0 / 0%	0 / 0%	0 / 0%
-I	0	0 / 0%	0 / 0%	0 / 0%	0 / 0%	0 / 0%	0 / 0%	0 / 0%
	0	0 / 0%	0 / 0%	0 / 0%	0 / 0%	0 / 0%	0 / 0%	0 / 0%
#MULTIVALUE								
T	0	0 / 0%	0 / 0%	0 / 0%	0 / 0%	0 / 0%	0 / 0%	0 / 0%
N	\$7,803,221	\$877,756 / 11.25%	0 / 0%	0 / 0%	\$877,756 / 11.25%	0 / 0%	0 / 0%	0 / 0%
S	***	0 / 0%	0 / 0%	0 / 0%	0 / 0%	0 / 0%	0 / 0%	0 / 0%
-TC	0	0 / 0%	0 / 0%	0 / 0%	0 / 0%	0 / 0%	0 / 0%	0 / 0%
-I	0	0 / 0%	0 / 0%	0 / 0%	0 / 0%	0 / 0%	0 / 0%	0 / 0%
	\$7,803,221	\$877,756 / 11.25%	0 / 0%	0 / 0%	\$877,756 / 11.25%	0 / 0%	0 / 0%	0 / 0%
#MULTIVALUE								
T	0	0 / 0%	0 / 0%	0 / 0%	0 / 0%	0 / 0%	0 / 0%	0 / 0%
N	\$2,257,631	\$1,069,459 / 47.37%	0 / 0%	0 / 0%	\$150 / 0.01%	0 / 0%	\$1,069,309 / 47.36%	0 / 0%
S	***	0 / 0%	0 / 0%	0 / 0%	0 / 0%	0 / 0%	0 / 0%	0 / 0%
-TC	0	0 / 0%	0 / 0%	0 / 0%	0 / 0%	0 / 0%	0 / 0%	0 / 0%
-I	0	0 / 0%	0 / 0%	0 / 0%	0 / 0%	0 / 0%	0 / 0%	0 / 0%
	\$2,257,631	\$1,069,459 / 47.37%	0 / 0%	0 / 0%	\$150 / 0.01%	0 / 0%	\$1,069,309 / 47.36%	0 / 0%

*** DOLLARS REPORTED BUT NOT SHOWN IN THESE COLUMNS. T=TREASURY, N=NON-TREASURY, S=SUBCONTRACTOR FUNDS & PROCUREMENT CARD HUB PURCHASES, TC=TERM CONTRACT, I= INTER GOVERNMENTAL



TEXAS HISTORICALLY UNDERUTILIZED BUSINESS (HUB) SEMI-ANNUAL REPORT RECEIVED FOR FISCAL YEAR 2025

SECTION VII - STATE AGENCY EXPENDITURE DATA

FUND TYPE	TOTAL EXPENDITURE	TOTAL SPENT WITH HUBS AMOUNT / %	BLACK AMOUNT / %	HISPANIC AMOUNT / %	WOMAN AMOUNT / %	ASIAN PACIFIC AMOUNT / %	NATIVE AMERICAN AMOUNT / %	SERVICE-DISABLED VETERAN AMOUNT / %
#MULTIVALUE								
T	0	0 / 0%	0 / 0%	0 / 0%	0 / 0%	0 / 0%	0 / 0%	0 / 0%
N	\$210,460	\$16,000 / 7.60%	0 / 0%	0 / 0%	0 / 0%	0 / 0%	0 / 0%	\$16,000 / 7.60%
S	***	0 / 0%	0 / 0%	0 / 0%	0 / 0%	0 / 0%	0 / 0%	0 / 0%
-TC	0	0 / 0%	0 / 0%	0 / 0%	0 / 0%	0 / 0%	0 / 0%	0 / 0%
-I	0	0 / 0%	0 / 0%	0 / 0%	0 / 0%	0 / 0%	0 / 0%	0 / 0%
	\$210,460	\$16,000 / 7.60%	0 / 0%	0 / 0%	0 / 0%	0 / 0%	0 / 0%	\$16,000 / 7.60%
#MULTIVALUE								
T	0	0 / 0%	0 / 0%	0 / 0%	0 / 0%	0 / 0%	0 / 0%	0 / 0%
N	\$8,677,836	\$343,709 / 3.96%	\$256 / 0.00%	\$53,575 / 0.62%	\$38,142 / 0.44%	\$1,261 / 0.01%	\$250,476 / 2.89%	0 / 0%
S	***	\$3,226,114 / 51.17%	\$49,100 / 0.78%	\$658,921 / 10.45%	\$2,518,093 / 39.94%	0 / 0%	0 / 0%	0 / 0%
-TC	\$23,943	0 / 0%	0 / 0%	0 / 0%	0 / 0%	0 / 0%	0 / 0%	0 / 0%
-I	0	0 / 0%	0 / 0%	0 / 0%	0 / 0%	0 / 0%	0 / 0%	0 / 0%
	\$8,653,893	\$3,569,824 / 55.13%	\$49,356 / 0.78%	\$712,496 / 11.07%	\$2,556,235 / 40.38%	\$1,261 / 0.01%	\$250,476 / 2.89%	0 / 0%
#MULTIVALUE								
T	-\$6,654	-\$4,559 / 68.52%	-\$4,559 / 68.52%	0 / 0%	0 / 0%	0 / 0%	0 / 0%	0 / 0%
N	\$7,349,947	\$1,197,390 / 16.29%	\$498,355 / 6.78%	\$16,118 / 0.22%	\$157,274 / 2.14%	0 / 0%	\$525,642 / 7.15%	0 / 0%
S	***	\$53,773 / 5.66%	0 / 0%	0 / 0%	\$53,773 / 5.66%	0 / 0%	0 / 0%	0 / 0%
-TC	\$101,250	0 / 0%	0 / 0%	0 / 0%	0 / 0%	0 / 0%	0 / 0%	0 / 0%
-I	0	0 / 0%	0 / 0%	0 / 0%	0 / 0%	0 / 0%	0 / 0%	0 / 0%
	\$7,242,042	\$1,246,603 / 90.47%	\$493,796 / 75.30%	\$16,118 / 0.22%	\$211,047 / 7.80%	0 / 0%	\$525,642 / 7.15%	0 / 0%

*** DOLLARS REPORTED BUT NOT SHOWN IN THESE COLUMNS. T=TREASURY, N=NON-TREASURY, S=SUBCONTRACTOR FUNDS & PROCUREMENT CARD HUB PURCHASES, TC=TERM CONTRACT, I= INTER GOVERNMENTAL



TEXAS HISTORICALLY UNDERUTILIZED BUSINESS (HUB) SEMI-ANNUAL REPORT RECEIVED FOR FISCAL YEAR 2025

SECTION VII - STATE AGENCY EXPENDITURE DATA

FUND TYPE	TOTAL EXPENDITURE	TOTAL SPENT WITH HUBS AMOUNT / %	BLACK AMOUNT / %	HISPANIC AMOUNT / %	WOMAN AMOUNT / %	ASIAN PACIFIC AMOUNT / %	NATIVE AMERICAN AMOUNT / %	SERVICE-DISABLED VETERAN AMOUNT / %
#MULTIVALUE								
T	\$-6,654	-\$4,559 / 68.52%	-\$4,559 / 68.52%	0 / 0%	0 / 0%	0 / 0%	0 / 0%	0 / 0%
N	\$26,299,095	\$3,504,313 / 13.32%	\$498,611 / 1.90%	\$69,693 / 0.27%	\$1,073,321 / 4.08%	\$1,261 / 0.00%	\$1,845,426 / 7.02%	\$16,000 / 0.06%
S	***	\$3,279,887 / 44.80%	\$49,100 / 0.67%	\$658,921 / 9.00%	\$2,571,866 / 35.13%	0 / 0%	0 / 0%	0 / 0%
-TC	\$125,193	0 / 0%	0 / 0%	0 / 0%	0 / 0%	0 / 0%	0 / 0%	0 / 0%
-I	0	0 / 0%	0 / 0%	0 / 0%	0 / 0%	0 / 0%	0 / 0%	0 / 0%
	\$26,167,247	\$6,779,641 / 126.64%	\$543,152 / 71.08%	\$728,614 / 9.27%	\$3,645,188 / 39.21%	\$1,261 / 0.00%	\$1,845,426 / 7.02%	\$16,000 / 0.06%

*** DOLLARS REPORTED BUT NOT SHOWN IN THESE COLUMNS. T=TREASURY, N=NON-TREASURY, S=SUBCONTRACTOR FUNDS & PROCUREMENT CARD HUB PURCHASES, TC=TERM CONTRACT, I= INTER GOVERNMENTAL



TEXAS HISTORICALLY UNDERUTILIZED BUSINESS (HUB) SEMI-ANNUAL REPORT RECEIVED FOR FISCAL YEAR 2025

SECTION VII - STATE AGENCY EXPENDITURE DATA

FUND TYPE	TOTAL EXPENDITURE	TOTAL SPENT WITH HUBS AMOUNT / %	BLACK AMOUNT / %	HISPANIC AMOUNT / %	WOMAN AMOUNT / %	ASIAN PACIFIC AMOUNT / %	NATIVE AMERICAN AMOUNT / %	SERVICE-DISABLED VETERAN AMOUNT / %
752 - UNIVERSITY OF NORTH TEXAS - HEAVY CONSTRUCTION UNADJUSTED GOAL IS 11.2%								
T	0	0 / 0%	0 / 0%	0 / 0%	0 / 0%	0 / 0%	0 / 0%	0 / 0%
N	0	0 / 0%	0 / 0%	0 / 0%	0 / 0%	0 / 0%	0 / 0%	0 / 0%
S	***	0 / 0%	0 / 0%	0 / 0%	0 / 0%	0 / 0%	0 / 0%	0 / 0%
-TC	0	0 / 0%	0 / 0%	0 / 0%	0 / 0%	0 / 0%	0 / 0%	0 / 0%
-I	0	0 / 0%	0 / 0%	0 / 0%	0 / 0%	0 / 0%	0 / 0%	0 / 0%
	0	0 / 0%	0 / 0%	0 / 0%	0 / 0%	0 / 0%	0 / 0%	0 / 0%

752 - UNIVERSITY OF NORTH TEXAS - BUILDING CONSTRUCTION UNADJUSTED GOAL IS 21.1%

T	\$92,856	\$11,118 / 11.97%	0 / 0%	\$2,000 / 2.15%	\$9,118 / 9.82%	0 / 0%	0 / 0%	0 / 0%
N	\$1,020,634	\$186,677 / 18.29%	0 / 0%	\$68,745 / 6.74%	\$117,932 / 11.55%	0 / 0%	0 / 0%	0 / 0%
S	***	\$7,933 / 1.57%	0 / 0%	\$7,933 / 1.57%	0 / 0%	0 / 0%	0 / 0%	0 / 0%
-TC	0	0 / 0%	0 / 0%	0 / 0%	0 / 0%	0 / 0%	0 / 0%	0 / 0%
-I	0	0 / 0%	0 / 0%	0 / 0%	0 / 0%	0 / 0%	0 / 0%	0 / 0%
	\$1,113,490	\$205,727 / 31.83%	0 / 0%	\$78,677 / 10.46%	\$127,050 / 21.37%	0 / 0%	0 / 0%	0 / 0%

752 - UNIVERSITY OF NORTH TEXAS - SPECIAL TRADE UNADJUSTED GOAL IS 32.9%

T	\$2,464,420	\$982,595 / 39.87%	0 / 0%	\$144,890 / 5.88%	\$837,705 / 33.99%	0 / 0%	0 / 0%	0 / 0%
N	\$10,003,428	\$2,190,519 / 21.90%	0 / 0%	\$444,895 / 4.45%	\$1,735,220 / 17.35%	0 / 0%	\$10,404 / 0.10%	0 / 0%
S	***	\$580,832 / 5.32%	0 / 0%	\$304,737 / 2.79%	\$276,095 / 2.53%	0 / 0%	0 / 0%	0 / 0%
-TC	0	0 / 0%	0 / 0%	0 / 0%	0 / 0%	0 / 0%	0 / 0%	0 / 0%
-I	0	0 / 0%	0 / 0%	0 / 0%	0 / 0%	0 / 0%	0 / 0%	0 / 0%
	\$12,467,848	\$3,753,946 / 67.09%	0 / 0%	\$894,522 / 13.12%	\$2,849,021 / 53.87%	0 / 0%	\$10,404 / 0.10%	0 / 0%

*** DOLLARS REPORTED BUT NOT SHOWN IN THESE COLUMNS. T=TREASURY, N=NON-TREASURY, S=SUBCONTRACTOR FUNDS & PROCUREMENT CARD HUB PURCHASES, TC=TERM CONTRACT, I= INTER GOVERNMENT



TEXAS HISTORICALLY UNDERUTILIZED BUSINESS (HUB) SEMI-ANNUAL REPORT RECEIVED FOR FISCAL YEAR 2025

SECTION VII - STATE AGENCY EXPENDITURE DATA

FUND TYPE	TOTAL EXPENDITURE	TOTAL SPENT WITH HUBS AMOUNT / %	BLACK AMOUNT / %	HISPANIC AMOUNT / %	WOMAN AMOUNT / %	ASIAN PACIFIC AMOUNT / %	NATIVE AMERICAN AMOUNT / %	SERVICE-DISABLED VETERAN AMOUNT / %
-----------	-------------------	----------------------------------	------------------	---------------------	------------------	--------------------------	----------------------------	-------------------------------------

752 - UNIVERSITY OF NORTH TEXAS - PROFESSIONAL SERVICES UNADJUSTED GOAL IS 23.7%

T	\$5,550	\$5,550 / 100.00%	0 / 0%	0 / 0%	0 / 0%	\$5,550 / 100.00%	0 / 0%	0 / 0%
N	\$686,555	\$176,006 / 25.64%	\$3,783 / 0.55%	\$172,223 / 25.09%	0 / 0%	0 / 0%	0 / 0%	0 / 0%
S	***	0 / 0%	0 / 0%	0 / 0%	0 / 0%	0 / 0%	0 / 0%	0 / 0%
-TC	0	0 / 0%	0 / 0%	0 / 0%	0 / 0%	0 / 0%	0 / 0%	0 / 0%
-I	0	0 / 0%	0 / 0%	0 / 0%	0 / 0%	0 / 0%	0 / 0%	0 / 0%
	\$692,105	\$181,556 / 125.64%	\$3,783 / 0.55%	\$172,223 / 25.09%	0 / 0%	\$5,550 / 100.00%	0 / 0%	0 / 0%

752 - UNIVERSITY OF NORTH TEXAS - OTHER SERVICES UNADJUSTED GOAL IS 26%

T	\$184,998	\$29,146 / 15.75%	\$40 / 0.02%	\$29,077 / 15.72%	0 / 0%	\$29 / 0.02%	0 / 0%	0 / 0%
N	\$19,572,843	\$774,534 / 3.96%	\$92,780 / 0.47%	\$181,054 / 0.93%	\$221,708 / 1.13%	\$278,992 / 1.43%	0 / 0%	0 / 0%
S	***	\$112,738 / 1.13%	0 / 0%	\$16,836 / 0.17%	\$83,883 / 0.84%	\$12,019 / 0.12%	0 / 0%	0 / 0%
-TC	0	0 / 0%	0 / 0%	0 / 0%	0 / 0%	0 / 0%	0 / 0%	0 / 0%
-I	0	0 / 0%	0 / 0%	0 / 0%	0 / 0%	0 / 0%	0 / 0%	0 / 0%
	\$19,757,841	\$916,418 / 20.84%	\$92,820 / 0.50%	\$226,967 / 16.81%	\$305,591 / 1.97%	\$291,040 / 1.56%	0 / 0%	0 / 0%

752 - UNIVERSITY OF NORTH TEXAS - COMMODITY PURCHASING UNADJUSTED GOAL IS 21.1%

T	\$1,917,478	\$507,969 / 26.49%	\$259,098 / 13.51%	\$194,339 / 10.14%	\$50,835 / 2.65%	\$3,697 / 0.19%	0 / 0%	0 / 0%
N	\$27,917,744	\$2,410,901 / 8.64%	\$957,901 / 3.43%	\$800,786 / 2.87%	\$636,868 / 2.28%	\$290 / 0.00%	\$15,056 / 0.05%	0 / 0%
S	***	\$373,811 / 4.52%	\$13,143 / 0.16%	\$255,859 / 3.10%	\$85,450 / 1.03%	0 / 0%	\$19,359 / 0.23%	0 / 0%
-TC	0	0 / 0%	0 / 0%	0 / 0%	0 / 0%	0 / 0%	0 / 0%	0 / 0%
-I	0	0 / 0%	0 / 0%	0 / 0%	0 / 0%	0 / 0%	0 / 0%	0 / 0%
	\$29,835,222	\$3,292,682 / 39.65%	\$1,230,142 / 17.10%	\$1,250,984 / 16.10%	\$773,153 / 5.97%	\$3,987 / 0.19%	\$34,416 / 0.29%	0 / 0%

*** DOLLARS REPORTED BUT NOT SHOWN IN THESE COLUMNS. T=TREASURY, N=NON-TREASURY, S=SUBCONTRACTOR FUNDS & PROCUREMENT CARD HUB PURCHASES, TC=TERM CONTRACT, I= INTER GOVERNMENTAL



TEXAS HISTORICALLY UNDERUTILIZED BUSINESS (HUB) SEMI-ANNUAL REPORT RECEIVED FOR FISCAL YEAR 2025

SECTION VII - STATE AGENCY EXPENDITURE DATA

FUND TYPE	TOTAL EXPENDITURE	TOTAL SPENT WITH HUBS AMOUNT / %	BLACK AMOUNT / %	HISPANIC AMOUNT / %	WOMAN AMOUNT / %	ASIAN PACIFIC AMOUNT / %	NATIVE AMERICAN AMOUNT / %	SERVICE-DISABLED VETERAN AMOUNT / %
752 - UNIVERSITY OF NORTH TEXAS - Statewide Grand Total Expenditures								
T	\$4,665,303	\$1,536,379 / 32.93%	\$259,138 / 5.55%	\$370,306 / 7.94%	\$897,658 / 19.24%	\$9,276 / 0.20%	0 / 0%	0 / 0%
N	\$59,201,204	\$5,738,638 / 9.69%	\$1,054,464 / 1.78%	\$1,667,703 / 2.82%	\$2,711,729 / 4.58%	\$279,282 / 0.47%	\$25,460 / 0.04%	0 / 0%
S	***	\$1,075,313 / 3.62%	\$13,143 / 0.04%	\$585,365 / 1.97%	\$445,428 / 1.50%	\$12,019 / 0.04%	\$19,359 / 0.07%	0 / 0%
-TC	0	0 / 0%	0 / 0%	0 / 0%	0 / 0%	0 / 0%	0 / 0%	0 / 0%
-I	0	0 / 0%	0 / 0%	0 / 0%	0 / 0%	0 / 0%	0 / 0%	0 / 0%
	\$63,866,507	\$8,350,330 / 46.24%	\$1,326,745 / 7.38%	\$2,623,374 / 12.72%	\$4,054,815 / 25.32%	\$300,577 / 0.71%	\$44,819 / 0.11%	0 / 0%

*** DOLLARS REPORTED BUT NOT SHOWN IN THESE COLUMNS. T=TREASURY, N=NON-TREASURY, S=SUBCONTRACTOR FUNDS & PROCUREMENT CARD HUB PURCHASES, TC=TERM CONTRACT, I= INTER GOVERNMENTAL



TEXAS HISTORICALLY UNDERUTILIZED BUSINESS (HUB) SEMI-ANNUAL REPORT RECEIVED FOR FISCAL YEAR 2025

SECTION VII - STATE AGENCY EXPENDITURE DATA

FUND TYPE	TOTAL EXPENDITURE	TOTAL SPENT WITH HUBS AMOUNT / %	BLACK AMOUNT / %	HISPANIC AMOUNT / %	WOMAN AMOUNT / %	ASIAN PACIFIC AMOUNT / %	NATIVE AMERICAN AMOUNT / %	SERVICE-DISABLED VETERAN AMOUNT / %
-----------	-------------------	----------------------------------	------------------	---------------------	------------------	--------------------------	----------------------------	-------------------------------------

753 - SAM HOUSTON STATE UNIVERSITY - HEAVY CONSTRUCTION UNADJUSTED GOAL IS 11.2%

T	0	0 / 0%	0 / 0%	0 / 0%	0 / 0%	0 / 0%	0 / 0%	0 / 0%
N	0	0 / 0%	0 / 0%	0 / 0%	0 / 0%	0 / 0%	0 / 0%	0 / 0%
S	***	0 / 0%	0 / 0%	0 / 0%	0 / 0%	0 / 0%	0 / 0%	0 / 0%
-TC	0	0 / 0%	0 / 0%	0 / 0%	0 / 0%	0 / 0%	0 / 0%	0 / 0%
-I	0	0 / 0%	0 / 0%	0 / 0%	0 / 0%	0 / 0%	0 / 0%	0 / 0%
	0	0 / 0%	0 / 0%	0 / 0%	0 / 0%	0 / 0%	0 / 0%	0 / 0%

753 - SAM HOUSTON STATE UNIVERSITY - BUILDING CONSTRUCTION UNADJUSTED GOAL IS 21.1%

T	0	0 / 0%	0 / 0%	0 / 0%	0 / 0%	0 / 0%	0 / 0%	0 / 0%
N	\$3,599,242	\$718,764 / 19.97%	\$84,406 / 2.35%	0 / 0%	\$568,430 / 15.79%	0 / 0%	0 / 0%	\$65,927 / 1.83%
S	***	0 / 0%	0 / 0%	0 / 0%	0 / 0%	0 / 0%	0 / 0%	0 / 0%
-TC	0	0 / 0%	0 / 0%	0 / 0%	0 / 0%	0 / 0%	0 / 0%	0 / 0%
-I	0	0 / 0%	0 / 0%	0 / 0%	0 / 0%	0 / 0%	0 / 0%	0 / 0%
	\$3,599,242	\$718,764 / 19.97%	\$84,406 / 2.35%	0 / 0%	\$568,430 / 15.79%	0 / 0%	0 / 0%	\$65,927 / 1.83%

753 - SAM HOUSTON STATE UNIVERSITY - SPECIAL TRADE UNADJUSTED GOAL IS 32.9%

T	\$407,606	\$57,246 / 14.04%	0 / 0%	\$12,010 / 2.95%	\$45,236 / 11.10%	0 / 0%	0 / 0%	0 / 0%
N	\$48,208	\$48,208 / 100.00%	0 / 0%	0 / 0%	\$48,208 / 100.00%	0 / 0%	0 / 0%	0 / 0%
S	***	0 / 0%	0 / 0%	0 / 0%	0 / 0%	0 / 0%	0 / 0%	0 / 0%
-TC	0	0 / 0%	0 / 0%	0 / 0%	0 / 0%	0 / 0%	0 / 0%	0 / 0%
-I	0	0 / 0%	0 / 0%	0 / 0%	0 / 0%	0 / 0%	0 / 0%	0 / 0%
	\$455,814	\$105,454 / 114.04%	0 / 0%	\$12,010 / 2.95%	\$93,444 / 111.10%	0 / 0%	0 / 0%	0 / 0%

*** DOLLARS REPORTED BUT NOT SHOWN IN THESE COLUMNS. T=TREASURY, N=NON-TREASURY, S=SUBCONTRACTOR FUNDS & PROCUREMENT CARD HUB PURCHASES, TC=TERM CONTRACT, I= INTER GOVERNMENTAL



TEXAS HISTORICALLY UNDERUTILIZED BUSINESS (HUB) SEMI-ANNUAL REPORT RECEIVED FOR FISCAL YEAR 2025

SECTION VII - STATE AGENCY EXPENDITURE DATA

FUND TYPE	TOTAL EXPENDITURE	TOTAL SPENT WITH HUBS AMOUNT / %	BLACK AMOUNT / %	HISPANIC AMOUNT / %	WOMAN AMOUNT / %	ASIAN PACIFIC AMOUNT / %	NATIVE AMERICAN AMOUNT / %	SERVICE-DISABLED VETERAN AMOUNT / %
-----------	-------------------	----------------------------------	------------------	---------------------	------------------	--------------------------	----------------------------	-------------------------------------

753 - SAM HOUSTON STATE UNIVERSITY - PROFESSIONAL SERVICES UNADJUSTED GOAL IS 23.7%

T	0	0 / 0%	0 / 0%	0 / 0%	0 / 0%	0 / 0%	0 / 0%	0 / 0%
N	0	0 / 0%	0 / 0%	0 / 0%	0 / 0%	0 / 0%	0 / 0%	0 / 0%
S	***	0 / 0%	0 / 0%	0 / 0%	0 / 0%	0 / 0%	0 / 0%	0 / 0%
-TC	0	0 / 0%	0 / 0%	0 / 0%	0 / 0%	0 / 0%	0 / 0%	0 / 0%
-I	0	0 / 0%	0 / 0%	0 / 0%	0 / 0%	0 / 0%	0 / 0%	0 / 0%
	0	0 / 0%	0 / 0%	0 / 0%	0 / 0%	0 / 0%	0 / 0%	0 / 0%

753 - SAM HOUSTON STATE UNIVERSITY - OTHER SERVICES UNADJUSTED GOAL IS 26%

T	\$1,635,071	\$115,826 / 7.08%	0 / 0%	\$114,951 / 7.03%	\$875 / 0.05%	0 / 0%	0 / 0%	0 / 0%
N	\$9,071,276	\$1,334,964 / 14.72%	\$22,382 / 0.25%	\$128,854 / 1.42%	\$1,139,707 / 12.56%	\$43,463 / 0.48%	0 / 0%	\$558 / 0.01%
S	***	\$951 / 0.01%	0 / 0%	0 / 0%	\$951 / 0.01%	0 / 0%	0 / 0%	0 / 0%
-TC	0	0 / 0%	0 / 0%	0 / 0%	0 / 0%	0 / 0%	0 / 0%	0 / 0%
-I	0	0 / 0%	0 / 0%	0 / 0%	0 / 0%	0 / 0%	0 / 0%	0 / 0%
	\$10,706,348	\$1,451,741 / 21.81%	\$22,382 / 0.25%	\$243,805 / 8.45%	\$1,141,533 / 12.63%	\$43,463 / 0.48%	0 / 0%	\$558 / 0.01%

753 - SAM HOUSTON STATE UNIVERSITY - COMMODITY PURCHASING UNADJUSTED GOAL IS 21.1%

T	\$1,889,570	\$1,037,393 / 54.90%	\$524,601 / 27.76%	\$298,357 / 15.79%	\$204,524 / 10.82%	0 / 0%	0 / 0%	\$9,912 / 0.52%
N	\$7,867,099	\$1,451,253 / 18.45%	\$438,454 / 5.57%	\$476,105 / 6.05%	\$530,935 / 6.75%	0 / 0%	\$1,531 / 0.02%	\$4,227 / 0.05%
S	***	\$15,999 / 0.28%	\$258 / 0.00%	0 / 0%	\$15,684 / 0.27%	0 / 0%	0 / 0%	\$57 / 0.00%
-TC	0	0 / 0%	0 / 0%	0 / 0%	0 / 0%	0 / 0%	0 / 0%	0 / 0%
-I	0	0 / 0%	0 / 0%	0 / 0%	0 / 0%	0 / 0%	0 / 0%	0 / 0%
	\$9,756,669	\$2,504,645 / 73.62%	\$963,313 / 33.34%	\$774,462 / 21.84%	\$751,143 / 17.84%	0 / 0%	\$1,531 / 0.02%	\$14,195 / 0.58%

*** DOLLARS REPORTED BUT NOT SHOWN IN THESE COLUMNS. T=TREASURY, N=NON-TREASURY, S=SUBCONTRACTOR FUNDS & PROCUREMENT CARD HUB PURCHASES, TC=TERM CONTRACT, I= INTER GOVERNMENTAL



TEXAS HISTORICALLY UNDERUTILIZED BUSINESS (HUB) SEMI-ANNUAL REPORT RECEIVED FOR FISCAL YEAR 2025

SECTION VII - STATE AGENCY EXPENDITURE DATA

FUND TYPE	TOTAL EXPENDITURE	TOTAL SPENT WITH HUBS AMOUNT / %	BLACK AMOUNT / %	HISPANIC AMOUNT / %	WOMAN AMOUNT / %	ASIAN PACIFIC AMOUNT / %	NATIVE AMERICAN AMOUNT / %	SERVICE-DISABLED VETERAN AMOUNT / %
753 - SAM HOUSTON STATE UNIVERSITY - Statewide Grand Total Expenditures								
T	\$3,932,248	\$1,210,465 / 30.78%	\$524,601 / 13.34%	\$425,318 / 10.82%	\$250,635 / 6.37%	0 / 0%	0 / 0%	\$9,912 / 0.25%
N	\$20,585,825	\$3,553,189 / 17.26%	\$545,243 / 2.65%	\$604,959 / 2.94%	\$2,287,280 / 11.11%	\$43,463 / 0.21%	\$1,531 / 0.01%	\$70,713 / 0.34%
S	***	\$16,950 / 0.13%	\$258 / 0.00%	0 / 0%	\$16,636 / 0.13%	0 / 0%	0 / 0%	\$57 / 0.00%
-TC	0	0 / 0%	0 / 0%	0 / 0%	0 / 0%	0 / 0%	0 / 0%	0 / 0%
-I	0	0 / 0%	0 / 0%	0 / 0%	0 / 0%	0 / 0%	0 / 0%	0 / 0%
	\$24,518,073	\$4,780,604 / 48.18%	\$1,070,102 / 15.99%	\$1,030,277 / 13.75%	\$2,554,550 / 17.62%	\$43,463 / 0.21%	\$1,531 / 0.01%	\$80,681 / 0.60%

*** DOLLARS REPORTED BUT NOT SHOWN IN THESE COLUMNS. T=TREASURY, N=NON-TREASURY, S=SUBCONTRACTOR FUNDS & PROCUREMENT CARD HUB PURCHASES, TC=TERM CONTRACT, I= INTER GOVERNMENTAL



TEXAS HISTORICALLY UNDERUTILIZED BUSINESS (HUB) SEMI-ANNUAL REPORT RECEIVED FOR FISCAL YEAR 2025

SECTION VII - STATE AGENCY EXPENDITURE DATA

FUND TYPE	TOTAL EXPENDITURE	TOTAL SPENT WITH HUBS AMOUNT / %	BLACK AMOUNT / %	HISPANIC AMOUNT / %	WOMAN AMOUNT / %	ASIAN PACIFIC AMOUNT / %	NATIVE AMERICAN AMOUNT / %	SERVICE-DISABLED VETERAN AMOUNT / %
-----------	-------------------	----------------------------------	------------------	---------------------	------------------	--------------------------	----------------------------	-------------------------------------

754 - TEXAS STATE UNIVERSITY - HEAVY CONSTRUCTION UNADJUSTED GOAL IS 11.2%

T	0	0 / 0%	0 / 0%	0 / 0%	0 / 0%	0 / 0%	0 / 0%	0 / 0%
N	0	0 / 0%	0 / 0%	0 / 0%	0 / 0%	0 / 0%	0 / 0%	0 / 0%
S	***	0 / 0%	0 / 0%	0 / 0%	0 / 0%	0 / 0%	0 / 0%	0 / 0%
-TC	0	0 / 0%	0 / 0%	0 / 0%	0 / 0%	0 / 0%	0 / 0%	0 / 0%
-I	0	0 / 0%	0 / 0%	0 / 0%	0 / 0%	0 / 0%	0 / 0%	0 / 0%
	0	0 / 0%	0 / 0%	0 / 0%	0 / 0%	0 / 0%	0 / 0%	0 / 0%

754 - TEXAS STATE UNIVERSITY - BUILDING CONSTRUCTION UNADJUSTED GOAL IS 21.1%

T	\$9,446,466	\$4,498,298 / 47.62%	\$170,838 / 1.81%	\$4,327,460 / 45.81%	0 / 0%	0 / 0%	0 / 0%	0 / 0%
N	\$79,106,853	\$4,209,445 / 5.32%	\$1,099 / 0.00%	\$3,996,365 / 5.05%	\$204,866 / 0.26%	\$690 / 0.00%	0 / 0%	\$6,425 / 0.01%
S	***	\$942,558 / 1.09%	\$20,125 / 0.02%	\$776,274 / 0.90%	\$107,133 / 0.12%	\$5,609 / 0.01%	\$33,417 / 0.04%	0 / 0%
-TC	0	0 / 0%	0 / 0%	0 / 0%	0 / 0%	0 / 0%	0 / 0%	0 / 0%
-I	0	0 / 0%	0 / 0%	0 / 0%	0 / 0%	0 / 0%	0 / 0%	0 / 0%
	\$88,553,319	\$9,650,301 / 54.03%	\$192,062 / 1.83%	\$9,100,099 / 51.76%	\$311,999 / 0.38%	\$6,299 / 0.01%	\$33,417 / 0.04%	\$6,425 / 0.01%

754 - TEXAS STATE UNIVERSITY - SPECIAL TRADE UNADJUSTED GOAL IS 32.9%

T	\$159,528	\$40,600 / 25.45%	0 / 0%	\$15,500 / 9.72%	0 / 0%	\$25,100 / 15.73%	0 / 0%	0 / 0%
N	\$3,265,961	\$867,640 / 26.57%	\$15,700 / 0.48%	\$391,885 / 12.00%	\$460,055 / 14.09%	0 / 0%	0 / 0%	0 / 0%
S	***	0 / 0%	0 / 0%	0 / 0%	0 / 0%	0 / 0%	0 / 0%	0 / 0%
-TC	0	0 / 0%	0 / 0%	0 / 0%	0 / 0%	0 / 0%	0 / 0%	0 / 0%
-I	0	0 / 0%	0 / 0%	0 / 0%	0 / 0%	0 / 0%	0 / 0%	0 / 0%
	\$3,425,489	\$908,240 / 52.02%	\$15,700 / 0.48%	\$407,385 / 21.72%	\$460,055 / 14.09%	\$25,100 / 15.73%	0 / 0%	0 / 0%

*** DOLLARS REPORTED BUT NOT SHOWN IN THESE COLUMNS. T=TREASURY, N=NON-TREASURY, S=SUBCONTRACTOR FUNDS & PROCUREMENT CARD HUB PURCHASES, TC=TERM CONTRACT, I= INTER GOVERNMENTAL



TEXAS HISTORICALLY UNDERUTILIZED BUSINESS (HUB) SEMI-ANNUAL REPORT RECEIVED FOR FISCAL YEAR 2025

SECTION VII - STATE AGENCY EXPENDITURE DATA

FUND TYPE	TOTAL EXPENDITURE	TOTAL SPENT WITH HUBS AMOUNT / %	BLACK AMOUNT / %	HISPANIC AMOUNT / %	WOMAN AMOUNT / %	ASIAN PACIFIC AMOUNT / %	NATIVE AMERICAN AMOUNT / %	SERVICE-DISABLED VETERAN AMOUNT / %
-----------	-------------------	----------------------------------	------------------	---------------------	------------------	--------------------------	----------------------------	-------------------------------------

754 - TEXAS STATE UNIVERSITY - PROFESSIONAL SERVICES UNADJUSTED GOAL IS 23.7%

T	\$13,772	0 / 0%	0 / 0%	0 / 0%	0 / 0%	0 / 0%	0 / 0%	0 / 0%
N	\$2,728,921	\$1,339,124 / 49.07%	0 / 0%	\$1,339,124 / 49.07%	0 / 0%	0 / 0%	0 / 0%	0 / 0%
S	***	0 / 0%	0 / 0%	0 / 0%	0 / 0%	0 / 0%	0 / 0%	0 / 0%
-TC	0	0 / 0%	0 / 0%	0 / 0%	0 / 0%	0 / 0%	0 / 0%	0 / 0%
-I	0	0 / 0%	0 / 0%	0 / 0%	0 / 0%	0 / 0%	0 / 0%	0 / 0%
	\$2,742,692	\$1,339,124 / 49.07%	0 / 0%	\$1,339,124 / 49.07%	0 / 0%	0 / 0%	0 / 0%	0 / 0%

754 - TEXAS STATE UNIVERSITY - OTHER SERVICES UNADJUSTED GOAL IS 26%

T	\$1,834,903	\$617 / 0.03%	0 / 0%	\$617 / 0.03%	0 / 0%	0 / 0%	0 / 0%	0 / 0%
N	\$20,240,956	\$1,042,053 / 5.15%	\$123,036 / 0.61%	\$251,206 / 1.24%	\$637,935 / 3.15%	\$29,876 / 0.15%	0 / 0%	0 / 0%
S	***	\$1,860 / 0.01%	0 / 0%	\$21 / 0.00%	\$1,839 / 0.01%	0 / 0%	0 / 0%	0 / 0%
-TC	0	0 / 0%	0 / 0%	0 / 0%	0 / 0%	0 / 0%	0 / 0%	0 / 0%
-I	0	0 / 0%	0 / 0%	0 / 0%	0 / 0%	0 / 0%	0 / 0%	0 / 0%
	\$22,075,859	\$1,044,529 / 5.20%	\$123,036 / 0.61%	\$251,843 / 1.27%	\$639,774 / 3.17%	\$29,876 / 0.15%	0 / 0%	0 / 0%

754 - TEXAS STATE UNIVERSITY - COMMODITY PURCHASING UNADJUSTED GOAL IS 21.1%

T	\$1,710,093	\$325,333 / 19.02%	\$95,436 / 5.58%	\$13,559 / 0.79%	\$216,338 / 12.65%	0 / 0%	0 / 0%	0 / 0%
N	\$42,532,910	\$3,566,242 / 8.38%	\$2,487,181 / 5.85%	\$789,511 / 1.86%	\$270,555 / 0.64%	\$179 / 0.00%	\$16,353 / 0.04%	\$2,462 / 0.01%
S	***	\$772 / 0.05%	0 / 0%	0 / 0%	\$772 / 0.05%	0 / 0%	0 / 0%	0 / 0%
-TC	0	0 / 0%	0 / 0%	0 / 0%	0 / 0%	0 / 0%	0 / 0%	0 / 0%
-I	0	0 / 0%	0 / 0%	0 / 0%	0 / 0%	0 / 0%	0 / 0%	0 / 0%
	\$44,243,004	\$3,892,347 / 27.46%	\$2,582,617 / 11.43%	\$803,070 / 2.65%	\$487,665 / 13.34%	\$179 / 0.00%	\$16,353 / 0.04%	\$2,462 / 0.01%

*** DOLLARS REPORTED BUT NOT SHOWN IN THESE COLUMNS. T=TREASURY, N=NON-TREASURY, S=SUBCONTRACTOR FUNDS & PROCUREMENT CARD HUB PURCHASES, TC=TERM CONTRACT, I= INTER GOVERNMENTAL



TEXAS HISTORICALLY UNDERUTILIZED BUSINESS (HUB) SEMI-ANNUAL REPORT RECEIVED FOR FISCAL YEAR 2025

SECTION VII - STATE AGENCY EXPENDITURE DATA

FUND TYPE	TOTAL EXPENDITURE	TOTAL SPENT WITH HUBS AMOUNT / %	BLACK AMOUNT / %	HISPANIC AMOUNT / %	WOMAN AMOUNT / %	ASIAN PACIFIC AMOUNT / %	NATIVE AMERICAN AMOUNT / %	SERVICE-DISABLED VETERAN AMOUNT / %
754 - TEXAS STATE UNIVERSITY - Statewide Grand Total Expenditures								
T	\$13,164,762	\$4,864,848 / 36.95%	\$266,274 / 2.02%	\$4,357,135 / 33.10%	\$216,338 / 1.64%	\$25,100 / 0.19%	0 / 0%	0 / 0%
N	\$147,875,601	\$11,024,504 / 7.46%	\$2,627,016 / 1.78%	\$6,768,092 / 4.58%	\$1,573,411 / 1.06%	\$30,745 / 0.02%	\$16,353 / 0.01%	\$8,887 / 0.01%
S	***	\$945,190 / 0.93%	\$20,125 / 0.02%	\$776,295 / 0.76%	\$109,744 / 0.11%	\$5,609 / 0.01%	\$33,417 / 0.03%	0 / 0%
-TC	0	0 / 0%	0 / 0%	0 / 0%	0 / 0%	0 / 0%	0 / 0%	0 / 0%
-I	0	0 / 0%	0 / 0%	0 / 0%	0 / 0%	0 / 0%	0 / 0%	0 / 0%
	\$161,040,363	\$16,834,541 / 45.34%	\$2,913,415 / 3.82%	\$11,901,522 / 38.44%	\$1,899,493 / 2.82%	\$61,454 / 0.22%	\$49,770 / 0.04%	\$8,887 / 0.01%

*** DOLLARS REPORTED BUT NOT SHOWN IN THESE COLUMNS. T=TREASURY, N=NON-TREASURY, S=SUBCONTRACTOR FUNDS & PROCUREMENT CARD HUB PURCHASES, TC=TERM CONTRACT, I= INTER GOVERNMENTAL



TEXAS HISTORICALLY UNDERUTILIZED BUSINESS (HUB) SEMI-ANNUAL REPORT RECEIVED FOR FISCAL YEAR 2025

SECTION VII - STATE AGENCY EXPENDITURE DATA

FUND TYPE	TOTAL EXPENDITURE	TOTAL SPENT WITH HUBS AMOUNT / %	BLACK AMOUNT / %	HISPANIC AMOUNT / %	WOMAN AMOUNT / %	ASIAN PACIFIC AMOUNT / %	NATIVE AMERICAN AMOUNT / %	SERVICE-DISABLED VETERAN AMOUNT / %
-----------	-------------------	----------------------------------	------------------	---------------------	------------------	--------------------------	----------------------------	-------------------------------------

755 - STEPHEN F AUSTIN STATE UNIVERSITY - HEAVY CONSTRUCTION UNADJUSTED GOAL IS 11.2%

T	0	0 / 0%	0 / 0%	0 / 0%	0 / 0%	0 / 0%	0 / 0%	0 / 0%
N	\$186,550	0 / 0%	0 / 0%	0 / 0%	0 / 0%	0 / 0%	0 / 0%	0 / 0%
S	***	0 / 0%	0 / 0%	0 / 0%	0 / 0%	0 / 0%	0 / 0%	0 / 0%
-TC	0	0 / 0%	0 / 0%	0 / 0%	0 / 0%	0 / 0%	0 / 0%	0 / 0%
-I	0	0 / 0%	0 / 0%	0 / 0%	0 / 0%	0 / 0%	0 / 0%	0 / 0%
	\$186,550	0 / 0%	0 / 0%	0 / 0%	0 / 0%	0 / 0%	0 / 0%	0 / 0%

755 - STEPHEN F AUSTIN STATE UNIVERSITY - BUILDING CONSTRUCTION UNADJUSTED GOAL IS 21.1%

T	0	0 / 0%	0 / 0%	0 / 0%	0 / 0%	0 / 0%	0 / 0%	0 / 0%
N	\$7,405,089	\$266,885 / 3.60%	0 / 0%	\$147,463 / 1.99%	\$119,422 / 1.61%	0 / 0%	0 / 0%	0 / 0%
S	***	\$306,607 / 4.32%	0 / 0%	\$149,746 / 2.11%	\$156,862 / 2.21%	0 / 0%	0 / 0%	0 / 0%
-TC	0	0 / 0%	0 / 0%	0 / 0%	0 / 0%	0 / 0%	0 / 0%	0 / 0%
-I	0	0 / 0%	0 / 0%	0 / 0%	0 / 0%	0 / 0%	0 / 0%	0 / 0%
	\$7,405,089	\$573,492 / 7.92%	0 / 0%	\$297,208 / 4.10%	\$276,284 / 3.82%	0 / 0%	0 / 0%	0 / 0%

755 - STEPHEN F AUSTIN STATE UNIVERSITY - SPECIAL TRADE UNADJUSTED GOAL IS 32.9%

T	0	0 / 0%	0 / 0%	0 / 0%	0 / 0%	0 / 0%	0 / 0%	0 / 0%
N	\$4,045,105	\$245,177 / 6.06%	0 / 0%	\$195,805 / 4.84%	\$49,371 / 1.22%	0 / 0%	0 / 0%	0 / 0%
S	***	0 / 0%	0 / 0%	0 / 0%	0 / 0%	0 / 0%	0 / 0%	0 / 0%
-TC	0	0 / 0%	0 / 0%	0 / 0%	0 / 0%	0 / 0%	0 / 0%	0 / 0%
-I	0	0 / 0%	0 / 0%	0 / 0%	0 / 0%	0 / 0%	0 / 0%	0 / 0%
	\$4,045,105	\$245,177 / 6.06%	0 / 0%	\$195,805 / 4.84%	\$49,371 / 1.22%	0 / 0%	0 / 0%	0 / 0%

*** DOLLARS REPORTED BUT NOT SHOWN IN THESE COLUMNS. T=TREASURY, N=NON-TREASURY, S=SUBCONTRACTOR FUNDS & PROCUREMENT CARD HUB PURCHASES, TC=TERM CONTRACT, I= INTER GOVERNMENTAL



TEXAS HISTORICALLY UNDERUTILIZED BUSINESS (HUB) SEMI-ANNUAL REPORT RECEIVED FOR FISCAL YEAR 2025

SECTION VII - STATE AGENCY EXPENDITURE DATA

FUND TYPE	TOTAL EXPENDITURE	TOTAL SPENT WITH HUBS AMOUNT / %	BLACK AMOUNT / %	HISPANIC AMOUNT / %	WOMAN AMOUNT / %	ASIAN PACIFIC AMOUNT / %	NATIVE AMERICAN AMOUNT / %	SERVICE-DISABLED VETERAN AMOUNT / %
-----------	-------------------	----------------------------------	------------------	---------------------	------------------	--------------------------	----------------------------	-------------------------------------

755 - STEPHEN F AUSTIN STATE UNIVERSITY - PROFESSIONAL SERVICES UNADJUSTED GOAL IS 23.7%

T	0	0 / 0%	0 / 0%	0 / 0%	0 / 0%	0 / 0%	0 / 0%	0 / 0%
N	\$922,092	\$26,991 / 2.93%	0 / 0%	\$8,511 / 0.92%	\$18,480 / 2.00%	0 / 0%	0 / 0%	0 / 0%
S	***	0 / 0%	0 / 0%	0 / 0%	0 / 0%	0 / 0%	0 / 0%	0 / 0%
-TC	0	0 / 0%	0 / 0%	0 / 0%	0 / 0%	0 / 0%	0 / 0%	0 / 0%
-I	0	0 / 0%	0 / 0%	0 / 0%	0 / 0%	0 / 0%	0 / 0%	0 / 0%
	\$922,092	\$26,991 / 2.93%	0 / 0%	\$8,511 / 0.92%	\$18,480 / 2.00%	0 / 0%	0 / 0%	0 / 0%

755 - STEPHEN F AUSTIN STATE UNIVERSITY - OTHER SERVICES UNADJUSTED GOAL IS 26%

T	0	0 / 0%	0 / 0%	0 / 0%	0 / 0%	0 / 0%	0 / 0%	0 / 0%
N	\$6,300,172	\$287,717 / 4.57%	\$250 / 0.00%	\$57,964 / 0.92%	\$223,896 / 3.55%	\$5,606 / 0.09%	0 / 0%	0 / 0%
S	***	0 / 0%	0 / 0%	0 / 0%	0 / 0%	0 / 0%	0 / 0%	0 / 0%
-TC	0	0 / 0%	0 / 0%	0 / 0%	0 / 0%	0 / 0%	0 / 0%	0 / 0%
-I	0	0 / 0%	0 / 0%	0 / 0%	0 / 0%	0 / 0%	0 / 0%	0 / 0%
	\$6,300,172	\$287,717 / 4.57%	\$250 / 0.00%	\$57,964 / 0.92%	\$223,896 / 3.55%	\$5,606 / 0.09%	0 / 0%	0 / 0%

755 - STEPHEN F AUSTIN STATE UNIVERSITY - COMMODITY PURCHASING UNADJUSTED GOAL IS 21.1%

T	0	0 / 0%	0 / 0%	0 / 0%	0 / 0%	0 / 0%	0 / 0%	0 / 0%
N	\$19,204,673	\$1,484,957 / 7.73%	\$467,011 / 2.43%	\$210,831 / 1.10%	\$673,747 / 3.51%	\$133,368 / 0.69%	0 / 0%	0 / 0%
S	***	\$220,671 / 2.33%	0 / 0%	\$220,671 / 2.33%	0 / 0%	0 / 0%	0 / 0%	0 / 0%
-TC	0	0 / 0%	0 / 0%	0 / 0%	0 / 0%	0 / 0%	0 / 0%	0 / 0%
-I	0	0 / 0%	0 / 0%	0 / 0%	0 / 0%	0 / 0%	0 / 0%	0 / 0%
	\$19,204,673	\$1,705,628 / 10.07%	\$467,011 / 2.43%	\$431,501 / 3.43%	\$673,747 / 3.51%	\$133,368 / 0.69%	0 / 0%	0 / 0%

*** DOLLARS REPORTED BUT NOT SHOWN IN THESE COLUMNS. T=TREASURY, N=NON-TREASURY, S=SUBCONTRACTOR FUNDS & PROCUREMENT CARD HUB PURCHASES, TC=TERM CONTRACT, I= INTER GOVERNMENTAL



TEXAS HISTORICALLY UNDERUTILIZED BUSINESS (HUB) SEMI-ANNUAL REPORT RECEIVED FOR FISCAL YEAR 2025

SECTION VII - STATE AGENCY EXPENDITURE DATA

FUND TYPE	TOTAL EXPENDITURE	TOTAL SPENT WITH HUBS AMOUNT / %	BLACK AMOUNT / %	HISPANIC AMOUNT / %	WOMAN AMOUNT / %	ASIAN PACIFIC AMOUNT / %	NATIVE AMERICAN AMOUNT / %	SERVICE-DISABLED VETERAN AMOUNT / %
755 - STEPHEN F AUSTIN STATE UNIVERSITY - Statewide Grand Total Expenditures								
T	0	0 / 0%	0 / 0%	0 / 0%	0 / 0%	0 / 0%	0 / 0%	0 / 0%
N	\$38,063,681	\$2,311,726 / 6.07%	\$467,261 / 1.23%	\$620,574 / 1.63%	\$1,084,917 / 2.85%	\$138,974 / 0.37%	0 / 0%	0 / 0%
S	***	\$527,278 / 3.19%	0 / 0%	\$370,416 / 2.24%	\$156,862 / 0.95%	0 / 0%	0 / 0%	0 / 0%
-TC	0	0 / 0%	0 / 0%	0 / 0%	0 / 0%	0 / 0%	0 / 0%	0 / 0%
-I	0	0 / 0%	0 / 0%	0 / 0%	0 / 0%	0 / 0%	0 / 0%	0 / 0%
	\$38,063,681	\$2,839,004 / 9.26%	\$467,261 / 1.23%	\$990,990 / 3.87%	\$1,241,779 / 3.80%	\$138,974 / 0.37%	0 / 0%	0 / 0%

*** DOLLARS REPORTED BUT NOT SHOWN IN THESE COLUMNS. T=TREASURY, N=NON-TREASURY, S=SUBCONTRACTOR FUNDS & PROCUREMENT CARD HUB PURCHASES, TC=TERM CONTRACT, I= INTER GOVERNMENTAL



TEXAS HISTORICALLY UNDERUTILIZED BUSINESS (HUB) SEMI-ANNUAL REPORT RECEIVED FOR FISCAL YEAR 2025

SECTION VII - STATE AGENCY EXPENDITURE DATA

FUND TYPE	TOTAL EXPENDITURE	TOTAL SPENT WITH HUBS AMOUNT / %	BLACK AMOUNT / %	HISPANIC AMOUNT / %	WOMAN AMOUNT / %	ASIAN PACIFIC AMOUNT / %	NATIVE AMERICAN AMOUNT / %	SERVICE-DISABLED VETERAN AMOUNT / %
-----------	-------------------	----------------------------------	------------------	---------------------	------------------	--------------------------	----------------------------	-------------------------------------

756 - SUL ROSS STATE UNIVERSITY - HEAVY CONSTRUCTION UNADJUSTED GOAL IS 11.2%

T	0	0 / 0%	0 / 0%	0 / 0%	0 / 0%	0 / 0%	0 / 0%	0 / 0%
N	0	0 / 0%	0 / 0%	0 / 0%	0 / 0%	0 / 0%	0 / 0%	0 / 0%
S	***	0 / 0%	0 / 0%	0 / 0%	0 / 0%	0 / 0%	0 / 0%	0 / 0%
-TC	0	0 / 0%	0 / 0%	0 / 0%	0 / 0%	0 / 0%	0 / 0%	0 / 0%
-I	0	0 / 0%	0 / 0%	0 / 0%	0 / 0%	0 / 0%	0 / 0%	0 / 0%
	0	0 / 0%	0 / 0%	0 / 0%	0 / 0%	0 / 0%	0 / 0%	0 / 0%

756 - SUL ROSS STATE UNIVERSITY - BUILDING CONSTRUCTION UNADJUSTED GOAL IS 21.1%

T	0	0 / 0%	0 / 0%	0 / 0%	0 / 0%	0 / 0%	0 / 0%	0 / 0%
N	0	0 / 0%	0 / 0%	0 / 0%	0 / 0%	0 / 0%	0 / 0%	0 / 0%
S	***	0 / 0%	0 / 0%	0 / 0%	0 / 0%	0 / 0%	0 / 0%	0 / 0%
-TC	0	0 / 0%	0 / 0%	0 / 0%	0 / 0%	0 / 0%	0 / 0%	0 / 0%
-I	0	0 / 0%	0 / 0%	0 / 0%	0 / 0%	0 / 0%	0 / 0%	0 / 0%
	0	0 / 0%	0 / 0%	0 / 0%	0 / 0%	0 / 0%	0 / 0%	0 / 0%

756 - SUL ROSS STATE UNIVERSITY - SPECIAL TRADE UNADJUSTED GOAL IS 32.9%

T	0	0 / 0%	0 / 0%	0 / 0%	0 / 0%	0 / 0%	0 / 0%	0 / 0%
N	0	0 / 0%	0 / 0%	0 / 0%	0 / 0%	0 / 0%	0 / 0%	0 / 0%
S	***	0 / 0%	0 / 0%	0 / 0%	0 / 0%	0 / 0%	0 / 0%	0 / 0%
-TC	0	0 / 0%	0 / 0%	0 / 0%	0 / 0%	0 / 0%	0 / 0%	0 / 0%
-I	0	0 / 0%	0 / 0%	0 / 0%	0 / 0%	0 / 0%	0 / 0%	0 / 0%
	0	0 / 0%	0 / 0%	0 / 0%	0 / 0%	0 / 0%	0 / 0%	0 / 0%

*** DOLLARS REPORTED BUT NOT SHOWN IN THESE COLUMNS. T=TREASURY, N=NON-TREASURY, S=SUBCONTRACTOR FUNDS & PROCUREMENT CARD HUB PURCHASES, TC=TERM CONTRACT, I= INTER GOVERNMENTAL



TEXAS HISTORICALLY UNDERUTILIZED BUSINESS (HUB) SEMI-ANNUAL REPORT RECEIVED FOR FISCAL YEAR 2025

SECTION VII - STATE AGENCY EXPENDITURE DATA

FUND TYPE	TOTAL EXPENDITURE	TOTAL SPENT WITH HUBS AMOUNT / %	BLACK AMOUNT / %	HISPANIC AMOUNT / %	WOMAN AMOUNT / %	ASIAN PACIFIC AMOUNT / %	NATIVE AMERICAN AMOUNT / %	SERVICE- DISABLED VETERAN AMOUNT / %
-----------	-------------------	-------------------------------------	---------------------	------------------------	---------------------	--------------------------------	----------------------------------	---

756 - SUL ROSS STATE UNIVERSITY - PROFESSIONAL SERVICES UNADJUSTED GOAL IS 23.7%

T	0	0 / 0%	0 / 0%	0 / 0%	0 / 0%	0 / 0%	0 / 0%	0 / 0%
N	0	0 / 0%	0 / 0%	0 / 0%	0 / 0%	0 / 0%	0 / 0%	0 / 0%
S	***	0 / 0%	0 / 0%	0 / 0%	0 / 0%	0 / 0%	0 / 0%	0 / 0%
-TC	0	0 / 0%	0 / 0%	0 / 0%	0 / 0%	0 / 0%	0 / 0%	0 / 0%
-I	0	0 / 0%	0 / 0%	0 / 0%	0 / 0%	0 / 0%	0 / 0%	0 / 0%
	0	0 / 0%	0 / 0%	0 / 0%	0 / 0%	0 / 0%	0 / 0%	0 / 0%

756 - SUL ROSS STATE UNIVERSITY - OTHER SERVICES UNADJUSTED GOAL IS 26%

T	0	0 / 0%	0 / 0%	0 / 0%	0 / 0%	0 / 0%	0 / 0%	0 / 0%
N	\$606,103	0 / 0%	0 / 0%	0 / 0%	0 / 0%	0 / 0%	0 / 0%	0 / 0%
S	***	0 / 0%	0 / 0%	0 / 0%	0 / 0%	0 / 0%	0 / 0%	0 / 0%
-TC	0	0 / 0%	0 / 0%	0 / 0%	0 / 0%	0 / 0%	0 / 0%	0 / 0%
-I	0	0 / 0%	0 / 0%	0 / 0%	0 / 0%	0 / 0%	0 / 0%	0 / 0%
	\$606,103	0 / 0%	0 / 0%	0 / 0%	0 / 0%	0 / 0%	0 / 0%	0 / 0%

756 - SUL ROSS STATE UNIVERSITY - COMMODITY PURCHASING UNADJUSTED GOAL IS 21.1%

T	0	0 / 0%	0 / 0%	0 / 0%	0 / 0%	0 / 0%	0 / 0%	0 / 0%
N	\$1,502,303	\$56,394 / 3.75%	\$10,077 / 0.67%	\$378 / 0.03%	\$11,812 / 0.79%	\$34,127 / 2.27%	0 / 0%	0 / 0%
S	***	0 / 0%	0 / 0%	0 / 0%	0 / 0%	0 / 0%	0 / 0%	0 / 0%
-TC	0	0 / 0%	0 / 0%	0 / 0%	0 / 0%	0 / 0%	0 / 0%	0 / 0%
-I	0	0 / 0%	0 / 0%	0 / 0%	0 / 0%	0 / 0%	0 / 0%	0 / 0%
	\$1,502,303	\$56,394 / 3.75%	\$10,077 / 0.67%	\$378 / 0.03%	\$11,812 / 0.79%	\$34,127 / 2.27%	0 / 0%	0 / 0%

*** DOLLARS REPORTED BUT NOT SHOWN IN THESE COLUMNS. T=TREASURY, N=NON-TREASURY, S=SUBCONTRACTOR FUNDS & PROCUREMENT CARD HUB PURCHASES, TC=TERM CONTRACT, I= INTER GOVERNMENT



TEXAS HISTORICALLY UNDERUTILIZED BUSINESS (HUB) SEMI-ANNUAL REPORT RECEIVED FOR FISCAL YEAR 2025

SECTION VII - STATE AGENCY EXPENDITURE DATA

FUND TYPE	TOTAL EXPENDITURE	TOTAL SPENT WITH HUBS AMOUNT / %	BLACK AMOUNT / %	HISPANIC AMOUNT / %	WOMAN AMOUNT / %	ASIAN PACIFIC AMOUNT / %	NATIVE AMERICAN AMOUNT / %	SERVICE-DISABLED VETERAN AMOUNT / %
756 - SUL ROSS STATE UNIVERSITY - Statewide Grand Total Expenditures								
T	0	0 / 0%	0 / 0%	0 / 0%	0 / 0%	0 / 0%	0 / 0%	0 / 0%
N	\$2,108,405	\$56,394 / 2.67%	\$10,077 / 0.48%	\$378 / 0.02%	\$11,812 / 0.56%	\$34,127 / 1.62%	0 / 0%	0 / 0%
S	***	0 / 0%	0 / 0%	0 / 0%	0 / 0%	0 / 0%	0 / 0%	0 / 0%
-TC	0	0 / 0%	0 / 0%	0 / 0%	0 / 0%	0 / 0%	0 / 0%	0 / 0%
-I	0	0 / 0%	0 / 0%	0 / 0%	0 / 0%	0 / 0%	0 / 0%	0 / 0%
	\$2,108,405	\$56,394 / 2.67%	\$10,077 / 0.48%	\$378 / 0.02%	\$11,812 / 0.56%	\$34,127 / 1.62%	0 / 0%	0 / 0%

*** DOLLARS REPORTED BUT NOT SHOWN IN THESE COLUMNS. T=TREASURY, N=NON-TREASURY, S=SUBCONTRACTOR FUNDS & PROCUREMENT CARD HUB PURCHASES, TC=TERM CONTRACT, I= INTER GOVERNMENTAL



TEXAS HISTORICALLY UNDERUTILIZED BUSINESS (HUB) SEMI-ANNUAL REPORT RECEIVED FOR FISCAL YEAR 2025

SECTION VII - STATE AGENCY EXPENDITURE DATA

FUND TYPE	TOTAL EXPENDITURE	TOTAL SPENT WITH HUBS AMOUNT / %	BLACK AMOUNT / %	HISPANIC AMOUNT / %	WOMAN AMOUNT / %	ASIAN PACIFIC AMOUNT / %	NATIVE AMERICAN AMOUNT / %	SERVICE-DISABLED VETERAN AMOUNT / %
-----------	-------------------	----------------------------------	------------------	---------------------	------------------	--------------------------	----------------------------	-------------------------------------

757 - WEST TEXAS A & M UNIVERSITY - HEAVY CONSTRUCTION UNADJUSTED GOAL IS 11.2%

T	\$14,900	0 / 0%	0 / 0%	0 / 0%	0 / 0%	0 / 0%	0 / 0%	0 / 0%
N	\$17,679	0 / 0%	0 / 0%	0 / 0%	0 / 0%	0 / 0%	0 / 0%	0 / 0%
S	***	0 / 0%	0 / 0%	0 / 0%	0 / 0%	0 / 0%	0 / 0%	0 / 0%
-TC	0	0 / 0%	0 / 0%	0 / 0%	0 / 0%	0 / 0%	0 / 0%	0 / 0%
-I	0	0 / 0%	0 / 0%	0 / 0%	0 / 0%	0 / 0%	0 / 0%	0 / 0%
	\$32,579	0 / 0%	0 / 0%	0 / 0%	0 / 0%	0 / 0%	0 / 0%	0 / 0%

757 - WEST TEXAS A & M UNIVERSITY - BUILDING CONSTRUCTION UNADJUSTED GOAL IS 21.1%

T	0	0 / 0%	0 / 0%	0 / 0%	0 / 0%	0 / 0%	0 / 0%	0 / 0%
N	0	0 / 0%	0 / 0%	0 / 0%	0 / 0%	0 / 0%	0 / 0%	0 / 0%
S	***	0 / 0%	0 / 0%	0 / 0%	0 / 0%	0 / 0%	0 / 0%	0 / 0%
-TC	0	0 / 0%	0 / 0%	0 / 0%	0 / 0%	0 / 0%	0 / 0%	0 / 0%
-I	0	0 / 0%	0 / 0%	0 / 0%	0 / 0%	0 / 0%	0 / 0%	0 / 0%
	0	0 / 0%	0 / 0%	0 / 0%	0 / 0%	0 / 0%	0 / 0%	0 / 0%

757 - WEST TEXAS A & M UNIVERSITY - SPECIAL TRADE UNADJUSTED GOAL IS 32.9%

T	\$12,640	0 / 0%	0 / 0%	0 / 0%	0 / 0%	0 / 0%	0 / 0%	0 / 0%
N	\$146,180	0 / 0%	0 / 0%	0 / 0%	0 / 0%	0 / 0%	0 / 0%	0 / 0%
S	***	0 / 0%	0 / 0%	0 / 0%	0 / 0%	0 / 0%	0 / 0%	0 / 0%
-TC	0	0 / 0%	0 / 0%	0 / 0%	0 / 0%	0 / 0%	0 / 0%	0 / 0%
-I	0	0 / 0%	0 / 0%	0 / 0%	0 / 0%	0 / 0%	0 / 0%	0 / 0%
	\$158,820	0 / 0%	0 / 0%	0 / 0%	0 / 0%	0 / 0%	0 / 0%	0 / 0%

*** DOLLARS REPORTED BUT NOT SHOWN IN THESE COLUMNS. T=TREASURY, N=NON-TREASURY, S=SUBCONTRACTOR FUNDS & PROCUREMENT CARD HUB PURCHASES, TC=TERM CONTRACT, I= INTER GOVERNMENTAL



TEXAS HISTORICALLY UNDERUTILIZED BUSINESS (HUB) SEMI-ANNUAL REPORT RECEIVED FOR FISCAL YEAR 2025

SECTION VII - STATE AGENCY EXPENDITURE DATA

FUND TYPE	TOTAL EXPENDITURE	TOTAL SPENT WITH HUBS AMOUNT / %	BLACK AMOUNT / %	HISPANIC AMOUNT / %	WOMAN AMOUNT / %	ASIAN PACIFIC AMOUNT / %	NATIVE AMERICAN AMOUNT / %	SERVICE-DISABLED VETERAN AMOUNT / %
757 - WEST TEXAS A & M UNIVERSITY - PROFESSIONAL SERVICES UNADJUSTED GOAL IS 23.7%								
T	0	0 / 0%	0 / 0%	0 / 0%	0 / 0%	0 / 0%	0 / 0%	0 / 0%
N	0	0 / 0%	0 / 0%	0 / 0%	0 / 0%	0 / 0%	0 / 0%	0 / 0%
S	***	0 / 0%	0 / 0%	0 / 0%	0 / 0%	0 / 0%	0 / 0%	0 / 0%
-TC	0	0 / 0%	0 / 0%	0 / 0%	0 / 0%	0 / 0%	0 / 0%	0 / 0%
-I	0	0 / 0%	0 / 0%	0 / 0%	0 / 0%	0 / 0%	0 / 0%	0 / 0%
	0	0 / 0%	0 / 0%	0 / 0%	0 / 0%	0 / 0%	0 / 0%	0 / 0%

757 - WEST TEXAS A & M UNIVERSITY - OTHER SERVICES UNADJUSTED GOAL IS 26%

T	\$1,954,038	0 / 0%	0 / 0%	0 / 0%	0 / 0%	0 / 0%	0 / 0%	0 / 0%
N	\$29,793,892	\$115,871 / 0.39%	0 / 0%	\$99,871 / 0.34%	0 / 0%	0 / 0%	0 / 0%	\$16,000 / 0.05%
S	***	\$24,944 / 0.09%	0 / 0%	\$50 / 0.00%	\$24,894 / 0.09%	0 / 0%	0 / 0%	0 / 0%
-TC	0	0 / 0%	0 / 0%	0 / 0%	0 / 0%	0 / 0%	0 / 0%	0 / 0%
-I	0	0 / 0%	0 / 0%	0 / 0%	0 / 0%	0 / 0%	0 / 0%	0 / 0%
	\$31,747,930	\$140,815 / 0.47%	0 / 0%	\$99,921 / 0.34%	\$24,894 / 0.09%	0 / 0%	0 / 0%	\$16,000 / 0.05%

757 - WEST TEXAS A & M UNIVERSITY - COMMODITY PURCHASING UNADJUSTED GOAL IS 21.1%

T	\$1,373,274	\$65,272 / 4.75%	\$51,407 / 3.74%	\$10,765 / 0.78%	\$3,100 / 0.23%	0 / 0%	0 / 0%	0 / 0%
N	\$4,713,406	\$458,611 / 9.73%	\$417,190 / 8.85%	\$22,926 / 0.49%	\$18,494 / 0.39%	0 / 0%	0 / 0%	0 / 0%
S	***	\$19,962 / 3.40%	\$2,052 / 0.35%	\$2,648 / 0.45%	\$15,262 / 2.60%	0 / 0%	0 / 0%	0 / 0%
-TC	0	0 / 0%	0 / 0%	0 / 0%	0 / 0%	0 / 0%	0 / 0%	0 / 0%
-I	0	0 / 0%	0 / 0%	0 / 0%	0 / 0%	0 / 0%	0 / 0%	0 / 0%
	\$6,086,681	\$543,845 / 17.88%	\$470,649 / 12.94%	\$36,339 / 1.72%	\$36,857 / 3.22%	0 / 0%	0 / 0%	0 / 0%

*** DOLLARS REPORTED BUT NOT SHOWN IN THESE COLUMNS. T=TREASURY, N=NON-TREASURY, S=SUBCONTRACTOR FUNDS & PROCUREMENT CARD HUB PURCHASES, TC=TERM CONTRACT, I= INTER GOVERNMENT



TEXAS HISTORICALLY UNDERUTILIZED BUSINESS (HUB) SEMI-ANNUAL REPORT RECEIVED FOR FISCAL YEAR 2025

SECTION VII - STATE AGENCY EXPENDITURE DATA

FUND TYPE	TOTAL EXPENDITURE	TOTAL SPENT WITH HUBS AMOUNT / %	BLACK AMOUNT / %	HISPANIC AMOUNT / %	WOMAN AMOUNT / %	ASIAN PACIFIC AMOUNT / %	NATIVE AMERICAN AMOUNT / %	SERVICE-DISABLED VETERAN AMOUNT / %
757 - WEST TEXAS A & M UNIVERSITY - Statewide Grand Total Expenditures								
T	\$3,354,852	\$65,272 / 1.95%	\$51,407 / 1.53%	\$10,765 / 0.32%	\$3,100 / 0.09%	0 / 0%	0 / 0%	0 / 0%
N	\$34,671,157	\$574,482 / 1.66%	\$417,190 / 1.20%	\$122,797 / 0.35%	\$18,494 / 0.05%	0 / 0%	0 / 0%	\$16,000 / 0.05%
S	***	\$44,906 / 0.15%	\$2,052 / 0.01%	\$2,698 / 0.01%	\$40,156 / 0.13%	0 / 0%	0 / 0%	0 / 0%
-TC	0	0 / 0%	0 / 0%	0 / 0%	0 / 0%	0 / 0%	0 / 0%	0 / 0%
-I	0	0 / 0%	0 / 0%	0 / 0%	0 / 0%	0 / 0%	0 / 0%	0 / 0%
	\$38,026,010	\$684,660 / 3.75%	\$470,649 / 2.74%	\$136,260 / 0.68%	\$61,751 / 0.28%	0 / 0%	0 / 0%	\$16,000 / 0.05%

*** DOLLARS REPORTED BUT NOT SHOWN IN THESE COLUMNS. T=TREASURY, N=NON-TREASURY, S=SUBCONTRACTOR FUNDS & PROCUREMENT CARD HUB PURCHASES, TC=TERM CONTRACT, I= INTER GOVERNMENTAL



TEXAS HISTORICALLY UNDERUTILIZED BUSINESS (HUB) SEMI-ANNUAL REPORT RECEIVED FOR FISCAL YEAR 2025

SECTION VII - STATE AGENCY EXPENDITURE DATA

FUND TYPE	TOTAL EXPENDITURE	TOTAL SPENT WITH HUBS AMOUNT / %	BLACK AMOUNT / %	HISPANIC AMOUNT / %	WOMAN AMOUNT / %	ASIAN PACIFIC AMOUNT / %	NATIVE AMERICAN AMOUNT / %	SERVICE-DISABLED VETERAN AMOUNT / %
-----------	-------------------	----------------------------------	------------------	---------------------	------------------	--------------------------	----------------------------	-------------------------------------

758 - TEXAS STATE UNIVERSITY SYSTEM - HEAVY CONSTRUCTION UNADJUSTED GOAL IS 11.2%

T	0	0 / 0%	0 / 0%	0 / 0%	0 / 0%	0 / 0%	0 / 0%	0 / 0%
N	0	0 / 0%	0 / 0%	0 / 0%	0 / 0%	0 / 0%	0 / 0%	0 / 0%
S	***	0 / 0%	0 / 0%	0 / 0%	0 / 0%	0 / 0%	0 / 0%	0 / 0%
-TC	0	0 / 0%	0 / 0%	0 / 0%	0 / 0%	0 / 0%	0 / 0%	0 / 0%
-I	0	0 / 0%	0 / 0%	0 / 0%	0 / 0%	0 / 0%	0 / 0%	0 / 0%
	0	0 / 0%	0 / 0%	0 / 0%	0 / 0%	0 / 0%	0 / 0%	0 / 0%

758 - TEXAS STATE UNIVERSITY SYSTEM - BUILDING CONSTRUCTION UNADJUSTED GOAL IS 21.1%

T	0	0 / 0%	0 / 0%	0 / 0%	0 / 0%	0 / 0%	0 / 0%	0 / 0%
N	\$805,008	0 / 0%	0 / 0%	0 / 0%	0 / 0%	0 / 0%	0 / 0%	0 / 0%
S	***	\$174,426 / 21.67%	0 / 0%	0 / 0%	\$77,426 / 9.62%	\$2,000 / 0.25%	\$95,000 / 11.80%	0 / 0%
-TC	0	0 / 0%	0 / 0%	0 / 0%	0 / 0%	0 / 0%	0 / 0%	0 / 0%
-I	0	0 / 0%	0 / 0%	0 / 0%	0 / 0%	0 / 0%	0 / 0%	0 / 0%
	\$805,008	\$174,426 / 21.67%	0 / 0%	0 / 0%	\$77,426 / 9.62%	\$2,000 / 0.25%	\$95,000 / 11.80%	0 / 0%

758 - TEXAS STATE UNIVERSITY SYSTEM - SPECIAL TRADE UNADJUSTED GOAL IS 32.9%

T	0	0 / 0%	0 / 0%	0 / 0%	0 / 0%	0 / 0%	0 / 0%	0 / 0%
N	\$42,126	\$1,793 / 4.26%	0 / 0%	\$1,793 / 4.26%	0 / 0%	0 / 0%	0 / 0%	0 / 0%
S	***	0 / 0%	0 / 0%	0 / 0%	0 / 0%	0 / 0%	0 / 0%	0 / 0%
-TC	0	0 / 0%	0 / 0%	0 / 0%	0 / 0%	0 / 0%	0 / 0%	0 / 0%
-I	0	0 / 0%	0 / 0%	0 / 0%	0 / 0%	0 / 0%	0 / 0%	0 / 0%
	\$42,126	\$1,793 / 4.26%	0 / 0%	\$1,793 / 4.26%	0 / 0%	0 / 0%	0 / 0%	0 / 0%

*** DOLLARS REPORTED BUT NOT SHOWN IN THESE COLUMNS. T=TREASURY, N=NON-TREASURY, S=SUBCONTRACTOR FUNDS & PROCUREMENT CARD HUB PURCHASES, TC=TERM CONTRACT, I= INTER GOVERNMENTAL



TEXAS HISTORICALLY UNDERUTILIZED BUSINESS (HUB) SEMI-ANNUAL REPORT RECEIVED FOR FISCAL YEAR 2025

SECTION VII - STATE AGENCY EXPENDITURE DATA

FUND TYPE	TOTAL EXPENDITURE	TOTAL SPENT WITH HUBS AMOUNT / %	BLACK AMOUNT / %	HISPANIC AMOUNT / %	WOMAN AMOUNT / %	ASIAN PACIFIC AMOUNT / %	NATIVE AMERICAN AMOUNT / %	SERVICE- DISABLED VETERAN AMOUNT / %
--------------	----------------------	--	---------------------	------------------------	---------------------	--------------------------------	----------------------------------	---

758 - TEXAS STATE UNIVERSITY SYSTEM - PROFESSIONAL SERVICES UNADJUSTED GOAL IS 23.7%

T	0	0 / 0%	0 / 0%	0 / 0%	0 / 0%	0 / 0%	0 / 0%	0 / 0%
N	\$4,250	0 / 0%	0 / 0%	0 / 0%	0 / 0%	0 / 0%	0 / 0%	0 / 0%
S	***	0 / 0%	0 / 0%	0 / 0%	0 / 0%	0 / 0%	0 / 0%	0 / 0%
-TC	0	0 / 0%	0 / 0%	0 / 0%	0 / 0%	0 / 0%	0 / 0%	0 / 0%
-I	0	0 / 0%	0 / 0%	0 / 0%	0 / 0%	0 / 0%	0 / 0%	0 / 0%
	\$4,250	0 / 0%	0 / 0%	0 / 0%	0 / 0%	0 / 0%	0 / 0%	0 / 0%

758 - TEXAS STATE UNIVERSITY SYSTEM - OTHER SERVICES UNADJUSTED GOAL IS 26%

T	0	0 / 0%	0 / 0%	0 / 0%	0 / 0%	0 / 0%	0 / 0%	0 / 0%
N	\$851,754	0 / 0%	0 / 0%	0 / 0%	0 / 0%	0 / 0%	0 / 0%	0 / 0%
S	***	\$32,846 / 100.00%	\$32,846 / 100.00%	0 / 0%	0 / 0%	0 / 0%	0 / 0%	0 / 0%
-TC	0	0 / 0%	0 / 0%	0 / 0%	0 / 0%	0 / 0%	0 / 0%	0 / 0%
-I	0	0 / 0%	0 / 0%	0 / 0%	0 / 0%	0 / 0%	0 / 0%	0 / 0%
	\$851,754	\$32,846 / 100.00%	\$32,846 / 100.00%	0 / 0%	0 / 0%	0 / 0%	0 / 0%	0 / 0%

758 - TEXAS STATE UNIVERSITY SYSTEM - COMMODITY PURCHASING UNADJUSTED GOAL IS 21.1%

T	0	0 / 0%	0 / 0%	0 / 0%	0 / 0%	0 / 0%	0 / 0%	0 / 0%
N	\$167,626	\$25,847 / 15.42%	\$25,847 / 15.42%	0 / 0%	0 / 0%	0 / 0%	0 / 0%	0 / 0%
S	***	0 / 0%	0 / 0%	0 / 0%	0 / 0%	0 / 0%	0 / 0%	0 / 0%
-TC	0	0 / 0%	0 / 0%	0 / 0%	0 / 0%	0 / 0%	0 / 0%	0 / 0%
-I	0	0 / 0%	0 / 0%	0 / 0%	0 / 0%	0 / 0%	0 / 0%	0 / 0%
	\$167,626	\$25,847 / 15.42%	\$25,847 / 15.42%	0 / 0%	0 / 0%	0 / 0%	0 / 0%	0 / 0%

*** DOLLARS REPORTED BUT NOT SHOWN IN THESE COLUMNS. T=TREASURY, N=NON-TREASURY, S=SUBCONTRACTOR FUNDS & PROCUREMENT CARD HUB PURCHASES, TC=TERM CONTRACT, I= INTER GOVERNMENTAL



TEXAS HISTORICALLY UNDERUTILIZED BUSINESS (HUB) SEMI-ANNUAL REPORT RECEIVED FOR FISCAL YEAR 2025

SECTION VII - STATE AGENCY EXPENDITURE DATA

FUND TYPE	TOTAL EXPENDITURE	TOTAL SPENT WITH HUBS AMOUNT / %	BLACK AMOUNT / %	HISPANIC AMOUNT / %	WOMAN AMOUNT / %	ASIAN PACIFIC AMOUNT / %	NATIVE AMERICAN AMOUNT / %	SERVICE-DISABLED VETERAN AMOUNT / %
758 - TEXAS STATE UNIVERSITY SYSTEM - Statewide Grand Total Expenditures								
T	0	0 / 0%	0 / 0%	0 / 0%	0 / 0%	0 / 0%	0 / 0%	0 / 0%
N	\$1,870,764	\$27,640 / 1.48%	\$25,847 / 1.38%	\$1,793 / 0.10%	0 / 0%	0 / 0%	0 / 0%	0 / 0%
S	***	\$207,272 / 24.74%	\$32,846 / 3.92%	0 / 0%	\$77,426 / 9.24%	\$2,000 / 0.24%	\$95,000 / 11.34%	0 / 0%
-TC	0	0 / 0%	0 / 0%	0 / 0%	0 / 0%	0 / 0%	0 / 0%	0 / 0%
-I	0	0 / 0%	0 / 0%	0 / 0%	0 / 0%	0 / 0%	0 / 0%	0 / 0%
	\$1,870,764	\$234,912 / 26.22%	\$58,694 / 5.30%	\$1,793 / 0.10%	\$77,426 / 9.24%	\$2,000 / 0.24%	\$95,000 / 11.34%	0 / 0%

*** DOLLARS REPORTED BUT NOT SHOWN IN THESE COLUMNS. T=TREASURY, N=NON-TREASURY, S=SUBCONTRACTOR FUNDS & PROCUREMENT CARD HUB PURCHASES, TC=TERM CONTRACT, I= INTER GOVERNMENTAL



TEXAS HISTORICALLY UNDERUTILIZED BUSINESS (HUB) SEMI-ANNUAL REPORT RECEIVED FOR FISCAL YEAR 2025

SECTION VII - STATE AGENCY EXPENDITURE DATA

FUND TYPE	TOTAL EXPENDITURE	TOTAL SPENT WITH HUBS AMOUNT / %	BLACK AMOUNT / %	HISPANIC AMOUNT / %	WOMAN AMOUNT / %	ASIAN PACIFIC AMOUNT / %	NATIVE AMERICAN AMOUNT / %	SERVICE- DISABLED VETERAN AMOUNT / %
-----------	-------------------	-------------------------------------	---------------------	------------------------	---------------------	--------------------------------	----------------------------------	---

759 - UNIVERSITY OF HOUSTON - CLEAR LAKE - HEAVY CONSTRUCTION UNADJUSTED GOAL IS 11.2%

T	0	0 / 0%	0 / 0%	0 / 0%	0 / 0%	0 / 0%	0 / 0%	0 / 0%
N	0	0 / 0%	0 / 0%	0 / 0%	0 / 0%	0 / 0%	0 / 0%	0 / 0%
S	***	0 / 0%	0 / 0%	0 / 0%	0 / 0%	0 / 0%	0 / 0%	0 / 0%
-TC	0	0 / 0%	0 / 0%	0 / 0%	0 / 0%	0 / 0%	0 / 0%	0 / 0%
-I	0	0 / 0%	0 / 0%	0 / 0%	0 / 0%	0 / 0%	0 / 0%	0 / 0%
	0	0 / 0%	0 / 0%	0 / 0%	0 / 0%	0 / 0%	0 / 0%	0 / 0%

759 - UNIVERSITY OF HOUSTON - CLEAR LAKE - BUILDING CONSTRUCTION UNADJUSTED GOAL IS 21.1%

T	\$2,576	\$2,576 / 100.00%	0 / 0%	0 / 0%	\$2,576 / 100.00%	0 / 0%	0 / 0%	0 / 0%
N	\$1,165,407	\$1,793 / 0.15%	0 / 0%	0 / 0%	\$1,793 / 0.15%	0 / 0%	0 / 0%	0 / 0%
S	***	0 / 0%	0 / 0%	0 / 0%	0 / 0%	0 / 0%	0 / 0%	0 / 0%
-TC	0	0 / 0%	0 / 0%	0 / 0%	0 / 0%	0 / 0%	0 / 0%	0 / 0%
-I	0	0 / 0%	0 / 0%	0 / 0%	0 / 0%	0 / 0%	0 / 0%	0 / 0%
	\$1,167,982	\$4,369 / 100.15%	0 / 0%	0 / 0%	\$4,369 / 100.15%	0 / 0%	0 / 0%	0 / 0%

759 - UNIVERSITY OF HOUSTON - CLEAR LAKE - SPECIAL TRADE UNADJUSTED GOAL IS 32.9%

T	\$508,875	\$12,198 / 2.40%	0 / 0%	\$1,280 / 0.25%	\$10,918 / 2.15%	0 / 0%	0 / 0%	0 / 0%
N	\$237,556	\$26,648 / 11.22%	0 / 0%	\$4,466 / 1.88%	\$22,182 / 9.34%	0 / 0%	0 / 0%	0 / 0%
S	***	0 / 0%	0 / 0%	0 / 0%	0 / 0%	0 / 0%	0 / 0%	0 / 0%
-TC	0	0 / 0%	0 / 0%	0 / 0%	0 / 0%	0 / 0%	0 / 0%	0 / 0%
-I	0	0 / 0%	0 / 0%	0 / 0%	0 / 0%	0 / 0%	0 / 0%	0 / 0%
	\$746,432	\$38,846 / 13.61%	0 / 0%	\$5,746 / 2.13%	\$33,100 / 11.48%	0 / 0%	0 / 0%	0 / 0%

*** DOLLARS REPORTED BUT NOT SHOWN IN THESE COLUMNS. T=TREASURY, N=NON-TREASURY, S=SUBCONTRACTOR FUNDS & PROCUREMENT CARD HUB PURCHASES, TC=TERM CONTRACT, I= INTER GOVERNMENT



TEXAS HISTORICALLY UNDERUTILIZED BUSINESS (HUB) SEMI-ANNUAL REPORT RECEIVED FOR FISCAL YEAR 2025

SECTION VII - STATE AGENCY EXPENDITURE DATA

FUND TYPE	TOTAL EXPENDITURE	TOTAL SPENT WITH HUBS AMOUNT / %	BLACK AMOUNT / %	HISPANIC AMOUNT / %	WOMAN AMOUNT / %	ASIAN PACIFIC AMOUNT / %	NATIVE AMERICAN AMOUNT / %	SERVICE-DISABLED VETERAN AMOUNT / %
-----------	-------------------	----------------------------------	------------------	---------------------	------------------	--------------------------	----------------------------	-------------------------------------

759 - UNIVERSITY OF HOUSTON - CLEAR LAKE - PROFESSIONAL SERVICES UNADJUSTED GOAL IS 23.7%

T	0	0 / 0%	0 / 0%	0 / 0%	0 / 0%	0 / 0%	0 / 0%	0 / 0%
N	\$33,192	\$500 / 1.51%	\$500 / 1.51%	0 / 0%	0 / 0%	0 / 0%	0 / 0%	0 / 0%
S	***	0 / 0%	0 / 0%	0 / 0%	0 / 0%	0 / 0%	0 / 0%	0 / 0%
-TC	0	0 / 0%	0 / 0%	0 / 0%	0 / 0%	0 / 0%	0 / 0%	0 / 0%
-I	0	0 / 0%	0 / 0%	0 / 0%	0 / 0%	0 / 0%	0 / 0%	0 / 0%
	\$33,192	\$500 / 1.51%	\$500 / 1.51%	0 / 0%	0 / 0%	0 / 0%	0 / 0%	0 / 0%

759 - UNIVERSITY OF HOUSTON - CLEAR LAKE - OTHER SERVICES UNADJUSTED GOAL IS 26%

T	\$131,108	\$6,993 / 5.33%	0 / 0%	0 / 0%	\$6,993 / 5.33%	0 / 0%	0 / 0%	0 / 0%
N	\$2,882,920	\$277,636 / 9.63%	\$11,525 / 0.40%	0 / 0%	\$255,930 / 8.88%	0 / 0%	\$10,180 / 0.35%	0 / 0%
S	***	\$8,563 / 1.76%	0 / 0%	0 / 0%	\$8,563 / 1.76%	0 / 0%	0 / 0%	0 / 0%
-TC	0	0 / 0%	0 / 0%	0 / 0%	0 / 0%	0 / 0%	0 / 0%	0 / 0%
-I	0	0 / 0%	0 / 0%	0 / 0%	0 / 0%	0 / 0%	0 / 0%	0 / 0%
	\$3,014,028	\$293,192 / 16.72%	\$11,525 / 0.40%	0 / 0%	\$271,486 / 15.97%	0 / 0%	\$10,180 / 0.35%	0 / 0%

759 - UNIVERSITY OF HOUSTON - CLEAR LAKE - COMMODITY PURCHASING UNADJUSTED GOAL IS 21.1%

T	\$1,223,401	\$385,001 / 31.47%	\$370,166 / 30.26%	\$5,775 / 0.47%	\$8,043 / 0.66%	\$1,017 / 0.08%	0 / 0%	0 / 0%
N	\$1,817,771	\$250,678 / 13.79%	\$34,982 / 1.92%	\$117,258 / 6.45%	\$82,069 / 4.51%	\$16,369 / 0.90%	0 / 0%	0 / 0%
S	***	\$15,674 / 1.54%	0 / 0%	\$368 / 0.04%	\$6,804 / 0.67%	\$8,502 / 0.83%	0 / 0%	0 / 0%
-TC	0	0 / 0%	0 / 0%	0 / 0%	0 / 0%	0 / 0%	0 / 0%	0 / 0%
-I	0	0 / 0%	0 / 0%	0 / 0%	0 / 0%	0 / 0%	0 / 0%	0 / 0%
	\$3,041,172	\$651,353 / 46.80%	\$405,148 / 32.18%	\$123,401 / 6.96%	\$96,916 / 5.84%	\$25,888 / 1.82%	0 / 0%	0 / 0%

*** DOLLARS REPORTED BUT NOT SHOWN IN THESE COLUMNS. T=TREASURY, N=NON-TREASURY, S=SUBCONTRACTOR FUNDS & PROCUREMENT CARD HUB PURCHASES, TC=TERM CONTRACT, I= INTER GOVERNMENTAL



TEXAS HISTORICALLY UNDERUTILIZED BUSINESS (HUB) SEMI-ANNUAL REPORT RECEIVED FOR FISCAL YEAR 2025

SECTION VII - STATE AGENCY EXPENDITURE DATA

FUND TYPE	TOTAL EXPENDITURE	TOTAL SPENT WITH HUBS AMOUNT / %	BLACK AMOUNT / %	HISPANIC AMOUNT / %	WOMAN AMOUNT / %	ASIAN PACIFIC AMOUNT / %	NATIVE AMERICAN AMOUNT / %	SERVICE-DISABLED VETERAN AMOUNT / %
759 - UNIVERSITY OF HOUSTON - CLEAR LAKE - Statewide Grand Total Expenditures								
T	\$1,865,960	\$406,768 / 21.80%	\$370,166 / 19.84%	\$7,055 / 0.38%	\$28,530 / 1.53%	\$1,017 / 0.05%	0 / 0%	0 / 0%
N	\$6,136,847	\$557,255 / 9.08%	\$47,008 / 0.77%	\$121,724 / 1.98%	\$361,974 / 5.90%	\$16,369 / 0.27%	\$10,180 / 0.17%	0 / 0%
S	***	\$24,237 / 1.61%	0 / 0%	\$368 / 0.02%	\$15,367 / 1.02%	\$8,502 / 0.56%	0 / 0%	0 / 0%
-TC	0	0 / 0%	0 / 0%	0 / 0%	0 / 0%	0 / 0%	0 / 0%	0 / 0%
-I	0	0 / 0%	0 / 0%	0 / 0%	0 / 0%	0 / 0%	0 / 0%	0 / 0%
	\$8,002,807	\$988,260 / 32.49%	\$417,174 / 20.60%	\$129,147 / 2.39%	\$405,871 / 8.45%	\$25,888 / 0.89%	\$10,180 / 0.17%	0 / 0%

*** DOLLARS REPORTED BUT NOT SHOWN IN THESE COLUMNS. T=TREASURY, N=NON-TREASURY, S=SUBCONTRACTOR FUNDS & PROCUREMENT CARD HUB PURCHASES, TC=TERM CONTRACT, I= INTER GOVERNMENTAL



TEXAS HISTORICALLY UNDERUTILIZED BUSINESS (HUB) SEMI-ANNUAL REPORT RECEIVED FOR FISCAL YEAR 2025

SECTION VII - STATE AGENCY EXPENDITURE DATA

FUND TYPE	TOTAL EXPENDITURE	TOTAL SPENT WITH HUBS AMOUNT / %	BLACK AMOUNT / %	HISPANIC AMOUNT / %	WOMAN AMOUNT / %	ASIAN PACIFIC AMOUNT / %	NATIVE AMERICAN AMOUNT / %	SERVICE-DISABLED VETERAN AMOUNT / %
-----------	-------------------	----------------------------------	------------------	---------------------	------------------	--------------------------	----------------------------	-------------------------------------

760 - TEXAS A & M UNIV - CORPUS CHRISTI - HEAVY CONSTRUCTION UNADJUSTED GOAL IS 11.2%

T	0	0 / 0%	0 / 0%	0 / 0%	0 / 0%	0 / 0%	0 / 0%	0 / 0%
N	0	0 / 0%	0 / 0%	0 / 0%	0 / 0%	0 / 0%	0 / 0%	0 / 0%
S	***	0 / 0%	0 / 0%	0 / 0%	0 / 0%	0 / 0%	0 / 0%	0 / 0%
-TC	0	0 / 0%	0 / 0%	0 / 0%	0 / 0%	0 / 0%	0 / 0%	0 / 0%
-I	0	0 / 0%	0 / 0%	0 / 0%	0 / 0%	0 / 0%	0 / 0%	0 / 0%
	0	0 / 0%	0 / 0%	0 / 0%	0 / 0%	0 / 0%	0 / 0%	0 / 0%

760 - TEXAS A & M UNIV - CORPUS CHRISTI - BUILDING CONSTRUCTION UNADJUSTED GOAL IS 21.1%

T	0	0 / 0%	0 / 0%	0 / 0%	0 / 0%	0 / 0%	0 / 0%	0 / 0%
N	\$9,337,811	\$398,568 / 4.27%	\$205,349 / 2.20%	\$118,923 / 1.27%	\$74,297 / 0.80%	0 / 0%	0 / 0%	0 / 0%
S	***	\$803,426 / 8.60%	\$9,998 / 0.11%	\$666,357 / 7.14%	\$125,459 / 1.34%	0 / 0%	0 / 0%	\$1,613 / 0.02%
-TC	0	0 / 0%	0 / 0%	0 / 0%	0 / 0%	0 / 0%	0 / 0%	0 / 0%
-I	0	0 / 0%	0 / 0%	0 / 0%	0 / 0%	0 / 0%	0 / 0%	0 / 0%
	\$9,337,811	\$1,201,994 / 12.87%	\$215,347 / 2.31%	\$785,279 / 8.41%	\$199,755 / 2.14%	0 / 0%	0 / 0%	\$1,613 / 0.02%

760 - TEXAS A & M UNIV - CORPUS CHRISTI - SPECIAL TRADE UNADJUSTED GOAL IS 32.9%

T	\$-9,895	0 / 0%	0 / 0%	0 / 0%	0 / 0%	0 / 0%	0 / 0%	0 / 0%
N	\$8,108,773	\$2,031,851 / 25.06%	\$19,996 / 0.25%	\$1,951,897 / 24.07%	\$59,959 / 0.74%	0 / 0%	0 / 0%	0 / 0%
S	***	\$135,850 / 1.69%	0 / 0%	\$135,850 / 1.69%	0 / 0%	0 / 0%	0 / 0%	0 / 0%
-TC	0	0 / 0%	0 / 0%	0 / 0%	0 / 0%	0 / 0%	0 / 0%	0 / 0%
-I	0	0 / 0%	0 / 0%	0 / 0%	0 / 0%	0 / 0%	0 / 0%	0 / 0%
	\$8,098,878	\$2,167,701 / 26.74%	\$19,996 / 0.25%	\$2,087,746 / 25.76%	\$59,959 / 0.74%	0 / 0%	0 / 0%	0 / 0%

*** DOLLARS REPORTED BUT NOT SHOWN IN THESE COLUMNS. T=TREASURY, N=NON-TREASURY, S=SUBCONTRACTOR FUNDS & PROCUREMENT CARD HUB PURCHASES, TC=TERM CONTRACT, I= INTER GOVERNMENTAL



TEXAS HISTORICALLY UNDERUTILIZED BUSINESS (HUB) SEMI-ANNUAL REPORT RECEIVED FOR FISCAL YEAR 2025

SECTION VII - STATE AGENCY EXPENDITURE DATA

FUND TYPE	TOTAL EXPENDITURE	TOTAL SPENT WITH HUBS AMOUNT / %	BLACK AMOUNT / %	HISPANIC AMOUNT / %	WOMAN AMOUNT / %	ASIAN PACIFIC AMOUNT / %	NATIVE AMERICAN AMOUNT / %	SERVICE-DISABLED VETERAN AMOUNT / %
-----------	-------------------	----------------------------------	------------------	---------------------	------------------	--------------------------	----------------------------	-------------------------------------

760 - TEXAS A & M UNIV - CORPUS CHRISTI - PROFESSIONAL SERVICES UNADJUSTED GOAL IS 23.7%

T	0	0 / 0%	0 / 0%	0 / 0%	0 / 0%	0 / 0%	0 / 0%	0 / 0%
N	\$242,070	\$93,204 / 38.50%	0 / 0%	\$93,204 / 38.50%	0 / 0%	0 / 0%	0 / 0%	0 / 0%
S	***	0 / 0%	0 / 0%	0 / 0%	0 / 0%	0 / 0%	0 / 0%	0 / 0%
-TC	0	0 / 0%	0 / 0%	0 / 0%	0 / 0%	0 / 0%	0 / 0%	0 / 0%
-I	0	0 / 0%	0 / 0%	0 / 0%	0 / 0%	0 / 0%	0 / 0%	0 / 0%
	\$242,070	\$93,204 / 38.50%	0 / 0%	\$93,204 / 38.50%	0 / 0%	0 / 0%	0 / 0%	0 / 0%

760 - TEXAS A & M UNIV - CORPUS CHRISTI - OTHER SERVICES UNADJUSTED GOAL IS 26%

T	0	0 / 0%	0 / 0%	0 / 0%	0 / 0%	0 / 0%	0 / 0%	0 / 0%
N	\$5,623,538	\$376,415 / 6.69%	\$78,083 / 1.39%	\$49,885 / 0.89%	\$248,447 / 4.42%	0 / 0%	0 / 0%	0 / 0%
S	***	\$169,711 / 5.80%	\$4,626 / 0.16%	\$153,338 / 5.24%	\$11,748 / 0.40%	0 / 0%	0 / 0%	0 / 0%
-TC	0	0 / 0%	0 / 0%	0 / 0%	0 / 0%	0 / 0%	0 / 0%	0 / 0%
-I	0	0 / 0%	0 / 0%	0 / 0%	0 / 0%	0 / 0%	0 / 0%	0 / 0%
	\$5,623,538	\$546,126 / 12.49%	\$82,709 / 1.55%	\$203,222 / 6.12%	\$260,195 / 4.82%	0 / 0%	0 / 0%	0 / 0%

760 - TEXAS A & M UNIV - CORPUS CHRISTI - COMMODITY PURCHASING UNADJUSTED GOAL IS 21.1%

T	\$-502	0 / 0%	0 / 0%	0 / 0%	0 / 0%	0 / 0%	0 / 0%	0 / 0%
N	\$10,188,041	\$2,392,453 / 23.48%	\$1,288,705 / 12.65%	\$206,454 / 2.03%	\$896,975 / 8.80%	\$319 / 0.00%	0 / 0%	0 / 0%
S	***	\$54,915 / 1.14%	\$33,193 / 0.69%	\$2,100 / 0.04%	\$19,622 / 0.41%	0 / 0%	0 / 0%	0 / 0%
-TC	0	0 / 0%	0 / 0%	0 / 0%	0 / 0%	0 / 0%	0 / 0%	0 / 0%
-I	0	0 / 0%	0 / 0%	0 / 0%	0 / 0%	0 / 0%	0 / 0%	0 / 0%
	\$10,187,538	\$2,447,367 / 24.62%	\$1,321,898 / 13.34%	\$208,554 / 2.07%	\$916,596 / 9.21%	\$319 / 0.00%	0 / 0%	0 / 0%

*** DOLLARS REPORTED BUT NOT SHOWN IN THESE COLUMNS. T=TREASURY, N=NON-TREASURY, S=SUBCONTRACTOR FUNDS & PROCUREMENT CARD HUB PURCHASES, TC=TERM CONTRACT, I= INTER GOVERNMENTAL



TEXAS HISTORICALLY UNDERUTILIZED BUSINESS (HUB) SEMI-ANNUAL REPORT RECEIVED FOR FISCAL YEAR 2025

SECTION VII - STATE AGENCY EXPENDITURE DATA

FUND TYPE	TOTAL EXPENDITURE	TOTAL SPENT WITH HUBS AMOUNT / %	BLACK AMOUNT / %	HISPANIC AMOUNT / %	WOMAN AMOUNT / %	ASIAN PACIFIC AMOUNT / %	NATIVE AMERICAN AMOUNT / %	SERVICE-DISABLED VETERAN AMOUNT / %
760 - TEXAS A & M UNIV - CORPUS CHRISTI - Statewide Grand Total Expenditures								
T	\$-10,398	0 / 0%	0 / 0%	0 / 0%	0 / 0%	0 / 0%	0 / 0%	0 / 0%
N	\$33,500,233	\$5,292,491 / 15.80%	\$1,592,132 / 4.75%	\$2,420,362 / 7.22%	\$1,279,678 / 3.82%	\$319 / 0.00%	0 / 0%	0 / 0%
S	***	\$1,163,901 / 4.63%	\$47,817 / 0.19%	\$957,644 / 3.81%	\$156,828 / 0.62%	0 / 0%	0 / 0%	\$1,613 / 0.01%
-TC	0	0 / 0%	0 / 0%	0 / 0%	0 / 0%	0 / 0%	0 / 0%	0 / 0%
-I	0	0 / 0%	0 / 0%	0 / 0%	0 / 0%	0 / 0%	0 / 0%	0 / 0%
	\$33,489,836	\$6,456,392 / 20.42%	\$1,639,949 / 4.94%	\$3,378,006 / 11.03%	\$1,436,506 / 4.44%	\$319 / 0.00%	0 / 0%	\$1,613 / 0.01%

*** DOLLARS REPORTED BUT NOT SHOWN IN THESE COLUMNS. T=TREASURY, N=NON-TREASURY, S=SUBCONTRACTOR FUNDS & PROCUREMENT CARD HUB PURCHASES, TC=TERM CONTRACT, I= INTER GOVERNMENTAL



TEXAS HISTORICALLY UNDERUTILIZED BUSINESS (HUB) SEMI-ANNUAL REPORT RECEIVED FOR FISCAL YEAR 2025

SECTION VII - STATE AGENCY EXPENDITURE DATA

FUND TYPE	TOTAL EXPENDITURE	TOTAL SPENT WITH HUBS AMOUNT / %	BLACK AMOUNT / %	HISPANIC AMOUNT / %	WOMAN AMOUNT / %	ASIAN PACIFIC AMOUNT / %	NATIVE AMERICAN AMOUNT / %	SERVICE-DISABLED VETERAN AMOUNT / %
-----------	-------------------	----------------------------------	------------------	---------------------	------------------	--------------------------	----------------------------	-------------------------------------

761 - TEXAS A & M INTERNATIONAL UNIVERSITY - HEAVY CONSTRUCTION UNADJUSTED GOAL IS 11.2%

T	0	0 / 0%	0 / 0%	0 / 0%	0 / 0%	0 / 0%	0 / 0%	0 / 0%
N	0	0 / 0%	0 / 0%	0 / 0%	0 / 0%	0 / 0%	0 / 0%	0 / 0%
S	***	0 / 0%	0 / 0%	0 / 0%	0 / 0%	0 / 0%	0 / 0%	0 / 0%
-TC	0	0 / 0%	0 / 0%	0 / 0%	0 / 0%	0 / 0%	0 / 0%	0 / 0%
-I	0	0 / 0%	0 / 0%	0 / 0%	0 / 0%	0 / 0%	0 / 0%	0 / 0%
	0	0 / 0%	0 / 0%	0 / 0%	0 / 0%	0 / 0%	0 / 0%	0 / 0%

761 - TEXAS A & M INTERNATIONAL UNIVERSITY - BUILDING CONSTRUCTION UNADJUSTED GOAL IS 21.1%

T	0	0 / 0%	0 / 0%	0 / 0%	0 / 0%	0 / 0%	0 / 0%	0 / 0%
N	0	0 / 0%	0 / 0%	0 / 0%	0 / 0%	0 / 0%	0 / 0%	0 / 0%
S	***	0 / 0%	0 / 0%	0 / 0%	0 / 0%	0 / 0%	0 / 0%	0 / 0%
-TC	0	0 / 0%	0 / 0%	0 / 0%	0 / 0%	0 / 0%	0 / 0%	0 / 0%
-I	0	0 / 0%	0 / 0%	0 / 0%	0 / 0%	0 / 0%	0 / 0%	0 / 0%
	0	0 / 0%	0 / 0%	0 / 0%	0 / 0%	0 / 0%	0 / 0%	0 / 0%

761 - TEXAS A & M INTERNATIONAL UNIVERSITY - SPECIAL TRADE UNADJUSTED GOAL IS 32.9%

T	0	0 / 0%	0 / 0%	0 / 0%	0 / 0%	0 / 0%	0 / 0%	0 / 0%
N	\$350,072	\$350,000 / 99.98%	0 / 0%	\$350,000 / 99.98%	0 / 0%	0 / 0%	0 / 0%	0 / 0%
S	***	0 / 0%	0 / 0%	0 / 0%	0 / 0%	0 / 0%	0 / 0%	0 / 0%
-TC	0	0 / 0%	0 / 0%	0 / 0%	0 / 0%	0 / 0%	0 / 0%	0 / 0%
-I	0	0 / 0%	0 / 0%	0 / 0%	0 / 0%	0 / 0%	0 / 0%	0 / 0%
	\$350,072	\$350,000 / 99.98%	0 / 0%	\$350,000 / 99.98%	0 / 0%	0 / 0%	0 / 0%	0 / 0%

*** DOLLARS REPORTED BUT NOT SHOWN IN THESE COLUMNS. T=TREASURY, N=NON-TREASURY, S=SUBCONTRACTOR FUNDS & PROCUREMENT CARD HUB PURCHASES, TC=TERM CONTRACT, I= INTER GOVERNMENTAL



TEXAS HISTORICALLY UNDERUTILIZED BUSINESS (HUB) SEMI-ANNUAL REPORT RECEIVED FOR FISCAL YEAR 2025

SECTION VII - STATE AGENCY EXPENDITURE DATA

FUND TYPE	TOTAL EXPENDITURE	TOTAL SPENT WITH HUBS AMOUNT / %	BLACK AMOUNT / %	HISPANIC AMOUNT / %	WOMAN AMOUNT / %	ASIAN PACIFIC AMOUNT / %	NATIVE AMERICAN AMOUNT / %	SERVICE-DISABLED VETERAN AMOUNT / %
-----------	-------------------	----------------------------------	------------------	---------------------	------------------	--------------------------	----------------------------	-------------------------------------

761 - TEXAS A & M INTERNATIONAL UNIVERSITY - PROFESSIONAL SERVICES UNADJUSTED GOAL IS 23.7%

T	0	0 / 0%	0 / 0%	0 / 0%	0 / 0%	0 / 0%	0 / 0%	0 / 0%
N	\$58,868	0 / 0%	0 / 0%	0 / 0%	0 / 0%	0 / 0%	0 / 0%	0 / 0%
S	***	0 / 0%	0 / 0%	0 / 0%	0 / 0%	0 / 0%	0 / 0%	0 / 0%
-TC	0	0 / 0%	0 / 0%	0 / 0%	0 / 0%	0 / 0%	0 / 0%	0 / 0%
-I	0	0 / 0%	0 / 0%	0 / 0%	0 / 0%	0 / 0%	0 / 0%	0 / 0%
	\$58,868	0 / 0%	0 / 0%	0 / 0%	0 / 0%	0 / 0%	0 / 0%	0 / 0%

761 - TEXAS A & M INTERNATIONAL UNIVERSITY - OTHER SERVICES UNADJUSTED GOAL IS 26%

T	\$-21	0 / 0%	0 / 0%	0 / 0%	0 / 0%	0 / 0%	0 / 0%	0 / 0%
N	\$11,631,955	\$1,631,731 / 14.03%	\$142,412 / 1.22%	\$1,203,505 / 10.35%	\$263,093 / 2.26%	\$22,721 / 0.20%	0 / 0%	0 / 0%
S	***	\$1,003 / 2.55%	\$853 / 2.17%	0 / 0%	\$150 / 0.38%	0 / 0%	0 / 0%	0 / 0%
-TC	0	0 / 0%	0 / 0%	0 / 0%	0 / 0%	0 / 0%	0 / 0%	0 / 0%
-I	0	0 / 0%	0 / 0%	0 / 0%	0 / 0%	0 / 0%	0 / 0%	0 / 0%
	\$11,631,934	\$1,632,734 / 16.58%	\$143,265 / 3.39%	\$1,203,505 / 10.35%	\$263,243 / 2.64%	\$22,721 / 0.20%	0 / 0%	0 / 0%

761 - TEXAS A & M INTERNATIONAL UNIVERSITY - COMMODITY PURCHASING UNADJUSTED GOAL IS 21.1%

T	\$14,000	0 / 0%	0 / 0%	0 / 0%	0 / 0%	0 / 0%	0 / 0%	0 / 0%
N	\$5,666,526	\$1,629,693 / 28.76%	\$730,580 / 12.89%	\$212,802 / 3.76%	\$631,012 / 11.14%	\$22,499 / 0.40%	0 / 0%	\$32,800 / 0.58%
S	***	\$55,949 / 4.04%	\$50,884 / 3.67%	\$1,605 / 0.12%	\$3,460 / 0.25%	0 / 0%	0 / 0%	0 / 0%
-TC	0	0 / 0%	0 / 0%	0 / 0%	0 / 0%	0 / 0%	0 / 0%	0 / 0%
-I	0	0 / 0%	0 / 0%	0 / 0%	0 / 0%	0 / 0%	0 / 0%	0 / 0%
	\$5,680,526	\$1,685,642 / 32.80%	\$781,464 / 16.57%	\$214,406 / 3.87%	\$634,472 / 11.39%	\$22,499 / 0.40%	0 / 0%	\$32,800 / 0.58%

*** DOLLARS REPORTED BUT NOT SHOWN IN THESE COLUMNS. T=TREASURY, N=NON-TREASURY, S=SUBCONTRACTOR FUNDS & PROCUREMENT CARD HUB PURCHASES, TC=TERM CONTRACT, I= INTER GOVERNMENTAL



TEXAS HISTORICALLY UNDERUTILIZED BUSINESS (HUB) SEMI-ANNUAL REPORT RECEIVED FOR FISCAL YEAR 2025

SECTION VII - STATE AGENCY EXPENDITURE DATA

FUND TYPE	TOTAL EXPENDITURE	TOTAL SPENT WITH HUBS AMOUNT / %	BLACK AMOUNT / %	HISPANIC AMOUNT / %	WOMAN AMOUNT / %	ASIAN PACIFIC AMOUNT / %	NATIVE AMERICAN AMOUNT / %	SERVICE-DISABLED VETERAN AMOUNT / %
761 - TEXAS A & M INTERNATIONAL UNIVERSITY - Statewide Grand Total Expenditures								
T	\$13,979	0 / 0%	0 / 0%	0 / 0%	0 / 0%	0 / 0%	0 / 0%	0 / 0%
N	\$17,707,421	\$3,611,424 / 20.39%	\$872,992 / 4.93%	\$1,766,306 / 9.97%	\$894,105 / 5.05%	\$45,220 / 0.26%	0 / 0%	\$32,800 / 0.19%
S	***	\$56,952 / 4.00%	\$51,737 / 3.63%	\$1,605 / 0.11%	\$3,610 / 0.25%	0 / 0%	0 / 0%	0 / 0%
-TC	0	0 / 0%	0 / 0%	0 / 0%	0 / 0%	0 / 0%	0 / 0%	0 / 0%
-I	0	0 / 0%	0 / 0%	0 / 0%	0 / 0%	0 / 0%	0 / 0%	0 / 0%
	\$17,721,400	\$3,668,376 / 24.39%	\$924,728 / 8.56%	\$1,767,911 / 10.09%	\$897,716 / 5.30%	\$45,220 / 0.26%	0 / 0%	\$32,800 / 0.19%

*** DOLLARS REPORTED BUT NOT SHOWN IN THESE COLUMNS. T=TREASURY, N=NON-TREASURY, S=SUBCONTRACTOR FUNDS & PROCUREMENT CARD HUB PURCHASES, TC=TERM CONTRACT, I= INTER GOVERNMENTAL



TEXAS HISTORICALLY UNDERUTILIZED BUSINESS (HUB) SEMI-ANNUAL REPORT RECEIVED FOR FISCAL YEAR 2025

SECTION VII - STATE AGENCY EXPENDITURE DATA

FUND TYPE	TOTAL EXPENDITURE	TOTAL SPENT WITH HUBS AMOUNT / %	BLACK AMOUNT / %	HISPANIC AMOUNT / %	WOMAN AMOUNT / %	ASIAN PACIFIC AMOUNT / %	NATIVE AMERICAN AMOUNT / %	SERVICE-DISABLED VETERAN AMOUNT / %
-----------	-------------------	----------------------------------	------------------	---------------------	------------------	--------------------------	----------------------------	-------------------------------------

763 - UNT HEALTH SCIENCE CENTER - HEAVY CONSTRUCTION UNADJUSTED GOAL IS 11.2%

T	0	0 / 0%	0 / 0%	0 / 0%	0 / 0%	0 / 0%	0 / 0%	0 / 0%
N	\$306	0 / 0%	0 / 0%	0 / 0%	0 / 0%	0 / 0%	0 / 0%	0 / 0%
S	***	0 / 0%	0 / 0%	0 / 0%	0 / 0%	0 / 0%	0 / 0%	0 / 0%
-TC	0	0 / 0%	0 / 0%	0 / 0%	0 / 0%	0 / 0%	0 / 0%	0 / 0%
-I	0	0 / 0%	0 / 0%	0 / 0%	0 / 0%	0 / 0%	0 / 0%	0 / 0%
	\$306	0 / 0%	0 / 0%	0 / 0%	0 / 0%	0 / 0%	0 / 0%	0 / 0%

763 - UNT HEALTH SCIENCE CENTER - BUILDING CONSTRUCTION UNADJUSTED GOAL IS 21.1%

T	\$39,857	0 / 0%	0 / 0%	0 / 0%	0 / 0%	0 / 0%	0 / 0%	0 / 0%
N	\$1,263,979	\$70,253 / 5.56%	0 / 0%	\$2,080 / 0.16%	\$68,173 / 5.39%	0 / 0%	0 / 0%	0 / 0%
S	***	\$59,403 / 7.25%	0 / 0%	\$31,420 / 3.83%	\$27,984 / 3.41%	0 / 0%	0 / 0%	0 / 0%
-TC	0	0 / 0%	0 / 0%	0 / 0%	0 / 0%	0 / 0%	0 / 0%	0 / 0%
-I	0	0 / 0%	0 / 0%	0 / 0%	0 / 0%	0 / 0%	0 / 0%	0 / 0%
	\$1,303,836	\$129,657 / 12.81%	0 / 0%	\$33,500 / 4.00%	\$96,157 / 8.81%	0 / 0%	0 / 0%	0 / 0%

763 - UNT HEALTH SCIENCE CENTER - SPECIAL TRADE UNADJUSTED GOAL IS 32.9%

T	\$137,445	\$5,806 / 4.22%	0 / 0%	0 / 0%	\$5,806 / 4.22%	0 / 0%	0 / 0%	0 / 0%
N	\$6,277,255	\$357,229 / 5.69%	0 / 0%	\$82,786 / 1.32%	\$274,443 / 4.37%	0 / 0%	0 / 0%	0 / 0%
S	***	0 / 0%	0 / 0%	0 / 0%	0 / 0%	0 / 0%	0 / 0%	0 / 0%
-TC	0	0 / 0%	0 / 0%	0 / 0%	0 / 0%	0 / 0%	0 / 0%	0 / 0%
-I	0	0 / 0%	0 / 0%	0 / 0%	0 / 0%	0 / 0%	0 / 0%	0 / 0%
	\$6,414,700	\$363,035 / 9.92%	0 / 0%	\$82,786 / 1.32%	\$280,249 / 8.60%	0 / 0%	0 / 0%	0 / 0%

*** DOLLARS REPORTED BUT NOT SHOWN IN THESE COLUMNS. T=TREASURY, N=NON-TREASURY, S=SUBCONTRACTOR FUNDS & PROCUREMENT CARD HUB PURCHASES, TC=TERM CONTRACT, I= INTER GOVERNMENTAL



TEXAS HISTORICALLY UNDERUTILIZED BUSINESS (HUB) SEMI-ANNUAL REPORT RECEIVED FOR FISCAL YEAR 2025

SECTION VII - STATE AGENCY EXPENDITURE DATA

FUND TYPE	TOTAL EXPENDITURE	TOTAL SPENT WITH HUBS AMOUNT / %	BLACK AMOUNT / %	HISPANIC AMOUNT / %	WOMAN AMOUNT / %	ASIAN PACIFIC AMOUNT / %	NATIVE AMERICAN AMOUNT / %	SERVICE-DISABLED VETERAN AMOUNT / %
-----------	-------------------	----------------------------------	------------------	---------------------	------------------	--------------------------	----------------------------	-------------------------------------

763 - UNT HEALTH SCIENCE CENTER - PROFESSIONAL SERVICES UNADJUSTED GOAL IS 23.7%

T	\$10,144	\$748 / 7.37%	0 / 0%	0 / 0%	\$748 / 7.37%	0 / 0%	0 / 0%	0 / 0%
N	\$6,567,024	\$178,889 / 2.72%	\$2,308 / 0.04%	\$135,025 / 2.06%	\$41,557 / 0.63%	0 / 0%	0 / 0%	0 / 0%
S	***	0 / 0%	0 / 0%	0 / 0%	0 / 0%	0 / 0%	0 / 0%	0 / 0%
-TC	0	0 / 0%	0 / 0%	0 / 0%	0 / 0%	0 / 0%	0 / 0%	0 / 0%
-I	0	0 / 0%	0 / 0%	0 / 0%	0 / 0%	0 / 0%	0 / 0%	0 / 0%
	\$6,577,168	\$179,637 / 10.10%	\$2,308 / 0.04%	\$135,025 / 2.06%	\$42,305 / 8.01%	0 / 0%	0 / 0%	0 / 0%

763 - UNT HEALTH SCIENCE CENTER - OTHER SERVICES UNADJUSTED GOAL IS 26%

T	\$1,208,648	\$2,424 / 0.20%	0 / 0%	\$2,339 / 0.19%	\$85 / 0.01%	0 / 0%	0 / 0%	0 / 0%
N	\$8,568,284	\$104,415 / 1.22%	\$3,700 / 0.04%	\$61,283 / 0.72%	\$4,556 / 0.05%	\$34,876 / 0.41%	0 / 0%	0 / 0%
S	***	\$18,715 / 0.40%	0 / 0%	\$15,878 / 0.34%	\$1,037 / 0.02%	\$1,800 / 0.04%	0 / 0%	0 / 0%
-TC	0	0 / 0%	0 / 0%	0 / 0%	0 / 0%	0 / 0%	0 / 0%	0 / 0%
-I	0	0 / 0%	0 / 0%	0 / 0%	0 / 0%	0 / 0%	0 / 0%	0 / 0%
	\$9,776,932	\$125,554 / 1.82%	\$3,700 / 0.04%	\$79,500 / 1.25%	\$5,678 / 0.08%	\$36,676 / 0.45%	0 / 0%	0 / 0%

763 - UNT HEALTH SCIENCE CENTER - COMMODITY PURCHASING UNADJUSTED GOAL IS 21.1%

T	\$1,191,691	\$174,456 / 14.64%	\$67,741 / 5.68%	\$22,962 / 1.93%	\$83,753 / 7.03%	0 / 0%	0 / 0%	0 / 0%
N	\$14,048,213	\$2,824,910 / 20.11%	\$156,737 / 1.12%	\$1,829,354 / 13.02%	\$838,819 / 5.97%	0 / 0%	0 / 0%	0 / 0%
S	***	\$57,892 / 1.18%	\$1,075 / 0.02%	\$29,036 / 0.59%	\$27,493 / 0.56%	\$288 / 0.01%	0 / 0%	0 / 0%
-TC	0	0 / 0%	0 / 0%	0 / 0%	0 / 0%	0 / 0%	0 / 0%	0 / 0%
-I	0	0 / 0%	0 / 0%	0 / 0%	0 / 0%	0 / 0%	0 / 0%	0 / 0%
	\$15,239,904	\$3,057,259 / 35.93%	\$225,552 / 6.82%	\$1,881,352 / 15.54%	\$950,066 / 13.56%	\$288 / 0.01%	0 / 0%	0 / 0%

*** DOLLARS REPORTED BUT NOT SHOWN IN THESE COLUMNS. T=TREASURY, N=NON-TREASURY, S=SUBCONTRACTOR FUNDS & PROCUREMENT CARD HUB PURCHASES, TC=TERM CONTRACT, I= INTER GOVERNMENTAL



TEXAS HISTORICALLY UNDERUTILIZED BUSINESS (HUB) SEMI-ANNUAL REPORT RECEIVED FOR FISCAL YEAR 2025

SECTION VII - STATE AGENCY EXPENDITURE DATA

FUND TYPE	TOTAL EXPENDITURE	TOTAL SPENT WITH HUBS AMOUNT / %	BLACK AMOUNT / %	HISPANIC AMOUNT / %	WOMAN AMOUNT / %	ASIAN PACIFIC AMOUNT / %	NATIVE AMERICAN AMOUNT / %	SERVICE-DISABLED VETERAN AMOUNT / %
763 - UNT HEALTH SCIENCE CENTER - Statewide Grand Total Expenditures								
T	\$2,587,785	\$183,435 / 7.09%	\$67,741 / 2.62%	\$25,301 / 0.98%	\$90,393 / 3.49%	0 / 0%	0 / 0%	0 / 0%
N	\$36,725,062	\$3,535,697 / 9.63%	\$162,745 / 0.44%	\$2,110,527 / 5.75%	\$1,227,549 / 3.34%	\$34,876 / 0.09%	0 / 0%	0 / 0%
S	***	\$136,010 / 1.30%	\$1,075 / 0.01%	\$76,334 / 0.73%	\$56,514 / 0.54%	\$2,088 / 0.02%	0 / 0%	0 / 0%
-TC	0	0 / 0%	0 / 0%	0 / 0%	0 / 0%	0 / 0%	0 / 0%	0 / 0%
-I	0	0 / 0%	0 / 0%	0 / 0%	0 / 0%	0 / 0%	0 / 0%	0 / 0%
	\$39,312,846	\$3,855,142 / 18.02%	\$231,560 / 3.07%	\$2,212,163 / 7.46%	\$1,374,455 / 7.38%	\$36,964 / 0.11%	0 / 0%	0 / 0%

*** DOLLARS REPORTED BUT NOT SHOWN IN THESE COLUMNS. T=TREASURY, N=NON-TREASURY, S=SUBCONTRACTOR FUNDS & PROCUREMENT CARD HUB PURCHASES, TC=TERM CONTRACT, I= INTER GOVERNMENTAL



TEXAS HISTORICALLY UNDERUTILIZED BUSINESS (HUB) SEMI-ANNUAL REPORT RECEIVED FOR FISCAL YEAR 2025

SECTION VII - STATE AGENCY EXPENDITURE DATA

FUND TYPE	TOTAL EXPENDITURE	TOTAL SPENT WITH HUBS AMOUNT / %	BLACK AMOUNT / %	HISPANIC AMOUNT / %	WOMAN AMOUNT / %	ASIAN PACIFIC AMOUNT / %	NATIVE AMERICAN AMOUNT / %	SERVICE-DISABLED VETERAN AMOUNT / %
-----------	-------------------	----------------------------------	------------------	---------------------	------------------	--------------------------	----------------------------	-------------------------------------

764 - TEXAS A&M UNIVERSITY-TEXARKANA - HEAVY CONSTRUCTION UNADJUSTED GOAL IS 11.2%

T	0	0 / 0%	0 / 0%	0 / 0%	0 / 0%	0 / 0%	0 / 0%	0 / 0%
N	\$7,977	0 / 0%	0 / 0%	0 / 0%	0 / 0%	0 / 0%	0 / 0%	0 / 0%
S	***	0 / 0%	0 / 0%	0 / 0%	0 / 0%	0 / 0%	0 / 0%	0 / 0%
-TC	0	0 / 0%	0 / 0%	0 / 0%	0 / 0%	0 / 0%	0 / 0%	0 / 0%
-I	0	0 / 0%	0 / 0%	0 / 0%	0 / 0%	0 / 0%	0 / 0%	0 / 0%
	\$7,977	0 / 0%	0 / 0%	0 / 0%	0 / 0%	0 / 0%	0 / 0%	0 / 0%

764 - TEXAS A&M UNIVERSITY-TEXARKANA - BUILDING CONSTRUCTION UNADJUSTED GOAL IS 21.1%

T	0	0 / 0%	0 / 0%	0 / 0%	0 / 0%	0 / 0%	0 / 0%	0 / 0%
N	\$1,059,538	0 / 0%	0 / 0%	0 / 0%	0 / 0%	0 / 0%	0 / 0%	0 / 0%
S	***	0 / 0%	0 / 0%	0 / 0%	0 / 0%	0 / 0%	0 / 0%	0 / 0%
-TC	0	0 / 0%	0 / 0%	0 / 0%	0 / 0%	0 / 0%	0 / 0%	0 / 0%
-I	0	0 / 0%	0 / 0%	0 / 0%	0 / 0%	0 / 0%	0 / 0%	0 / 0%
	\$1,059,538	0 / 0%	0 / 0%	0 / 0%	0 / 0%	0 / 0%	0 / 0%	0 / 0%

764 - TEXAS A&M UNIVERSITY-TEXARKANA - SPECIAL TRADE UNADJUSTED GOAL IS 32.9%

T	0	0 / 0%	0 / 0%	0 / 0%	0 / 0%	0 / 0%	0 / 0%	0 / 0%
N	\$351,485	0 / 0%	0 / 0%	0 / 0%	0 / 0%	0 / 0%	0 / 0%	0 / 0%
S	***	0 / 0%	0 / 0%	0 / 0%	0 / 0%	0 / 0%	0 / 0%	0 / 0%
-TC	0	0 / 0%	0 / 0%	0 / 0%	0 / 0%	0 / 0%	0 / 0%	0 / 0%
-I	0	0 / 0%	0 / 0%	0 / 0%	0 / 0%	0 / 0%	0 / 0%	0 / 0%
	\$351,485	0 / 0%	0 / 0%	0 / 0%	0 / 0%	0 / 0%	0 / 0%	0 / 0%

*** DOLLARS REPORTED BUT NOT SHOWN IN THESE COLUMNS. T=TREASURY, N=NON-TREASURY, S=SUBCONTRACTOR FUNDS & PROCUREMENT CARD HUB PURCHASES, TC=TERM CONTRACT, I= INTER GOVERNMENTAL



TEXAS HISTORICALLY UNDERUTILIZED BUSINESS (HUB) SEMI-ANNUAL REPORT RECEIVED FOR FISCAL YEAR 2025

SECTION VII - STATE AGENCY EXPENDITURE DATA

FUND TYPE	TOTAL EXPENDITURE	TOTAL SPENT WITH HUBS AMOUNT / %	BLACK AMOUNT / %	HISPANIC AMOUNT / %	WOMAN AMOUNT / %	ASIAN PACIFIC AMOUNT / %	NATIVE AMERICAN AMOUNT / %	SERVICE-DISABLED VETERAN AMOUNT / %
-----------	-------------------	----------------------------------	------------------	---------------------	------------------	--------------------------	----------------------------	-------------------------------------

764 - TEXAS A&M UNIVERSITY-TEXARKANA - PROFESSIONAL SERVICES UNADJUSTED GOAL IS 23.7%

T	0	0 / 0%	0 / 0%	0 / 0%	0 / 0%	0 / 0%	0 / 0%	0 / 0%
N	\$4,387	0 / 0%	0 / 0%	0 / 0%	0 / 0%	0 / 0%	0 / 0%	0 / 0%
S	***	0 / 0%	0 / 0%	0 / 0%	0 / 0%	0 / 0%	0 / 0%	0 / 0%
-TC	0	0 / 0%	0 / 0%	0 / 0%	0 / 0%	0 / 0%	0 / 0%	0 / 0%
-I	0	0 / 0%	0 / 0%	0 / 0%	0 / 0%	0 / 0%	0 / 0%	0 / 0%
	\$4,387	0 / 0%	0 / 0%	0 / 0%	0 / 0%	0 / 0%	0 / 0%	0 / 0%

764 - TEXAS A&M UNIVERSITY-TEXARKANA - OTHER SERVICES UNADJUSTED GOAL IS 26%

T	\$-43,214	-\$469 / 1.09%	0 / 0%	-\$469 / 1.09%	0 / 0%	0 / 0%	0 / 0%	0 / 0%
N	\$2,392,679	\$254,189 / 10.62%	0 / 0%	\$232,401 / 9.71%	\$1,288 / 0.05%	\$20,500 / 0.86%	0 / 0%	0 / 0%
S	***	0 / 0%	0 / 0%	0 / 0%	0 / 0%	0 / 0%	0 / 0%	0 / 0%
-TC	0	0 / 0%	0 / 0%	0 / 0%	0 / 0%	0 / 0%	0 / 0%	0 / 0%
-I	0	0 / 0%	0 / 0%	0 / 0%	0 / 0%	0 / 0%	0 / 0%	0 / 0%
	\$2,349,465	\$253,720 / 11.71%	0 / 0%	\$231,932 / 10.80%	\$1,288 / 0.05%	\$20,500 / 0.86%	0 / 0%	0 / 0%

764 - TEXAS A&M UNIVERSITY-TEXARKANA - COMMODITY PURCHASING UNADJUSTED GOAL IS 21.1%

T	\$-3,487	-\$1,519 / 43.56%	0 / 0%	-\$1,519 / 43.56%	0 / 0%	0 / 0%	0 / 0%	0 / 0%
N	\$3,367,995	\$1,155,229 / 34.30%	\$257,293 / 7.64%	\$761,329 / 22.60%	\$136,606 / 4.06%	0 / 0%	0 / 0%	0 / 0%
S	***	0 / 0%	0 / 0%	0 / 0%	0 / 0%	0 / 0%	0 / 0%	0 / 0%
-TC	0	0 / 0%	0 / 0%	0 / 0%	0 / 0%	0 / 0%	0 / 0%	0 / 0%
-I	0	0 / 0%	0 / 0%	0 / 0%	0 / 0%	0 / 0%	0 / 0%	0 / 0%
	\$3,364,507	\$1,153,710 / 77.86%	\$257,293 / 7.64%	\$759,810 / 66.16%	\$136,606 / 4.06%	0 / 0%	0 / 0%	0 / 0%

*** DOLLARS REPORTED BUT NOT SHOWN IN THESE COLUMNS. T=TREASURY, N=NON-TREASURY, S=SUBCONTRACTOR FUNDS & PROCUREMENT CARD HUB PURCHASES, TC=TERM CONTRACT, I= INTER GOVERNMENTAL



TEXAS HISTORICALLY UNDERUTILIZED BUSINESS (HUB) SEMI-ANNUAL REPORT RECEIVED FOR FISCAL YEAR 2025

SECTION VII - STATE AGENCY EXPENDITURE DATA

FUND TYPE	TOTAL EXPENDITURE	TOTAL SPENT WITH HUBS AMOUNT / %	BLACK AMOUNT / %	HISPANIC AMOUNT / %	WOMAN AMOUNT / %	ASIAN PACIFIC AMOUNT / %	NATIVE AMERICAN AMOUNT / %	SERVICE-DISABLED VETERAN AMOUNT / %
764 - TEXAS A&M UNIVERSITY-TEXARKANA - Statewide Grand Total Expenditures								
T	\$-46,702	-\$1,988 / 4.26%	0 / 0%	-\$1,988 / 4.26%	0 / 0%	0 / 0%	0 / 0%	0 / 0%
N	\$7,184,060	\$1,409,418 / 19.62%	\$257,293 / 3.58%	\$993,730 / 13.83%	\$137,894 / 1.92%	\$20,500 / 0.29%	0 / 0%	0 / 0%
S	***	0 / 0%	0 / 0%	0 / 0%	0 / 0%	0 / 0%	0 / 0%	0 / 0%
-TC	0	0 / 0%	0 / 0%	0 / 0%	0 / 0%	0 / 0%	0 / 0%	0 / 0%
-I	0	0 / 0%	0 / 0%	0 / 0%	0 / 0%	0 / 0%	0 / 0%	0 / 0%
	\$7,137,358	\$1,407,430 / 23.88%	\$257,293 / 3.58%	\$991,742 / 18.09%	\$137,894 / 1.92%	\$20,500 / 0.29%	0 / 0%	0 / 0%

*** DOLLARS REPORTED BUT NOT SHOWN IN THESE COLUMNS. T=TREASURY, N=NON-TREASURY, S=SUBCONTRACTOR FUNDS & PROCUREMENT CARD HUB PURCHASES, TC=TERM CONTRACT, I= INTER GOVERNMENTAL



TEXAS HISTORICALLY UNDERUTILIZED BUSINESS (HUB) SEMI-ANNUAL REPORT RECEIVED FOR FISCAL YEAR 2025

SECTION VII - STATE AGENCY EXPENDITURE DATA

FUND TYPE	TOTAL EXPENDITURE	TOTAL SPENT WITH HUBS AMOUNT / %	BLACK AMOUNT / %	HISPANIC AMOUNT / %	WOMAN AMOUNT / %	ASIAN PACIFIC AMOUNT / %	NATIVE AMERICAN AMOUNT / %	SERVICE-DISABLED VETERAN AMOUNT / %
765 - UNIVERSITY OF HOUSTON-VICTORIA - HEAVY CONSTRUCTION UNADJUSTED GOAL IS 11.2%								
T	0	0 / 0%	0 / 0%	0 / 0%	0 / 0%	0 / 0%	0 / 0%	0 / 0%
N	0	0 / 0%	0 / 0%	0 / 0%	0 / 0%	0 / 0%	0 / 0%	0 / 0%
S	***	0 / 0%	0 / 0%	0 / 0%	0 / 0%	0 / 0%	0 / 0%	0 / 0%
-TC	0	0 / 0%	0 / 0%	0 / 0%	0 / 0%	0 / 0%	0 / 0%	0 / 0%
-I	0	0 / 0%	0 / 0%	0 / 0%	0 / 0%	0 / 0%	0 / 0%	0 / 0%
	0	0 / 0%	0 / 0%	0 / 0%	0 / 0%	0 / 0%	0 / 0%	0 / 0%

765 - UNIVERSITY OF HOUSTON-VICTORIA - BUILDING CONSTRUCTION UNADJUSTED GOAL IS 21.1%

T	0	0 / 0%	0 / 0%	0 / 0%	0 / 0%	0 / 0%	0 / 0%	0 / 0%
N	\$7,354,415	\$34,559 / 0.47%	0 / 0%	\$34,559 / 0.47%	0 / 0%	0 / 0%	0 / 0%	0 / 0%
S	***	\$1,810 / 0.02%	0 / 0%	0 / 0%	\$1,810 / 0.02%	0 / 0%	0 / 0%	0 / 0%
-TC	0	0 / 0%	0 / 0%	0 / 0%	0 / 0%	0 / 0%	0 / 0%	0 / 0%
-I	0	0 / 0%	0 / 0%	0 / 0%	0 / 0%	0 / 0%	0 / 0%	0 / 0%
	\$7,354,415	\$36,369 / 0.49%	0 / 0%	\$34,559 / 0.47%	\$1,810 / 0.02%	0 / 0%	0 / 0%	0 / 0%

765 - UNIVERSITY OF HOUSTON-VICTORIA - SPECIAL TRADE UNADJUSTED GOAL IS 32.9%

T	\$20,798	0 / 0%	0 / 0%	0 / 0%	0 / 0%	0 / 0%	0 / 0%	0 / 0%
N	\$-92,445	\$19,679 / -21.29%	0 / 0%	\$10,103 / -10.93%	\$9,576 / -10.36%	0 / 0%	0 / 0%	0 / 0%
S	***	0 / 0%	0 / 0%	0 / 0%	0 / 0%	0 / 0%	0 / 0%	0 / 0%
-TC	0	0 / 0%	0 / 0%	0 / 0%	0 / 0%	0 / 0%	0 / 0%	0 / 0%
-I	0	0 / 0%	0 / 0%	0 / 0%	0 / 0%	0 / 0%	0 / 0%	0 / 0%
	-\$71,646	\$19,679 / -21.29%	0 / 0%	\$10,103 / -10.93%	\$9,576 / -10.36%	0 / 0%	0 / 0%	0 / 0%

*** DOLLARS REPORTED BUT NOT SHOWN IN THESE COLUMNS. T=TREASURY, N=NON-TREASURY, S=SUBCONTRACTOR FUNDS & PROCUREMENT CARD HUB PURCHASES, TC=TERM CONTRACT, I= INTER GOVERNMENT



TEXAS HISTORICALLY UNDERUTILIZED BUSINESS (HUB) SEMI-ANNUAL REPORT RECEIVED FOR FISCAL YEAR 2025

SECTION VII - STATE AGENCY EXPENDITURE DATA

FUND TYPE	TOTAL EXPENDITURE	TOTAL SPENT WITH HUBS AMOUNT / %	BLACK AMOUNT / %	HISPANIC AMOUNT / %	WOMAN AMOUNT / %	ASIAN PACIFIC AMOUNT / %	NATIVE AMERICAN AMOUNT / %	SERVICE-DISABLED VETERAN AMOUNT / %
765 - UNIVERSITY OF HOUSTON-VICTORIA - PROFESSIONAL SERVICES UNADJUSTED GOAL IS 23.7%								
T	0	0 / 0%	0 / 0%	0 / 0%	0 / 0%	0 / 0%	0 / 0%	0 / 0%
N	\$28,874	0 / 0%	0 / 0%	0 / 0%	0 / 0%	0 / 0%	0 / 0%	0 / 0%
S	***	0 / 0%	0 / 0%	0 / 0%	0 / 0%	0 / 0%	0 / 0%	0 / 0%
-TC	0	0 / 0%	0 / 0%	0 / 0%	0 / 0%	0 / 0%	0 / 0%	0 / 0%
-I	0	0 / 0%	0 / 0%	0 / 0%	0 / 0%	0 / 0%	0 / 0%	0 / 0%
	\$28,874	0 / 0%	0 / 0%	0 / 0%	0 / 0%	0 / 0%	0 / 0%	0 / 0%
765 - UNIVERSITY OF HOUSTON-VICTORIA - OTHER SERVICES UNADJUSTED GOAL IS 26%								
T	\$541,820	\$62,357 / 11.51%	\$55,754 / 10.29%	\$325 / 0.06%	\$6,278 / 1.16%	0 / 0%	0 / 0%	0 / 0%
N	\$1,076,475	\$501,780 / 46.61%	\$12,377 / 1.15%	\$64,654 / 6.01%	\$424,749 / 39.46%	0 / 0%	0 / 0%	0 / 0%
S	***	0 / 0%	0 / 0%	0 / 0%	0 / 0%	0 / 0%	0 / 0%	0 / 0%
-TC	0	0 / 0%	0 / 0%	0 / 0%	0 / 0%	0 / 0%	0 / 0%	0 / 0%
-I	0	0 / 0%	0 / 0%	0 / 0%	0 / 0%	0 / 0%	0 / 0%	0 / 0%
	\$1,618,295	\$564,137 / 58.12%	\$68,131 / 11.44%	\$64,979 / 6.07%	\$431,027 / 40.62%	0 / 0%	0 / 0%	0 / 0%
765 - UNIVERSITY OF HOUSTON-VICTORIA - COMMODITY PURCHASING UNADJUSTED GOAL IS 21.1%								
T	\$699,179	\$327,711 / 46.87%	\$174,870 / 25.01%	\$8,579 / 1.23%	\$144,263 / 20.63%	0 / 0%	0 / 0%	0 / 0%
N	\$555,982	\$81,863 / 14.72%	\$17,159 / 3.09%	\$23,732 / 4.27%	\$40,972 / 7.37%	0 / 0%	0 / 0%	0 / 0%
S	***	\$36 / 0.00%	0 / 0%	0 / 0%	\$36 / 0.00%	0 / 0%	0 / 0%	0 / 0%
-TC	0	0 / 0%	0 / 0%	0 / 0%	0 / 0%	0 / 0%	0 / 0%	0 / 0%
-I	0	0 / 0%	0 / 0%	0 / 0%	0 / 0%	0 / 0%	0 / 0%	0 / 0%
	\$1,255,161	\$409,610 / 61.60%	\$192,029 / 28.10%	\$32,311 / 5.50%	\$185,270 / 28.01%	0 / 0%	0 / 0%	0 / 0%

*** DOLLARS REPORTED BUT NOT SHOWN IN THESE COLUMNS. T=TREASURY, N=NON-TREASURY, S=SUBCONTRACTOR FUNDS & PROCUREMENT CARD HUB PURCHASES, TC=TERM CONTRACT, I= INTER GOVERNMENTAL



TEXAS HISTORICALLY UNDERUTILIZED BUSINESS (HUB) SEMI-ANNUAL REPORT RECEIVED FOR FISCAL YEAR 2025

SECTION VII - STATE AGENCY EXPENDITURE DATA

FUND TYPE	TOTAL EXPENDITURE	TOTAL SPENT WITH HUBS AMOUNT / %	BLACK AMOUNT / %	HISPANIC AMOUNT / %	WOMAN AMOUNT / %	ASIAN PACIFIC AMOUNT / %	NATIVE AMERICAN AMOUNT / %	SERVICE-DISABLED VETERAN AMOUNT / %
765 - UNIVERSITY OF HOUSTON-VICTORIA - Statewide Grand Total Expenditures								
T	\$1,261,797	\$390,068 / 30.91%	\$230,624 / 18.28%	\$8,904 / 0.71%	\$150,541 / 11.93%	0 / 0%	0 / 0%	0 / 0%
N	\$8,923,302	\$637,882 / 7.15%	\$29,536 / 0.33%	\$133,049 / 1.49%	\$475,297 / 5.33%	0 / 0%	0 / 0%	0 / 0%
S	***	\$1,846 / 0.02%	0 / 0%	0 / 0%	\$1,846 / 0.02%	0 / 0%	0 / 0%	0 / 0%
-TC	0	0 / 0%	0 / 0%	0 / 0%	0 / 0%	0 / 0%	0 / 0%	0 / 0%
-I	0	0 / 0%	0 / 0%	0 / 0%	0 / 0%	0 / 0%	0 / 0%	0 / 0%
	\$10,185,099	\$1,029,796 / 38.08%	\$260,160 / 18.61%	\$141,952 / 2.20%	\$627,683 / 17.28%	0 / 0%	0 / 0%	0 / 0%

*** DOLLARS REPORTED BUT NOT SHOWN IN THESE COLUMNS. T=TREASURY, N=NON-TREASURY, S=SUBCONTRACTOR FUNDS & PROCUREMENT CARD HUB PURCHASES, TC=TERM CONTRACT, I= INTER GOVERNMENTAL



TEXAS HISTORICALLY UNDERUTILIZED BUSINESS (HUB) SEMI-ANNUAL REPORT RECEIVED FOR FISCAL YEAR 2025

SECTION VII - STATE AGENCY EXPENDITURE DATA

FUND TYPE	TOTAL EXPENDITURE	TOTAL SPENT WITH HUBS AMOUNT / %	BLACK AMOUNT / %	HISPANIC AMOUNT / %	WOMAN AMOUNT / %	ASIAN PACIFIC AMOUNT / %	NATIVE AMERICAN AMOUNT / %	SERVICE-DISABLED VETERAN AMOUNT / %
-----------	-------------------	----------------------------------	------------------	---------------------	------------------	--------------------------	----------------------------	-------------------------------------

768 - TEXAS TECH UNIV SYSTEM - HEAVY CONSTRUCTION UNADJUSTED GOAL IS 11.2%

T	0	0 / 0%	0 / 0%	0 / 0%	0 / 0%	0 / 0%	0 / 0%	0 / 0%
N	0	0 / 0%	0 / 0%	0 / 0%	0 / 0%	0 / 0%	0 / 0%	0 / 0%
S	***	0 / 0%	0 / 0%	0 / 0%	0 / 0%	0 / 0%	0 / 0%	0 / 0%
-TC	0	0 / 0%	0 / 0%	0 / 0%	0 / 0%	0 / 0%	0 / 0%	0 / 0%
-I	0	0 / 0%	0 / 0%	0 / 0%	0 / 0%	0 / 0%	0 / 0%	0 / 0%
	0	0 / 0%	0 / 0%	0 / 0%	0 / 0%	0 / 0%	0 / 0%	0 / 0%

768 - TEXAS TECH UNIV SYSTEM - BUILDING CONSTRUCTION UNADJUSTED GOAL IS 21.1%

T	0	0 / 0%	0 / 0%	0 / 0%	0 / 0%	0 / 0%	0 / 0%	0 / 0%
N	0	0 / 0%	0 / 0%	0 / 0%	0 / 0%	0 / 0%	0 / 0%	0 / 0%
S	***	0 / 0%	0 / 0%	0 / 0%	0 / 0%	0 / 0%	0 / 0%	0 / 0%
-TC	0	0 / 0%	0 / 0%	0 / 0%	0 / 0%	0 / 0%	0 / 0%	0 / 0%
-I	0	0 / 0%	0 / 0%	0 / 0%	0 / 0%	0 / 0%	0 / 0%	0 / 0%
	0	0 / 0%	0 / 0%	0 / 0%	0 / 0%	0 / 0%	0 / 0%	0 / 0%

768 - TEXAS TECH UNIV SYSTEM - SPECIAL TRADE UNADJUSTED GOAL IS 32.9%

T	0	0 / 0%	0 / 0%	0 / 0%	0 / 0%	0 / 0%	0 / 0%	0 / 0%
N	\$36,547	0 / 0%	0 / 0%	0 / 0%	0 / 0%	0 / 0%	0 / 0%	0 / 0%
S	***	0 / 0%	0 / 0%	0 / 0%	0 / 0%	0 / 0%	0 / 0%	0 / 0%
-TC	0	0 / 0%	0 / 0%	0 / 0%	0 / 0%	0 / 0%	0 / 0%	0 / 0%
-I	0	0 / 0%	0 / 0%	0 / 0%	0 / 0%	0 / 0%	0 / 0%	0 / 0%
	\$36,547	0 / 0%	0 / 0%	0 / 0%	0 / 0%	0 / 0%	0 / 0%	0 / 0%

*** DOLLARS REPORTED BUT NOT SHOWN IN THESE COLUMNS. T=TREASURY, N=NON-TREASURY, S=SUBCONTRACTOR FUNDS & PROCUREMENT CARD HUB PURCHASES, TC=TERM CONTRACT, I= INTER GOVERNMENTAL



TEXAS HISTORICALLY UNDERUTILIZED BUSINESS (HUB) SEMI-ANNUAL REPORT RECEIVED FOR FISCAL YEAR 2025

SECTION VII - STATE AGENCY EXPENDITURE DATA

FUND TYPE	TOTAL EXPENDITURE	TOTAL SPENT WITH HUBS AMOUNT / %	BLACK AMOUNT / %	HISPANIC AMOUNT / %	WOMAN AMOUNT / %	ASIAN PACIFIC AMOUNT / %	NATIVE AMERICAN AMOUNT / %	SERVICE-DISABLED VETERAN AMOUNT / %
-----------	-------------------	----------------------------------	------------------	---------------------	------------------	--------------------------	----------------------------	-------------------------------------

768 - TEXAS TECH UNIV SYSTEM - PROFESSIONAL SERVICES UNADJUSTED GOAL IS 23.7%

T	0	0 / 0%	0 / 0%	0 / 0%	0 / 0%	0 / 0%	0 / 0%	0 / 0%
N	\$215,350	0 / 0%	0 / 0%	0 / 0%	0 / 0%	0 / 0%	0 / 0%	0 / 0%
S	***	0 / 0%	0 / 0%	0 / 0%	0 / 0%	0 / 0%	0 / 0%	0 / 0%
-TC	0	0 / 0%	0 / 0%	0 / 0%	0 / 0%	0 / 0%	0 / 0%	0 / 0%
-I	0	0 / 0%	0 / 0%	0 / 0%	0 / 0%	0 / 0%	0 / 0%	0 / 0%
	\$215,350	0 / 0%	0 / 0%	0 / 0%	0 / 0%	0 / 0%	0 / 0%	0 / 0%

768 - TEXAS TECH UNIV SYSTEM - OTHER SERVICES UNADJUSTED GOAL IS 26%

T	0	0 / 0%	0 / 0%	0 / 0%	0 / 0%	0 / 0%	0 / 0%	0 / 0%
N	\$10,648,186	\$727,366 / 6.83%	\$694,023 / 6.52%	\$7,873 / 0.07%	\$25,469 / 0.24%	0 / 0%	0 / 0%	0 / 0%
S	***	0 / 0%	0 / 0%	0 / 0%	0 / 0%	0 / 0%	0 / 0%	0 / 0%
-TC	0	0 / 0%	0 / 0%	0 / 0%	0 / 0%	0 / 0%	0 / 0%	0 / 0%
-I	0	0 / 0%	0 / 0%	0 / 0%	0 / 0%	0 / 0%	0 / 0%	0 / 0%
	\$10,648,186	\$727,366 / 6.83%	\$694,023 / 6.52%	\$7,873 / 0.07%	\$25,469 / 0.24%	0 / 0%	0 / 0%	0 / 0%

768 - TEXAS TECH UNIV SYSTEM - COMMODITY PURCHASING UNADJUSTED GOAL IS 21.1%

T	0	0 / 0%	0 / 0%	0 / 0%	0 / 0%	0 / 0%	0 / 0%	0 / 0%
N	\$1,740,026	\$640,332 / 36.80%	\$632,583 / 36.35%	\$3,544 / 0.20%	\$4,204 / 0.24%	0 / 0%	0 / 0%	0 / 0%
S	***	0 / 0%	0 / 0%	0 / 0%	0 / 0%	0 / 0%	0 / 0%	0 / 0%
-TC	0	0 / 0%	0 / 0%	0 / 0%	0 / 0%	0 / 0%	0 / 0%	0 / 0%
-I	0	0 / 0%	0 / 0%	0 / 0%	0 / 0%	0 / 0%	0 / 0%	0 / 0%
	\$1,740,026	\$640,332 / 36.80%	\$632,583 / 36.35%	\$3,544 / 0.20%	\$4,204 / 0.24%	0 / 0%	0 / 0%	0 / 0%

*** DOLLARS REPORTED BUT NOT SHOWN IN THESE COLUMNS. T=TREASURY, N=NON-TREASURY, S=SUBCONTRACTOR FUNDS & PROCUREMENT CARD HUB PURCHASES, TC=TERM CONTRACT, I= INTER GOVERNMENTAL



TEXAS HISTORICALLY UNDERUTILIZED BUSINESS (HUB) SEMI-ANNUAL REPORT RECEIVED FOR FISCAL YEAR 2025

SECTION VII - STATE AGENCY EXPENDITURE DATA

FUND TYPE	TOTAL EXPENDITURE	TOTAL SPENT WITH HUBS AMOUNT / %	BLACK AMOUNT / %	HISPANIC AMOUNT / %	WOMAN AMOUNT / %	ASIAN PACIFIC AMOUNT / %	NATIVE AMERICAN AMOUNT / %	SERVICE-DISABLED VETERAN AMOUNT / %
768 - TEXAS TECH UNIV SYSTEM - Statewide Grand Total Expenditures								
T	0	0 / 0%	0 / 0%	0 / 0%	0 / 0%	0 / 0%	0 / 0%	0 / 0%
N	\$12,640,110	\$1,367,697 / 10.82%	\$1,326,606 / 10.50%	\$11,418 / 0.09%	\$29,674 / 0.23%	0 / 0%	0 / 0%	0 / 0%
S	***	0 / 0%	0 / 0%	0 / 0%	0 / 0%	0 / 0%	0 / 0%	0 / 0%
-TC	0	0 / 0%	0 / 0%	0 / 0%	0 / 0%	0 / 0%	0 / 0%	0 / 0%
-I	0	0 / 0%	0 / 0%	0 / 0%	0 / 0%	0 / 0%	0 / 0%	0 / 0%
	\$12,640,110	\$1,367,697 / 10.82%	\$1,326,606 / 10.50%	\$11,418 / 0.09%	\$29,674 / 0.23%	0 / 0%	0 / 0%	0 / 0%

*** DOLLARS REPORTED BUT NOT SHOWN IN THESE COLUMNS. T=TREASURY, N=NON-TREASURY, S=SUBCONTRACTOR FUNDS & PROCUREMENT CARD HUB PURCHASES, TC=TERM CONTRACT, I= INTER GOVERNMENTAL



TEXAS HISTORICALLY UNDERUTILIZED BUSINESS (HUB) SEMI-ANNUAL REPORT RECEIVED FOR FISCAL YEAR 2025

SECTION VII - STATE AGENCY EXPENDITURE DATA

FUND TYPE	TOTAL EXPENDITURE	TOTAL SPENT WITH HUBS AMOUNT / %	BLACK AMOUNT / %	HISPANIC AMOUNT / %	WOMAN AMOUNT / %	ASIAN PACIFIC AMOUNT / %	NATIVE AMERICAN AMOUNT / %	SERVICE- DISABLED VETERAN AMOUNT / %
-----------	-------------------	-------------------------------------	---------------------	------------------------	---------------------	--------------------------------	----------------------------------	---

769 - UNIVERSITY OF NORTH TEXAS SYSTEM - HEAVY CONSTRUCTION UNADJUSTED GOAL IS 11.2%

T	0	0 / 0%	0 / 0%	0 / 0%	0 / 0%	0 / 0%	0 / 0%	0 / 0%
N	0	0 / 0%	0 / 0%	0 / 0%	0 / 0%	0 / 0%	0 / 0%	0 / 0%
S	***	0 / 0%	0 / 0%	0 / 0%	0 / 0%	0 / 0%	0 / 0%	0 / 0%
-TC	0	0 / 0%	0 / 0%	0 / 0%	0 / 0%	0 / 0%	0 / 0%	0 / 0%
-I	0	0 / 0%	0 / 0%	0 / 0%	0 / 0%	0 / 0%	0 / 0%	0 / 0%
	0	0 / 0%	0 / 0%	0 / 0%	0 / 0%	0 / 0%	0 / 0%	0 / 0%

769 - UNIVERSITY OF NORTH TEXAS SYSTEM - BUILDING CONSTRUCTION UNADJUSTED GOAL IS 21.1%

T	0	0 / 0%	0 / 0%	0 / 0%	0 / 0%	0 / 0%	0 / 0%	0 / 0%
N	\$23,279,455	\$10,014 / 0.04%	0 / 0%	0 / 0%	\$3,819 / 0.02%	\$6,195 / 0.03%	0 / 0%	0 / 0%
S	***	\$5,700,191 / 24.54%	\$434,381 / 1.87%	\$1,124,021 / 4.84%	\$3,369,227 / 14.50%	\$149,829 / 0.65%	\$622,733 / 2.68%	0 / 0%
-TC	0	0 / 0%	0 / 0%	0 / 0%	0 / 0%	0 / 0%	0 / 0%	0 / 0%
-I	0	0 / 0%	0 / 0%	0 / 0%	0 / 0%	0 / 0%	0 / 0%	0 / 0%
	\$23,279,455	\$5,710,205 / 24.58%	\$434,381 / 1.87%	\$1,124,021 / 4.84%	\$3,373,046 / 14.52%	\$156,024 / 0.67%	\$622,733 / 2.68%	0 / 0%

769 - UNIVERSITY OF NORTH TEXAS SYSTEM - SPECIAL TRADE UNADJUSTED GOAL IS 32.9%

T	0	0 / 0%	0 / 0%	0 / 0%	0 / 0%	0 / 0%	0 / 0%	0 / 0%
N	\$642,444	0 / 0%	0 / 0%	0 / 0%	0 / 0%	0 / 0%	0 / 0%	0 / 0%
S	***	0 / 0%	0 / 0%	0 / 0%	0 / 0%	0 / 0%	0 / 0%	0 / 0%
-TC	0	0 / 0%	0 / 0%	0 / 0%	0 / 0%	0 / 0%	0 / 0%	0 / 0%
-I	0	0 / 0%	0 / 0%	0 / 0%	0 / 0%	0 / 0%	0 / 0%	0 / 0%
	\$642,444	0 / 0%	0 / 0%	0 / 0%	0 / 0%	0 / 0%	0 / 0%	0 / 0%

*** DOLLARS REPORTED BUT NOT SHOWN IN THESE COLUMNS. T=TREASURY, N=NON-TREASURY, S=SUBCONTRACTOR FUNDS & PROCUREMENT CARD HUB PURCHASES, TC=TERM CONTRACT, I= INTER GOVERNMENT



TEXAS HISTORICALLY UNDERUTILIZED BUSINESS (HUB) SEMI-ANNUAL REPORT RECEIVED FOR FISCAL YEAR 2025

SECTION VII - STATE AGENCY EXPENDITURE DATA

FUND TYPE	TOTAL EXPENDITURE	TOTAL SPENT WITH HUBS AMOUNT / %	BLACK AMOUNT / %	HISPANIC AMOUNT / %	WOMAN AMOUNT / %	ASIAN PACIFIC AMOUNT / %	NATIVE AMERICAN AMOUNT / %	SERVICE-DISABLED VETERAN AMOUNT / %
-----------	-------------------	----------------------------------	------------------	---------------------	------------------	--------------------------	----------------------------	-------------------------------------

769 - UNIVERSITY OF NORTH TEXAS SYSTEM - PROFESSIONAL SERVICES UNADJUSTED GOAL IS 23.7%

T	0	0 / 0%	0 / 0%	0 / 0%	0 / 0%	0 / 0%	0 / 0%	0 / 0%
N	\$252,253	\$50,768 / 20.13%	\$3,188 / 1.26%	0 / 0%	\$47,580 / 18.86%	0 / 0%	0 / 0%	0 / 0%
S	***	0 / 0%	0 / 0%	0 / 0%	0 / 0%	0 / 0%	0 / 0%	0 / 0%
-TC	0	0 / 0%	0 / 0%	0 / 0%	0 / 0%	0 / 0%	0 / 0%	0 / 0%
-I	0	0 / 0%	0 / 0%	0 / 0%	0 / 0%	0 / 0%	0 / 0%	0 / 0%
	\$252,253	\$50,768 / 20.13%	\$3,188 / 1.26%	0 / 0%	\$47,580 / 18.86%	0 / 0%	0 / 0%	0 / 0%

769 - UNIVERSITY OF NORTH TEXAS SYSTEM - OTHER SERVICES UNADJUSTED GOAL IS 26%

T	0	0 / 0%	0 / 0%	0 / 0%	0 / 0%	0 / 0%	0 / 0%	0 / 0%
N	\$5,171,695	\$167,334 / 3.24%	\$18,558 / 0.36%	\$61,438 / 1.19%	\$87,338 / 1.69%	0 / 0%	0 / 0%	0 / 0%
S	***	\$797 / 0.23%	0 / 0%	0 / 0%	0 / 0%	\$797 / 0.23%	0 / 0%	0 / 0%
-TC	0	0 / 0%	0 / 0%	0 / 0%	0 / 0%	0 / 0%	0 / 0%	0 / 0%
-I	0	0 / 0%	0 / 0%	0 / 0%	0 / 0%	0 / 0%	0 / 0%	0 / 0%
	\$5,171,695	\$168,131 / 3.47%	\$18,558 / 0.36%	\$61,438 / 1.19%	\$87,338 / 1.69%	\$797 / 0.23%	0 / 0%	0 / 0%

769 - UNIVERSITY OF NORTH TEXAS SYSTEM - COMMODITY PURCHASING UNADJUSTED GOAL IS 21.1%

T	0	0 / 0%	0 / 0%	0 / 0%	0 / 0%	0 / 0%	0 / 0%	0 / 0%
N	\$8,671,090	\$1,415,886 / 16.33%	\$1,371,290 / 15.81%	\$7,569 / 0.09%	\$37,026 / 0.43%	0 / 0%	0 / 0%	0 / 0%
S	***	\$4,367 / 5.01%	0 / 0%	\$4,133 / 4.74%	\$234 / 0.27%	0 / 0%	0 / 0%	0 / 0%
-TC	0	0 / 0%	0 / 0%	0 / 0%	0 / 0%	0 / 0%	0 / 0%	0 / 0%
-I	0	0 / 0%	0 / 0%	0 / 0%	0 / 0%	0 / 0%	0 / 0%	0 / 0%
	\$8,671,090	\$1,420,253 / 21.34%	\$1,371,290 / 15.81%	\$11,703 / 4.83%	\$37,260 / 0.70%	0 / 0%	0 / 0%	0 / 0%

*** DOLLARS REPORTED BUT NOT SHOWN IN THESE COLUMNS. T=TREASURY, N=NON-TREASURY, S=SUBCONTRACTOR FUNDS & PROCUREMENT CARD HUB PURCHASES, TC=TERM CONTRACT, I= INTER GOVERNMENTAL



TEXAS HISTORICALLY UNDERUTILIZED BUSINESS (HUB) SEMI-ANNUAL REPORT RECEIVED FOR FISCAL YEAR 2025

SECTION VII - STATE AGENCY EXPENDITURE DATA

FUND TYPE	TOTAL EXPENDITURE	TOTAL SPENT WITH HUBS AMOUNT / %	BLACK AMOUNT / %	HISPANIC AMOUNT / %	WOMAN AMOUNT / %	ASIAN PACIFIC AMOUNT / %	NATIVE AMERICAN AMOUNT / %	SERVICE-DISABLED VETERAN AMOUNT / %
769 - UNIVERSITY OF NORTH TEXAS SYSTEM - Statewide Grand Total Expenditures								
T	0	0 / 0%	0 / 0%	0 / 0%	0 / 0%	0 / 0%	0 / 0%	0 / 0%
N	\$38,016,938	\$1,644,001 / 4.32%	\$1,393,036 / 3.66%	\$69,007 / 0.18%	\$175,763 / 0.46%	\$6,195 / 0.02%	0 / 0%	0 / 0%
S	***	\$5,705,355 / 24.11%	\$434,381 / 1.84%	\$1,128,154 / 4.77%	\$3,369,461 / 14.24%	\$150,626 / 0.64%	\$622,733 / 2.63%	0 / 0%
-TC	0	0 / 0%	0 / 0%	0 / 0%	0 / 0%	0 / 0%	0 / 0%	0 / 0%
-I	0	0 / 0%	0 / 0%	0 / 0%	0 / 0%	0 / 0%	0 / 0%	0 / 0%
	\$38,016,938	\$7,349,356 / 28.44%	\$1,827,417 / 5.50%	\$1,197,161 / 4.95%	\$3,545,224 / 14.70%	\$156,821 / 0.65%	\$622,733 / 2.63%	0 / 0%

*** DOLLARS REPORTED BUT NOT SHOWN IN THESE COLUMNS. T=TREASURY, N=NON-TREASURY, S=SUBCONTRACTOR FUNDS & PROCUREMENT CARD HUB PURCHASES, TC=TERM CONTRACT, I= INTER GOVERNMENTAL



TEXAS HISTORICALLY UNDERUTILIZED BUSINESS (HUB) SEMI-ANNUAL REPORT RECEIVED FOR FISCAL YEAR 2025

SECTION VII - STATE AGENCY EXPENDITURE DATA

FUND TYPE	TOTAL EXPENDITURE	TOTAL SPENT WITH HUBS AMOUNT / %	BLACK AMOUNT / %	HISPANIC AMOUNT / %	WOMAN AMOUNT / %	ASIAN PACIFIC AMOUNT / %	NATIVE AMERICAN AMOUNT / %	SERVICE- DISABLED VETERAN AMOUNT / %
-----------	-------------------	-------------------------------------	---------------------	------------------------	---------------------	--------------------------------	----------------------------------	---

770 - TEXAS A&M UNIVERSITY - CENTRAL TEXAS - HEAVY CONSTRUCTION UNADJUSTED GOAL IS 11.2%

T	0	0 / 0%	0 / 0%	0 / 0%	0 / 0%	0 / 0%	0 / 0%	0 / 0%
N	0	0 / 0%	0 / 0%	0 / 0%	0 / 0%	0 / 0%	0 / 0%	0 / 0%
S	***	0 / 0%	0 / 0%	0 / 0%	0 / 0%	0 / 0%	0 / 0%	0 / 0%
-TC	0	0 / 0%	0 / 0%	0 / 0%	0 / 0%	0 / 0%	0 / 0%	0 / 0%
-I	0	0 / 0%	0 / 0%	0 / 0%	0 / 0%	0 / 0%	0 / 0%	0 / 0%
	0	0 / 0%	0 / 0%	0 / 0%	0 / 0%	0 / 0%	0 / 0%	0 / 0%

770 - TEXAS A&M UNIVERSITY - CENTRAL TEXAS - BUILDING CONSTRUCTION UNADJUSTED GOAL IS 21.1%

T	0	0 / 0%	0 / 0%	0 / 0%	0 / 0%	0 / 0%	0 / 0%	0 / 0%
N	\$4,134	0 / 0%	0 / 0%	0 / 0%	0 / 0%	0 / 0%	0 / 0%	0 / 0%
S	***	0 / 0%	0 / 0%	0 / 0%	0 / 0%	0 / 0%	0 / 0%	0 / 0%
-TC	0	0 / 0%	0 / 0%	0 / 0%	0 / 0%	0 / 0%	0 / 0%	0 / 0%
-I	0	0 / 0%	0 / 0%	0 / 0%	0 / 0%	0 / 0%	0 / 0%	0 / 0%
	\$4,134	0 / 0%	0 / 0%	0 / 0%	0 / 0%	0 / 0%	0 / 0%	0 / 0%

770 - TEXAS A&M UNIVERSITY - CENTRAL TEXAS - SPECIAL TRADE UNADJUSTED GOAL IS 32.9%

T	0	0 / 0%	0 / 0%	0 / 0%	0 / 0%	0 / 0%	0 / 0%	0 / 0%
N	\$1,632,526	\$4,250 / 0.26%	0 / 0%	0 / 0%	0 / 0%	0 / 0%	0 / 0%	\$4,250 / 0.26%
S	***	\$228,529 / 27.94%	\$4,625 / 0.57%	\$22,953 / 2.81%	\$200,951 / 24.57%	0 / 0%	0 / 0%	0 / 0%
-TC	0	0 / 0%	0 / 0%	0 / 0%	0 / 0%	0 / 0%	0 / 0%	0 / 0%
-I	0	0 / 0%	0 / 0%	0 / 0%	0 / 0%	0 / 0%	0 / 0%	0 / 0%
	\$1.632.526	\$232.779 / 28.20%	\$4.625 / 0.57%	\$22.953 / 2.81%	\$200.951 / 24.57%	0 / 0%	0 / 0%	\$4.250 / 0.26%

*** DOLLARS REPORTED BUT NOT SHOWN IN THESE COLUMNS. T=TREASURY, N=NON-TREASURY, S=SUBCONTRACTOR FUNDS & PROCUREMENT CARD HUB PURCHASES, TC=TERM CONTRACT, I= INTER GOVERNMENT



TEXAS HISTORICALLY UNDERUTILIZED BUSINESS (HUB) SEMI-ANNUAL REPORT RECEIVED FOR FISCAL YEAR 2025

SECTION VII - STATE AGENCY EXPENDITURE DATA

FUND TYPE	TOTAL EXPENDITURE	TOTAL SPENT WITH HUBS AMOUNT / %	BLACK AMOUNT / %	HISPANIC AMOUNT / %	WOMAN AMOUNT / %	ASIAN PACIFIC AMOUNT / %	NATIVE AMERICAN AMOUNT / %	SERVICE- DISABLED VETERAN AMOUNT / %
-----------	-------------------	-------------------------------------	---------------------	------------------------	---------------------	--------------------------------	----------------------------------	---

770 - TEXAS A&M UNIVERSITY - CENTRAL TEXAS - PROFESSIONAL SERVICES UNADJUSTED GOAL IS 23.7%

T	0	0 / 0%	0 / 0%	0 / 0%	0 / 0%	0 / 0%	0 / 0%	0 / 0%
N	0	0 / 0%	0 / 0%	0 / 0%	0 / 0%	0 / 0%	0 / 0%	0 / 0%
S	***	0 / 0%	0 / 0%	0 / 0%	0 / 0%	0 / 0%	0 / 0%	0 / 0%
-TC	0	0 / 0%	0 / 0%	0 / 0%	0 / 0%	0 / 0%	0 / 0%	0 / 0%
-I	0	0 / 0%	0 / 0%	0 / 0%	0 / 0%	0 / 0%	0 / 0%	0 / 0%
	0	0 / 0%	0 / 0%	0 / 0%	0 / 0%	0 / 0%	0 / 0%	0 / 0%

770 - TEXAS A&M UNIVERSITY - CENTRAL TEXAS - OTHER SERVICES UNADJUSTED GOAL IS 26%

T	\$-7	0 / 0%	0 / 0%	0 / 0%	0 / 0%	0 / 0%	0 / 0%	0 / 0%
N	\$2,748,733	\$377,199 / 13.72%	\$10,530 / 0.38%	0 / 0%	\$366,668 / 13.34%	0 / 0%	0 / 0%	0 / 0%
S	***	\$219,050 / 14.96%	0 / 0%	\$200,564 / 13.70%	\$18,485 / 1.26%	0 / 0%	0 / 0%	0 / 0%
-TC	0	0 / 0%	0 / 0%	0 / 0%	0 / 0%	0 / 0%	0 / 0%	0 / 0%
-I	0	0 / 0%	0 / 0%	0 / 0%	0 / 0%	0 / 0%	0 / 0%	0 / 0%
	\$2,748,726	\$596,248 / 28.68%	\$10,530 / 0.38%	\$200,564 / 13.70%	\$385,154 / 14.60%	0 / 0%	0 / 0%	0 / 0%

770 - TEXAS A&M UNIVERSITY - CENTRAL TEXAS - COMMODITY PURCHASING UNADJUSTED GOAL IS 21.1%

T	\$-2,857	0 / 0%	0 / 0%	0 / 0%	0 / 0%	0 / 0%	0 / 0%	0 / 0%
N	\$1,725,706	\$326,219 / 18.90%	\$260,956 / 15.12%	0 / 0%	\$36,169 / 2.10%	0 / 0%	\$29,094 / 1.69%	0 / 0%
S	***	\$56,556 / 5.93%	\$7,193 / 0.75%	\$710 / 0.07%	\$48,149 / 5.05%	\$505 / 0.05%	0 / 0%	0 / 0%
-TC	0	0 / 0%	0 / 0%	0 / 0%	0 / 0%	0 / 0%	0 / 0%	0 / 0%
-I	0	0 / 0%	0 / 0%	0 / 0%	0 / 0%	0 / 0%	0 / 0%	0 / 0%
	\$1,722,849	\$382,776 / 24.83%	\$268,149 / 15.88%	\$710 / 0.07%	\$84,317 / 7.14%	\$505 / 0.05%	\$29,094 / 1.69%	0 / 0%

*** DOLLARS REPORTED BUT NOT SHOWN IN THESE COLUMNS. T=TREASURY, N=NON-TREASURY, S=SUBCONTRACTOR FUNDS & PROCUREMENT CARD HUB PURCHASES, TC=TERM CONTRACT, I= INTER GOVERNMENT



TEXAS HISTORICALLY UNDERUTILIZED BUSINESS (HUB) SEMI-ANNUAL REPORT RECEIVED FOR FISCAL YEAR 2025

SECTION VII - STATE AGENCY EXPENDITURE DATA

FUND TYPE	TOTAL EXPENDITURE	TOTAL SPENT WITH HUBS AMOUNT / %	BLACK AMOUNT / %	HISPANIC AMOUNT / %	WOMAN AMOUNT / %	ASIAN PACIFIC AMOUNT / %	NATIVE AMERICAN AMOUNT / %	SERVICE-DISABLED VETERAN AMOUNT / %
770 - TEXAS A&M UNIVERSITY - CENTRAL TEXAS - Statewide Grand Total Expenditures								
T	\$-2,864	0 / 0%	0 / 0%	0 / 0%	0 / 0%	0 / 0%	0 / 0%	0 / 0%
N	\$6,111,099	\$707,668 / 11.58%	\$271,487 / 4.44%	0 / 0%	\$402,837 / 6.59%	0 / 0%	\$29,094 / 0.48%	\$4,250 / 0.07%
S	***	\$504,135 / 15.58%	\$11,818 / 0.37%	\$224,227 / 6.93%	\$267,585 / 8.27%	\$505 / 0.02%	0 / 0%	0 / 0%
-TC	0	0 / 0%	0 / 0%	0 / 0%	0 / 0%	0 / 0%	0 / 0%	0 / 0%
-I	0	0 / 0%	0 / 0%	0 / 0%	0 / 0%	0 / 0%	0 / 0%	0 / 0%
	\$6,108,236	\$1,211,803 / 27.16%	\$283,305 / 4.81%	\$224,227 / 6.93%	\$670,422 / 14.86%	\$505 / 0.02%	\$29,094 / 0.48%	\$4,250 / 0.07%

*** DOLLARS REPORTED BUT NOT SHOWN IN THESE COLUMNS. T=TREASURY, N=NON-TREASURY, S=SUBCONTRACTOR FUNDS & PROCUREMENT CARD HUB PURCHASES, TC=TERM CONTRACT, I= INTER GOVERNMENTAL



TEXAS HISTORICALLY UNDERUTILIZED BUSINESS (HUB) SEMI-ANNUAL REPORT RECEIVED FOR FISCAL YEAR 2025

SECTION VII - STATE AGENCY EXPENDITURE DATA

FUND TYPE	TOTAL EXPENDITURE	TOTAL SPENT WITH HUBS AMOUNT / %	BLACK AMOUNT / %	HISPANIC AMOUNT / %	WOMAN AMOUNT / %	ASIAN PACIFIC AMOUNT / %	NATIVE AMERICAN AMOUNT / %	SERVICE- DISABLED VETERAN AMOUNT / %
-----------	-------------------	-------------------------------------	---------------------	------------------------	---------------------	--------------------------------	----------------------------------	---

771 - SCHOOL/BLIND AND VISUALLY IMPAIRED - HEAVY CONSTRUCTION UNADJUSTED GOAL IS 11.2%

T	0	0 / 0%	0 / 0%	0 / 0%	0 / 0%	0 / 0%	0 / 0%	0 / 0%
N	0	0 / 0%	0 / 0%	0 / 0%	0 / 0%	0 / 0%	0 / 0%	0 / 0%
S	***	0 / 0%	0 / 0%	0 / 0%	0 / 0%	0 / 0%	0 / 0%	0 / 0%
-TC	0	0 / 0%	0 / 0%	0 / 0%	0 / 0%	0 / 0%	0 / 0%	0 / 0%
-I	0	0 / 0%	0 / 0%	0 / 0%	0 / 0%	0 / 0%	0 / 0%	0 / 0%
	0	0 / 0%	0 / 0%	0 / 0%	0 / 0%	0 / 0%	0 / 0%	0 / 0%

771 - SCHOOL/BLIND AND VISUALLY IMPAIRED - BUILDING CONSTRUCTION UNADJUSTED GOAL IS 21.1%

T	0	0 / 0%	0 / 0%	0 / 0%	0 / 0%	0 / 0%	0 / 0%	0 / 0%
N	0	0 / 0%	0 / 0%	0 / 0%	0 / 0%	0 / 0%	0 / 0%	0 / 0%
S	***	0 / 0%	0 / 0%	0 / 0%	0 / 0%	0 / 0%	0 / 0%	0 / 0%
-TC	0	0 / 0%	0 / 0%	0 / 0%	0 / 0%	0 / 0%	0 / 0%	0 / 0%
-I	0	0 / 0%	0 / 0%	0 / 0%	0 / 0%	0 / 0%	0 / 0%	0 / 0%
	0	0 / 0%	0 / 0%	0 / 0%	0 / 0%	0 / 0%	0 / 0%	0 / 0%

771 - SCHOOL/BLIND AND VISUALLY IMPAIRED - SPECIAL TRADE UNADJUSTED GOAL IS 32.9%

T	\$3,633	0 / 0%	0 / 0%	0 / 0%	0 / 0%	0 / 0%	0 / 0%	0 / 0%
N	0	0 / 0%	0 / 0%	0 / 0%	0 / 0%	0 / 0%	0 / 0%	0 / 0%
S	***	0 / 0%	0 / 0%	0 / 0%	0 / 0%	0 / 0%	0 / 0%	0 / 0%
-TC	0	0 / 0%	0 / 0%	0 / 0%	0 / 0%	0 / 0%	0 / 0%	0 / 0%
-I	0	0 / 0%	0 / 0%	0 / 0%	0 / 0%	0 / 0%	0 / 0%	0 / 0%
	\$3,633	0 / 0%	0 / 0%	0 / 0%	0 / 0%	0 / 0%	0 / 0%	0 / 0%

*** DOLLARS REPORTED BUT NOT SHOWN IN THESE COLUMNS. T=TREASURY, N=NON-TREASURY, S=SUBCONTRACTOR FUNDS & PROCUREMENT CARD HUB PURCHASES, TC=TERM CONTRACT, I= INTER GOVERNMENT



TEXAS HISTORICALLY UNDERUTILIZED BUSINESS (HUB) SEMI-ANNUAL REPORT RECEIVED FOR FISCAL YEAR 2025

SECTION VII - STATE AGENCY EXPENDITURE DATA

FUND TYPE	TOTAL EXPENDITURE	TOTAL SPENT WITH HUBS AMOUNT / %	BLACK AMOUNT / %	HISPANIC AMOUNT / %	WOMAN AMOUNT / %	ASIAN PACIFIC AMOUNT / %	NATIVE AMERICAN AMOUNT / %	SERVICE-DISABLED VETERAN AMOUNT / %
-----------	-------------------	----------------------------------	------------------	---------------------	------------------	--------------------------	----------------------------	-------------------------------------

771 - SCHOOL/BLIND AND VISUALLY IMPAIRED - PROFESSIONAL SERVICES UNADJUSTED GOAL IS 23.7%

T	\$18,701	0 / 0%	0 / 0%	0 / 0%	0 / 0%	0 / 0%	0 / 0%	0 / 0%
N	0	0 / 0%	0 / 0%	0 / 0%	0 / 0%	0 / 0%	0 / 0%	0 / 0%
S	***	0 / 0%	0 / 0%	0 / 0%	0 / 0%	0 / 0%	0 / 0%	0 / 0%
-TC	0	0 / 0%	0 / 0%	0 / 0%	0 / 0%	0 / 0%	0 / 0%	0 / 0%
-I	0	0 / 0%	0 / 0%	0 / 0%	0 / 0%	0 / 0%	0 / 0%	0 / 0%
	\$18,701	0 / 0%	0 / 0%	0 / 0%	0 / 0%	0 / 0%	0 / 0%	0 / 0%

771 - SCHOOL/BLIND AND VISUALLY IMPAIRED - OTHER SERVICES UNADJUSTED GOAL IS 26%

T	\$893,631	\$77,497 / 8.67%	0 / 0%	\$4,042 / 0.45%	\$73,455 / 8.22%	0 / 0%	0 / 0%	0 / 0%
N	0	0 / 0%	0 / 0%	0 / 0%	0 / 0%	0 / 0%	0 / 0%	0 / 0%
S	***	0 / 0%	0 / 0%	0 / 0%	0 / 0%	0 / 0%	0 / 0%	0 / 0%
-TC	\$1,100	0 / 0%	0 / 0%	0 / 0%	0 / 0%	0 / 0%	0 / 0%	0 / 0%
-I	0	0 / 0%	0 / 0%	0 / 0%	0 / 0%	0 / 0%	0 / 0%	0 / 0%
	\$892,530	\$77,497 / 8.67%	0 / 0%	\$4,042 / 0.45%	\$73,455 / 8.22%	0 / 0%	0 / 0%	0 / 0%

771 - SCHOOL/BLIND AND VISUALLY IMPAIRED - COMMODITY PURCHASING UNADJUSTED GOAL IS 21.1%

T	\$672,041	0 / 0%	0 / 0%	0 / 0%	0 / 0%	0 / 0%	0 / 0%	0 / 0%
N	0	0 / 0%	0 / 0%	0 / 0%	0 / 0%	0 / 0%	0 / 0%	0 / 0%
S	***	0 / 0%	0 / 0%	0 / 0%	0 / 0%	0 / 0%	0 / 0%	0 / 0%
-TC	\$3,462	0 / 0%	0 / 0%	0 / 0%	0 / 0%	0 / 0%	0 / 0%	0 / 0%
-I	0	0 / 0%	0 / 0%	0 / 0%	0 / 0%	0 / 0%	0 / 0%	0 / 0%
	\$668,580	0 / 0%	0 / 0%	0 / 0%	0 / 0%	0 / 0%	0 / 0%	0 / 0%

*** DOLLARS REPORTED BUT NOT SHOWN IN THESE COLUMNS. T=TREASURY, N=NON-TREASURY, S=SUBCONTRACTOR FUNDS & PROCUREMENT CARD HUB PURCHASES, TC=TERM CONTRACT, I= INTER GOVERNMENTAL



TEXAS HISTORICALLY UNDERUTILIZED BUSINESS (HUB) SEMI-ANNUAL REPORT RECEIVED FOR FISCAL YEAR 2025

SECTION VII - STATE AGENCY EXPENDITURE DATA

FUND TYPE	TOTAL EXPENDITURE	TOTAL SPENT WITH HUBS AMOUNT / %	BLACK AMOUNT / %	HISPANIC AMOUNT / %	WOMAN AMOUNT / %	ASIAN PACIFIC AMOUNT / %	NATIVE AMERICAN AMOUNT / %	SERVICE-DISABLED VETERAN AMOUNT / %
771 - SCHOOL/BLIND AND VISUALLY IMPAIRED - Statewide Grand Total Expenditures								
T	\$1,588,006	\$77,497 / 4.88%	0 / 0%	\$4,042 / 0.25%	\$73,455 / 4.63%	0 / 0%	0 / 0%	0 / 0%
N	0	0 / 0%	0 / 0%	0 / 0%	0 / 0%	0 / 0%	0 / 0%	0 / 0%
S	***	0 / 0%	0 / 0%	0 / 0%	0 / 0%	0 / 0%	0 / 0%	0 / 0%
-TC	\$4,562	0 / 0%	0 / 0%	0 / 0%	0 / 0%	0 / 0%	0 / 0%	0 / 0%
-I	0	0 / 0%	0 / 0%	0 / 0%	0 / 0%	0 / 0%	0 / 0%	0 / 0%
	\$1,583,444	\$77,497 / 4.88%	0 / 0%	\$4,042 / 0.25%	\$73,455 / 4.63%	0 / 0%	0 / 0%	0 / 0%

*** DOLLARS REPORTED BUT NOT SHOWN IN THESE COLUMNS. T=TREASURY, N=NON-TREASURY, S=SUBCONTRACTOR FUNDS & PROCUREMENT CARD HUB PURCHASES, TC=TERM CONTRACT, I= INTER GOVERNMENTAL



TEXAS HISTORICALLY UNDERUTILIZED BUSINESS (HUB) SEMI-ANNUAL REPORT RECEIVED FOR FISCAL YEAR 2025

SECTION VII - STATE AGENCY EXPENDITURE DATA

FUND TYPE	TOTAL EXPENDITURE	TOTAL SPENT WITH HUBS AMOUNT / %	BLACK AMOUNT / %	HISPANIC AMOUNT / %	WOMAN AMOUNT / %	ASIAN PACIFIC AMOUNT / %	NATIVE AMERICAN AMOUNT / %	SERVICE-DISABLED VETERAN AMOUNT / %
-----------	-------------------	----------------------------------	------------------	---------------------	------------------	--------------------------	----------------------------	-------------------------------------

772 - SCHOOL FOR THE DEAF - HEAVY CONSTRUCTION UNADJUSTED GOAL IS 11.2%

T	0	0 / 0%	0 / 0%	0 / 0%	0 / 0%	0 / 0%	0 / 0%	0 / 0%
N	0	0 / 0%	0 / 0%	0 / 0%	0 / 0%	0 / 0%	0 / 0%	0 / 0%
S	***	0 / 0%	0 / 0%	0 / 0%	0 / 0%	0 / 0%	0 / 0%	0 / 0%
-TC	0	0 / 0%	0 / 0%	0 / 0%	0 / 0%	0 / 0%	0 / 0%	0 / 0%
-I	0	0 / 0%	0 / 0%	0 / 0%	0 / 0%	0 / 0%	0 / 0%	0 / 0%
	0	0 / 0%	0 / 0%	0 / 0%	0 / 0%	0 / 0%	0 / 0%	0 / 0%

772 - SCHOOL FOR THE DEAF - BUILDING CONSTRUCTION UNADJUSTED GOAL IS 21.1%

T	0	0 / 0%	0 / 0%	0 / 0%	0 / 0%	0 / 0%	0 / 0%	0 / 0%
N	0	0 / 0%	0 / 0%	0 / 0%	0 / 0%	0 / 0%	0 / 0%	0 / 0%
S	***	0 / 0%	0 / 0%	0 / 0%	0 / 0%	0 / 0%	0 / 0%	0 / 0%
-TC	0	0 / 0%	0 / 0%	0 / 0%	0 / 0%	0 / 0%	0 / 0%	0 / 0%
-I	0	0 / 0%	0 / 0%	0 / 0%	0 / 0%	0 / 0%	0 / 0%	0 / 0%
	0	0 / 0%	0 / 0%	0 / 0%	0 / 0%	0 / 0%	0 / 0%	0 / 0%

772 - SCHOOL FOR THE DEAF - SPECIAL TRADE UNADJUSTED GOAL IS 32.9%

T	0	0 / 0%	0 / 0%	0 / 0%	0 / 0%	0 / 0%	0 / 0%	0 / 0%
N	0	0 / 0%	0 / 0%	0 / 0%	0 / 0%	0 / 0%	0 / 0%	0 / 0%
S	***	0 / 0%	0 / 0%	0 / 0%	0 / 0%	0 / 0%	0 / 0%	0 / 0%
-TC	0	0 / 0%	0 / 0%	0 / 0%	0 / 0%	0 / 0%	0 / 0%	0 / 0%
-I	0	0 / 0%	0 / 0%	0 / 0%	0 / 0%	0 / 0%	0 / 0%	0 / 0%
	0	0 / 0%	0 / 0%	0 / 0%	0 / 0%	0 / 0%	0 / 0%	0 / 0%

*** DOLLARS REPORTED BUT NOT SHOWN IN THESE COLUMNS. T=TREASURY, N=NON-TREASURY, S=SUBCONTRACTOR FUNDS & PROCUREMENT CARD HUB PURCHASES, TC=TERM CONTRACT, I= INTER GOVERNMENTAL



TEXAS HISTORICALLY UNDERUTILIZED BUSINESS (HUB) SEMI-ANNUAL REPORT RECEIVED FOR FISCAL YEAR 2025

SECTION VII - STATE AGENCY EXPENDITURE DATA

FUND TYPE	TOTAL EXPENDITURE	TOTAL SPENT WITH HUBS AMOUNT / %	BLACK AMOUNT / %	HISPANIC AMOUNT / %	WOMAN AMOUNT / %	ASIAN PACIFIC AMOUNT / %	NATIVE AMERICAN AMOUNT / %	SERVICE- DISABLED VETERAN AMOUNT / %
--------------	----------------------	--	---------------------	------------------------	---------------------	--------------------------------	----------------------------------	---

772 - SCHOOL FOR THE DEAF - PROFESSIONAL SERVICES UNADJUSTED GOAL IS 23.7%

T	\$18,694	0 / 0%	0 / 0%	0 / 0%	0 / 0%	0 / 0%	0 / 0%	0 / 0%
N	0	0 / 0%	0 / 0%	0 / 0%	0 / 0%	0 / 0%	0 / 0%	0 / 0%
S	***	0 / 0%	0 / 0%	0 / 0%	0 / 0%	0 / 0%	0 / 0%	0 / 0%
-TC	0	0 / 0%	0 / 0%	0 / 0%	0 / 0%	0 / 0%	0 / 0%	0 / 0%
-I	0	0 / 0%	0 / 0%	0 / 0%	0 / 0%	0 / 0%	0 / 0%	0 / 0%
	\$18,694	0 / 0%	0 / 0%	0 / 0%	0 / 0%	0 / 0%	0 / 0%	0 / 0%

772 - SCHOOL FOR THE DEAF - OTHER SERVICES UNADJUSTED GOAL IS 26%

T	\$955,441	\$227,424 / 23.80%	\$42 / 0.00%	\$11,810 / 1.24%	\$215,571 / 22.56%	0 / 0%	0 / 0%	0 / 0%
N	0	0 / 0%	0 / 0%	0 / 0%	0 / 0%	0 / 0%	0 / 0%	0 / 0%
S	***	0 / 0%	0 / 0%	0 / 0%	0 / 0%	0 / 0%	0 / 0%	0 / 0%
-TC	\$597	0 / 0%	0 / 0%	0 / 0%	0 / 0%	0 / 0%	0 / 0%	0 / 0%
-I	0	0 / 0%	0 / 0%	0 / 0%	0 / 0%	0 / 0%	0 / 0%	0 / 0%
	\$954,844	\$227,424 / 23.80%	\$42 / 0.00%	\$11,810 / 1.24%	\$215,571 / 22.56%	0 / 0%	0 / 0%	0 / 0%

772 - SCHOOL FOR THE DEAF - COMMODITY PURCHASING UNADJUSTED GOAL IS 21.1%

T	\$1,936,931	\$91,259 / 4.71%	0 / 0%	\$90,692 / 4.68%	\$567 / 0.03%	0 / 0%	0 / 0%	0 / 0%
N	0	0 / 0%	0 / 0%	0 / 0%	0 / 0%	0 / 0%	0 / 0%	0 / 0%
S	***	0 / 0%	0 / 0%	0 / 0%	0 / 0%	0 / 0%	0 / 0%	0 / 0%
-TC	\$295,679	0 / 0%	0 / 0%	0 / 0%	0 / 0%	0 / 0%	0 / 0%	0 / 0%
-I	0	0 / 0%	0 / 0%	0 / 0%	0 / 0%	0 / 0%	0 / 0%	0 / 0%
	\$1,641,252	\$91,259 / 4.71%	0 / 0%	\$90,692 / 4.68%	\$567 / 0.03%	0 / 0%	0 / 0%	0 / 0%

*** DOLLARS REPORTED BUT NOT SHOWN IN THESE COLUMNS. T=TREASURY, N=NON-TREASURY, S=SUBCONTRACTOR FUNDS & PROCUREMENT CARD HUB PURCHASES, TC=TERM CONTRACT, I= INTER GOVERNMENTAL



TEXAS HISTORICALLY UNDERUTILIZED BUSINESS (HUB) SEMI-ANNUAL REPORT RECEIVED FOR FISCAL YEAR 2025

SECTION VII - STATE AGENCY EXPENDITURE DATA

FUND TYPE	TOTAL EXPENDITURE	TOTAL SPENT WITH HUBS AMOUNT / %	BLACK AMOUNT / %	HISPANIC AMOUNT / %	WOMAN AMOUNT / %	ASIAN PACIFIC AMOUNT / %	NATIVE AMERICAN AMOUNT / %	SERVICE-DISABLED VETERAN AMOUNT / %
772 - SCHOOL FOR THE DEAF - Statewide Grand Total Expenditures								
T	\$2,911,066	\$318,682 / 10.95%	\$42 / 0.00%	\$102,502 / 3.52%	\$216,138 / 7.42%	0 / 0%	0 / 0%	0 / 0%
N	0	0 / 0%	0 / 0%	0 / 0%	0 / 0%	0 / 0%	0 / 0%	0 / 0%
S	***	0 / 0%	0 / 0%	0 / 0%	0 / 0%	0 / 0%	0 / 0%	0 / 0%
-TC	\$296,276	0 / 0%	0 / 0%	0 / 0%	0 / 0%	0 / 0%	0 / 0%	0 / 0%
-I	0	0 / 0%	0 / 0%	0 / 0%	0 / 0%	0 / 0%	0 / 0%	0 / 0%
	\$2,614,790	\$318,682 / 10.95%	\$42 / 0.00%	\$102,502 / 3.52%	\$216,138 / 7.42%	0 / 0%	0 / 0%	0 / 0%

*** DOLLARS REPORTED BUT NOT SHOWN IN THESE COLUMNS. T=TREASURY, N=NON-TREASURY, S=SUBCONTRACTOR FUNDS & PROCUREMENT CARD HUB PURCHASES, TC=TERM CONTRACT, I= INTER GOVERNMENTAL



TEXAS HISTORICALLY UNDERUTILIZED BUSINESS (HUB) SEMI-ANNUAL REPORT RECEIVED FOR FISCAL YEAR 2025

SECTION VII - STATE AGENCY EXPENDITURE DATA

FUND TYPE	TOTAL EXPENDITURE	TOTAL SPENT WITH HUBS AMOUNT / %	BLACK AMOUNT / %	HISPANIC AMOUNT / %	WOMAN AMOUNT / %	ASIAN PACIFIC AMOUNT / %	NATIVE AMERICAN AMOUNT / %	SERVICE- DISABLED VETERAN AMOUNT / %
-----------	-------------------	-------------------------------------	---------------------	------------------------	---------------------	--------------------------------	----------------------------------	---

773 - UNIVERSITY OF NORTH TEXAS AT DALLAS - HEAVY CONSTRUCTION UNADJUSTED GOAL IS 11.2%

T	0	0 / 0%	0 / 0%	0 / 0%	0 / 0%	0 / 0%	0 / 0%	0 / 0%
N	0	0 / 0%	0 / 0%	0 / 0%	0 / 0%	0 / 0%	0 / 0%	0 / 0%
S	***	0 / 0%	0 / 0%	0 / 0%	0 / 0%	0 / 0%	0 / 0%	0 / 0%
-TC	0	0 / 0%	0 / 0%	0 / 0%	0 / 0%	0 / 0%	0 / 0%	0 / 0%
-I	0	0 / 0%	0 / 0%	0 / 0%	0 / 0%	0 / 0%	0 / 0%	0 / 0%
	0	0 / 0%	0 / 0%	0 / 0%	0 / 0%	0 / 0%	0 / 0%	0 / 0%

773 - UNIVERSITY OF NORTH TEXAS AT DALLAS - BUILDING CONSTRUCTION UNADJUSTED GOAL IS 21.1%

T	\$8,931	\$8,931 / 100.00%	0 / 0%	0 / 0%	0 / 0%	0 / 0%	0 / 0%	\$8,931 / 100.00%
N	\$154,090	\$79,075 / 51.32%	0 / 0%	\$79,075 / 51.32%	0 / 0%	0 / 0%	0 / 0%	0 / 0%
S	***	0 / 0%	0 / 0%	0 / 0%	0 / 0%	0 / 0%	0 / 0%	0 / 0%
-TC	0	0 / 0%	0 / 0%	0 / 0%	0 / 0%	0 / 0%	0 / 0%	0 / 0%
-I	0	0 / 0%	0 / 0%	0 / 0%	0 / 0%	0 / 0%	0 / 0%	0 / 0%
	\$163,022	\$88,006 / 151.32%	0 / 0%	\$79,075 / 51.32%	0 / 0%	0 / 0%	0 / 0%	\$8,931 / 100.00%

773 - UNIVERSITY OF NORTH TEXAS AT DALLAS - SPECIAL TRADE UNADJUSTED GOAL IS 32.9%

T	0	0 / 0%	0 / 0%	0 / 0%	0 / 0%	0 / 0%	0 / 0%	0 / 0%
N	\$539,872	\$510,227 / 94.51%	0 / 0%	0 / 0%	\$507,977 / 94.09%	0 / 0%	0 / 0%	\$2,250 / 0.42%
S	***	0 / 0%	0 / 0%	0 / 0%	0 / 0%	0 / 0%	0 / 0%	0 / 0%
-TC	0	0 / 0%	0 / 0%	0 / 0%	0 / 0%	0 / 0%	0 / 0%	0 / 0%
-I	0	0 / 0%	0 / 0%	0 / 0%	0 / 0%	0 / 0%	0 / 0%	0 / 0%
	\$539,872	\$510,227 / 94.51%	0 / 0%	0 / 0%	\$507,977 / 94.09%	0 / 0%	0 / 0%	\$2,250 / 0.42%

*** DOLLARS REPORTED BUT NOT SHOWN IN THESE COLUMNS. T=TREASURY, N=NON-TREASURY, S=SUBCONTRACTOR FUNDS & PROCUREMENT CARD HUB PURCHASES, TC=TERM CONTRACT, I= INTER GOVERNMENT



TEXAS HISTORICALLY UNDERUTILIZED BUSINESS (HUB) SEMI-ANNUAL REPORT RECEIVED FOR FISCAL YEAR 2025

SECTION VII - STATE AGENCY EXPENDITURE DATA

FUND TYPE	TOTAL EXPENDITURE	TOTAL SPENT WITH HUBS AMOUNT / %	BLACK AMOUNT / %	HISPANIC AMOUNT / %	WOMAN AMOUNT / %	ASIAN PACIFIC AMOUNT / %	NATIVE AMERICAN AMOUNT / %	SERVICE-DISABLED VETERAN AMOUNT / %
-----------	-------------------	----------------------------------	------------------	---------------------	------------------	--------------------------	----------------------------	-------------------------------------

773 - UNIVERSITY OF NORTH TEXAS AT DALLAS - PROFESSIONAL SERVICES UNADJUSTED GOAL IS 23.7%

T	\$33,500	0 / 0%	0 / 0%	0 / 0%	0 / 0%	0 / 0%	0 / 0%	0 / 0%
N	\$124,721	\$35,371 / 28.36%	0 / 0%	0 / 0%	0 / 0%	\$35,371 / 28.36%	0 / 0%	0 / 0%
S	***	0 / 0%	0 / 0%	0 / 0%	0 / 0%	0 / 0%	0 / 0%	0 / 0%
-TC	0	0 / 0%	0 / 0%	0 / 0%	0 / 0%	0 / 0%	0 / 0%	0 / 0%
-I	0	0 / 0%	0 / 0%	0 / 0%	0 / 0%	0 / 0%	0 / 0%	0 / 0%
	\$158,221	\$35,371 / 28.36%	0 / 0%	0 / 0%	0 / 0%	\$35,371 / 28.36%	0 / 0%	0 / 0%

773 - UNIVERSITY OF NORTH TEXAS AT DALLAS - OTHER SERVICES UNADJUSTED GOAL IS 26%

T	\$47,126	\$13,876 / 29.44%	0 / 0%	0 / 0%	\$13,876 / 29.44%	0 / 0%	0 / 0%	0 / 0%
N	\$2,783,761	\$212,292 / 7.63%	\$1,335 / 0.05%	0 / 0%	\$210,369 / 7.56%	0 / 0%	0 / 0%	\$588 / 0.02%
S	***	\$41,774 / 2.49%	\$1,400 / 0.08%	0 / 0%	\$38,634 / 2.31%	\$1,740 / 0.10%	0 / 0%	0 / 0%
-TC	0	0 / 0%	0 / 0%	0 / 0%	0 / 0%	0 / 0%	0 / 0%	0 / 0%
-I	0	0 / 0%	0 / 0%	0 / 0%	0 / 0%	0 / 0%	0 / 0%	0 / 0%
	\$2,830,887	\$267,942 / 39.56%	\$2,735 / 0.13%	0 / 0%	\$262,880 / 39.31%	\$1,740 / 0.10%	0 / 0%	\$588 / 0.02%

773 - UNIVERSITY OF NORTH TEXAS AT DALLAS - COMMODITY PURCHASING UNADJUSTED GOAL IS 21.1%

T	\$370,545	\$49,067 / 13.24%	\$23,712 / 6.40%	\$3,588 / 0.97%	\$21,767 / 5.87%	0 / 0%	0 / 0%	0 / 0%
N	\$1,495,835	\$114,657 / 7.67%	\$34,779 / 2.33%	\$6,210 / 0.42%	\$22,381 / 1.50%	\$50,000 / 3.34%	0 / 0%	\$1,288 / 0.09%
S	***	\$2,180 / 0.26%	\$453 / 0.05%	0 / 0%	\$1,727 / 0.20%	0 / 0%	0 / 0%	0 / 0%
-TC	0	0 / 0%	0 / 0%	0 / 0%	0 / 0%	0 / 0%	0 / 0%	0 / 0%
-I	0	0 / 0%	0 / 0%	0 / 0%	0 / 0%	0 / 0%	0 / 0%	0 / 0%
	\$1,866,380	\$165,904 / 21.17%	\$58,944 / 8.78%	\$9,798 / 1.38%	\$45,875 / 7.58%	\$50,000 / 3.34%	0 / 0%	\$1,288 / 0.09%

*** DOLLARS REPORTED BUT NOT SHOWN IN THESE COLUMNS. T=TREASURY, N=NON-TREASURY, S=SUBCONTRACTOR FUNDS & PROCUREMENT CARD HUB PURCHASES, TC=TERM CONTRACT, I= INTER GOVERNMENTAL



TEXAS HISTORICALLY UNDERUTILIZED BUSINESS (HUB) SEMI-ANNUAL REPORT RECEIVED FOR FISCAL YEAR 2025

SECTION VII - STATE AGENCY EXPENDITURE DATA

FUND TYPE	TOTAL EXPENDITURE	TOTAL SPENT WITH HUBS AMOUNT / %	BLACK AMOUNT / %	HISPANIC AMOUNT / %	WOMAN AMOUNT / %	ASIAN PACIFIC AMOUNT / %	NATIVE AMERICAN AMOUNT / %	SERVICE-DISABLED VETERAN AMOUNT / %
773 - UNIVERSITY OF NORTH TEXAS AT DALLAS - Statewide Grand Total Expenditures								
T	\$460,103	\$71,875 / 15.62%	\$23,712 / 5.15%	\$3,588 / 0.78%	\$35,644 / 7.75%	0 / 0%	0 / 0%	\$8,931 / 1.94%
N	\$5,098,278	\$951,622 / 18.67%	\$36,114 / 0.71%	\$85,285 / 1.67%	\$740,727 / 14.53%	\$85,371 / 1.67%	0 / 0%	\$4,125 / 0.08%
S	***	\$43,954 / 1.74%	\$1,853 / 0.07%	0 / 0%	\$40,361 / 1.60%	\$1,740 / 0.07%	0 / 0%	0 / 0%
-TC	0	0 / 0%	0 / 0%	0 / 0%	0 / 0%	0 / 0%	0 / 0%	0 / 0%
-I	0	0 / 0%	0 / 0%	0 / 0%	0 / 0%	0 / 0%	0 / 0%	0 / 0%
	\$5,558,381	\$1,067,451 / 36.03%	\$61,680 / 5.94%	\$88,873 / 2.45%	\$816,732 / 23.88%	\$87,111 / 1.74%	0 / 0%	\$13,056 / 2.02%

*** DOLLARS REPORTED BUT NOT SHOWN IN THESE COLUMNS. T=TREASURY, N=NON-TREASURY, S=SUBCONTRACTOR FUNDS & PROCUREMENT CARD HUB PURCHASES, TC=TERM CONTRACT, I= INTER GOVERNMENTAL



TEXAS HISTORICALLY UNDERUTILIZED BUSINESS (HUB) SEMI-ANNUAL REPORT RECEIVED FOR FISCAL YEAR 2025

SECTION VII - STATE AGENCY EXPENDITURE DATA

FUND TYPE	TOTAL EXPENDITURE	TOTAL SPENT WITH HUBS AMOUNT / %	BLACK AMOUNT / %	HISPANIC AMOUNT / %	WOMAN AMOUNT / %	ASIAN PACIFIC AMOUNT / %	NATIVE AMERICAN AMOUNT / %	SERVICE-DISABLED VETERAN AMOUNT / %
774 - TEXAS TECH HSC - EL PASO - HEAVY CONSTRUCTION UNADJUSTED GOAL IS 11.2%								
T	0	0 / 0%	0 / 0%	0 / 0%	0 / 0%	0 / 0%	0 / 0%	0 / 0%
N	\$7,519	\$7,519 / 100.00%	0 / 0%	\$7,519 / 100.00%	0 / 0%	0 / 0%	0 / 0%	0 / 0%
S	***	0 / 0%	0 / 0%	0 / 0%	0 / 0%	0 / 0%	0 / 0%	0 / 0%
-TC	0	0 / 0%	0 / 0%	0 / 0%	0 / 0%	0 / 0%	0 / 0%	0 / 0%
-I	0	0 / 0%	0 / 0%	0 / 0%	0 / 0%	0 / 0%	0 / 0%	0 / 0%
	\$7,519	\$7,519 / 100.00%	0 / 0%	\$7,519 / 100.00%	0 / 0%	0 / 0%	0 / 0%	0 / 0%
774 - TEXAS TECH HSC - EL PASO - BUILDING CONSTRUCTION UNADJUSTED GOAL IS 21.1%								
T	\$1,063,856	\$71,063 / 6.68%	0 / 0%	\$71,063 / 6.68%	0 / 0%	0 / 0%	0 / 0%	0 / 0%
N	\$2,737,284	\$71,831 / 2.62%	0 / 0%	\$71,831 / 2.62%	0 / 0%	0 / 0%	0 / 0%	0 / 0%
S	***	0 / 0%	0 / 0%	0 / 0%	0 / 0%	0 / 0%	0 / 0%	0 / 0%
-TC	0	0 / 0%	0 / 0%	0 / 0%	0 / 0%	0 / 0%	0 / 0%	0 / 0%
-I	0	0 / 0%	0 / 0%	0 / 0%	0 / 0%	0 / 0%	0 / 0%	0 / 0%
	\$3,801,140	\$142,894 / 9.30%	0 / 0%	\$142,894 / 9.30%	0 / 0%	0 / 0%	0 / 0%	0 / 0%
774 - TEXAS TECH HSC - EL PASO - SPECIAL TRADE UNADJUSTED GOAL IS 32.9%								
T	\$722,712	\$434,970 / 60.19%	0 / 0%	\$434,970 / 60.19%	0 / 0%	0 / 0%	0 / 0%	0 / 0%
N	\$1,887,657	\$1,134,496 / 60.10%	0 / 0%	\$1,133,492 / 60.05%	\$1,004 / 0.05%	0 / 0%	0 / 0%	0 / 0%
S	***	0 / 0%	0 / 0%	0 / 0%	0 / 0%	0 / 0%	0 / 0%	0 / 0%
-TC	0	0 / 0%	0 / 0%	0 / 0%	0 / 0%	0 / 0%	0 / 0%	0 / 0%
-I	0	0 / 0%	0 / 0%	0 / 0%	0 / 0%	0 / 0%	0 / 0%	0 / 0%
	\$2,610,369	\$1,569,466 / 120.29%	0 / 0%	\$1,568,462 / 120.23%	\$1,004 / 0.05%	0 / 0%	0 / 0%	0 / 0%

*** DOLLARS REPORTED BUT NOT SHOWN IN THESE COLUMNS. T=TREASURY, N=NON-TREASURY, S=SUBCONTRACTOR FUNDS & PROCUREMENT CARD HUB PURCHASES, TC=TERM CONTRACT, I= INTER GOVERNMENTAL



TEXAS HISTORICALLY UNDERUTILIZED BUSINESS (HUB) SEMI-ANNUAL REPORT RECEIVED FOR FISCAL YEAR 2025

SECTION VII - STATE AGENCY EXPENDITURE DATA

FUND TYPE	TOTAL EXPENDITURE	TOTAL SPENT WITH HUBS AMOUNT / %	BLACK AMOUNT / %	HISPANIC AMOUNT / %	WOMAN AMOUNT / %	ASIAN PACIFIC AMOUNT / %	NATIVE AMERICAN AMOUNT / %	SERVICE-DISABLED VETERAN AMOUNT / %
774 - TEXAS TECH HSC - EL PASO - PROFESSIONAL SERVICES UNADJUSTED GOAL IS 23.7%								
T	\$25	0 / 0%	0 / 0%	0 / 0%	0 / 0%	0 / 0%	0 / 0%	0 / 0%
N	\$6,518,956	\$35,949 / 0.55%	0 / 0%	\$35,949 / 0.55%	0 / 0%	0 / 0%	0 / 0%	0 / 0%
S	***	0 / 0%	0 / 0%	0 / 0%	0 / 0%	0 / 0%	0 / 0%	0 / 0%
-TC	0	0 / 0%	0 / 0%	0 / 0%	0 / 0%	0 / 0%	0 / 0%	0 / 0%
-I	0	0 / 0%	0 / 0%	0 / 0%	0 / 0%	0 / 0%	0 / 0%	0 / 0%
	\$6,518,981	\$35,949 / 0.55%	0 / 0%	\$35,949 / 0.55%	0 / 0%	0 / 0%	0 / 0%	0 / 0%
774 - TEXAS TECH HSC - EL PASO - OTHER SERVICES UNADJUSTED GOAL IS 26%								
T	\$1,534,194	\$83,398 / 5.44%	\$50,803 / 3.31%	\$32,595 / 2.12%	0 / 0%	0 / 0%	0 / 0%	0 / 0%
N	\$7,752,734	\$322,945 / 4.17%	\$163,090 / 2.10%	\$138,264 / 1.78%	\$21,591 / 0.28%	0 / 0%	0 / 0%	0 / 0%
S	***	0 / 0%	0 / 0%	0 / 0%	0 / 0%	0 / 0%	0 / 0%	0 / 0%
-TC	0	0 / 0%	0 / 0%	0 / 0%	0 / 0%	0 / 0%	0 / 0%	0 / 0%
-I	0	0 / 0%	0 / 0%	0 / 0%	0 / 0%	0 / 0%	0 / 0%	0 / 0%
	\$9,286,929	\$406,343 / 9.60%	\$213,893 / 5.42%	\$170,859 / 3.91%	\$21,591 / 0.28%	0 / 0%	0 / 0%	0 / 0%
774 - TEXAS TECH HSC - EL PASO - COMMODITY PURCHASING UNADJUSTED GOAL IS 21.1%								
T	\$1,647,707	\$384,172 / 23.32%	\$304,675 / 18.49%	\$43,104 / 2.62%	\$36,394 / 2.21%	0 / 0%	0 / 0%	0 / 0%
N	\$9,727,893	\$2,014,087 / 20.70%	\$1,689,469 / 17.37%	\$243,764 / 2.51%	\$73,587 / 0.76%	\$7,268 / 0.07%	0 / 0%	0 / 0%
S	***	\$171 / 0.08%	0 / 0%	\$171 / 0.08%	0 / 0%	0 / 0%	0 / 0%	0 / 0%
-TC	0	0 / 0%	0 / 0%	0 / 0%	0 / 0%	0 / 0%	0 / 0%	0 / 0%
-I	0	0 / 0%	0 / 0%	0 / 0%	0 / 0%	0 / 0%	0 / 0%	0 / 0%
	\$11,375,600	\$2,398,431 / 44.10%	\$1,994,143 / 35.86%	\$287,039 / 5.20%	\$109,981 / 2.97%	\$7,268 / 0.07%	0 / 0%	0 / 0%

*** DOLLARS REPORTED BUT NOT SHOWN IN THESE COLUMNS. T=TREASURY, N=NON-TREASURY, S=SUBCONTRACTOR FUNDS & PROCUREMENT CARD HUB PURCHASES, TC=TERM CONTRACT, I= INTER GOVERNMENTAL



TEXAS HISTORICALLY UNDERUTILIZED BUSINESS (HUB) SEMI-ANNUAL REPORT RECEIVED FOR FISCAL YEAR 2025

SECTION VII - STATE AGENCY EXPENDITURE DATA

FUND TYPE	TOTAL EXPENDITURE	TOTAL SPENT WITH HUBS AMOUNT / %	BLACK AMOUNT / %	HISPANIC AMOUNT / %	WOMAN AMOUNT / %	ASIAN PACIFIC AMOUNT / %	NATIVE AMERICAN AMOUNT / %	SERVICE-DISABLED VETERAN AMOUNT / %
774 - TEXAS TECH HSC - EL PASO - Statewide Grand Total Expenditures								
T	\$4,968,494	\$973,603 / 19.60%	\$355,477 / 7.15%	\$581,731 / 11.71%	\$36,394 / 0.73%	0 / 0%	0 / 0%	0 / 0%
N	\$28,632,043	\$3,586,827 / 12.53%	\$1,852,559 / 6.47%	\$1,630,819 / 5.70%	\$96,181 / 0.34%	\$7,268 / 0.03%	0 / 0%	0 / 0%
S	***	\$171 / 0.08%	0 / 0%	\$171 / 0.08%	0 / 0%	0 / 0%	0 / 0%	0 / 0%
-TC	0	0 / 0%	0 / 0%	0 / 0%	0 / 0%	0 / 0%	0 / 0%	0 / 0%
-I	0	0 / 0%	0 / 0%	0 / 0%	0 / 0%	0 / 0%	0 / 0%	0 / 0%
	\$33,600,537	\$4,560,602 / 32.20%	\$2,208,036 / 13.62%	\$2,212,722 / 17.48%	\$132,575 / 1.07%	\$7,268 / 0.03%	0 / 0%	0 / 0%

*** DOLLARS REPORTED BUT NOT SHOWN IN THESE COLUMNS. T=TREASURY, N=NON-TREASURY, S=SUBCONTRACTOR FUNDS & PROCUREMENT CARD HUB PURCHASES, TC=TERM CONTRACT, I= INTER GOVERNMENTAL



TEXAS HISTORICALLY UNDERUTILIZED BUSINESS (HUB) SEMI-ANNUAL REPORT RECEIVED FOR FISCAL YEAR 2025

SECTION VII - STATE AGENCY EXPENDITURE DATA

FUND TYPE	TOTAL EXPENDITURE	TOTAL SPENT WITH HUBS AMOUNT / %	BLACK AMOUNT / %	HISPANIC AMOUNT / %	WOMAN AMOUNT / %	ASIAN PACIFIC AMOUNT / %	NATIVE AMERICAN AMOUNT / %	SERVICE- DISABLED VETERAN AMOUNT / %
-----------	-------------------	-------------------------------------	---------------------	------------------------	---------------------	--------------------------------	----------------------------------	---

781 - TX HIGHER EDUCATION COORD BOARD - HEAVY CONSTRUCTION UNADJUSTED GOAL IS 11.2%

T	0	0 / 0%	0 / 0%	0 / 0%	0 / 0%	0 / 0%	0 / 0%	0 / 0%
N	0	0 / 0%	0 / 0%	0 / 0%	0 / 0%	0 / 0%	0 / 0%	0 / 0%
S	***	0 / 0%	0 / 0%	0 / 0%	0 / 0%	0 / 0%	0 / 0%	0 / 0%
-TC	0	0 / 0%	0 / 0%	0 / 0%	0 / 0%	0 / 0%	0 / 0%	0 / 0%
-I	0	0 / 0%	0 / 0%	0 / 0%	0 / 0%	0 / 0%	0 / 0%	0 / 0%
	0	0 / 0%	0 / 0%	0 / 0%	0 / 0%	0 / 0%	0 / 0%	0 / 0%

781 - TX HIGHER EDUCATION COORD BOARD - BUILDING CONSTRUCTION UNADJUSTED GOAL IS 21.1%

T	0	0 / 0%	0 / 0%	0 / 0%	0 / 0%	0 / 0%	0 / 0%	0 / 0%
N	0	0 / 0%	0 / 0%	0 / 0%	0 / 0%	0 / 0%	0 / 0%	0 / 0%
S	***	0 / 0%	0 / 0%	0 / 0%	0 / 0%	0 / 0%	0 / 0%	0 / 0%
-TC	0	0 / 0%	0 / 0%	0 / 0%	0 / 0%	0 / 0%	0 / 0%	0 / 0%
-I	0	0 / 0%	0 / 0%	0 / 0%	0 / 0%	0 / 0%	0 / 0%	0 / 0%
	0	0 / 0%	0 / 0%	0 / 0%	0 / 0%	0 / 0%	0 / 0%	0 / 0%

781 - TX HIGHER EDUCATION COORD BOARD - SPECIAL TRADE UNADJUSTED GOAL IS 32.9%

T	0	0 / 0%	0 / 0%	0 / 0%	0 / 0%	0 / 0%	0 / 0%	0 / 0%
N	0	0 / 0%	0 / 0%	0 / 0%	0 / 0%	0 / 0%	0 / 0%	0 / 0%
S	***	0 / 0%	0 / 0%	0 / 0%	0 / 0%	0 / 0%	0 / 0%	0 / 0%
-TC	0	0 / 0%	0 / 0%	0 / 0%	0 / 0%	0 / 0%	0 / 0%	0 / 0%
-I	0	0 / 0%	0 / 0%	0 / 0%	0 / 0%	0 / 0%	0 / 0%	0 / 0%
	0	0 / 0%	0 / 0%	0 / 0%	0 / 0%	0 / 0%	0 / 0%	0 / 0%

*** DOLLARS REPORTED BUT NOT SHOWN IN THESE COLUMNS. T=TREASURY, N=NON-TREASURY, S=SUBCONTRACTOR FUNDS & PROCUREMENT CARD HUB PURCHASES, TC=TERM CONTRACT, I= INTER GOVERNMENT



TEXAS HISTORICALLY UNDERUTILIZED BUSINESS (HUB) SEMI-ANNUAL REPORT RECEIVED FOR FISCAL YEAR 2025

SECTION VII - STATE AGENCY EXPENDITURE DATA

FUND TYPE	TOTAL EXPENDITURE	TOTAL SPENT WITH HUBS AMOUNT / %	BLACK AMOUNT / %	HISPANIC AMOUNT / %	WOMAN AMOUNT / %	ASIAN PACIFIC AMOUNT / %	NATIVE AMERICAN AMOUNT / %	SERVICE-DISABLED VETERAN AMOUNT / %
-----------	-------------------	----------------------------------	------------------	---------------------	------------------	--------------------------	----------------------------	-------------------------------------

781 - TX HIGHER EDUCATION COORD BOARD - PROFESSIONAL SERVICES UNADJUSTED GOAL IS 23.7%

T	0	0 / 0%	0 / 0%	0 / 0%	0 / 0%	0 / 0%	0 / 0%	0 / 0%
N	0	0 / 0%	0 / 0%	0 / 0%	0 / 0%	0 / 0%	0 / 0%	0 / 0%
S	***	0 / 0%	0 / 0%	0 / 0%	0 / 0%	0 / 0%	0 / 0%	0 / 0%
-TC	0	0 / 0%	0 / 0%	0 / 0%	0 / 0%	0 / 0%	0 / 0%	0 / 0%
-I	0	0 / 0%	0 / 0%	0 / 0%	0 / 0%	0 / 0%	0 / 0%	0 / 0%
	0	0 / 0%	0 / 0%	0 / 0%	0 / 0%	0 / 0%	0 / 0%	0 / 0%

781 - TX HIGHER EDUCATION COORD BOARD - OTHER SERVICES UNADJUSTED GOAL IS 26%

T	\$4,206,929	\$615,192 / 14.62%	0 / 0%	\$186,373 / 4.43%	\$5,770 / 0.14%	\$423,049 / 10.06%	0 / 0%	0 / 0%
N	0	0 / 0%	0 / 0%	0 / 0%	0 / 0%	0 / 0%	0 / 0%	0 / 0%
S	***	0 / 0%	0 / 0%	0 / 0%	0 / 0%	0 / 0%	0 / 0%	0 / 0%
-TC	\$855	0 / 0%	0 / 0%	0 / 0%	0 / 0%	0 / 0%	0 / 0%	0 / 0%
-I	\$575,000	0 / 0%	0 / 0%	0 / 0%	0 / 0%	0 / 0%	0 / 0%	0 / 0%
	\$3,631,074	\$615,192 / 14.62%	0 / 0%	\$186,373 / 4.43%	\$5,770 / 0.14%	\$423,049 / 10.06%	0 / 0%	0 / 0%

781 - TX HIGHER EDUCATION COORD BOARD - COMMODITY PURCHASING UNADJUSTED GOAL IS 21.1%

T	\$1,985,298	\$17,129 / 0.86%	\$2,750 / 0.14%	0 / 0%	\$14,379 / 0.72%	0 / 0%	0 / 0%	0 / 0%
N	0	0 / 0%	0 / 0%	0 / 0%	0 / 0%	0 / 0%	0 / 0%	0 / 0%
S	***	0 / 0%	0 / 0%	0 / 0%	0 / 0%	0 / 0%	0 / 0%	0 / 0%
-TC	\$8,661	0 / 0%	0 / 0%	0 / 0%	0 / 0%	0 / 0%	0 / 0%	0 / 0%
-I	0	0 / 0%	0 / 0%	0 / 0%	0 / 0%	0 / 0%	0 / 0%	0 / 0%
	\$1,976,637	\$17,129 / 0.86%	\$2,750 / 0.14%	0 / 0%	\$14,379 / 0.72%	0 / 0%	0 / 0%	0 / 0%

*** DOLLARS REPORTED BUT NOT SHOWN IN THESE COLUMNS. T=TREASURY, N=NON-TREASURY, S=SUBCONTRACTOR FUNDS & PROCUREMENT CARD HUB PURCHASES, TC=TERM CONTRACT, I= INTER GOVERNMENTAL



TEXAS HISTORICALLY UNDERUTILIZED BUSINESS (HUB) SEMI-ANNUAL REPORT RECEIVED FOR FISCAL YEAR 2025

SECTION VII - STATE AGENCY EXPENDITURE DATA

FUND TYPE	TOTAL EXPENDITURE	TOTAL SPENT WITH HUBS AMOUNT / %	BLACK AMOUNT / %	HISPANIC AMOUNT / %	WOMAN AMOUNT / %	ASIAN PACIFIC AMOUNT / %	NATIVE AMERICAN AMOUNT / %	SERVICE-DISABLED VETERAN AMOUNT / %
781 - TX HIGHER EDUCATION COORD BOARD - Statewide Grand Total Expenditures								
T	\$6,192,227	\$632,321 / 10.21%	\$2,750 / 0.04%	\$186,373 / 3.01%	\$20,149 / 0.33%	\$423,049 / 6.83%	0 / 0%	0 / 0%
N	0	0 / 0%	0 / 0%	0 / 0%	0 / 0%	0 / 0%	0 / 0%	0 / 0%
S	***	0 / 0%	0 / 0%	0 / 0%	0 / 0%	0 / 0%	0 / 0%	0 / 0%
-TC	\$9,516	0 / 0%	0 / 0%	0 / 0%	0 / 0%	0 / 0%	0 / 0%	0 / 0%
-I	\$575,000	0 / 0%	0 / 0%	0 / 0%	0 / 0%	0 / 0%	0 / 0%	0 / 0%
	\$5,607,711	\$632,321 / 10.21%	\$2,750 / 0.04%	\$186,373 / 3.01%	\$20,149 / 0.33%	\$423,049 / 6.83%	0 / 0%	0 / 0%

*** DOLLARS REPORTED BUT NOT SHOWN IN THESE COLUMNS. T=TREASURY, N=NON-TREASURY, S=SUBCONTRACTOR FUNDS & PROCUREMENT CARD HUB PURCHASES, TC=TERM CONTRACT, I= INTER GOVERNMENTAL



TEXAS HISTORICALLY UNDERUTILIZED BUSINESS (HUB) SEMI-ANNUAL REPORT RECEIVED FOR FISCAL YEAR 2025

SECTION VII - STATE AGENCY EXPENDITURE DATA

FUND TYPE	TOTAL EXPENDITURE	TOTAL SPENT WITH HUBS AMOUNT / %	BLACK AMOUNT / %	HISPANIC AMOUNT / %	WOMAN AMOUNT / %	ASIAN PACIFIC AMOUNT / %	NATIVE AMERICAN AMOUNT / %	SERVICE-DISABLED VETERAN AMOUNT / %
-----------	-------------------	----------------------------------	------------------	---------------------	------------------	--------------------------	----------------------------	-------------------------------------

783 - UNIVERSITY OF HOUSTON - SYSTEM - HEAVY CONSTRUCTION UNADJUSTED GOAL IS 11.2%

T	0	0 / 0%	0 / 0%	0 / 0%	0 / 0%	0 / 0%	0 / 0%	0 / 0%
N	0	0 / 0%	0 / 0%	0 / 0%	0 / 0%	0 / 0%	0 / 0%	0 / 0%
S	***	0 / 0%	0 / 0%	0 / 0%	0 / 0%	0 / 0%	0 / 0%	0 / 0%
-TC	0	0 / 0%	0 / 0%	0 / 0%	0 / 0%	0 / 0%	0 / 0%	0 / 0%
-I	0	0 / 0%	0 / 0%	0 / 0%	0 / 0%	0 / 0%	0 / 0%	0 / 0%
	0	0 / 0%	0 / 0%	0 / 0%	0 / 0%	0 / 0%	0 / 0%	0 / 0%

783 - UNIVERSITY OF HOUSTON - SYSTEM - BUILDING CONSTRUCTION UNADJUSTED GOAL IS 21.1%

T	0	0 / 0%	0 / 0%	0 / 0%	0 / 0%	0 / 0%	0 / 0%	0 / 0%
N	\$208,523	0 / 0%	0 / 0%	0 / 0%	0 / 0%	0 / 0%	0 / 0%	0 / 0%
S	***	0 / 0%	0 / 0%	0 / 0%	0 / 0%	0 / 0%	0 / 0%	0 / 0%
-TC	0	0 / 0%	0 / 0%	0 / 0%	0 / 0%	0 / 0%	0 / 0%	0 / 0%
-I	0	0 / 0%	0 / 0%	0 / 0%	0 / 0%	0 / 0%	0 / 0%	0 / 0%
	\$208,523	0 / 0%	0 / 0%	0 / 0%	0 / 0%	0 / 0%	0 / 0%	0 / 0%

783 - UNIVERSITY OF HOUSTON - SYSTEM - SPECIAL TRADE UNADJUSTED GOAL IS 32.9%

T	0	0 / 0%	0 / 0%	0 / 0%	0 / 0%	0 / 0%	0 / 0%	0 / 0%
N	\$28,773	0 / 0%	0 / 0%	0 / 0%	0 / 0%	0 / 0%	0 / 0%	0 / 0%
S	***	0 / 0%	0 / 0%	0 / 0%	0 / 0%	0 / 0%	0 / 0%	0 / 0%
-TC	0	0 / 0%	0 / 0%	0 / 0%	0 / 0%	0 / 0%	0 / 0%	0 / 0%
-I	0	0 / 0%	0 / 0%	0 / 0%	0 / 0%	0 / 0%	0 / 0%	0 / 0%
	\$28,773	0 / 0%	0 / 0%	0 / 0%	0 / 0%	0 / 0%	0 / 0%	0 / 0%

*** DOLLARS REPORTED BUT NOT SHOWN IN THESE COLUMNS. T=TREASURY, N=NON-TREASURY, S=SUBCONTRACTOR FUNDS & PROCUREMENT CARD HUB PURCHASES, TC=TERM CONTRACT, I= INTER GOVERNMENTAL



TEXAS HISTORICALLY UNDERUTILIZED BUSINESS (HUB) SEMI-ANNUAL REPORT RECEIVED FOR FISCAL YEAR 2025

SECTION VII - STATE AGENCY EXPENDITURE DATA

FUND TYPE	TOTAL EXPENDITURE	TOTAL SPENT WITH HUBS AMOUNT / %	BLACK AMOUNT / %	HISPANIC AMOUNT / %	WOMAN AMOUNT / %	ASIAN PACIFIC AMOUNT / %	NATIVE AMERICAN AMOUNT / %	SERVICE-DISABLED VETERAN AMOUNT / %
-----------	-------------------	----------------------------------	------------------	---------------------	------------------	--------------------------	----------------------------	-------------------------------------

783 - UNIVERSITY OF HOUSTON - SYSTEM - PROFESSIONAL SERVICES UNADJUSTED GOAL IS 23.7%

T	0	0 / 0%	0 / 0%	0 / 0%	0 / 0%	0 / 0%	0 / 0%	0 / 0%
N	0	0 / 0%	0 / 0%	0 / 0%	0 / 0%	0 / 0%	0 / 0%	0 / 0%
S	***	0 / 0%	0 / 0%	0 / 0%	0 / 0%	0 / 0%	0 / 0%	0 / 0%
-TC	0	0 / 0%	0 / 0%	0 / 0%	0 / 0%	0 / 0%	0 / 0%	0 / 0%
-I	0	0 / 0%	0 / 0%	0 / 0%	0 / 0%	0 / 0%	0 / 0%	0 / 0%
	0	0 / 0%	0 / 0%	0 / 0%	0 / 0%	0 / 0%	0 / 0%	0 / 0%

783 - UNIVERSITY OF HOUSTON - SYSTEM - OTHER SERVICES UNADJUSTED GOAL IS 26%

T	0	0 / 0%	0 / 0%	0 / 0%	0 / 0%	0 / 0%	0 / 0%	0 / 0%
N	\$699,462	\$12,623 / 1.80%	0 / 0%	\$3,734 / 0.53%	\$7,145 / 1.02%	\$95 / 0.01%	0 / 0%	\$1,650 / 0.24%
S	***	0 / 0%	0 / 0%	0 / 0%	0 / 0%	0 / 0%	0 / 0%	0 / 0%
-TC	0	0 / 0%	0 / 0%	0 / 0%	0 / 0%	0 / 0%	0 / 0%	0 / 0%
-I	0	0 / 0%	0 / 0%	0 / 0%	0 / 0%	0 / 0%	0 / 0%	0 / 0%
	\$699,462	\$12,623 / 1.80%	0 / 0%	\$3,734 / 0.53%	\$7,145 / 1.02%	\$95 / 0.01%	0 / 0%	\$1,650 / 0.24%

783 - UNIVERSITY OF HOUSTON - SYSTEM - COMMODITY PURCHASING UNADJUSTED GOAL IS 21.1%

T	0	0 / 0%	0 / 0%	0 / 0%	0 / 0%	0 / 0%	0 / 0%	0 / 0%
N	\$322,401	\$54,129 / 16.79%	0 / 0%	\$17,296 / 5.36%	\$36,834 / 11.42%	0 / 0%	0 / 0%	0 / 0%
S	***	\$5,423 / 5.94%	0 / 0%	\$5,423 / 5.94%	0 / 0%	0 / 0%	0 / 0%	0 / 0%
-TC	0	0 / 0%	0 / 0%	0 / 0%	0 / 0%	0 / 0%	0 / 0%	0 / 0%
-I	0	0 / 0%	0 / 0%	0 / 0%	0 / 0%	0 / 0%	0 / 0%	0 / 0%
	\$322,401	\$59,552 / 22.73%	0 / 0%	\$22,719 / 11.30%	\$36,834 / 11.42%	0 / 0%	0 / 0%	0 / 0%

*** DOLLARS REPORTED BUT NOT SHOWN IN THESE COLUMNS. T=TREASURY, N=NON-TREASURY, S=SUBCONTRACTOR FUNDS & PROCUREMENT CARD HUB PURCHASES, TC=TERM CONTRACT, I= INTER GOVERNMENTAL



TEXAS HISTORICALLY UNDERUTILIZED BUSINESS (HUB) SEMI-ANNUAL REPORT RECEIVED FOR FISCAL YEAR 2025

SECTION VII - STATE AGENCY EXPENDITURE DATA

FUND TYPE	TOTAL EXPENDITURE	TOTAL SPENT WITH HUBS AMOUNT / %	BLACK AMOUNT / %	HISPANIC AMOUNT / %	WOMAN AMOUNT / %	ASIAN PACIFIC AMOUNT / %	NATIVE AMERICAN AMOUNT / %	SERVICE-DISABLED VETERAN AMOUNT / %
783 - UNIVERSITY OF HOUSTON - SYSTEM - Statewide Grand Total Expenditures								
T	0	0 / 0%	0 / 0%	0 / 0%	0 / 0%	0 / 0%	0 / 0%	0 / 0%
N	\$1,259,160	\$66,753 / 5.30%	0 / 0%	\$21,029 / 1.67%	\$43,978 / 3.49%	\$95 / 0.01%	0 / 0%	\$1,650 / 0.13%
S	***	\$5,423 / 5.94%	0 / 0%	\$5,423 / 5.94%	0 / 0%	0 / 0%	0 / 0%	0 / 0%
-TC	0	0 / 0%	0 / 0%	0 / 0%	0 / 0%	0 / 0%	0 / 0%	0 / 0%
-I	0	0 / 0%	0 / 0%	0 / 0%	0 / 0%	0 / 0%	0 / 0%	0 / 0%
	\$1,259,160	\$72,176 / 11.24%	0 / 0%	\$26,453 / 7.61%	\$43,978 / 3.49%	\$95 / 0.01%	0 / 0%	\$1,650 / 0.13%

*** DOLLARS REPORTED BUT NOT SHOWN IN THESE COLUMNS. T=TREASURY, N=NON-TREASURY, S=SUBCONTRACTOR FUNDS & PROCUREMENT CARD HUB PURCHASES, TC=TERM CONTRACT, I= INTER GOVERNMENTAL



TEXAS HISTORICALLY UNDERUTILIZED BUSINESS (HUB) SEMI-ANNUAL REPORT RECEIVED FOR FISCAL YEAR 2025

SECTION VII - STATE AGENCY EXPENDITURE DATA

FUND TYPE	TOTAL EXPENDITURE	TOTAL SPENT WITH HUBS AMOUNT / %	BLACK AMOUNT / %	HISPANIC AMOUNT / %	WOMAN AMOUNT / %	ASIAN PACIFIC AMOUNT / %	NATIVE AMERICAN AMOUNT / %	SERVICE- DISABLED VETERAN AMOUNT / %
-----------	-------------------	-------------------------------------	---------------------	------------------------	---------------------	--------------------------------	----------------------------------	---

784 - UNIVERSITY OF HOUSTON - DOWNTOWN - HEAVY CONSTRUCTION UNADJUSTED GOAL IS 11.2%

T	0	0 / 0%	0 / 0%	0 / 0%	0 / 0%	0 / 0%	0 / 0%	0 / 0%
N	0	0 / 0%	0 / 0%	0 / 0%	0 / 0%	0 / 0%	0 / 0%	0 / 0%
S	***	0 / 0%	0 / 0%	0 / 0%	0 / 0%	0 / 0%	0 / 0%	0 / 0%
-TC	0	0 / 0%	0 / 0%	0 / 0%	0 / 0%	0 / 0%	0 / 0%	0 / 0%
-I	0	0 / 0%	0 / 0%	0 / 0%	0 / 0%	0 / 0%	0 / 0%	0 / 0%
	0	0 / 0%	0 / 0%	0 / 0%	0 / 0%	0 / 0%	0 / 0%	0 / 0%

784 - UNIVERSITY OF HOUSTON - DOWNTOWN - BUILDING CONSTRUCTION UNADJUSTED GOAL IS 21.1%

T	0	0 / 0%	0 / 0%	0 / 0%	0 / 0%	0 / 0%	0 / 0%	0 / 0%
N	\$147,359	\$25,970 / 17.62%	0 / 0%	0 / 0%	0 / 0%	\$25,970 / 17.62%	0 / 0%	0 / 0%
S	***	0 / 0%	0 / 0%	0 / 0%	0 / 0%	0 / 0%	0 / 0%	0 / 0%
-TC	0	0 / 0%	0 / 0%	0 / 0%	0 / 0%	0 / 0%	0 / 0%	0 / 0%
-I	0	0 / 0%	0 / 0%	0 / 0%	0 / 0%	0 / 0%	0 / 0%	0 / 0%
	\$147,359	\$25,970 / 17.62%	0 / 0%	0 / 0%	0 / 0%	\$25,970 / 17.62%	0 / 0%	0 / 0%

784 - UNIVERSITY OF HOUSTON - DOWNTOWN - SPECIAL TRADE UNADJUSTED GOAL IS 32.9%

T	\$1,118,949	\$493,966 / 44.15%	0 / 0%	\$25,024 / 2.24%	\$468,942 / 41.91%	0 / 0%	0 / 0%	0 / 0%
N	\$2,140,175	\$679,363 / 31.74%	\$78,746 / 3.68%	\$39,783 / 1.86%	\$560,835 / 26.21%	0 / 0%	0 / 0%	0 / 0%
S	***	0 / 0%	0 / 0%	0 / 0%	0 / 0%	0 / 0%	0 / 0%	0 / 0%
-TC	0	0 / 0%	0 / 0%	0 / 0%	0 / 0%	0 / 0%	0 / 0%	0 / 0%
-I	0	0 / 0%	0 / 0%	0 / 0%	0 / 0%	0 / 0%	0 / 0%	0 / 0%
	\$3,259,124	\$1,173,329 / 75.89%	\$78,746 / 3.68%	\$64,806 / 4.10%	\$1,029,777 / 68.11%	0 / 0%	0 / 0%	0 / 0%

*** DOLLARS REPORTED BUT NOT SHOWN IN THESE COLUMNS. T=TREASURY, N=NON-TREASURY, S=SUBCONTRACTOR FUNDS & PROCUREMENT CARD HUB PURCHASES, TC=TERM CONTRACT, I= INTER GOVERNMENT



TEXAS HISTORICALLY UNDERUTILIZED BUSINESS (HUB) SEMI-ANNUAL REPORT RECEIVED FOR FISCAL YEAR 2025

SECTION VII - STATE AGENCY EXPENDITURE DATA

FUND TYPE	TOTAL EXPENDITURE	TOTAL SPENT WITH HUBS AMOUNT / %	BLACK AMOUNT / %	HISPANIC AMOUNT / %	WOMAN AMOUNT / %	ASIAN PACIFIC AMOUNT / %	NATIVE AMERICAN AMOUNT / %	SERVICE-DISABLED VETERAN AMOUNT / %
-----------	-------------------	----------------------------------	------------------	---------------------	------------------	--------------------------	----------------------------	-------------------------------------

784 - UNIVERSITY OF HOUSTON - DOWNTOWN - PROFESSIONAL SERVICES UNADJUSTED GOAL IS 23.7%

T	0	0 / 0%	0 / 0%	0 / 0%	0 / 0%	0 / 0%	0 / 0%	0 / 0%
N	\$24,610	\$24,610 / 100.00%	0 / 0%	0 / 0%	\$24,610 / 100.00%	0 / 0%	0 / 0%	0 / 0%
S	***	0 / 0%	0 / 0%	0 / 0%	0 / 0%	0 / 0%	0 / 0%	0 / 0%
-TC	0	0 / 0%	0 / 0%	0 / 0%	0 / 0%	0 / 0%	0 / 0%	0 / 0%
-I	0	0 / 0%	0 / 0%	0 / 0%	0 / 0%	0 / 0%	0 / 0%	0 / 0%
	\$24,610	\$24,610 / 100.00%	0 / 0%	0 / 0%	\$24,610 / 100.00%	0 / 0%	0 / 0%	0 / 0%

784 - UNIVERSITY OF HOUSTON - DOWNTOWN - OTHER SERVICES UNADJUSTED GOAL IS 26%

T	\$155,353	\$80,020 / 51.51%	0 / 0%	0 / 0%	\$79,300 / 51.04%	\$720 / 0.46%	0 / 0%	0 / 0%
N	\$6,830,046	\$682,210 / 9.99%	\$22,584 / 0.33%	\$21,496 / 0.31%	\$637,410 / 9.33%	\$720 / 0.01%	0 / 0%	0 / 0%
S	***	\$379 / 0.01%	0 / 0%	\$105 / 0.00%	\$274 / 0.01%	0 / 0%	0 / 0%	0 / 0%
-TC	0	0 / 0%	0 / 0%	0 / 0%	0 / 0%	0 / 0%	0 / 0%	0 / 0%
-I	0	0 / 0%	0 / 0%	0 / 0%	0 / 0%	0 / 0%	0 / 0%	0 / 0%
	\$6,985,399	\$762,609 / 61.50%	\$22,584 / 0.33%	\$21,601 / 0.32%	\$716,984 / 60.38%	\$1,440 / 0.47%	0 / 0%	0 / 0%

784 - UNIVERSITY OF HOUSTON - DOWNTOWN - COMMODITY PURCHASING UNADJUSTED GOAL IS 21.1%

T	\$2,155,290	\$680,648 / 31.58%	\$361,417 / 16.77%	\$93,658 / 4.35%	\$213,192 / 9.89%	\$12,380 / 0.57%	0 / 0%	0 / 0%
N	\$5,441,406	\$1,587,762 / 29.18%	\$889,746 / 16.35%	\$197,806 / 3.64%	\$473,420 / 8.70%	\$26,789 / 0.49%	0 / 0%	0 / 0%
S	***	\$25,822 / 0.93%	0 / 0%	\$14,227 / 0.51%	\$11,444 / 0.41%	\$151 / 0.01%	0 / 0%	0 / 0%
-TC	0	0 / 0%	0 / 0%	0 / 0%	0 / 0%	0 / 0%	0 / 0%	0 / 0%
-I	0	0 / 0%	0 / 0%	0 / 0%	0 / 0%	0 / 0%	0 / 0%	0 / 0%
	\$7,596,695	\$2,294,232 / 61.69%	\$1,251,163 / 33.12%	\$305,692 / 8.49%	\$698,057 / 19.00%	\$39,320 / 1.07%	0 / 0%	0 / 0%

*** DOLLARS REPORTED BUT NOT SHOWN IN THESE COLUMNS. T=TREASURY, N=NON-TREASURY, S=SUBCONTRACTOR FUNDS & PROCUREMENT CARD HUB PURCHASES, TC=TERM CONTRACT, I= INTER GOVERNMENTAL



TEXAS HISTORICALLY UNDERUTILIZED BUSINESS (HUB) SEMI-ANNUAL REPORT RECEIVED FOR FISCAL YEAR 2025

SECTION VII - STATE AGENCY EXPENDITURE DATA

FUND TYPE	TOTAL EXPENDITURE	TOTAL SPENT WITH HUBS AMOUNT / %	BLACK AMOUNT / %	HISPANIC AMOUNT / %	WOMAN AMOUNT / %	ASIAN PACIFIC AMOUNT / %	NATIVE AMERICAN AMOUNT / %	SERVICE-DISABLED VETERAN AMOUNT / %
784 - UNIVERSITY OF HOUSTON - DOWNTOWN - Statewide Grand Total Expenditures								
T	\$3,429,592	\$1,254,633 / 36.58%	\$361,417 / 10.54%	\$118,682 / 3.46%	\$761,434 / 22.20%	\$13,100 / 0.38%	0 / 0%	0 / 0%
N	\$14,583,596	\$2,999,915 / 20.57%	\$991,076 / 6.80%	\$259,085 / 1.78%	\$1,696,275 / 11.63%	\$53,479 / 0.37%	0 / 0%	0 / 0%
S	***	\$26,201 / 0.34%	0 / 0%	\$14,331 / 0.19%	\$11,719 / 0.15%	\$151 / 0.00%	0 / 0%	0 / 0%
-TC	0	0 / 0%	0 / 0%	0 / 0%	0 / 0%	0 / 0%	0 / 0%	0 / 0%
-I	0	0 / 0%	0 / 0%	0 / 0%	0 / 0%	0 / 0%	0 / 0%	0 / 0%
	\$18,013,188	\$4,280,749 / 57.49%	\$1,352,493 / 17.33%	\$392,098 / 5.42%	\$2,469,428 / 33.99%	\$66,730 / 0.75%	0 / 0%	0 / 0%

*** DOLLARS REPORTED BUT NOT SHOWN IN THESE COLUMNS. T=TREASURY, N=NON-TREASURY, S=SUBCONTRACTOR FUNDS & PROCUREMENT CARD HUB PURCHASES, TC=TERM CONTRACT, I= INTER GOVERNMENTAL



TEXAS HISTORICALLY UNDERUTILIZED BUSINESS (HUB) SEMI-ANNUAL REPORT RECEIVED FOR FISCAL YEAR 2025

SECTION VII - STATE AGENCY EXPENDITURE DATA

FUND TYPE	TOTAL EXPENDITURE	TOTAL SPENT WITH HUBS AMOUNT / %	BLACK AMOUNT / %	HISPANIC AMOUNT / %	WOMAN AMOUNT / %	ASIAN PACIFIC AMOUNT / %	NATIVE AMERICAN AMOUNT / %	SERVICE-DISABLED VETERAN AMOUNT / %
-----------	-------------------	----------------------------------	------------------	---------------------	------------------	--------------------------	----------------------------	-------------------------------------

785 - UNIV OF TEXAS HEALTH CENTER AT TYLER - HEAVY CONSTRUCTION UNADJUSTED GOAL IS 11.2%

T	0	0 / 0%	0 / 0%	0 / 0%	0 / 0%	0 / 0%	0 / 0%	0 / 0%
N	0	0 / 0%	0 / 0%	0 / 0%	0 / 0%	0 / 0%	0 / 0%	0 / 0%
S	***	0 / 0%	0 / 0%	0 / 0%	0 / 0%	0 / 0%	0 / 0%	0 / 0%
-TC	0	0 / 0%	0 / 0%	0 / 0%	0 / 0%	0 / 0%	0 / 0%	0 / 0%
-I	0	0 / 0%	0 / 0%	0 / 0%	0 / 0%	0 / 0%	0 / 0%	0 / 0%
	0	0 / 0%	0 / 0%	0 / 0%	0 / 0%	0 / 0%	0 / 0%	0 / 0%

785 - UNIV OF TEXAS HEALTH CENTER AT TYLER - BUILDING CONSTRUCTION UNADJUSTED GOAL IS 21.1%

T	0	0 / 0%	0 / 0%	0 / 0%	0 / 0%	0 / 0%	0 / 0%	0 / 0%
N	0	0 / 0%	0 / 0%	0 / 0%	0 / 0%	0 / 0%	0 / 0%	0 / 0%
S	***	0 / 0%	0 / 0%	0 / 0%	0 / 0%	0 / 0%	0 / 0%	0 / 0%
-TC	0	0 / 0%	0 / 0%	0 / 0%	0 / 0%	0 / 0%	0 / 0%	0 / 0%
-I	0	0 / 0%	0 / 0%	0 / 0%	0 / 0%	0 / 0%	0 / 0%	0 / 0%
	0	0 / 0%	0 / 0%	0 / 0%	0 / 0%	0 / 0%	0 / 0%	0 / 0%

785 - UNIV OF TEXAS HEALTH CENTER AT TYLER - SPECIAL TRADE UNADJUSTED GOAL IS 32.9%

T	0	0 / 0%	0 / 0%	0 / 0%	0 / 0%	0 / 0%	0 / 0%	0 / 0%
N	\$2,733,697	\$240,251 / 8.79%	0 / 0%	\$27,300 / 1.00%	\$212,951 / 7.79%	0 / 0%	0 / 0%	0 / 0%
S	***	0 / 0%	0 / 0%	0 / 0%	0 / 0%	0 / 0%	0 / 0%	0 / 0%
-TC	0	0 / 0%	0 / 0%	0 / 0%	0 / 0%	0 / 0%	0 / 0%	0 / 0%
-I	0	0 / 0%	0 / 0%	0 / 0%	0 / 0%	0 / 0%	0 / 0%	0 / 0%
	\$2,733,697	\$240,251 / 8.79%	0 / 0%	\$27,300 / 1.00%	\$212,951 / 7.79%	0 / 0%	0 / 0%	0 / 0%

*** DOLLARS REPORTED BUT NOT SHOWN IN THESE COLUMNS. T=TREASURY, N=NON-TREASURY, S=SUBCONTRACTOR FUNDS & PROCUREMENT CARD HUB PURCHASES, TC=TERM CONTRACT, I= INTER GOVERNMENTAL



TEXAS HISTORICALLY UNDERUTILIZED BUSINESS (HUB) SEMI-ANNUAL REPORT RECEIVED FOR FISCAL YEAR 2025

SECTION VII - STATE AGENCY EXPENDITURE DATA

FUND TYPE	TOTAL EXPENDITURE	TOTAL SPENT WITH HUBS AMOUNT / %	BLACK AMOUNT / %	HISPANIC AMOUNT / %	WOMAN AMOUNT / %	ASIAN PACIFIC AMOUNT / %	NATIVE AMERICAN AMOUNT / %	SERVICE-DISABLED VETERAN AMOUNT / %
-----------	-------------------	----------------------------------	------------------	---------------------	------------------	--------------------------	----------------------------	-------------------------------------

785 - UNIV OF TEXAS HEALTH CENTER AT TYLER - PROFESSIONAL SERVICES UNADJUSTED GOAL IS 23.7%

T	0	0 / 0%	0 / 0%	0 / 0%	0 / 0%	0 / 0%	0 / 0%	0 / 0%
N	\$1,602,021	\$146,021 / 9.11%	0 / 0%	0 / 0%	\$146,021 / 9.11%	0 / 0%	0 / 0%	0 / 0%
S	***	0 / 0%	0 / 0%	0 / 0%	0 / 0%	0 / 0%	0 / 0%	0 / 0%
-TC	0	0 / 0%	0 / 0%	0 / 0%	0 / 0%	0 / 0%	0 / 0%	0 / 0%
-I	0	0 / 0%	0 / 0%	0 / 0%	0 / 0%	0 / 0%	0 / 0%	0 / 0%
	\$1,602,021	\$146,021 / 9.11%	0 / 0%	0 / 0%	\$146,021 / 9.11%	0 / 0%	0 / 0%	0 / 0%

785 - UNIV OF TEXAS HEALTH CENTER AT TYLER - OTHER SERVICES UNADJUSTED GOAL IS 26%

T	0	0 / 0%	0 / 0%	0 / 0%	0 / 0%	0 / 0%	0 / 0%	0 / 0%
N	\$5,589,910	\$206,847 / 3.70%	\$63,568 / 1.14%	\$1,137 / 0.02%	\$82,591 / 1.48%	\$59,551 / 1.07%	0 / 0%	0 / 0%
S	***	0 / 0%	0 / 0%	0 / 0%	0 / 0%	0 / 0%	0 / 0%	0 / 0%
-TC	0	0 / 0%	0 / 0%	0 / 0%	0 / 0%	0 / 0%	0 / 0%	0 / 0%
-I	0	0 / 0%	0 / 0%	0 / 0%	0 / 0%	0 / 0%	0 / 0%	0 / 0%
	\$5,589,910	\$206,847 / 3.70%	\$63,568 / 1.14%	\$1,137 / 0.02%	\$82,591 / 1.48%	\$59,551 / 1.07%	0 / 0%	0 / 0%

785 - UNIV OF TEXAS HEALTH CENTER AT TYLER - COMMODITY PURCHASING UNADJUSTED GOAL IS 21.1%

T	0	0 / 0%	0 / 0%	0 / 0%	0 / 0%	0 / 0%	0 / 0%	0 / 0%
N	\$10,538,729	\$1,624,068 / 15.41%	\$140,591 / 1.33%	\$931,404 / 8.84%	\$545,222 / 5.17%	\$3,084 / 0.03%	0 / 0%	\$3,767 / 0.04%
S	***	0 / 0%	0 / 0%	0 / 0%	0 / 0%	0 / 0%	0 / 0%	0 / 0%
-TC	\$31,000	0 / 0%	0 / 0%	0 / 0%	0 / 0%	0 / 0%	0 / 0%	0 / 0%
-I	0	0 / 0%	0 / 0%	0 / 0%	0 / 0%	0 / 0%	0 / 0%	0 / 0%
	\$10,507,729	\$1,624,068 / 15.41%	\$140,591 / 1.33%	\$931,404 / 8.84%	\$545,222 / 5.17%	\$3,084 / 0.03%	0 / 0%	\$3,767 / 0.04%

*** DOLLARS REPORTED BUT NOT SHOWN IN THESE COLUMNS. T=TREASURY, N=NON-TREASURY, S=SUBCONTRACTOR FUNDS & PROCUREMENT CARD HUB PURCHASES, TC=TERM CONTRACT, I= INTER GOVERNMENTAL



TEXAS HISTORICALLY UNDERUTILIZED BUSINESS (HUB) SEMI-ANNUAL REPORT RECEIVED FOR FISCAL YEAR 2025

SECTION VII - STATE AGENCY EXPENDITURE DATA

FUND TYPE	TOTAL EXPENDITURE	TOTAL SPENT WITH HUBS AMOUNT / %	BLACK AMOUNT / %	HISPANIC AMOUNT / %	WOMAN AMOUNT / %	ASIAN PACIFIC AMOUNT / %	NATIVE AMERICAN AMOUNT / %	SERVICE-DISABLED VETERAN AMOUNT / %
785 - UNIV OF TEXAS HEALTH CENTER AT TYLER - Statewide Grand Total Expenditures								
T	0	0 / 0%	0 / 0%	0 / 0%	0 / 0%	0 / 0%	0 / 0%	0 / 0%
N	\$20,464,356	\$2,217,187 / 10.83%	\$204,159 / 1.00%	\$959,841 / 4.69%	\$986,785 / 4.82%	\$62,635 / 0.31%	0 / 0%	\$3,767 / 0.02%
S	***	0 / 0%	0 / 0%	0 / 0%	0 / 0%	0 / 0%	0 / 0%	0 / 0%
-TC	\$31,000	0 / 0%	0 / 0%	0 / 0%	0 / 0%	0 / 0%	0 / 0%	0 / 0%
-I	0	0 / 0%	0 / 0%	0 / 0%	0 / 0%	0 / 0%	0 / 0%	0 / 0%
	\$20,433,356	\$2,217,187 / 10.83%	\$204,159 / 1.00%	\$959,841 / 4.69%	\$986,785 / 4.82%	\$62,635 / 0.31%	0 / 0%	\$3,767 / 0.02%

*** DOLLARS REPORTED BUT NOT SHOWN IN THESE COLUMNS. T=TREASURY, N=NON-TREASURY, S=SUBCONTRACTOR FUNDS & PROCUREMENT CARD HUB PURCHASES, TC=TERM CONTRACT, I= INTER GOVERNMENTAL



TEXAS HISTORICALLY UNDERUTILIZED BUSINESS (HUB) SEMI-ANNUAL REPORT RECEIVED FOR FISCAL YEAR 2025

SECTION VII - STATE AGENCY EXPENDITURE DATA

FUND TYPE	TOTAL EXPENDITURE	TOTAL SPENT WITH HUBS AMOUNT / %	BLACK AMOUNT / %	HISPANIC AMOUNT / %	WOMAN AMOUNT / %	ASIAN PACIFIC AMOUNT / %	NATIVE AMERICAN AMOUNT / %	SERVICE- DISABLED VETERAN AMOUNT / %
-----------	-------------------	-------------------------------------	---------------------	------------------------	---------------------	--------------------------------	----------------------------------	---

787 - LAMAR STATE COLLEGE - ORANGE - HEAVY CONSTRUCTION UNADJUSTED GOAL IS 11.2%

T	0	0 / 0%	0 / 0%	0 / 0%	0 / 0%	0 / 0%	0 / 0%	0 / 0%
N	0	0 / 0%	0 / 0%	0 / 0%	0 / 0%	0 / 0%	0 / 0%	0 / 0%
S	***	0 / 0%	0 / 0%	0 / 0%	0 / 0%	0 / 0%	0 / 0%	0 / 0%
-TC	0	0 / 0%	0 / 0%	0 / 0%	0 / 0%	0 / 0%	0 / 0%	0 / 0%
-I	0	0 / 0%	0 / 0%	0 / 0%	0 / 0%	0 / 0%	0 / 0%	0 / 0%
	0	0 / 0%	0 / 0%	0 / 0%	0 / 0%	0 / 0%	0 / 0%	0 / 0%

787 - LAMAR STATE COLLEGE - ORANGE - BUILDING CONSTRUCTION UNADJUSTED GOAL IS 21.1%

T	0	0 / 0%	0 / 0%	0 / 0%	0 / 0%	0 / 0%	0 / 0%	0 / 0%
N	\$8,275,822	\$13,710 / 0.17%	0 / 0%	\$13,710 / 0.17%	0 / 0%	0 / 0%	0 / 0%	0 / 0%
S	***	\$89,939 / 1.09%	0 / 0%	\$89,939 / 1.09%	0 / 0%	0 / 0%	0 / 0%	0 / 0%
-TC	0	0 / 0%	0 / 0%	0 / 0%	0 / 0%	0 / 0%	0 / 0%	0 / 0%
-I	0	0 / 0%	0 / 0%	0 / 0%	0 / 0%	0 / 0%	0 / 0%	0 / 0%
	\$8,275,822	\$103,648 / 1.25%	0 / 0%	\$103,648 / 1.25%	0 / 0%	0 / 0%	0 / 0%	0 / 0%

787 - LAMAR STATE COLLEGE - ORANGE - SPECIAL TRADE UNADJUSTED GOAL IS 32.9%

T	\$3,595,584	\$3,521,757 / 97.95%	0 / 0%	\$1,000 / 0.03%	\$3,520,757 / 97.92%	0 / 0%	0 / 0%	0 / 0%
N	\$692,375	\$457,771 / 66.12%	0 / 0%	\$38,368 / 5.54%	\$419,403 / 60.57%	0 / 0%	0 / 0%	0 / 0%
S	***	0 / 0%	0 / 0%	0 / 0%	0 / 0%	0 / 0%	0 / 0%	0 / 0%
-TC	0	0 / 0%	0 / 0%	0 / 0%	0 / 0%	0 / 0%	0 / 0%	0 / 0%
-I	0	0 / 0%	0 / 0%	0 / 0%	0 / 0%	0 / 0%	0 / 0%	0 / 0%
	\$4,287,958	\$3,979,527 / 164.06%	0 / 0%	\$39,368 / 5.57%	\$3,940,160 / 158.49%	0 / 0%	0 / 0%	0 / 0%

*** DOLLARS REPORTED BUT NOT SHOWN IN THESE COLUMNS. T=TREASURY, N=NON-TREASURY, S=SUBCONTRACTOR FUNDS & PROCUREMENT CARD HUB PURCHASES, TC=TERM CONTRACT, I= INTER GOVERNMENT



TEXAS HISTORICALLY UNDERUTILIZED BUSINESS (HUB) SEMI-ANNUAL REPORT RECEIVED FOR FISCAL YEAR 2025

SECTION VII - STATE AGENCY EXPENDITURE DATA

FUND TYPE	TOTAL EXPENDITURE	TOTAL SPENT WITH HUBS AMOUNT / %	BLACK AMOUNT / %	HISPANIC AMOUNT / %	WOMAN AMOUNT / %	ASIAN PACIFIC AMOUNT / %	NATIVE AMERICAN AMOUNT / %	SERVICE-DISABLED VETERAN AMOUNT / %
-----------	-------------------	----------------------------------	------------------	---------------------	------------------	--------------------------	----------------------------	-------------------------------------

787 - LAMAR STATE COLLEGE - ORANGE - PROFESSIONAL SERVICES UNADJUSTED GOAL IS 23.7%

T	\$99,775	0 / 0%	0 / 0%	0 / 0%	0 / 0%	0 / 0%	0 / 0%	0 / 0%
N	\$228,349	0 / 0%	0 / 0%	0 / 0%	0 / 0%	0 / 0%	0 / 0%	0 / 0%
S	***	\$62,012 / 18.90%	0 / 0%	0 / 0%	\$1,472 / 0.45%	\$38,850 / 11.84%	\$21,690 / 6.61%	0 / 0%
-TC	0	0 / 0%	0 / 0%	0 / 0%	0 / 0%	0 / 0%	0 / 0%	0 / 0%
-I	0	0 / 0%	0 / 0%	0 / 0%	0 / 0%	0 / 0%	0 / 0%	0 / 0%
	\$328,124	\$62,012 / 18.90%	0 / 0%	0 / 0%	\$1,472 / 0.45%	\$38,850 / 11.84%	\$21,690 / 6.61%	0 / 0%

787 - LAMAR STATE COLLEGE - ORANGE - OTHER SERVICES UNADJUSTED GOAL IS 26%

T	\$1,177,868	\$263,065 / 22.33%	0 / 0%	\$260,880 / 22.15%	\$2,185 / 0.19%	0 / 0%	0 / 0%	0 / 0%
N	\$1,611,619	\$104,501 / 6.48%	0 / 0%	\$89,379 / 5.55%	\$15,122 / 0.94%	0 / 0%	0 / 0%	0 / 0%
S	***	0 / 0%	0 / 0%	0 / 0%	0 / 0%	0 / 0%	0 / 0%	0 / 0%
-TC	\$74	0 / 0%	0 / 0%	0 / 0%	0 / 0%	0 / 0%	0 / 0%	0 / 0%
-I	\$8,496	0 / 0%	0 / 0%	0 / 0%	0 / 0%	0 / 0%	0 / 0%	0 / 0%
	\$2,780,918	\$367,566 / 28.82%	0 / 0%	\$350,258 / 27.69%	\$17,307 / 1.12%	0 / 0%	0 / 0%	0 / 0%

787 - LAMAR STATE COLLEGE - ORANGE - COMMODITY PURCHASING UNADJUSTED GOAL IS 21.1%

T	\$156,199	\$41,030 / 26.27%	\$28,802 / 18.44%	\$188 / 0.12%	\$12,040 / 7.71%	0 / 0%	0 / 0%	0 / 0%
N	\$1,643,319	\$43,350 / 2.64%	\$13,840 / 0.84%	\$11,977 / 0.73%	\$17,534 / 1.07%	0 / 0%	0 / 0%	0 / 0%
S	***	0 / 0%	0 / 0%	0 / 0%	0 / 0%	0 / 0%	0 / 0%	0 / 0%
-TC	\$8,852	0 / 0%	0 / 0%	0 / 0%	0 / 0%	0 / 0%	0 / 0%	0 / 0%
-I	\$35,746	0 / 0%	0 / 0%	0 / 0%	0 / 0%	0 / 0%	0 / 0%	0 / 0%
	\$1,754,920	\$84,380 / 28.91%	\$42,641 / 19.28%	\$12,166 / 0.85%	\$29,573 / 8.77%	0 / 0%	0 / 0%	0 / 0%

*** DOLLARS REPORTED BUT NOT SHOWN IN THESE COLUMNS. T=TREASURY, N=NON-TREASURY, S=SUBCONTRACTOR FUNDS & PROCUREMENT CARD HUB PURCHASES, TC=TERM CONTRACT, I= INTER GOVERNMENTAL



TEXAS HISTORICALLY UNDERUTILIZED BUSINESS (HUB) SEMI-ANNUAL REPORT RECEIVED FOR FISCAL YEAR 2025

SECTION VII - STATE AGENCY EXPENDITURE DATA

FUND TYPE	TOTAL EXPENDITURE	TOTAL SPENT WITH HUBS AMOUNT / %	BLACK AMOUNT / %	HISPANIC AMOUNT / %	WOMAN AMOUNT / %	ASIAN PACIFIC AMOUNT / %	NATIVE AMERICAN AMOUNT / %	SERVICE-DISABLED VETERAN AMOUNT / %
787 - LAMAR STATE COLLEGE - ORANGE - Statewide Grand Total Expenditures								
T	\$5,029,425	\$3,825,851 / 76.07%	\$28,802 / 0.57%	\$262,068 / 5.21%	\$3,534,981 / 70.29%	0 / 0%	0 / 0%	0 / 0%
N	\$12,451,484	\$619,332 / 4.97%	\$13,840 / 0.11%	\$153,433 / 1.23%	\$452,059 / 3.63%	0 / 0%	0 / 0%	0 / 0%
S	***	\$151,951 / 1.77%	0 / 0%	\$89,939 / 1.05%	\$1,472 / 0.02%	\$38,850 / 0.45%	\$21,690 / 0.25%	0 / 0%
-TC	\$8,926	0 / 0%	0 / 0%	0 / 0%	0 / 0%	0 / 0%	0 / 0%	0 / 0%
-I	\$44,242	0 / 0%	0 / 0%	0 / 0%	0 / 0%	0 / 0%	0 / 0%	0 / 0%
	\$17,427,742	\$4,597,133 / 82.81%	\$42,641 / 0.68%	\$505,440 / 7.49%	\$3,988,512 / 73.93%	\$38,850 / 0.45%	\$21,690 / 0.25%	0 / 0%

*** DOLLARS REPORTED BUT NOT SHOWN IN THESE COLUMNS. T=TREASURY, N=NON-TREASURY, S=SUBCONTRACTOR FUNDS & PROCUREMENT CARD HUB PURCHASES, TC=TERM CONTRACT, I= INTER GOVERNMENTAL



TEXAS HISTORICALLY UNDERUTILIZED BUSINESS (HUB) SEMI-ANNUAL REPORT RECEIVED FOR FISCAL YEAR 2025

SECTION VII - STATE AGENCY EXPENDITURE DATA

FUND TYPE	TOTAL EXPENDITURE	TOTAL SPENT WITH HUBS AMOUNT / %	BLACK AMOUNT / %	HISPANIC AMOUNT / %	WOMAN AMOUNT / %	ASIAN PACIFIC AMOUNT / %	NATIVE AMERICAN AMOUNT / %	SERVICE- DISABLED VETERAN AMOUNT / %
-----------	-------------------	-------------------------------------	---------------------	------------------------	---------------------	--------------------------------	----------------------------------	---

788 - LAMAR STATE COLLEGE - PORT ARTHUR - HEAVY CONSTRUCTION UNADJUSTED GOAL IS 11.2%

T	0	0 / 0%	0 / 0%	0 / 0%	0 / 0%	0 / 0%	0 / 0%	0 / 0%
N	0	0 / 0%	0 / 0%	0 / 0%	0 / 0%	0 / 0%	0 / 0%	0 / 0%
S	***	0 / 0%	0 / 0%	0 / 0%	0 / 0%	0 / 0%	0 / 0%	0 / 0%
-TC	0	0 / 0%	0 / 0%	0 / 0%	0 / 0%	0 / 0%	0 / 0%	0 / 0%
-I	0	0 / 0%	0 / 0%	0 / 0%	0 / 0%	0 / 0%	0 / 0%	0 / 0%
	0	0 / 0%	0 / 0%	0 / 0%	0 / 0%	0 / 0%	0 / 0%	0 / 0%

788 - LAMAR STATE COLLEGE - PORT ARTHUR - BUILDING CONSTRUCTION UNADJUSTED GOAL IS 21.1%

T	\$375,722	0 / 0%	0 / 0%	0 / 0%	0 / 0%	0 / 0%	0 / 0%	0 / 0%
N	\$17,579,048	0 / 0%	0 / 0%	0 / 0%	0 / 0%	0 / 0%	0 / 0%	0 / 0%
S	***	\$1,662,181 / 9.26%	\$111,377 / 0.62%	\$1,185,065 / 6.60%	\$341,009 / 1.90%	\$24,730 / 0.14%	0 / 0%	0 / 0%
-TC	0	0 / 0%	0 / 0%	0 / 0%	0 / 0%	0 / 0%	0 / 0%	0 / 0%
-I	0	0 / 0%	0 / 0%	0 / 0%	0 / 0%	0 / 0%	0 / 0%	0 / 0%
	\$17,954,770	\$1,662,181 / 9.26%	\$111,377 / 0.62%	\$1,185,065 / 6.60%	\$341,009 / 1.90%	\$24,730 / 0.14%	0 / 0%	0 / 0%

788 - LAMAR STATE COLLEGE - PORT ARTHUR - SPECIAL TRADE UNADJUSTED GOAL IS 32.9%

T	\$628,315	\$77,211 / 12.29%	0 / 0%	0 / 0%	\$77,211 / 12.29%	0 / 0%	0 / 0%	0 / 0%
N	\$119,278	0 / 0%	0 / 0%	0 / 0%	0 / 0%	0 / 0%	0 / 0%	0 / 0%
S	***	0 / 0%	0 / 0%	0 / 0%	0 / 0%	0 / 0%	0 / 0%	0 / 0%
-TC	0	0 / 0%	0 / 0%	0 / 0%	0 / 0%	0 / 0%	0 / 0%	0 / 0%
-I	0	0 / 0%	0 / 0%	0 / 0%	0 / 0%	0 / 0%	0 / 0%	0 / 0%
	\$747,593	\$77,211 / 12.29%	0 / 0%	0 / 0%	\$77,211 / 12.29%	0 / 0%	0 / 0%	0 / 0%

*** DOLLARS REPORTED BUT NOT SHOWN IN THESE COLUMNS. T=TREASURY, N=NON-TREASURY, S=SUBCONTRACTOR FUNDS & PROCUREMENT CARD HUB PURCHASES, TC=TERM CONTRACT, I= INTER GOVERNMENT



TEXAS HISTORICALLY UNDERUTILIZED BUSINESS (HUB) SEMI-ANNUAL REPORT RECEIVED FOR FISCAL YEAR 2025

SECTION VII - STATE AGENCY EXPENDITURE DATA

FUND TYPE	TOTAL EXPENDITURE	TOTAL SPENT WITH HUBS AMOUNT / %	BLACK AMOUNT / %	HISPANIC AMOUNT / %	WOMAN AMOUNT / %	ASIAN PACIFIC AMOUNT / %	NATIVE AMERICAN AMOUNT / %	SERVICE-DISABLED VETERAN AMOUNT / %
-----------	-------------------	----------------------------------	------------------	---------------------	------------------	--------------------------	----------------------------	-------------------------------------

788 - LAMAR STATE COLLEGE - PORT ARTHUR - PROFESSIONAL SERVICES UNADJUSTED GOAL IS 23.7%

T	0	0 / 0%	0 / 0%	0 / 0%	0 / 0%	0 / 0%	0 / 0%	0 / 0%
N	\$219,785	0 / 0%	0 / 0%	0 / 0%	0 / 0%	0 / 0%	0 / 0%	0 / 0%
S	***	0 / 0%	0 / 0%	0 / 0%	0 / 0%	0 / 0%	0 / 0%	0 / 0%
-TC	0	0 / 0%	0 / 0%	0 / 0%	0 / 0%	0 / 0%	0 / 0%	0 / 0%
-I	0	0 / 0%	0 / 0%	0 / 0%	0 / 0%	0 / 0%	0 / 0%	0 / 0%
	\$219,785	0 / 0%	0 / 0%	0 / 0%	0 / 0%	0 / 0%	0 / 0%	0 / 0%

788 - LAMAR STATE COLLEGE - PORT ARTHUR - OTHER SERVICES UNADJUSTED GOAL IS 26%

T	\$1,083,755	\$245,407 / 22.64%	0 / 0%	\$245,209 / 22.63%	\$198 / 0.02%	0 / 0%	0 / 0%	0 / 0%
N	\$583,412	\$9,583 / 1.64%	\$300 / 0.05%	\$430 / 0.07%	\$8,853 / 1.52%	0 / 0%	0 / 0%	0 / 0%
S	***	0 / 0%	0 / 0%	0 / 0%	0 / 0%	0 / 0%	0 / 0%	0 / 0%
-TC	0	0 / 0%	0 / 0%	0 / 0%	0 / 0%	0 / 0%	0 / 0%	0 / 0%
-I	\$4,476	0 / 0%	0 / 0%	0 / 0%	0 / 0%	0 / 0%	0 / 0%	0 / 0%
	\$1,662,691	\$254,990 / 24.29%	\$300 / 0.05%	\$245,639 / 22.70%	\$9,050 / 1.54%	0 / 0%	0 / 0%	0 / 0%

788 - LAMAR STATE COLLEGE - PORT ARTHUR - COMMODITY PURCHASING UNADJUSTED GOAL IS 21.1%

T	\$203,285	\$32,219 / 15.85%	\$6,339 / 3.12%	\$25,712 / 12.65%	\$167 / 0.08%	0 / 0%	0 / 0%	0 / 0%
N	\$921,700	\$36,990 / 4.01%	\$8,901 / 0.97%	\$2,054 / 0.22%	\$26,035 / 2.82%	0 / 0%	0 / 0%	0 / 0%
S	***	0 / 0%	0 / 0%	0 / 0%	0 / 0%	0 / 0%	0 / 0%	0 / 0%
-TC	\$24,048	0 / 0%	0 / 0%	0 / 0%	0 / 0%	0 / 0%	0 / 0%	0 / 0%
-I	0	0 / 0%	0 / 0%	0 / 0%	0 / 0%	0 / 0%	0 / 0%	0 / 0%
	\$1,100,938	\$69,209 / 19.86%	\$15,241 / 4.08%	\$27,767 / 12.87%	\$26,202 / 2.91%	0 / 0%	0 / 0%	0 / 0%

*** DOLLARS REPORTED BUT NOT SHOWN IN THESE COLUMNS. T=TREASURY, N=NON-TREASURY, S=SUBCONTRACTOR FUNDS & PROCUREMENT CARD HUB PURCHASES, TC=TERM CONTRACT, I= INTER GOVERNMENTAL



TEXAS HISTORICALLY UNDERUTILIZED BUSINESS (HUB) SEMI-ANNUAL REPORT RECEIVED FOR FISCAL YEAR 2025

SECTION VII - STATE AGENCY EXPENDITURE DATA

FUND TYPE	TOTAL EXPENDITURE	TOTAL SPENT WITH HUBS AMOUNT / %	BLACK AMOUNT / %	HISPANIC AMOUNT / %	WOMAN AMOUNT / %	ASIAN PACIFIC AMOUNT / %	NATIVE AMERICAN AMOUNT / %	SERVICE-DISABLED VETERAN AMOUNT / %
788 - LAMAR STATE COLLEGE - PORT ARTHUR - Statewide Grand Total Expenditures								
T	\$2,291,077	\$354,837 / 15.49%	\$6,339 / 0.28%	\$270,922 / 11.83%	\$77,577 / 3.39%	0 / 0%	0 / 0%	0 / 0%
N	\$19,423,223	\$46,573 / 0.24%	\$9,201 / 0.05%	\$2,484 / 0.01%	\$34,887 / 0.18%	0 / 0%	0 / 0%	0 / 0%
S	***	\$1,662,181 / 9.26%	\$111,377 / 0.62%	\$1,185,065 / 6.60%	\$341,009 / 1.90%	\$24,730 / 0.14%	0 / 0%	0 / 0%
-TC	\$24,048	0 / 0%	0 / 0%	0 / 0%	0 / 0%	0 / 0%	0 / 0%	0 / 0%
-I	\$4,476	0 / 0%	0 / 0%	0 / 0%	0 / 0%	0 / 0%	0 / 0%	0 / 0%
	\$21,685,776	\$2,063,591 / 24.99%	\$126,918 / 0.94%	\$1,458,471 / 18.44%	\$453,472 / 5.46%	\$24,730 / 0.14%	0 / 0%	0 / 0%

*** DOLLARS REPORTED BUT NOT SHOWN IN THESE COLUMNS. T=TREASURY, N=NON-TREASURY, S=SUBCONTRACTOR FUNDS & PROCUREMENT CARD HUB PURCHASES, TC=TERM CONTRACT, I= INTER GOVERNMENTAL



TEXAS HISTORICALLY UNDERUTILIZED BUSINESS (HUB) SEMI-ANNUAL REPORT RECEIVED FOR FISCAL YEAR 2025

SECTION VII - STATE AGENCY EXPENDITURE DATA

FUND TYPE	TOTAL EXPENDITURE	TOTAL SPENT WITH HUBS AMOUNT / %	BLACK AMOUNT / %	HISPANIC AMOUNT / %	WOMAN AMOUNT / %	ASIAN PACIFIC AMOUNT / %	NATIVE AMERICAN AMOUNT / %	SERVICE- DISABLED VETERAN AMOUNT / %
-----------	-------------------	-------------------------------------	---------------------	------------------------	---------------------	--------------------------------	----------------------------------	---

789 - LAMAR INSTITUTE OF TECHNOLOGY - HEAVY CONSTRUCTION UNADJUSTED GOAL IS 11.2%

T	0	0 / 0%	0 / 0%	0 / 0%	0 / 0%	0 / 0%	0 / 0%	0 / 0%
N	0	0 / 0%	0 / 0%	0 / 0%	0 / 0%	0 / 0%	0 / 0%	0 / 0%
S	***	0 / 0%	0 / 0%	0 / 0%	0 / 0%	0 / 0%	0 / 0%	0 / 0%
-TC	0	0 / 0%	0 / 0%	0 / 0%	0 / 0%	0 / 0%	0 / 0%	0 / 0%
-I	0	0 / 0%	0 / 0%	0 / 0%	0 / 0%	0 / 0%	0 / 0%	0 / 0%
	0	0 / 0%	0 / 0%	0 / 0%	0 / 0%	0 / 0%	0 / 0%	0 / 0%

789 - LAMAR INSTITUTE OF TECHNOLOGY - BUILDING CONSTRUCTION UNADJUSTED GOAL IS 21.1%

T	\$999,252	\$999,252 / 100.00%	0 / 0%	\$999,252 / 100.00%	0 / 0%	0 / 0%	0 / 0%	0 / 0%
N	\$6,309,902	\$2,071,575 / 32.83%	0 / 0%	\$2,054,259 / 32.56%	\$17,317 / 0.27%	0 / 0%	0 / 0%	0 / 0%
S	***	\$1,112,322 / 15.22%	0 / 0%	\$737,283 / 10.09%	\$290,700 / 3.98%	\$69,446 / 0.95%	\$14,893 / 0.20%	0 / 0%
-TC	0	0 / 0%	0 / 0%	0 / 0%	0 / 0%	0 / 0%	0 / 0%	0 / 0%
-I	0	0 / 0%	0 / 0%	0 / 0%	0 / 0%	0 / 0%	0 / 0%	0 / 0%
	\$7,309,154	\$4,183,150 / 148.05%	0 / 0%	\$3,790,794 / 142.64%	\$308,017 / 4.25%	\$69,446 / 0.95%	\$14,893 / 0.20%	0 / 0%

789 - LAMAR INSTITUTE OF TECHNOLOGY - SPECIAL TRADE UNADJUSTED GOAL IS 32.9%

T	\$328,958	\$7,529 / 2.29%	0 / 0%	\$2,091 / 0.64%	\$5,438 / 1.65%	0 / 0%	0 / 0%	0 / 0%
N	\$3,369	\$2,465 / 73.15%	0 / 0%	0 / 0%	\$2,465 / 73.15%	0 / 0%	0 / 0%	0 / 0%
S	***	\$10,950 / 6.00%	0 / 0%	\$10,950 / 6.00%	0 / 0%	0 / 0%	0 / 0%	0 / 0%
-TC	0	0 / 0%	0 / 0%	0 / 0%	0 / 0%	0 / 0%	0 / 0%	0 / 0%
-I	0	0 / 0%	0 / 0%	0 / 0%	0 / 0%	0 / 0%	0 / 0%	0 / 0%
	\$332,327	\$20,944 / 81.44%	0 / 0%	\$13,041 / 6.64%	\$7,903 / 74.81%	0 / 0%	0 / 0%	0 / 0%

*** DOLLARS REPORTED BUT NOT SHOWN IN THESE COLUMNS. T=TREASURY, N=NON-TREASURY, S=SUBCONTRACTOR FUNDS & PROCUREMENT CARD HUB PURCHASES, TC=TERM CONTRACT, I= INTER GOVERNMENT



TEXAS HISTORICALLY UNDERUTILIZED BUSINESS (HUB) SEMI-ANNUAL REPORT RECEIVED FOR FISCAL YEAR 2025

SECTION VII - STATE AGENCY EXPENDITURE DATA

FUND TYPE	TOTAL EXPENDITURE	TOTAL SPENT WITH HUBS AMOUNT / %	BLACK AMOUNT / %	HISPANIC AMOUNT / %	WOMAN AMOUNT / %	ASIAN PACIFIC AMOUNT / %	NATIVE AMERICAN AMOUNT / %	SERVICE-DISABLED VETERAN AMOUNT / %
789 - LAMAR INSTITUTE OF TECHNOLOGY - PROFESSIONAL SERVICES UNADJUSTED GOAL IS 23.7%								
T	0	0 / 0%	0 / 0%	0 / 0%	0 / 0%	0 / 0%	0 / 0%	0 / 0%
N	\$7,000	0 / 0%	0 / 0%	0 / 0%	0 / 0%	0 / 0%	0 / 0%	0 / 0%
S	***	0 / 0%	0 / 0%	0 / 0%	0 / 0%	0 / 0%	0 / 0%	0 / 0%
-TC	0	0 / 0%	0 / 0%	0 / 0%	0 / 0%	0 / 0%	0 / 0%	0 / 0%
-I	0	0 / 0%	0 / 0%	0 / 0%	0 / 0%	0 / 0%	0 / 0%	0 / 0%
	\$7,000	0 / 0%	0 / 0%	0 / 0%	0 / 0%	0 / 0%	0 / 0%	0 / 0%
789 - LAMAR INSTITUTE OF TECHNOLOGY - OTHER SERVICES UNADJUSTED GOAL IS 26%								
T	\$861,515	\$116,542 / 13.53%	\$179 / 0.02%	\$96,538 / 11.21%	\$19,825 / 2.30%	0 / 0%	0 / 0%	0 / 0%
N	\$1,154,122	\$54,268 / 4.70%	\$3,991 / 0.35%	0 / 0%	\$50,276 / 4.36%	0 / 0%	0 / 0%	0 / 0%
S	***	0 / 0%	0 / 0%	0 / 0%	0 / 0%	0 / 0%	0 / 0%	0 / 0%
-TC	0	0 / 0%	0 / 0%	0 / 0%	0 / 0%	0 / 0%	0 / 0%	0 / 0%
-I	\$64,957	0 / 0%	0 / 0%	0 / 0%	0 / 0%	0 / 0%	0 / 0%	0 / 0%
	\$1,950,680	\$170,809 / 18.23%	\$4,170 / 0.37%	\$96,538 / 11.21%	\$70,101 / 6.66%	0 / 0%	0 / 0%	0 / 0%
789 - LAMAR INSTITUTE OF TECHNOLOGY - COMMODITY PURCHASING UNADJUSTED GOAL IS 21.1%								
T	\$1,508,870	\$380,811 / 25.24%	\$145,177 / 9.62%	\$232,811 / 15.43%	\$2,822 / 0.19%	0 / 0%	0 / 0%	0 / 0%
N	\$1,318,062	\$261,962 / 19.87%	\$50,180 / 3.81%	\$20,471 / 1.55%	\$191,312 / 14.51%	0 / 0%	0 / 0%	0 / 0%
S	***	0 / 0%	0 / 0%	0 / 0%	0 / 0%	0 / 0%	0 / 0%	0 / 0%
-TC	0	0 / 0%	0 / 0%	0 / 0%	0 / 0%	0 / 0%	0 / 0%	0 / 0%
-I	\$35,976	0 / 0%	0 / 0%	0 / 0%	0 / 0%	0 / 0%	0 / 0%	0 / 0%
	\$2,790,956	\$642,773 / 45.11%	\$195,357 / 13.43%	\$253,282 / 16.98%	\$194,134 / 14.70%	0 / 0%	0 / 0%	0 / 0%

*** DOLLARS REPORTED BUT NOT SHOWN IN THESE COLUMNS. T=TREASURY, N=NON-TREASURY, S=SUBCONTRACTOR FUNDS & PROCUREMENT CARD HUB PURCHASES, TC=TERM CONTRACT, I= INTER GOVERNMENTAL



TEXAS HISTORICALLY UNDERUTILIZED BUSINESS (HUB) SEMI-ANNUAL REPORT RECEIVED FOR FISCAL YEAR 2025

SECTION VII - STATE AGENCY EXPENDITURE DATA

FUND TYPE	TOTAL EXPENDITURE	TOTAL SPENT WITH HUBS AMOUNT / %	BLACK AMOUNT / %	HISPANIC AMOUNT / %	WOMAN AMOUNT / %	ASIAN PACIFIC AMOUNT / %	NATIVE AMERICAN AMOUNT / %	SERVICE-DISABLED VETERAN AMOUNT / %
789 - LAMAR INSTITUTE OF TECHNOLOGY - Statewide Grand Total Expenditures								
T	\$3,698,596	\$1,504,134 / 40.67%	\$145,356 / 3.93%	\$1,330,693 / 35.98%	\$28,085 / 0.76%	0 / 0%	0 / 0%	0 / 0%
N	\$8,792,456	\$2,390,269 / 27.19%	\$54,171 / 0.62%	\$2,074,729 / 23.60%	\$261,369 / 2.97%	0 / 0%	0 / 0%	0 / 0%
S	***	\$1,123,272 / 14.99%	0 / 0%	\$748,233 / 9.99%	\$290,700 / 3.88%	\$69,446 / 0.93%	\$14,893 / 0.20%	0 / 0%
-TC	0	0 / 0%	0 / 0%	0 / 0%	0 / 0%	0 / 0%	0 / 0%	0 / 0%
-I	\$100,933	0 / 0%	0 / 0%	0 / 0%	0 / 0%	0 / 0%	0 / 0%	0 / 0%
	\$12,390,118	\$5,017,676 / 82.85%	\$199,527 / 4.55%	\$4,153,655 / 69.56%	\$580,154 / 7.61%	\$69,446 / 0.93%	\$14,893 / 0.20%	0 / 0%

*** DOLLARS REPORTED BUT NOT SHOWN IN THESE COLUMNS. T=TREASURY, N=NON-TREASURY, S=SUBCONTRACTOR FUNDS & PROCUREMENT CARD HUB PURCHASES, TC=TERM CONTRACT, I= INTER GOVERNMENTAL



TEXAS HISTORICALLY UNDERUTILIZED BUSINESS (HUB) SEMI-ANNUAL REPORT RECEIVED FOR FISCAL YEAR 2025

SECTION VII - STATE AGENCY EXPENDITURE DATA

FUND TYPE	TOTAL EXPENDITURE	TOTAL SPENT WITH HUBS AMOUNT / %	BLACK AMOUNT / %	HISPANIC AMOUNT / %	WOMAN AMOUNT / %	ASIAN PACIFIC AMOUNT / %	NATIVE AMERICAN AMOUNT / %	SERVICE-DISABLED VETERAN AMOUNT / %
-----------	-------------------	----------------------------------	------------------	---------------------	------------------	--------------------------	----------------------------	-------------------------------------

802 - PARKS AND WILDLIFE DEPARTMENT - HEAVY CONSTRUCTION UNADJUSTED GOAL IS 11.2%

T	\$4,766,127	\$6,987 / 0.15%	0 / 0%	\$6,987 / 0.15%	0 / 0%	0 / 0%	0 / 0%	0 / 0%
N	0	0 / 0%	0 / 0%	0 / 0%	0 / 0%	0 / 0%	0 / 0%	0 / 0%
S	***	\$87,145 / 1.83%	0 / 0%	\$26,416 / 0.55%	\$25,033 / 0.53%	0 / 0%	\$35,696 / 0.75%	0 / 0%
-TC	0	0 / 0%	0 / 0%	0 / 0%	0 / 0%	0 / 0%	0 / 0%	0 / 0%
-I	0	0 / 0%	0 / 0%	0 / 0%	0 / 0%	0 / 0%	0 / 0%	0 / 0%
	\$4,766,127	\$94,132 / 1.98%	0 / 0%	\$33,403 / 0.70%	\$25,033 / 0.53%	0 / 0%	\$35,696 / 0.75%	0 / 0%

802 - PARKS AND WILDLIFE DEPARTMENT - BUILDING CONSTRUCTION UNADJUSTED GOAL IS 21.1%

T	\$20,928,320	\$2,443,154 / 11.67%	0 / 0%	\$2,086,073 / 9.97%	\$77,840 / 0.37%	0 / 0%	\$279,242 / 1.33%	0 / 0%
N	0	0 / 0%	0 / 0%	0 / 0%	0 / 0%	0 / 0%	0 / 0%	0 / 0%
S	***	\$227,920 / 2.11%	0 / 0%	\$31,341 / 0.29%	\$196,579 / 1.82%	0 / 0%	0 / 0%	0 / 0%
-TC	0	0 / 0%	0 / 0%	0 / 0%	0 / 0%	0 / 0%	0 / 0%	0 / 0%
-I	0	0 / 0%	0 / 0%	0 / 0%	0 / 0%	0 / 0%	0 / 0%	0 / 0%
	\$20,928,320	\$2,671,074 / 13.78%	0 / 0%	\$2,117,414 / 10.26%	\$274,419 / 2.19%	0 / 0%	\$279,242 / 1.33%	0 / 0%

802 - PARKS AND WILDLIFE DEPARTMENT - SPECIAL TRADE UNADJUSTED GOAL IS 32.9%

T	\$3,657,863	\$1,205,577 / 32.96%	\$11,850 / 0.32%	\$149,172 / 4.08%	\$190,755 / 5.21%	\$78,992 / 2.16%	0 / 0%	\$774,809 / 21.18%
N	0	0 / 0%	0 / 0%	0 / 0%	0 / 0%	0 / 0%	0 / 0%	0 / 0%
S	***	\$31,653 / 1.51%	\$234 / 0.01%	\$17,788 / 0.85%	\$13,042 / 0.62%	0 / 0%	\$307 / 0.01%	\$282 / 0.01%
-TC	0	0 / 0%	0 / 0%	0 / 0%	0 / 0%	0 / 0%	0 / 0%	0 / 0%
-I	0	0 / 0%	0 / 0%	0 / 0%	0 / 0%	0 / 0%	0 / 0%	0 / 0%
	\$3,657,863	\$1,237,230 / 34.47%	\$12,084 / 0.34%	\$166,960 / 4.93%	\$203,797 / 5.84%	\$78,992 / 2.16%	\$307 / 0.01%	\$775,091 / 21.20%

*** DOLLARS REPORTED BUT NOT SHOWN IN THESE COLUMNS. T=TREASURY, N=NON-TREASURY, S=SUBCONTRACTOR FUNDS & PROCUREMENT CARD HUB PURCHASES, TC=TERM CONTRACT, I= INTER GOVERNMENTAL



TEXAS HISTORICALLY UNDERUTILIZED BUSINESS (HUB) SEMI-ANNUAL REPORT RECEIVED FOR FISCAL YEAR 2025

SECTION VII - STATE AGENCY EXPENDITURE DATA

FUND TYPE	TOTAL EXPENDITURE	TOTAL SPENT WITH HUBS AMOUNT / %	BLACK AMOUNT / %	HISPANIC AMOUNT / %	WOMAN AMOUNT / %	ASIAN PACIFIC AMOUNT / %	NATIVE AMERICAN AMOUNT / %	SERVICE-DISABLED VETERAN AMOUNT / %
-----------	-------------------	----------------------------------	------------------	---------------------	------------------	--------------------------	----------------------------	-------------------------------------

802 - PARKS AND WILDLIFE DEPARTMENT - PROFESSIONAL SERVICES UNADJUSTED GOAL IS 23.7%

T	\$3,782,550	\$1,085,711 / 28.70%	\$56,758 / 1.50%	\$797,526 / 21.08%	\$197,014 / 5.21%	\$34,414 / 0.91%	0 / 0%	0 / 0%
N	0	0 / 0%	0 / 0%	0 / 0%	0 / 0%	0 / 0%	0 / 0%	0 / 0%
S	***	\$395,670 / 10.56%	0 / 0%	\$66,975 / 1.79%	\$185,529 / 4.95%	\$143,167 / 3.82%	0 / 0%	0 / 0%
-TC	\$29,400	\$16,800 / 57.14%	\$16,800 / 57.14%	0 / 0%	0 / 0%	0 / 0%	0 / 0%	0 / 0%
-I	0	0 / 0%	0 / 0%	0 / 0%	0 / 0%	0 / 0%	0 / 0%	0 / 0%
	\$3,753,150	\$1,464,582 / 96.40%	\$39,958 / 58.64%	\$864,501 / 22.87%	\$382,543 / 10.16%	\$177,580 / 4.73%	0 / 0%	0 / 0%

802 - PARKS AND WILDLIFE DEPARTMENT - OTHER SERVICES UNADJUSTED GOAL IS 26%

T	\$25,041,852	\$2,932,834 / 11.71%	\$214,262 / 0.86%	\$324,441 / 1.30%	\$1,785,382 / 7.13%	\$468,584 / 1.87%	\$285 / 0.00%	\$139,880 / 0.56%
N	0	0 / 0%	0 / 0%	0 / 0%	0 / 0%	0 / 0%	0 / 0%	0 / 0%
S	***	\$144,442 / 0.76%	\$4,531 / 0.02%	\$35,953 / 0.19%	\$97,483 / 0.51%	\$56 / 0.00%	\$962 / 0.01%	\$5,457 / 0.03%
-TC	\$520,629	0 / 0%	0 / 0%	0 / 0%	0 / 0%	0 / 0%	0 / 0%	0 / 0%
-I	0	0 / 0%	0 / 0%	0 / 0%	0 / 0%	0 / 0%	0 / 0%	0 / 0%
	\$24,521,223	\$3,077,276 / 12.47%	\$218,793 / 0.88%	\$360,394 / 1.48%	\$1,882,864 / 7.64%	\$468,641 / 1.87%	\$1,247 / 0.01%	\$145,337 / 0.59%

802 - PARKS AND WILDLIFE DEPARTMENT - COMMODITY PURCHASING UNADJUSTED GOAL IS 21.1%

T	\$32,334,984	\$1,792,235 / 5.54%	\$47,055 / 0.15%	\$633,922 / 1.96%	\$998,651 / 3.09%	\$29,369 / 0.09%	\$68,518 / 0.21%	\$14,718 / 0.05%
N	0	0 / 0%	0 / 0%	0 / 0%	0 / 0%	0 / 0%	0 / 0%	0 / 0%
S	***	\$1,127,911 / 8.71%	\$14,565 / 0.11%	\$489,291 / 3.78%	\$555,620 / 4.29%	\$33,260 / 0.26%	\$24,697 / 0.19%	\$10,479 / 0.08%
-TC	\$18,192,033	\$78,153 / 0.43%	\$4,944 / 0.03%	\$11,694 / 0.06%	\$61,515 / 0.34%	0 / 0%	0 / 0%	0 / 0%
-I	0	0 / 0%	0 / 0%	0 / 0%	0 / 0%	0 / 0%	0 / 0%	0 / 0%
	\$14,142,951	\$2,841,993 / 14.68%	\$56,676 / 0.29%	\$1,111,519 / 5.80%	\$1,492,757 / 7.72%	\$62,629 / 0.35%	\$93,215 / 0.40%	\$25,197 / 0.13%

*** DOLLARS REPORTED BUT NOT SHOWN IN THESE COLUMNS. T=TREASURY, N=NON-TREASURY, S=SUBCONTRACTOR FUNDS & PROCUREMENT CARD HUB PURCHASES, TC=TERM CONTRACT, I= INTER GOVERNMENTAL



TEXAS HISTORICALLY UNDERUTILIZED BUSINESS (HUB) SEMI-ANNUAL REPORT RECEIVED FOR FISCAL YEAR 2025

SECTION VII - STATE AGENCY EXPENDITURE DATA

FUND TYPE	TOTAL EXPENDITURE	TOTAL SPENT WITH HUBS AMOUNT / %	BLACK AMOUNT / %	HISPANIC AMOUNT / %	WOMAN AMOUNT / %	ASIAN PACIFIC AMOUNT / %	NATIVE AMERICAN AMOUNT / %	SERVICE-DISABLED VETERAN AMOUNT / %
802 - PARKS AND WILDLIFE DEPARTMENT - Statewide Grand Total Expenditures								
T	\$90,511,697	\$9,466,499 / 10.46%	\$329,925 / 0.36%	\$3,998,121 / 4.42%	\$3,249,642 / 3.59%	\$611,359 / 0.68%	\$348,045 / 0.38%	\$929,407 / 1.03%
N	0	0 / 0%	0 / 0%	0 / 0%	0 / 0%	0 / 0%	0 / 0%	0 / 0%
S	***	\$2,014,740 / 3.77%	\$19,330 / 0.04%	\$667,764 / 1.25%	\$1,073,285 / 2.01%	\$176,483 / 0.33%	\$61,661 / 0.12%	\$16,217 / 0.03%
-TC	\$18,742,062	\$94,953 / 0.51%	\$21,744 / 0.12%	\$11,694 / 0.06%	\$61,515 / 0.33%	0 / 0%	0 / 0%	0 / 0%
-I	0	0 / 0%	0 / 0%	0 / 0%	0 / 0%	0 / 0%	0 / 0%	0 / 0%
	\$71,769,634	\$11,386,286 / 14.73%	\$327,511 / 0.52%	\$4,654,191 / 5.73%	\$4,261,412 / 5.93%	\$787,841 / 1.01%	\$409,706 / 0.50%	\$945,625 / 1.06%

*** DOLLARS REPORTED BUT NOT SHOWN IN THESE COLUMNS. T=TREASURY, N=NON-TREASURY, S=SUBCONTRACTOR FUNDS & PROCUREMENT CARD HUB PURCHASES, TC=TERM CONTRACT, I= INTER GOVERNMENTAL



TEXAS HISTORICALLY UNDERUTILIZED BUSINESS (HUB) SEMI-ANNUAL REPORT RECEIVED FOR FISCAL YEAR 2025

SECTION VII - STATE AGENCY EXPENDITURE DATA

FUND TYPE	TOTAL EXPENDITURE	TOTAL SPENT WITH HUBS AMOUNT / %	BLACK AMOUNT / %	HISPANIC AMOUNT / %	WOMAN AMOUNT / %	ASIAN PACIFIC AMOUNT / %	NATIVE AMERICAN AMOUNT / %	SERVICE-DISABLED VETERAN AMOUNT / %
-----------	-------------------	----------------------------------	------------------	---------------------	------------------	--------------------------	----------------------------	-------------------------------------

808 - TEXAS HISTORICAL COMMISSION - HEAVY CONSTRUCTION UNADJUSTED GOAL IS 11.2%

T	\$18,397	0 / 0%	0 / 0%	0 / 0%	0 / 0%	0 / 0%	0 / 0%	0 / 0%
N	0	0 / 0%	0 / 0%	0 / 0%	0 / 0%	0 / 0%	0 / 0%	0 / 0%
S	***	0 / 0%	0 / 0%	0 / 0%	0 / 0%	0 / 0%	0 / 0%	0 / 0%
-TC	0	0 / 0%	0 / 0%	0 / 0%	0 / 0%	0 / 0%	0 / 0%	0 / 0%
-I	0	0 / 0%	0 / 0%	0 / 0%	0 / 0%	0 / 0%	0 / 0%	0 / 0%
	\$18,397	0 / 0%	0 / 0%	0 / 0%	0 / 0%	0 / 0%	0 / 0%	0 / 0%

808 - TEXAS HISTORICAL COMMISSION - BUILDING CONSTRUCTION UNADJUSTED GOAL IS 21.1%

T	\$14,518,982	\$213,884 / 1.47%	0 / 0%	0 / 0%	0 / 0%	\$213,884 / 1.47%	0 / 0%	0 / 0%
N	0	0 / 0%	0 / 0%	0 / 0%	0 / 0%	0 / 0%	0 / 0%	0 / 0%
S	***	0 / 0%	0 / 0%	0 / 0%	0 / 0%	0 / 0%	0 / 0%	0 / 0%
-TC	0	0 / 0%	0 / 0%	0 / 0%	0 / 0%	0 / 0%	0 / 0%	0 / 0%
-I	0	0 / 0%	0 / 0%	0 / 0%	0 / 0%	0 / 0%	0 / 0%	0 / 0%
	\$14,518,982	\$213,884 / 1.47%	0 / 0%	0 / 0%	0 / 0%	\$213,884 / 1.47%	0 / 0%	0 / 0%

808 - TEXAS HISTORICAL COMMISSION - SPECIAL TRADE UNADJUSTED GOAL IS 32.9%

T	\$1,327,642	\$134,537 / 10.13%	\$13,736 / 1.03%	\$11,223 / 0.85%	\$105,825 / 7.97%	0 / 0%	0 / 0%	\$3,752 / 0.28%
N	0	0 / 0%	0 / 0%	0 / 0%	0 / 0%	0 / 0%	0 / 0%	0 / 0%
S	***	0 / 0%	0 / 0%	0 / 0%	0 / 0%	0 / 0%	0 / 0%	0 / 0%
-TC	0	0 / 0%	0 / 0%	0 / 0%	0 / 0%	0 / 0%	0 / 0%	0 / 0%
-I	0	0 / 0%	0 / 0%	0 / 0%	0 / 0%	0 / 0%	0 / 0%	0 / 0%
	\$1,327,642	\$134,537 / 10.13%	\$13,736 / 1.03%	\$11,223 / 0.85%	\$105,825 / 7.97%	0 / 0%	0 / 0%	\$3,752 / 0.28%

*** DOLLARS REPORTED BUT NOT SHOWN IN THESE COLUMNS. T=TREASURY, N=NON-TREASURY, S=SUBCONTRACTOR FUNDS & PROCUREMENT CARD HUB PURCHASES, TC=TERM CONTRACT, I= INTER GOVERNMENTAL



TEXAS HISTORICALLY UNDERUTILIZED BUSINESS (HUB) SEMI-ANNUAL REPORT RECEIVED FOR FISCAL YEAR 2025

SECTION VII - STATE AGENCY EXPENDITURE DATA

FUND TYPE	TOTAL EXPENDITURE	TOTAL SPENT WITH HUBS AMOUNT / %	BLACK AMOUNT / %	HISPANIC AMOUNT / %	WOMAN AMOUNT / %	ASIAN PACIFIC AMOUNT / %	NATIVE AMERICAN AMOUNT / %	SERVICE-DISABLED VETERAN AMOUNT / %
-----------	-------------------	----------------------------------	------------------	---------------------	------------------	--------------------------	----------------------------	-------------------------------------

808 - TEXAS HISTORICAL COMMISSION - PROFESSIONAL SERVICES UNADJUSTED GOAL IS 23.7%

T	\$115,153	\$27,068 / 23.51%	\$21,413 / 18.59%	0 / 0%	0 / 0%	\$5,655 / 4.91%	0 / 0%	0 / 0%
N	0	0 / 0%	0 / 0%	0 / 0%	0 / 0%	0 / 0%	0 / 0%	0 / 0%
S	***	0 / 0%	0 / 0%	0 / 0%	0 / 0%	0 / 0%	0 / 0%	0 / 0%
-TC	0	0 / 0%	0 / 0%	0 / 0%	0 / 0%	0 / 0%	0 / 0%	0 / 0%
-I	0	0 / 0%	0 / 0%	0 / 0%	0 / 0%	0 / 0%	0 / 0%	0 / 0%
	\$115,153	\$27,068 / 23.51%	\$21,413 / 18.59%	0 / 0%	0 / 0%	\$5,655 / 4.91%	0 / 0%	0 / 0%

808 - TEXAS HISTORICAL COMMISSION - OTHER SERVICES UNADJUSTED GOAL IS 26%

T	\$2,406,187	\$205,463 / 8.54%	\$6,000 / 0.25%	\$800 / 0.03%	\$30,981 / 1.29%	\$167,683 / 6.97%	0 / 0%	0 / 0%
N	0	0 / 0%	0 / 0%	0 / 0%	0 / 0%	0 / 0%	0 / 0%	0 / 0%
S	***	0 / 0%	0 / 0%	0 / 0%	0 / 0%	0 / 0%	0 / 0%	0 / 0%
-TC	\$62,469	0 / 0%	0 / 0%	0 / 0%	0 / 0%	0 / 0%	0 / 0%	0 / 0%
-I	0	0 / 0%	0 / 0%	0 / 0%	0 / 0%	0 / 0%	0 / 0%	0 / 0%
	\$2,343,717	\$205,463 / 8.54%	\$6,000 / 0.25%	\$800 / 0.03%	\$30,981 / 1.29%	\$167,683 / 6.97%	0 / 0%	0 / 0%

808 - TEXAS HISTORICAL COMMISSION - COMMODITY PURCHASING UNADJUSTED GOAL IS 21.1%

T	\$2,572,862	\$64,599 / 2.51%	\$20,144 / 0.78%	0 / 0%	\$29,249 / 1.14%	\$12,316 / 0.48%	0 / 0%	\$2,890 / 0.11%
N	0	0 / 0%	0 / 0%	0 / 0%	0 / 0%	0 / 0%	0 / 0%	0 / 0%
S	***	0 / 0%	0 / 0%	0 / 0%	0 / 0%	0 / 0%	0 / 0%	0 / 0%
-TC	\$1,367,103	\$79 / 0.01%	0 / 0%	0 / 0%	\$79 / 0.01%	0 / 0%	0 / 0%	0 / 0%
-I	0	0 / 0%	0 / 0%	0 / 0%	0 / 0%	0 / 0%	0 / 0%	0 / 0%
	\$1,205,759	\$64,520 / 2.52%	\$20,144 / 0.78%	0 / 0%	\$29,170 / 1.14%	\$12,316 / 0.48%	0 / 0%	\$2,890 / 0.11%

*** DOLLARS REPORTED BUT NOT SHOWN IN THESE COLUMNS. T=TREASURY, N=NON-TREASURY, S=SUBCONTRACTOR FUNDS & PROCUREMENT CARD HUB PURCHASES, TC=TERM CONTRACT, I= INTER GOVERNMENTAL



TEXAS HISTORICALLY UNDERUTILIZED BUSINESS (HUB) SEMI-ANNUAL REPORT RECEIVED FOR FISCAL YEAR 2025

SECTION VII - STATE AGENCY EXPENDITURE DATA

FUND TYPE	TOTAL EXPENDITURE	TOTAL SPENT WITH HUBS AMOUNT / %	BLACK AMOUNT / %	HISPANIC AMOUNT / %	WOMAN AMOUNT / %	ASIAN PACIFIC AMOUNT / %	NATIVE AMERICAN AMOUNT / %	SERVICE-DISABLED VETERAN AMOUNT / %
808 - TEXAS HISTORICAL COMMISSION - Statewide Grand Total Expenditures								
T	\$20,959,224	\$645,551 / 3.08%	\$61,293 / 0.29%	\$12,023 / 0.06%	\$166,055 / 0.79%	\$399,538 / 1.91%	0 / 0%	\$6,642 / 0.03%
N	0	0 / 0%	0 / 0%	0 / 0%	0 / 0%	0 / 0%	0 / 0%	0 / 0%
S	***	0 / 0%	0 / 0%	0 / 0%	0 / 0%	0 / 0%	0 / 0%	0 / 0%
-TC	\$1,429,573	\$79 / 0.01%	0 / 0%	0 / 0%	\$79 / 0.01%	0 / 0%	0 / 0%	0 / 0%
-I	0	0 / 0%	0 / 0%	0 / 0%	0 / 0%	0 / 0%	0 / 0%	0 / 0%
	\$19,529,651	\$645,472 / 3.09%	\$61,293 / 0.29%	\$12,023 / 0.06%	\$165,976 / 0.80%	\$399,538 / 1.91%	0 / 0%	\$6,642 / 0.03%

*** DOLLARS REPORTED BUT NOT SHOWN IN THESE COLUMNS. T=TREASURY, N=NON-TREASURY, S=SUBCONTRACTOR FUNDS & PROCUREMENT CARD HUB PURCHASES, TC=TERM CONTRACT, I= INTER GOVERNMENTAL



TEXAS HISTORICALLY UNDERUTILIZED BUSINESS (HUB) SEMI-ANNUAL REPORT RECEIVED FOR FISCAL YEAR 2025

SECTION VII - STATE AGENCY EXPENDITURE DATA

FUND TYPE	TOTAL EXPENDITURE	TOTAL SPENT WITH HUBS AMOUNT / %	BLACK AMOUNT / %	HISPANIC AMOUNT / %	WOMAN AMOUNT / %	ASIAN PACIFIC AMOUNT / %	NATIVE AMERICAN AMOUNT / %	SERVICE- DISABLED VETERAN AMOUNT / %
-----------	-------------------	-------------------------------------	---------------------	------------------------	---------------------	--------------------------------	----------------------------------	---

809 - STATE PRESERVATION BOARD - HEAVY CONSTRUCTION UNADJUSTED GOAL IS 11.2%

T	0	0 / 0%	0 / 0%	0 / 0%	0 / 0%	0 / 0%	0 / 0%	0 / 0%
N	0	0 / 0%	0 / 0%	0 / 0%	0 / 0%	0 / 0%	0 / 0%	0 / 0%
S	***	0 / 0%	0 / 0%	0 / 0%	0 / 0%	0 / 0%	0 / 0%	0 / 0%
-TC	0	0 / 0%	0 / 0%	0 / 0%	0 / 0%	0 / 0%	0 / 0%	0 / 0%
-I	0	0 / 0%	0 / 0%	0 / 0%	0 / 0%	0 / 0%	0 / 0%	0 / 0%
	0	0 / 0%	0 / 0%	0 / 0%	0 / 0%	0 / 0%	0 / 0%	0 / 0%

809 - STATE PRESERVATION BOARD - BUILDING CONSTRUCTION UNADJUSTED GOAL IS 21.1%

T	\$10,489,584	0 / 0%	0 / 0%	0 / 0%	0 / 0%	0 / 0%	0 / 0%	0 / 0%
N	0	0 / 0%	0 / 0%	0 / 0%	0 / 0%	0 / 0%	0 / 0%	0 / 0%
S	***	0 / 0%	0 / 0%	0 / 0%	0 / 0%	0 / 0%	0 / 0%	0 / 0%
-TC	0	0 / 0%	0 / 0%	0 / 0%	0 / 0%	0 / 0%	0 / 0%	0 / 0%
-I	0	0 / 0%	0 / 0%	0 / 0%	0 / 0%	0 / 0%	0 / 0%	0 / 0%
	\$10,489,584	0 / 0%	0 / 0%	0 / 0%	0 / 0%	0 / 0%	0 / 0%	0 / 0%

809 - STATE PRESERVATION BOARD - SPECIAL TRADE UNADJUSTED GOAL IS 32.9%

T	\$818,552	\$64,990 / 7.94%	0 / 0%	\$38,445 / 4.70%	\$26,545 / 3.24%	0 / 0%	0 / 0%	0 / 0%
N	0	0 / 0%	0 / 0%	0 / 0%	0 / 0%	0 / 0%	0 / 0%	0 / 0%
S	***	0 / 0%	0 / 0%	0 / 0%	0 / 0%	0 / 0%	0 / 0%	0 / 0%
-TC	\$11,801	0 / 0%	0 / 0%	0 / 0%	0 / 0%	0 / 0%	0 / 0%	0 / 0%
-I	0	0 / 0%	0 / 0%	0 / 0%	0 / 0%	0 / 0%	0 / 0%	0 / 0%
	\$806,751	\$64,990 / 7.94%	0 / 0%	\$38,445 / 4.70%	\$26,545 / 3.24%	0 / 0%	0 / 0%	0 / 0%

*** DOLLARS REPORTED BUT NOT SHOWN IN THESE COLUMNS. T=TREASURY, N=NON-TREASURY, S=SUBCONTRACTOR FUNDS & PROCUREMENT CARD HUB PURCHASES, TC=TERM CONTRACT, I= INTER GOVERNMENT



TEXAS HISTORICALLY UNDERUTILIZED BUSINESS (HUB) SEMI-ANNUAL REPORT RECEIVED FOR FISCAL YEAR 2025

SECTION VII - STATE AGENCY EXPENDITURE DATA

FUND TYPE	TOTAL EXPENDITURE	TOTAL SPENT WITH HUBS AMOUNT / %	BLACK AMOUNT / %	HISPANIC AMOUNT / %	WOMAN AMOUNT / %	ASIAN PACIFIC AMOUNT / %	NATIVE AMERICAN AMOUNT / %	SERVICE-DISABLED VETERAN AMOUNT / %
-----------	-------------------	----------------------------------	------------------	---------------------	------------------	--------------------------	----------------------------	-------------------------------------

809 - STATE PRESERVATION BOARD - PROFESSIONAL SERVICES UNADJUSTED GOAL IS 23.7%

T	\$400,840	\$155,880 / 38.89%	0 / 0%	\$129,000 / 32.18%	\$26,880 / 6.71%	0 / 0%	0 / 0%	0 / 0%
N	0	0 / 0%	0 / 0%	0 / 0%	0 / 0%	0 / 0%	0 / 0%	0 / 0%
S	***	\$33,816 / 8.44%	0 / 0%	\$33,816 / 8.44%	0 / 0%	0 / 0%	0 / 0%	0 / 0%
-TC	0	0 / 0%	0 / 0%	0 / 0%	0 / 0%	0 / 0%	0 / 0%	0 / 0%
-I	0	0 / 0%	0 / 0%	0 / 0%	0 / 0%	0 / 0%	0 / 0%	0 / 0%
	\$400,840	\$189,696 / 47.32%	0 / 0%	\$162,816 / 40.62%	\$26,880 / 6.71%	0 / 0%	0 / 0%	0 / 0%

809 - STATE PRESERVATION BOARD - OTHER SERVICES UNADJUSTED GOAL IS 26%

T	\$2,071,115	\$293,326 / 14.16%	0 / 0%	\$249,054 / 12.03%	\$44,273 / 2.14%	0 / 0%	0 / 0%	0 / 0%
N	\$443	0 / 0%	0 / 0%	0 / 0%	0 / 0%	0 / 0%	0 / 0%	0 / 0%
S	***	0 / 0%	0 / 0%	0 / 0%	0 / 0%	0 / 0%	0 / 0%	0 / 0%
-TC	\$37,229	0 / 0%	0 / 0%	0 / 0%	0 / 0%	0 / 0%	0 / 0%	0 / 0%
-I	0	0 / 0%	0 / 0%	0 / 0%	0 / 0%	0 / 0%	0 / 0%	0 / 0%
	\$2,034,329	\$293,326 / 14.16%	0 / 0%	\$249,054 / 12.03%	\$44,273 / 2.14%	0 / 0%	0 / 0%	0 / 0%

809 - STATE PRESERVATION BOARD - COMMODITY PURCHASING UNADJUSTED GOAL IS 21.1%

T	\$2,513,442	\$51,400 / 2.05%	0 / 0%	0 / 0%	\$51,400 / 2.05%	0 / 0%	0 / 0%	0 / 0%
N	\$3,815	0 / 0%	0 / 0%	0 / 0%	0 / 0%	0 / 0%	0 / 0%	0 / 0%
S	***	0 / 0%	0 / 0%	0 / 0%	0 / 0%	0 / 0%	0 / 0%	0 / 0%
-TC	\$50,463	0 / 0%	0 / 0%	0 / 0%	0 / 0%	0 / 0%	0 / 0%	0 / 0%
-I	0	0 / 0%	0 / 0%	0 / 0%	0 / 0%	0 / 0%	0 / 0%	0 / 0%
	\$2,466,793	\$51,400 / 2.05%	0 / 0%	0 / 0%	\$51,400 / 2.05%	0 / 0%	0 / 0%	0 / 0%

*** DOLLARS REPORTED BUT NOT SHOWN IN THESE COLUMNS. T=TREASURY, N=NON-TREASURY, S=SUBCONTRACTOR FUNDS & PROCUREMENT CARD HUB PURCHASES, TC=TERM CONTRACT, I= INTER GOVERNMENTAL



TEXAS HISTORICALLY UNDERUTILIZED BUSINESS (HUB) SEMI-ANNUAL REPORT RECEIVED FOR FISCAL YEAR 2025

SECTION VII - STATE AGENCY EXPENDITURE DATA

FUND TYPE	TOTAL EXPENDITURE	TOTAL SPENT WITH HUBS AMOUNT / %	BLACK AMOUNT / %	HISPANIC AMOUNT / %	WOMAN AMOUNT / %	ASIAN PACIFIC AMOUNT / %	NATIVE AMERICAN AMOUNT / %	SERVICE-DISABLED VETERAN AMOUNT / %
809 - STATE PRESERVATION BOARD - Statewide Grand Total Expenditures								
T	\$16,293,533	\$565,597 / 3.47%	0 / 0%	\$416,499 / 2.56%	\$149,098 / 0.92%	0 / 0%	0 / 0%	0 / 0%
N	\$4,258	0 / 0%	0 / 0%	0 / 0%	0 / 0%	0 / 0%	0 / 0%	0 / 0%
S	***	\$33,816 / 8.44%	0 / 0%	\$33,816 / 8.44%	0 / 0%	0 / 0%	0 / 0%	0 / 0%
-TC	\$99,493	0 / 0%	0 / 0%	0 / 0%	0 / 0%	0 / 0%	0 / 0%	0 / 0%
-I	0	0 / 0%	0 / 0%	0 / 0%	0 / 0%	0 / 0%	0 / 0%	0 / 0%
	\$16,198,297	\$599,413 / 11.91%	0 / 0%	\$450,315 / 10.99%	\$149,098 / 0.92%	0 / 0%	0 / 0%	0 / 0%

*** DOLLARS REPORTED BUT NOT SHOWN IN THESE COLUMNS. T=TREASURY, N=NON-TREASURY, S=SUBCONTRACTOR FUNDS & PROCUREMENT CARD HUB PURCHASES, TC=TERM CONTRACT, I= INTER GOVERNMENTAL



TEXAS HISTORICALLY UNDERUTILIZED BUSINESS (HUB) SEMI-ANNUAL REPORT RECEIVED FOR FISCAL YEAR 2025

SECTION VII - STATE AGENCY EXPENDITURE DATA

FUND TYPE	TOTAL EXPENDITURE	TOTAL SPENT WITH HUBS AMOUNT / %	BLACK AMOUNT / %	HISPANIC AMOUNT / %	WOMAN AMOUNT / %	ASIAN PACIFIC AMOUNT / %	NATIVE AMERICAN AMOUNT / %	SERVICE-DISABLED VETERAN AMOUNT / %
-----------	-------------------	----------------------------------	------------------	---------------------	------------------	--------------------------	----------------------------	-------------------------------------

813 - TEXAS COMMISSION ON THE ARTS - HEAVY CONSTRUCTION UNADJUSTED GOAL IS 11.2%

T	0	0 / 0%	0 / 0%	0 / 0%	0 / 0%	0 / 0%	0 / 0%	0 / 0%
N	0	0 / 0%	0 / 0%	0 / 0%	0 / 0%	0 / 0%	0 / 0%	0 / 0%
S	***	0 / 0%	0 / 0%	0 / 0%	0 / 0%	0 / 0%	0 / 0%	0 / 0%
-TC	0	0 / 0%	0 / 0%	0 / 0%	0 / 0%	0 / 0%	0 / 0%	0 / 0%
-I	0	0 / 0%	0 / 0%	0 / 0%	0 / 0%	0 / 0%	0 / 0%	0 / 0%
	0	0 / 0%	0 / 0%	0 / 0%	0 / 0%	0 / 0%	0 / 0%	0 / 0%

813 - TEXAS COMMISSION ON THE ARTS - BUILDING CONSTRUCTION UNADJUSTED GOAL IS 21.1%

T	0	0 / 0%	0 / 0%	0 / 0%	0 / 0%	0 / 0%	0 / 0%	0 / 0%
N	0	0 / 0%	0 / 0%	0 / 0%	0 / 0%	0 / 0%	0 / 0%	0 / 0%
S	***	0 / 0%	0 / 0%	0 / 0%	0 / 0%	0 / 0%	0 / 0%	0 / 0%
-TC	0	0 / 0%	0 / 0%	0 / 0%	0 / 0%	0 / 0%	0 / 0%	0 / 0%
-I	0	0 / 0%	0 / 0%	0 / 0%	0 / 0%	0 / 0%	0 / 0%	0 / 0%
	0	0 / 0%	0 / 0%	0 / 0%	0 / 0%	0 / 0%	0 / 0%	0 / 0%

813 - TEXAS COMMISSION ON THE ARTS - SPECIAL TRADE UNADJUSTED GOAL IS 32.9%

T	0	0 / 0%	0 / 0%	0 / 0%	0 / 0%	0 / 0%	0 / 0%	0 / 0%
N	0	0 / 0%	0 / 0%	0 / 0%	0 / 0%	0 / 0%	0 / 0%	0 / 0%
S	***	0 / 0%	0 / 0%	0 / 0%	0 / 0%	0 / 0%	0 / 0%	0 / 0%
-TC	0	0 / 0%	0 / 0%	0 / 0%	0 / 0%	0 / 0%	0 / 0%	0 / 0%
-I	0	0 / 0%	0 / 0%	0 / 0%	0 / 0%	0 / 0%	0 / 0%	0 / 0%
	0	0 / 0%	0 / 0%	0 / 0%	0 / 0%	0 / 0%	0 / 0%	0 / 0%

*** DOLLARS REPORTED BUT NOT SHOWN IN THESE COLUMNS. T=TREASURY, N=NON-TREASURY, S=SUBCONTRACTOR FUNDS & PROCUREMENT CARD HUB PURCHASES, TC=TERM CONTRACT, I= INTER GOVERNMENTAL



TEXAS HISTORICALLY UNDERUTILIZED BUSINESS (HUB) SEMI-ANNUAL REPORT RECEIVED FOR FISCAL YEAR 2025

SECTION VII - STATE AGENCY EXPENDITURE DATA

FUND TYPE	TOTAL EXPENDITURE	TOTAL SPENT WITH HUBS AMOUNT / %	BLACK AMOUNT / %	HISPANIC AMOUNT / %	WOMAN AMOUNT / %	ASIAN PACIFIC AMOUNT / %	NATIVE AMERICAN AMOUNT / %	SERVICE-DISABLED VETERAN AMOUNT / %
-----------	-------------------	----------------------------------	------------------	---------------------	------------------	--------------------------	----------------------------	-------------------------------------

813 - TEXAS COMMISSION ON THE ARTS - PROFESSIONAL SERVICES UNADJUSTED GOAL IS 23.7%

T	\$15,798	\$15,798 / 100.00%	\$15,798 / 100.00%	0 / 0%	0 / 0%	0 / 0%	0 / 0%	0 / 0%
N	0	0 / 0%	0 / 0%	0 / 0%	0 / 0%	0 / 0%	0 / 0%	0 / 0%
S	***	0 / 0%	0 / 0%	0 / 0%	0 / 0%	0 / 0%	0 / 0%	0 / 0%
-TC	0	0 / 0%	0 / 0%	0 / 0%	0 / 0%	0 / 0%	0 / 0%	0 / 0%
-I	0	0 / 0%	0 / 0%	0 / 0%	0 / 0%	0 / 0%	0 / 0%	0 / 0%
	\$15,798	\$15,798 / 100.00%	\$15,798 / 100.00%	0 / 0%	0 / 0%	0 / 0%	0 / 0%	0 / 0%

813 - TEXAS COMMISSION ON THE ARTS - OTHER SERVICES UNADJUSTED GOAL IS 26%

T	\$34,500	0 / 0%	0 / 0%	0 / 0%	0 / 0%	0 / 0%	0 / 0%	0 / 0%
N	0	0 / 0%	0 / 0%	0 / 0%	0 / 0%	0 / 0%	0 / 0%	0 / 0%
S	***	0 / 0%	0 / 0%	0 / 0%	0 / 0%	0 / 0%	0 / 0%	0 / 0%
-TC	0	0 / 0%	0 / 0%	0 / 0%	0 / 0%	0 / 0%	0 / 0%	0 / 0%
-I	0	0 / 0%	0 / 0%	0 / 0%	0 / 0%	0 / 0%	0 / 0%	0 / 0%
	\$34,500	0 / 0%	0 / 0%	0 / 0%	0 / 0%	0 / 0%	0 / 0%	0 / 0%

813 - TEXAS COMMISSION ON THE ARTS - COMMODITY PURCHASING UNADJUSTED GOAL IS 21.1%

T	\$17,469	\$422 / 2.42%	0 / 0%	0 / 0%	\$422 / 2.42%	0 / 0%	0 / 0%	0 / 0%
N	0	0 / 0%	0 / 0%	0 / 0%	0 / 0%	0 / 0%	0 / 0%	0 / 0%
S	***	0 / 0%	0 / 0%	0 / 0%	0 / 0%	0 / 0%	0 / 0%	0 / 0%
-TC	0	0 / 0%	0 / 0%	0 / 0%	0 / 0%	0 / 0%	0 / 0%	0 / 0%
-I	0	0 / 0%	0 / 0%	0 / 0%	0 / 0%	0 / 0%	0 / 0%	0 / 0%
	\$17,469	\$422 / 2.42%	0 / 0%	0 / 0%	\$422 / 2.42%	0 / 0%	0 / 0%	0 / 0%

*** DOLLARS REPORTED BUT NOT SHOWN IN THESE COLUMNS. T=TREASURY, N=NON-TREASURY, S=SUBCONTRACTOR FUNDS & PROCUREMENT CARD HUB PURCHASES, TC=TERM CONTRACT, I= INTER GOVERNMENTAL



TEXAS HISTORICALLY UNDERUTILIZED BUSINESS (HUB) SEMI-ANNUAL REPORT RECEIVED FOR FISCAL YEAR 2025

SECTION VII - STATE AGENCY EXPENDITURE DATA

FUND TYPE	TOTAL EXPENDITURE	TOTAL SPENT WITH HUBS AMOUNT / %	BLACK AMOUNT / %	HISPANIC AMOUNT / %	WOMAN AMOUNT / %	ASIAN PACIFIC AMOUNT / %	NATIVE AMERICAN AMOUNT / %	SERVICE-DISABLED VETERAN AMOUNT / %
813 - TEXAS COMMISSION ON THE ARTS - Statewide Grand Total Expenditures								
T	\$67,767	\$16,219 / 23.93%	\$15,798 / 23.31%	0 / 0%	\$422 / 0.62%	0 / 0%	0 / 0%	0 / 0%
N	0	0 / 0%	0 / 0%	0 / 0%	0 / 0%	0 / 0%	0 / 0%	0 / 0%
S	***	0 / 0%	0 / 0%	0 / 0%	0 / 0%	0 / 0%	0 / 0%	0 / 0%
-TC	0	0 / 0%	0 / 0%	0 / 0%	0 / 0%	0 / 0%	0 / 0%	0 / 0%
-I	0	0 / 0%	0 / 0%	0 / 0%	0 / 0%	0 / 0%	0 / 0%	0 / 0%
	\$67,767	\$16,219 / 23.93%	\$15,798 / 23.31%	0 / 0%	\$422 / 0.62%	0 / 0%	0 / 0%	0 / 0%

*** DOLLARS REPORTED BUT NOT SHOWN IN THESE COLUMNS. T=TREASURY, N=NON-TREASURY, S=SUBCONTRACTOR FUNDS & PROCUREMENT CARD HUB PURCHASES, TC=TERM CONTRACT, I= INTER GOVERNMENTAL



TEXAS HISTORICALLY UNDERUTILIZED BUSINESS (HUB) SEMI-ANNUAL REPORT RECEIVED FOR FISCAL YEAR 2025

SECTION VII - STATE AGENCY EXPENDITURE DATA

FUND TYPE	TOTAL EXPENDITURE	TOTAL SPENT WITH HUBS AMOUNT / %	BLACK AMOUNT / %	HISPANIC AMOUNT / %	WOMAN AMOUNT / %	ASIAN PACIFIC AMOUNT / %	NATIVE AMERICAN AMOUNT / %	SERVICE-DISABLED VETERAN AMOUNT / %
-----------	-------------------	----------------------------------	------------------	---------------------	------------------	--------------------------	----------------------------	-------------------------------------

902 - COMPTROLLER / FISCAL - HEAVY CONSTRUCTION UNADJUSTED GOAL IS 11.2%

T	0	0 / 0%	0 / 0%	0 / 0%	0 / 0%	0 / 0%	0 / 0%	0 / 0%
N	0	0 / 0%	0 / 0%	0 / 0%	0 / 0%	0 / 0%	0 / 0%	0 / 0%
S	***	0 / 0%	0 / 0%	0 / 0%	0 / 0%	0 / 0%	0 / 0%	0 / 0%
-TC	0	0 / 0%	0 / 0%	0 / 0%	0 / 0%	0 / 0%	0 / 0%	0 / 0%
-I	0	0 / 0%	0 / 0%	0 / 0%	0 / 0%	0 / 0%	0 / 0%	0 / 0%
	0	0 / 0%	0 / 0%	0 / 0%	0 / 0%	0 / 0%	0 / 0%	0 / 0%

902 - COMPTROLLER / FISCAL - BUILDING CONSTRUCTION UNADJUSTED GOAL IS 21.1%

T	0	0 / 0%	0 / 0%	0 / 0%	0 / 0%	0 / 0%	0 / 0%	0 / 0%
N	0	0 / 0%	0 / 0%	0 / 0%	0 / 0%	0 / 0%	0 / 0%	0 / 0%
S	***	0 / 0%	0 / 0%	0 / 0%	0 / 0%	0 / 0%	0 / 0%	0 / 0%
-TC	0	0 / 0%	0 / 0%	0 / 0%	0 / 0%	0 / 0%	0 / 0%	0 / 0%
-I	0	0 / 0%	0 / 0%	0 / 0%	0 / 0%	0 / 0%	0 / 0%	0 / 0%
	0	0 / 0%	0 / 0%	0 / 0%	0 / 0%	0 / 0%	0 / 0%	0 / 0%

902 - COMPTROLLER / FISCAL - SPECIAL TRADE UNADJUSTED GOAL IS 32.9%

T	0	0 / 0%	0 / 0%	0 / 0%	0 / 0%	0 / 0%	0 / 0%	0 / 0%
N	0	0 / 0%	0 / 0%	0 / 0%	0 / 0%	0 / 0%	0 / 0%	0 / 0%
S	***	0 / 0%	0 / 0%	0 / 0%	0 / 0%	0 / 0%	0 / 0%	0 / 0%
-TC	0	0 / 0%	0 / 0%	0 / 0%	0 / 0%	0 / 0%	0 / 0%	0 / 0%
-I	0	0 / 0%	0 / 0%	0 / 0%	0 / 0%	0 / 0%	0 / 0%	0 / 0%
	0	0 / 0%	0 / 0%	0 / 0%	0 / 0%	0 / 0%	0 / 0%	0 / 0%

*** DOLLARS REPORTED BUT NOT SHOWN IN THESE COLUMNS. T=TREASURY, N=NON-TREASURY, S=SUBCONTRACTOR FUNDS & PROCUREMENT CARD HUB PURCHASES, TC=TERM CONTRACT, I= INTER GOVERNMENTAL



TEXAS HISTORICALLY UNDERUTILIZED BUSINESS (HUB) SEMI-ANNUAL REPORT RECEIVED FOR FISCAL YEAR 2025

SECTION VII - STATE AGENCY EXPENDITURE DATA

FUND TYPE	TOTAL EXPENDITURE	TOTAL SPENT WITH HUBS AMOUNT / %	BLACK AMOUNT / %	HISPANIC AMOUNT / %	WOMAN AMOUNT / %	ASIAN PACIFIC AMOUNT / %	NATIVE AMERICAN AMOUNT / %	SERVICE-DISABLED VETERAN AMOUNT / %
-----------	-------------------	----------------------------------	------------------	---------------------	------------------	--------------------------	----------------------------	-------------------------------------

902 - COMPTROLLER / FISCAL - PROFESSIONAL SERVICES UNADJUSTED GOAL IS 23.7%

T	\$5,167,059	\$69,000 / 1.34%	\$69,000 / 1.34%	0 / 0%	0 / 0%	0 / 0%	0 / 0%	0 / 0%
N	0	0 / 0%	0 / 0%	0 / 0%	0 / 0%	0 / 0%	0 / 0%	0 / 0%
S	***	0 / 0%	0 / 0%	0 / 0%	0 / 0%	0 / 0%	0 / 0%	0 / 0%
-TC	0	0 / 0%	0 / 0%	0 / 0%	0 / 0%	0 / 0%	0 / 0%	0 / 0%
-I	0	0 / 0%	0 / 0%	0 / 0%	0 / 0%	0 / 0%	0 / 0%	0 / 0%
	\$5,167,059	\$69,000 / 1.34%	\$69,000 / 1.34%	0 / 0%	0 / 0%	0 / 0%	0 / 0%	0 / 0%

902 - COMPTROLLER / FISCAL - OTHER SERVICES UNADJUSTED GOAL IS 26%

T	\$2,536,988	\$1,173,022 / 46.24%	\$8,209 / 0.32%	0 / 0%	\$280,099 / 11.04%	\$884,714 / 34.87%	0 / 0%	0 / 0%
N	0	0 / 0%	0 / 0%	0 / 0%	0 / 0%	0 / 0%	0 / 0%	0 / 0%
S	***	0 / 0%	0 / 0%	0 / 0%	0 / 0%	0 / 0%	0 / 0%	0 / 0%
-TC	0	0 / 0%	0 / 0%	0 / 0%	0 / 0%	0 / 0%	0 / 0%	0 / 0%
-I	0	0 / 0%	0 / 0%	0 / 0%	0 / 0%	0 / 0%	0 / 0%	0 / 0%
	\$2,536,988	\$1,173,022 / 46.24%	\$8,209 / 0.32%	0 / 0%	\$280,099 / 11.04%	\$884,714 / 34.87%	0 / 0%	0 / 0%

902 - COMPTROLLER / FISCAL - COMMODITY PURCHASING UNADJUSTED GOAL IS 21.1%

T	0	0 / 0%	0 / 0%	0 / 0%	0 / 0%	0 / 0%	0 / 0%	0 / 0%
N	0	0 / 0%	0 / 0%	0 / 0%	0 / 0%	0 / 0%	0 / 0%	0 / 0%
S	***	0 / 0%	0 / 0%	0 / 0%	0 / 0%	0 / 0%	0 / 0%	0 / 0%
-TC	0	0 / 0%	0 / 0%	0 / 0%	0 / 0%	0 / 0%	0 / 0%	0 / 0%
-I	0	0 / 0%	0 / 0%	0 / 0%	0 / 0%	0 / 0%	0 / 0%	0 / 0%
	0	0 / 0%	0 / 0%	0 / 0%	0 / 0%	0 / 0%	0 / 0%	0 / 0%

*** DOLLARS REPORTED BUT NOT SHOWN IN THESE COLUMNS. T=TREASURY, N=NON-TREASURY, S=SUBCONTRACTOR FUNDS & PROCUREMENT CARD HUB PURCHASES, TC=TERM CONTRACT, I= INTER GOVERNMENTAL



TEXAS HISTORICALLY UNDERUTILIZED BUSINESS (HUB) SEMI-ANNUAL REPORT RECEIVED FOR FISCAL YEAR 2025

SECTION VII - STATE AGENCY EXPENDITURE DATA

FUND TYPE	TOTAL EXPENDITURE	TOTAL SPENT WITH HUBS AMOUNT / %	BLACK AMOUNT / %	HISPANIC AMOUNT / %	WOMAN AMOUNT / %	ASIAN PACIFIC AMOUNT / %	NATIVE AMERICAN AMOUNT / %	SERVICE-DISABLED VETERAN AMOUNT / %
902 - COMPTROLLER / FISCAL - Statewide Grand Total Expenditures								
T	\$7,704,047	\$1,242,022 / 16.12%	\$77,209 / 1.00%	0 / 0%	\$280,099 / 3.64%	\$884,714 / 11.48%	0 / 0%	0 / 0%
N	0	0 / 0%	0 / 0%	0 / 0%	0 / 0%	0 / 0%	0 / 0%	0 / 0%
S	***	0 / 0%	0 / 0%	0 / 0%	0 / 0%	0 / 0%	0 / 0%	0 / 0%
-TC	0	0 / 0%	0 / 0%	0 / 0%	0 / 0%	0 / 0%	0 / 0%	0 / 0%
-I	0	0 / 0%	0 / 0%	0 / 0%	0 / 0%	0 / 0%	0 / 0%	0 / 0%
	\$7,704,047	\$1,242,022 / 16.12%	\$77,209 / 1.00%	0 / 0%	\$280,099 / 3.64%	\$884,714 / 11.48%	0 / 0%	0 / 0%

*** DOLLARS REPORTED BUT NOT SHOWN IN THESE COLUMNS. T=TREASURY, N=NON-TREASURY, S=SUBCONTRACTOR FUNDS & PROCUREMENT CARD HUB PURCHASES, TC=TERM CONTRACT, I= INTER GOVERNMENTAL



TEXAS HISTORICALLY UNDERUTILIZED BUSINESS (HUB) SEMI-ANNUAL REPORT RECEIVED FOR FISCAL YEAR 2025

SECTION VII - STATE AGENCY EXPENDITURE DATA

FUND TYPE	TOTAL EXPENDITURE	TOTAL SPENT WITH HUBS AMOUNT / %	BLACK AMOUNT / %	HISPANIC AMOUNT / %	WOMAN AMOUNT / %	ASIAN PACIFIC AMOUNT / %	NATIVE AMERICAN AMOUNT / %	SERVICE-DISABLED VETERAN AMOUNT / %
-----------	-------------------	----------------------------------	------------------	---------------------	------------------	--------------------------	----------------------------	-------------------------------------

907 - STATE ENERGY CONSERVATION OFFICE - HEAVY CONSTRUCTION UNADJUSTED GOAL IS 11.2%

T	0	0 / 0%	0 / 0%	0 / 0%	0 / 0%	0 / 0%	0 / 0%	0 / 0%
N	0	0 / 0%	0 / 0%	0 / 0%	0 / 0%	0 / 0%	0 / 0%	0 / 0%
S	***	0 / 0%	0 / 0%	0 / 0%	0 / 0%	0 / 0%	0 / 0%	0 / 0%
-TC	0	0 / 0%	0 / 0%	0 / 0%	0 / 0%	0 / 0%	0 / 0%	0 / 0%
-I	0	0 / 0%	0 / 0%	0 / 0%	0 / 0%	0 / 0%	0 / 0%	0 / 0%
	0	0 / 0%	0 / 0%	0 / 0%	0 / 0%	0 / 0%	0 / 0%	0 / 0%

907 - STATE ENERGY CONSERVATION OFFICE - BUILDING CONSTRUCTION UNADJUSTED GOAL IS 21.1%

T	0	0 / 0%	0 / 0%	0 / 0%	0 / 0%	0 / 0%	0 / 0%	0 / 0%
N	0	0 / 0%	0 / 0%	0 / 0%	0 / 0%	0 / 0%	0 / 0%	0 / 0%
S	***	0 / 0%	0 / 0%	0 / 0%	0 / 0%	0 / 0%	0 / 0%	0 / 0%
-TC	0	0 / 0%	0 / 0%	0 / 0%	0 / 0%	0 / 0%	0 / 0%	0 / 0%
-I	0	0 / 0%	0 / 0%	0 / 0%	0 / 0%	0 / 0%	0 / 0%	0 / 0%
	0	0 / 0%	0 / 0%	0 / 0%	0 / 0%	0 / 0%	0 / 0%	0 / 0%

907 - STATE ENERGY CONSERVATION OFFICE - SPECIAL TRADE UNADJUSTED GOAL IS 32.9%

T	0	0 / 0%	0 / 0%	0 / 0%	0 / 0%	0 / 0%	0 / 0%	0 / 0%
N	0	0 / 0%	0 / 0%	0 / 0%	0 / 0%	0 / 0%	0 / 0%	0 / 0%
S	***	0 / 0%	0 / 0%	0 / 0%	0 / 0%	0 / 0%	0 / 0%	0 / 0%
-TC	0	0 / 0%	0 / 0%	0 / 0%	0 / 0%	0 / 0%	0 / 0%	0 / 0%
-I	0	0 / 0%	0 / 0%	0 / 0%	0 / 0%	0 / 0%	0 / 0%	0 / 0%
	0	0 / 0%	0 / 0%	0 / 0%	0 / 0%	0 / 0%	0 / 0%	0 / 0%

*** DOLLARS REPORTED BUT NOT SHOWN IN THESE COLUMNS. T=TREASURY, N=NON-TREASURY, S=SUBCONTRACTOR FUNDS & PROCUREMENT CARD HUB PURCHASES, TC=TERM CONTRACT, I= INTER GOVERNMENTAL



TEXAS HISTORICALLY UNDERUTILIZED BUSINESS (HUB) SEMI-ANNUAL REPORT RECEIVED FOR FISCAL YEAR 2025

SECTION VII - STATE AGENCY EXPENDITURE DATA

FUND TYPE	TOTAL EXPENDITURE	TOTAL SPENT WITH HUBS AMOUNT / %	BLACK AMOUNT / %	HISPANIC AMOUNT / %	WOMAN AMOUNT / %	ASIAN PACIFIC AMOUNT / %	NATIVE AMERICAN AMOUNT / %	SERVICE- DISABLED VETERAN AMOUNT / %
-----------	-------------------	-------------------------------------	---------------------	------------------------	---------------------	--------------------------------	----------------------------------	---

907 - STATE ENERGY CONSERVATION OFFICE - PROFESSIONAL SERVICES UNADJUSTED GOAL IS 23.7%

T	0	0 / 0%	0 / 0%	0 / 0%	0 / 0%	0 / 0%	0 / 0%	0 / 0%
N	0	0 / 0%	0 / 0%	0 / 0%	0 / 0%	0 / 0%	0 / 0%	0 / 0%
S	***	0 / 0%	0 / 0%	0 / 0%	0 / 0%	0 / 0%	0 / 0%	0 / 0%
-TC	0	0 / 0%	0 / 0%	0 / 0%	0 / 0%	0 / 0%	0 / 0%	0 / 0%
-I	0	0 / 0%	0 / 0%	0 / 0%	0 / 0%	0 / 0%	0 / 0%	0 / 0%
	0	0 / 0%	0 / 0%	0 / 0%	0 / 0%	0 / 0%	0 / 0%	0 / 0%

907 - STATE ENERGY CONSERVATION OFFICE - OTHER SERVICES UNADJUSTED GOAL IS 26%

T	\$773,777	\$95,858 / 12.39%	0 / 0%	0 / 0%	0 / 0%	\$95,858 / 12.39%	0 / 0%	0 / 0%
N	0	0 / 0%	0 / 0%	0 / 0%	0 / 0%	0 / 0%	0 / 0%	0 / 0%
S	***	0 / 0%	0 / 0%	0 / 0%	0 / 0%	0 / 0%	0 / 0%	0 / 0%
-TC	0	0 / 0%	0 / 0%	0 / 0%	0 / 0%	0 / 0%	0 / 0%	0 / 0%
-I	0	0 / 0%	0 / 0%	0 / 0%	0 / 0%	0 / 0%	0 / 0%	0 / 0%
	\$773,777	\$95,858 / 12.39%	0 / 0%	0 / 0%	0 / 0%	\$95,858 / 12.39%	0 / 0%	0 / 0%

907 - STATE ENERGY CONSERVATION OFFICE - COMMODITY PURCHASING UNADJUSTED GOAL IS 21.1%

T	\$5,112	0 / 0%	0 / 0%	0 / 0%	0 / 0%	0 / 0%	0 / 0%	0 / 0%
N	0	0 / 0%	0 / 0%	0 / 0%	0 / 0%	0 / 0%	0 / 0%	0 / 0%
S	***	0 / 0%	0 / 0%	0 / 0%	0 / 0%	0 / 0%	0 / 0%	0 / 0%
-TC	0	0 / 0%	0 / 0%	0 / 0%	0 / 0%	0 / 0%	0 / 0%	0 / 0%
-I	0	0 / 0%	0 / 0%	0 / 0%	0 / 0%	0 / 0%	0 / 0%	0 / 0%
	\$5.112	0 / 0%	0 / 0%	0 / 0%	0 / 0%	0 / 0%	0 / 0%	0 / 0%

*** DOLLARS REPORTED BUT NOT SHOWN IN THESE COLUMNS. T=TREASURY, N=NON-TREASURY, S=SUBCONTRACTOR FUNDS & PROCUREMENT CARD HUB PURCHASES, TC=TERM CONTRACT, I= INTER GOVERNMENT



TEXAS HISTORICALLY UNDERUTILIZED BUSINESS (HUB) SEMI-ANNUAL REPORT RECEIVED FOR FISCAL YEAR 2025

SECTION VII - STATE AGENCY EXPENDITURE DATA

FUND TYPE	TOTAL EXPENDITURE	TOTAL SPENT WITH HUBS AMOUNT / %	BLACK AMOUNT / %	HISPANIC AMOUNT / %	WOMAN AMOUNT / %	ASIAN PACIFIC AMOUNT / %	NATIVE AMERICAN AMOUNT / %	SERVICE-DISABLED VETERAN AMOUNT / %
907 - STATE ENERGY CONSERVATION OFFICE - Statewide Grand Total Expenditures								
T	\$778,889	\$95,858 / 12.31%	0 / 0%	0 / 0%	0 / 0%	\$95,858 / 12.31%	0 / 0%	0 / 0%
N	0	0 / 0%	0 / 0%	0 / 0%	0 / 0%	0 / 0%	0 / 0%	0 / 0%
S	***	0 / 0%	0 / 0%	0 / 0%	0 / 0%	0 / 0%	0 / 0%	0 / 0%
-TC	0	0 / 0%	0 / 0%	0 / 0%	0 / 0%	0 / 0%	0 / 0%	0 / 0%
-I	0	0 / 0%	0 / 0%	0 / 0%	0 / 0%	0 / 0%	0 / 0%	0 / 0%
	\$778,889	\$95,858 / 12.31%	0 / 0%	0 / 0%	0 / 0%	\$95,858 / 12.31%	0 / 0%	0 / 0%

*** DOLLARS REPORTED BUT NOT SHOWN IN THESE COLUMNS. T=TREASURY, N=NON-TREASURY, S=SUBCONTRACTOR FUNDS & PROCUREMENT CARD HUB PURCHASES, TC=TERM CONTRACT, I= INTER GOVERNMENTAL



TEXAS HISTORICALLY UNDERUTILIZED BUSINESS (HUB) SEMI-ANNUAL REPORT RECEIVED FOR FISCAL YEAR 2025

SECTION VII - STATE AGENCY EXPENDITURE DATA

FUND TYPE	TOTAL EXPENDITURE	TOTAL SPENT WITH HUBS AMOUNT / %	BLACK AMOUNT / %	HISPANIC AMOUNT / %	WOMAN AMOUNT / %	ASIAN PACIFIC AMOUNT / %	NATIVE AMERICAN AMOUNT / %	SERVICE-DISABLED VETERAN AMOUNT / %
-----------	-------------------	----------------------------------	------------------	---------------------	------------------	--------------------------	----------------------------	-------------------------------------

908 - TEXAS BULLION DEPOSITORY (PT OF 902) - HEAVY CONSTRUCTION UNADJUSTED GOAL IS 11.2%

T	0	0 / 0%	0 / 0%	0 / 0%	0 / 0%	0 / 0%	0 / 0%	0 / 0%
N	0	0 / 0%	0 / 0%	0 / 0%	0 / 0%	0 / 0%	0 / 0%	0 / 0%
S	***	0 / 0%	0 / 0%	0 / 0%	0 / 0%	0 / 0%	0 / 0%	0 / 0%
-TC	0	0 / 0%	0 / 0%	0 / 0%	0 / 0%	0 / 0%	0 / 0%	0 / 0%
-I	0	0 / 0%	0 / 0%	0 / 0%	0 / 0%	0 / 0%	0 / 0%	0 / 0%
	0	0 / 0%	0 / 0%	0 / 0%	0 / 0%	0 / 0%	0 / 0%	0 / 0%

908 - TEXAS BULLION DEPOSITORY (PT OF 902) - BUILDING CONSTRUCTION UNADJUSTED GOAL IS 21.1%

T	0	0 / 0%	0 / 0%	0 / 0%	0 / 0%	0 / 0%	0 / 0%	0 / 0%
N	0	0 / 0%	0 / 0%	0 / 0%	0 / 0%	0 / 0%	0 / 0%	0 / 0%
S	***	0 / 0%	0 / 0%	0 / 0%	0 / 0%	0 / 0%	0 / 0%	0 / 0%
-TC	0	0 / 0%	0 / 0%	0 / 0%	0 / 0%	0 / 0%	0 / 0%	0 / 0%
-I	0	0 / 0%	0 / 0%	0 / 0%	0 / 0%	0 / 0%	0 / 0%	0 / 0%
	0	0 / 0%	0 / 0%	0 / 0%	0 / 0%	0 / 0%	0 / 0%	0 / 0%

908 - TEXAS BULLION DEPOSITORY (PT OF 902) - SPECIAL TRADE UNADJUSTED GOAL IS 32.9%

T	0	0 / 0%	0 / 0%	0 / 0%	0 / 0%	0 / 0%	0 / 0%	0 / 0%
N	0	0 / 0%	0 / 0%	0 / 0%	0 / 0%	0 / 0%	0 / 0%	0 / 0%
S	***	0 / 0%	0 / 0%	0 / 0%	0 / 0%	0 / 0%	0 / 0%	0 / 0%
-TC	0	0 / 0%	0 / 0%	0 / 0%	0 / 0%	0 / 0%	0 / 0%	0 / 0%
-I	0	0 / 0%	0 / 0%	0 / 0%	0 / 0%	0 / 0%	0 / 0%	0 / 0%
	0	0 / 0%	0 / 0%	0 / 0%	0 / 0%	0 / 0%	0 / 0%	0 / 0%

*** DOLLARS REPORTED BUT NOT SHOWN IN THESE COLUMNS. T=TREASURY, N=NON-TREASURY, S=SUBCONTRACTOR FUNDS & PROCUREMENT CARD HUB PURCHASES, TC=TERM CONTRACT, I= INTER GOVERNMENTAL



TEXAS HISTORICALLY UNDERUTILIZED BUSINESS (HUB) SEMI-ANNUAL REPORT RECEIVED FOR FISCAL YEAR 2025

SECTION VII - STATE AGENCY EXPENDITURE DATA

FUND TYPE	TOTAL EXPENDITURE	TOTAL SPENT WITH HUBS AMOUNT / %	BLACK AMOUNT / %	HISPANIC AMOUNT / %	WOMAN AMOUNT / %	ASIAN PACIFIC AMOUNT / %	NATIVE AMERICAN AMOUNT / %	SERVICE- DISABLED VETERAN AMOUNT / %
-----------	-------------------	-------------------------------------	---------------------	------------------------	---------------------	--------------------------------	----------------------------------	---

908 - TEXAS BULLION DEPOSITORY (PT OF 902) - PROFESSIONAL SERVICES UNADJUSTED GOAL IS 23.7%

T	0	0 / 0%	0 / 0%	0 / 0%	0 / 0%	0 / 0%	0 / 0%	0 / 0%
N	0	0 / 0%	0 / 0%	0 / 0%	0 / 0%	0 / 0%	0 / 0%	0 / 0%
S	***	0 / 0%	0 / 0%	0 / 0%	0 / 0%	0 / 0%	0 / 0%	0 / 0%
-TC	0	0 / 0%	0 / 0%	0 / 0%	0 / 0%	0 / 0%	0 / 0%	0 / 0%
-I	0	0 / 0%	0 / 0%	0 / 0%	0 / 0%	0 / 0%	0 / 0%	0 / 0%
	0	0 / 0%	0 / 0%	0 / 0%	0 / 0%	0 / 0%	0 / 0%	0 / 0%

908 - TEXAS BULLION DEPOSITORY (PT OF 902) - OTHER SERVICES UNADJUSTED GOAL IS 26%

T	\$707,930	0 / 0%	0 / 0%	0 / 0%	0 / 0%	0 / 0%	0 / 0%	0 / 0%
N	0	0 / 0%	0 / 0%	0 / 0%	0 / 0%	0 / 0%	0 / 0%	0 / 0%
S	***	0 / 0%	0 / 0%	0 / 0%	0 / 0%	0 / 0%	0 / 0%	0 / 0%
-TC	0	0 / 0%	0 / 0%	0 / 0%	0 / 0%	0 / 0%	0 / 0%	0 / 0%
-I	0	0 / 0%	0 / 0%	0 / 0%	0 / 0%	0 / 0%	0 / 0%	0 / 0%
	\$707,930	0 / 0%	0 / 0%	0 / 0%	0 / 0%	0 / 0%	0 / 0%	0 / 0%

908 - TEXAS BULLION DEPOSITORY (PT OF 902) - COMMODITY PURCHASING UNADJUSTED GOAL IS 21.1%

T	0	0 / 0%	0 / 0%	0 / 0%	0 / 0%	0 / 0%	0 / 0%	0 / 0%
N	0	0 / 0%	0 / 0%	0 / 0%	0 / 0%	0 / 0%	0 / 0%	0 / 0%
S	***	0 / 0%	0 / 0%	0 / 0%	0 / 0%	0 / 0%	0 / 0%	0 / 0%
-TC	0	0 / 0%	0 / 0%	0 / 0%	0 / 0%	0 / 0%	0 / 0%	0 / 0%
-I	0	0 / 0%	0 / 0%	0 / 0%	0 / 0%	0 / 0%	0 / 0%	0 / 0%
	0	0 / 0%	0 / 0%	0 / 0%	0 / 0%	0 / 0%	0 / 0%	0 / 0%

*** DOLLARS REPORTED BUT NOT SHOWN IN THESE COLUMNS. T=TREASURY, N=NON-TREASURY, S=SUBCONTRACTOR FUNDS & PROCUREMENT CARD HUB PURCHASES, TC=TERM CONTRACT, I= INTER GOVERNMENT



TEXAS HISTORICALLY UNDERUTILIZED BUSINESS (HUB) SEMI-ANNUAL REPORT RECEIVED FOR FISCAL YEAR 2025

SECTION VII - STATE AGENCY EXPENDITURE DATA

FUND TYPE	TOTAL EXPENDITURE	TOTAL SPENT WITH HUBS AMOUNT / %	BLACK AMOUNT / %	HISPANIC AMOUNT / %	WOMAN AMOUNT / %	ASIAN PACIFIC AMOUNT / %	NATIVE AMERICAN AMOUNT / %	SERVICE-DISABLED VETERAN AMOUNT / %
908 - TEXAS BULLION DEPOSITORY (PT OF 902) - Statewide Grand Total Expenditures								
T	\$707,930	0 / 0%	0 / 0%	0 / 0%	0 / 0%	0 / 0%	0 / 0%	0 / 0%
N	0	0 / 0%	0 / 0%	0 / 0%	0 / 0%	0 / 0%	0 / 0%	0 / 0%
S	***	0 / 0%	0 / 0%	0 / 0%	0 / 0%	0 / 0%	0 / 0%	0 / 0%
-TC	0	0 / 0%	0 / 0%	0 / 0%	0 / 0%	0 / 0%	0 / 0%	0 / 0%
-I	0	0 / 0%	0 / 0%	0 / 0%	0 / 0%	0 / 0%	0 / 0%	0 / 0%
	\$707,930	0 / 0%	0 / 0%	0 / 0%	0 / 0%	0 / 0%	0 / 0%	0 / 0%

*** DOLLARS REPORTED BUT NOT SHOWN IN THESE COLUMNS. T=TREASURY, N=NON-TREASURY, S=SUBCONTRACTOR FUNDS & PROCUREMENT CARD HUB PURCHASES, TC=TERM CONTRACT, I= INTER GOVERNMENTAL



TEXAS HISTORICALLY UNDERUTILIZED BUSINESS (HUB) SEMI-ANNUAL REPORT RECEIVED FOR FISCAL YEAR 2025

SECTION VII - STATE AGENCY EXPENDITURE DATA

FUND TYPE	TOTAL EXPENDITURE	TOTAL SPENT WITH HUBS AMOUNT / %	BLACK AMOUNT / %	HISPANIC AMOUNT / %	WOMAN AMOUNT / %	ASIAN PACIFIC AMOUNT / %	NATIVE AMERICAN AMOUNT / %	SERVICE-DISABLED VETERAN AMOUNT / %
-----------	-------------------	----------------------------------	------------------	---------------------	------------------	--------------------------	----------------------------	-------------------------------------

909 - TEXAS BROADBAND DEVELOPMENT OFFICE - HEAVY CONSTRUCTION UNADJUSTED GOAL IS 11.2%

T	0	0 / 0%	0 / 0%	0 / 0%	0 / 0%	0 / 0%	0 / 0%	0 / 0%
N	0	0 / 0%	0 / 0%	0 / 0%	0 / 0%	0 / 0%	0 / 0%	0 / 0%
S	***	0 / 0%	0 / 0%	0 / 0%	0 / 0%	0 / 0%	0 / 0%	0 / 0%
-TC	0	0 / 0%	0 / 0%	0 / 0%	0 / 0%	0 / 0%	0 / 0%	0 / 0%
-I	0	0 / 0%	0 / 0%	0 / 0%	0 / 0%	0 / 0%	0 / 0%	0 / 0%
	0	0 / 0%	0 / 0%	0 / 0%	0 / 0%	0 / 0%	0 / 0%	0 / 0%

909 - TEXAS BROADBAND DEVELOPMENT OFFICE - BUILDING CONSTRUCTION UNADJUSTED GOAL IS 21.1%

T	0	0 / 0%	0 / 0%	0 / 0%	0 / 0%	0 / 0%	0 / 0%	0 / 0%
N	0	0 / 0%	0 / 0%	0 / 0%	0 / 0%	0 / 0%	0 / 0%	0 / 0%
S	***	0 / 0%	0 / 0%	0 / 0%	0 / 0%	0 / 0%	0 / 0%	0 / 0%
-TC	0	0 / 0%	0 / 0%	0 / 0%	0 / 0%	0 / 0%	0 / 0%	0 / 0%
-I	0	0 / 0%	0 / 0%	0 / 0%	0 / 0%	0 / 0%	0 / 0%	0 / 0%
	0	0 / 0%	0 / 0%	0 / 0%	0 / 0%	0 / 0%	0 / 0%	0 / 0%

909 - TEXAS BROADBAND DEVELOPMENT OFFICE - SPECIAL TRADE UNADJUSTED GOAL IS 32.9%

T	0	0 / 0%	0 / 0%	0 / 0%	0 / 0%	0 / 0%	0 / 0%	0 / 0%
N	0	0 / 0%	0 / 0%	0 / 0%	0 / 0%	0 / 0%	0 / 0%	0 / 0%
S	***	0 / 0%	0 / 0%	0 / 0%	0 / 0%	0 / 0%	0 / 0%	0 / 0%
-TC	0	0 / 0%	0 / 0%	0 / 0%	0 / 0%	0 / 0%	0 / 0%	0 / 0%
-I	0	0 / 0%	0 / 0%	0 / 0%	0 / 0%	0 / 0%	0 / 0%	0 / 0%
	0	0 / 0%	0 / 0%	0 / 0%	0 / 0%	0 / 0%	0 / 0%	0 / 0%

*** DOLLARS REPORTED BUT NOT SHOWN IN THESE COLUMNS. T=TREASURY, N=NON-TREASURY, S=SUBCONTRACTOR FUNDS & PROCUREMENT CARD HUB PURCHASES, TC=TERM CONTRACT, I= INTER GOVERNMENTAL



TEXAS HISTORICALLY UNDERUTILIZED BUSINESS (HUB) SEMI-ANNUAL REPORT RECEIVED FOR FISCAL YEAR 2025

SECTION VII - STATE AGENCY EXPENDITURE DATA

FUND TYPE	TOTAL EXPENDITURE	TOTAL SPENT WITH HUBS AMOUNT / %	BLACK AMOUNT / %	HISPANIC AMOUNT / %	WOMAN AMOUNT / %	ASIAN PACIFIC AMOUNT / %	NATIVE AMERICAN AMOUNT / %	SERVICE- DISABLED VETERAN AMOUNT / %
-----------	-------------------	-------------------------------------	---------------------	------------------------	---------------------	--------------------------------	----------------------------------	---

909 - TEXAS BROADBAND DEVELOPMENT OFFICE - PROFESSIONAL SERVICES UNADJUSTED GOAL IS 23.7%

T	0	0 / 0%	0 / 0%	0 / 0%	0 / 0%	0 / 0%	0 / 0%	0 / 0%
N	0	0 / 0%	0 / 0%	0 / 0%	0 / 0%	0 / 0%	0 / 0%	0 / 0%
S	***	0 / 0%	0 / 0%	0 / 0%	0 / 0%	0 / 0%	0 / 0%	0 / 0%
-TC	0	0 / 0%	0 / 0%	0 / 0%	0 / 0%	0 / 0%	0 / 0%	0 / 0%
-I	0	0 / 0%	0 / 0%	0 / 0%	0 / 0%	0 / 0%	0 / 0%	0 / 0%
	0	0 / 0%	0 / 0%	0 / 0%	0 / 0%	0 / 0%	0 / 0%	0 / 0%

909 - TEXAS BROADBAND DEVELOPMENT OFFICE - OTHER SERVICES UNADJUSTED GOAL IS 26%

T	\$12,206,244	\$510,899 / 4.19%	0 / 0%	0 / 0%	0 / 0%	\$510,899 / 4.19%	0 / 0%	0 / 0%
N	0	0 / 0%	0 / 0%	0 / 0%	0 / 0%	0 / 0%	0 / 0%	0 / 0%
S	***	0 / 0%	0 / 0%	0 / 0%	0 / 0%	0 / 0%	0 / 0%	0 / 0%
-TC	0	0 / 0%	0 / 0%	0 / 0%	0 / 0%	0 / 0%	0 / 0%	0 / 0%
-I	0	0 / 0%	0 / 0%	0 / 0%	0 / 0%	0 / 0%	0 / 0%	0 / 0%
	\$12,206,244	\$510,899 / 4.19%	0 / 0%	0 / 0%	0 / 0%	\$510,899 / 4.19%	0 / 0%	0 / 0%

909 - TEXAS BROADBAND DEVELOPMENT OFFICE - COMMODITY PURCHASING UNADJUSTED GOAL IS 21.1%

T	\$122	0 / 0%	0 / 0%	0 / 0%	0 / 0%	0 / 0%	0 / 0%	0 / 0%
N	0	0 / 0%	0 / 0%	0 / 0%	0 / 0%	0 / 0%	0 / 0%	0 / 0%
S	***	0 / 0%	0 / 0%	0 / 0%	0 / 0%	0 / 0%	0 / 0%	0 / 0%
-TC	0	0 / 0%	0 / 0%	0 / 0%	0 / 0%	0 / 0%	0 / 0%	0 / 0%
-I	0	0 / 0%	0 / 0%	0 / 0%	0 / 0%	0 / 0%	0 / 0%	0 / 0%
	\$122	0 / 0%	0 / 0%	0 / 0%	0 / 0%	0 / 0%	0 / 0%	0 / 0%

*** DOLLARS REPORTED BUT NOT SHOWN IN THESE COLUMNS. T=TREASURY, N=NON-TREASURY, S=SUBCONTRACTOR FUNDS & PROCUREMENT CARD HUB PURCHASES, TC=TERM CONTRACT, I= INTER GOVERNMENT



TEXAS HISTORICALLY UNDERUTILIZED BUSINESS (HUB) SEMI-ANNUAL REPORT RECEIVED FOR FISCAL YEAR 2025

SECTION VII - STATE AGENCY EXPENDITURE DATA

FUND TYPE	TOTAL EXPENDITURE	TOTAL SPENT WITH HUBS AMOUNT / %	BLACK AMOUNT / %	HISPANIC AMOUNT / %	WOMAN AMOUNT / %	ASIAN PACIFIC AMOUNT / %	NATIVE AMERICAN AMOUNT / %	SERVICE-DISABLED VETERAN AMOUNT / %
909 - TEXAS BROADBAND DEVELOPMENT OFFICE - Statewide Grand Total Expenditures								
T	\$12,206,365	\$510,899 / 4.19%	0 / 0%	0 / 0%	0 / 0%	\$510,899 / 4.19%	0 / 0%	0 / 0%
N	0	0 / 0%	0 / 0%	0 / 0%	0 / 0%	0 / 0%	0 / 0%	0 / 0%
S	***	0 / 0%	0 / 0%	0 / 0%	0 / 0%	0 / 0%	0 / 0%	0 / 0%
-TC	0	0 / 0%	0 / 0%	0 / 0%	0 / 0%	0 / 0%	0 / 0%	0 / 0%
-I	0	0 / 0%	0 / 0%	0 / 0%	0 / 0%	0 / 0%	0 / 0%	0 / 0%
	\$12,206,365	\$510,899 / 4.19%	0 / 0%	0 / 0%	0 / 0%	\$510,899 / 4.19%	0 / 0%	0 / 0%

*** DOLLARS REPORTED BUT NOT SHOWN IN THESE COLUMNS. T=TREASURY, N=NON-TREASURY, S=SUBCONTRACTOR FUNDS & PROCUREMENT CARD HUB PURCHASES, TC=TERM CONTRACT, I= INTER GOVERNMENTAL

SECTION VIII - STATE AGENCY SUPPLEMENTAL REPORTS

- **NUMBER OF BUSINESSES PARTICIPATING IN STATE BOND ISSUANCES**



FISCAL YEAR 2025 SEMI-ANNUAL HUB REPORT

TOTAL NUMBER OF BUSINESSES PARTICIPATING IN STATE BOND ISSUANCES

AGENCY #	AGENCY NAME	AS		BL		HI		AI		WO	DV	HUB TOTAL	NON HUB	GRAND TOTAL*
		M	F	M	F	M	F	M	F	F	M			
332	TX DEPT OF HOUSING & COMM AFFAIRS	0	0	0	0	0	0	0	0	0	0	0	21	21
347	TEXAS PUBLIC FINANCE AUTHORITY	0	0	0	0	2	0	0	0	0	0	2	4	6
475	OFFICE OF PUBLIC UTILITY COUNSEL	1	0	1	0	1	0	0	0	5	0	8	36	44
601	TEXAS DEPARTMENT OF TRANSPORTATION	0	0	0	0	0	1	0	0	0	0	1	18	19
720	UNIVERSITY OF TEXAS SYSTEM	0	0	1	1	2	0	0	0	3	1	8	0	8
734	LAMAR UNIVERSITY - BEAUMONT	0	0	0	0	2	0	0	0	0	0	2	2	4
742	UNIV OF TEX OF THE PERMIAN BASIN	0	0	0	0	0	0	0	0	0	0	0	1	1
802	PARKS AND WILDLIFE DEPARTMENT	7	0	0	0	0	0	0	0	0	0	7	0	7
TOTAL BOND ISSUANCES:														110

**Total number of Bond Issuances to HUBs and Non-HUBs*

Per Texas Gov't Code, Chapter 1232, the Texas Public Finance Authority (TPFA) has the exclusive authority to act on behalf of other entities (client agencies) issuing bonds on their behalf. A list of the client agencies the TPFA is authorized to issue bonds on their behalf is available on TPFA's website at <http://www.tpfa.state.tx.us/bonds>

Legend: AS = Asian Pacific American; BL = Black American; HI = Hispanic American; AI = Native American; WO = American Woman; DV = Service-Disabled Veteran

- **NUMBER OF BIDS AND/OR PROPOSALS RECEIVED**



FISCAL YEAR 2025 SEMI-ANNUAL HUB REPORT

TOTAL NUMBER OF HUB BIDS/PROPOSALS RECEIVED

AGENCY #	AGENCY NAME	AS		BL		HI		AI		WO	DV	HUB TOTAL	NON-HUB TOTAL	GRAND TOTAL*
		M	F	M	F	M	F	M	F	F	M			
212	OFFICE OF COURT ADMINISTRATION	0	1	0	0	0	0	0	0	48	0	49	549	598
213	OFFICE OF STATE PROSECUTING ATTORNEY	0	0	0	0	0	0	0	0	1	0	1	9	10
221	FIRST COURT OF APPEALS	0	0	0	0	0	0	0	0	0	0	0	14	14
227	COURT OF APPEALS - SEVENTH COURT	0	0	0	0	0	0	0	0	0	0	0	0	0
228	COURT OF APPEALS - EIGHTH COURT	0	0	3	0	0	0	0	0	0	0	3	1	4
230	COURT OF APPEALS - TENTH COURT	0	0	0	0	0	1	0	0	1	0	2	1	3
231	COURT OF APPEALS - ELEVENTH COURT	0	0	0	0	0	0	0	0	0	0	0	0	0
234	COURT OF APPEALS -FOURTEENTH COURT	0	0	0	0	0	0	0	0	0	0	0	20	20
235	15TH COURT OF APPEALS	0	0	0	0	1	0	0	0	7	0	8	25	33
302	OFFICE OF THE ATTORNEY GENERAL	300	75	13	14	107	6	64	0	252	14	845	20,688	21,533
303	TEXAS FACILITIES COMMISSION	2	1	18	23	6	1	0	1	27	4	83	571	654
304	COMPTROLLER OF PUBLIC ACCOUNTS	7	4	6	2	6	1	3	0	11	0	40	94	134
305	GENERAL LAND OFFICE	8	5	1	4	20	13	0	0	55	0	106	1,105	1,211
306	TEXAS STATE LIBRARY & ARCHIVES COMM	4	0	1	1	1	2	0	0	21	0	30	185	215
307	SECRETARY OF STATE	1	1	0	3	6	3	1	1	44	0	60	58	118
308	STATE AUDITOR'S OFFICE	0	0	0	0	3	3	0	0	12	0	18	328	346
312	STATE SECURITIES BOARD	2	0	0	0	0	0	0	0	18	0	20	97	117
313	DEPARTMENT OF INFORMATION RESOURCES	9	7	9	5	6	6	1	0	38	0	81	52	133
320	TEXAS WORKFORCE COMMISSION	47	35	36	7	21	7	7	0	123	1	284	120	404
327	EMPLOYEES RETIREMENT SYSTEM	0	1	0	0	1	0	0	0	2	0	4	12	16

*Total number of Bids/Proposals Received from HUBs and Non-HUBs.



FISCAL YEAR 2025 SEMI-ANNUAL HUB REPORT

TOTAL NUMBER OF HUB BIDS/PROPOSALS RECEIVED

AGENCY #	AGENCY NAME	AS		BL		HI		AI		WO	DV	HUB TOTAL	NON-HUB TOTAL	GRAND TOTAL*
		M	F	M	F	M	F	M	F	F	M			
329	REAL ESTATE COMMISSION	2	0	6	4	3	4	0	0	5	0	24	146	170
332	TX DEPT OF HOUSING & COMM AFFAIRS	6	1	14	7	1	4	1	0	80	0	114	349	463
338	STATE PENSION REVIEW BOARD	0	0	0	0	0	0	0	0	0	0	0	0	0
347	TEXAS PUBLIC FINANCE AUTHORITY	0	0	1	1	1	0	0	0	5	0	8	25	33
356	TEXAS ETHICS COMMISSION	0	0	1	1	0	3	0	0	4	0	9	5	14
360	STATE OFC OF ADMINISTRATIVE HEARINGS	2	0	2	0	1	2	0	0	14	0	21	79	100
362	TEXAS LOTTERY COMMISSION	1	2	0	0	10	8	0	0	44	0	65	132	197
401	TEXAS MILITARY DEPARTMENT	4	0	4	5	14	5	0	0	32	1	65	0	65
405	DEPARTMENT OF PUBLIC SAFETY	1	1	37	11	12	21	0	0	14	1	98	249	347
409	COMMISSION ON JAIL STANDARDS	0	0	0	0	1	0	0	0	5	0	6	27	33
448	OFFICE OF INJURED EMPLOYEE COUNSEL	0	1	0	0	0	2	0	0	1	0	4	44	48
451	DEPARTMENT OF BANKING	1	0	0	0	3	2	1	0	4	1	12	80	92
452	TX DEPT OF LICENSING & REGULATION	0	0	2	2	2	0	0	0	43	0	49	345	394
454	TEXAS DEPARTMENT OF INSURANCE	47	18	2	15	5	8	3	0	39	0	137	680	817
455	RAILROAD COMMISSION OF TEXAS	0	0	0	0	0	0	0	0	0	1	1	21	22
457	STATE BOARD OF PUBLIC ACCOUNTANCY	1	3	2	0	8	1	0	0	13	0	28	58	86
458	ALCOHOLIC BEVERAGE COMMISSION	1	0	0	0	0	0	0	0	8	0	9	120	129
459	TX BOARD OF ARCHITECTURAL EXAMINERS	0	0	0	0	0	0	0	0	0	0	0	13	13
460	TEXAS BD OF PROF ENGINEERS & LAND SU	0	1	1	0	1	1	0	0	6	0	10	0	10
473	PUBLIC UTILITY COMMISSION OF TEXAS	0	0	0	0	0	0	0	0	0	0	0	1	1

*Total number of Bids/Proposals Received from HUBs and Non-HUBs.



FISCAL YEAR 2025 SEMI-ANNUAL HUB REPORT

TOTAL NUMBER OF HUB BIDS/PROPOSALS RECEIVED

AGENCY #	AGENCY NAME	AS		BL		HI		AI		WO	DV	HUB TOTAL	NON-HUB TOTAL	GRAND TOTAL*
		M	F	M	F	M	F	M	F	F	M			
475	OFFICE OF PUBLIC UTILITY COUNSEL	0	0	0	0	0	0	0	0	0	0	0	0	0
477	COMM/STATE EMERGENCY COMMUNICATION	0	0	0	2	0	1	0	0	2	0	5	55	60
479	STATE OFFICE OF RISK MANAGEMENT	0	0	1	0	0	0	0	0	0	0	1	69	70
503	TEXAS MEDICAL BOARD	0	0	0	0	0	0	0	0	0	0	0	0	0
506	UT MD ANDERSON CANCER CENTER	20	45	490	12	97	29	1	0	1,107	1	1,802	35,868	37,670
510	TEXAS BEHAVIORAL HEALTH EXECUTIVE CO	0	0	0	0	0	0	0	0	1	0	1	35	36
515	TEXAS STATE BOARD OF PHARMACY	2	2	0	0	1	0	0	0	7	0	12	133	145
529	HEALTH & HUMAN SERVICES COMMISSION	50	18	81	33	58	48	7	2	292	25	614	11,007	11,621
530	DEPT FAMILY AND PROTECTIVE SERVICES	20	11	3	6	5	1	1	0	24	1	72	108	180
533	EXEC CNCL OF PHYSICAL & OCC THERAPY	0	0	0	0	0	0	0	0	0	0	0	0	0
537	DEPARTMENT OF STATE HEALTH SERVICES	30	12	22	6	38	10	3	0	82	0	203	3,522	3,725
551	DEPARTMENT OF AGRICULTURE	4	5	13	5	24	24	0	0	51	3	129	1,102	1,231
554	TEXAS ANIMAL HEALTH COMMISSION	2	5	9	0	3	21	2	0	69	0	111	357	468
555	TEXAS A&M AGRILIFE EXTENSION SERVICE	1	1	4	1	8	1	0	0	7	0	23	105	128
556	TEXAS A&M AGRILIFE RESEARCH	12	5	17	12	31	17	5	0	32	4	135	177	312
557	TX A&M VETERINARY MED DIAGNOSTIC LAB	0	0	0	0	0	3	0	0	1	0	4	12	16
575	TEXAS DIVISION OF EMERGENCY MANAGEME	0	1	84	0	3	1	0	0	25	1	115	220	335
576	TEXAS A&M FOREST SERVICE	7	3	122	15	37	11	4	0	707	19	925	5,738	6,663
580	TEXAS WATER DEVELOPMENT BOARD	6	0	3	0	2	0	0	0	8	0	19	0	19
582	TEXAS COMM ON ENVIRONMENTAL QUALITY	7	5	7	3	14	1	0	0	121	1	159	2,094	2,253

*Total number of Bids/Proposals Received from HUBs and Non-HUBs.



FISCAL YEAR 2025 SEMI-ANNUAL HUB REPORT

TOTAL NUMBER OF HUB BIDS/PROPOSALS RECEIVED

AGENCY #	AGENCY NAME	AS		BL		HI		AI		WO	DV	HUB TOTAL	NON-HUB TOTAL	GRAND TOTAL*
		M	F	M	F	M	F	M	F	F	M			
601	TEXAS DEPARTMENT OF TRANSPORTATION	263	17	92	30	380	99	11	4	867	20	1,783	17,103	18,886
608	TEXAS DEPARTMENT OF MOTOR VEHICLES	3	6	5	9	24	2	0	0	65	2	116	887	1,003
644	TEXAS JUVENILE JUSTICE DEPT	18	0	52	64	22	6	0	0	537	8	707	3,158	3,865
696	TEXAS DEPT OF CRIMINAL JUSTICE	88	29	121	37	115	37	34	0	3,995	36	4,492	12,453	16,945
709	TEXAS A&M HEALTH SCIENCE CENTER	21	2	1,309	0	1,361	1,358	0	0	360	4	4,415	17,957	22,372
711	TEXAS A & M UNIVERSITY (MAIN UNIV)	29	25	3,049	36	2,653	1,781	0	0	1,845	5	9,423	48,916	58,339
712	TEXAS A&M ENGINEERING EXPERIMENT STA	8	0	307	1	49	438	0	0	75	1	879	1,477	2,356
713	TARLETON STATE UNIVERSITY	0	2	562	0	6	36	1	2	87	0	696	0	696
714	UNIVERSITY OF TEXAS AT ARLINGTON	0	1	9	1	0	3	0	0	206	0	220	317	537
716	TEXAS A&M ENGINEERING EXTENSION SERV	1	2	56	1	45	4	0	0	305	7	421	1,327	1,748
718	TEXAS A & M UNIVERSITY AT GALVESTON	2	0	87	0	152	12	0	0	91	1	345	2,682	3,027
720	UNIVERSITY OF TEXAS SYSTEM	1	2	1	2	7	3	0	0	3	0	19	60	79
721	UNIVERSITY OF TEXAS AT AUSTIN	15	16	2	6	334	154	1	1	303	1	833	18,139	18,972
723	UNIVERSITY OF TEXAS MEDICAL BRANCH	14	9	65	31	92	48	6	4	136	15	420	275	695
724	UNIVERSITY OF TEXAS AT EL PASO	15	0	264	0	4,431	2,303	1	0	436	1	7,451	3,819	11,270
727	TEXAS A&M TRANSPORTATION INSTITUTE	1	1	75	78	25	3	1	0	32	0	216	204	420
729	UT SOUTHWESTERN MEDICAL CENTER	0	0	1	0	1	3	0	0	1	0	6	98	104
731	TEXAS WOMAN'S UNIVERSITY	2	1	21	5	13	3	0	0	592	3	640	0	640
733	TEXAS TECH UNIVERSITY	92	1	4,141	1	46	2,315	35	0	542	0	7,173	13,704	20,877
734	LAMAR UNIVERSITY - BEAUMONT	2	0	0	0	3	0	0	0	3	0	8	28	36

*Total number of Bids/Proposals Received from HUBs and Non-HUBs.



FISCAL YEAR 2025 SEMI-ANNUAL HUB REPORT

TOTAL NUMBER OF HUB BIDS/PROPOSALS RECEIVED

AGENCY #	AGENCY NAME	AS		BL		HI		AI		WO	DV	HUB TOTAL	NON-HUB TOTAL	GRAND TOTAL*
		M	F	M	F	M	F	M	F	F	M			
735	MIDWESTERN STATE UNIVERSITY	0	1	11	0	3	5	0	0	52	1	73	629	702
737	ANGELO STATE UNIVERSITY	10	0	101	0	1	30	0	0	133	0	275	2,375	2,650
738	UNIVERSITY OF TEXAS AT DALLAS	1	0	2	0	10	10	0	0	11	0	34	0	34
739	TX TECH UNIV HEALTH SCIENCES CENTER	1	0	2	1	0	0	0	0	0	0	4	91	95
742	UNIV OF TEX OF THE PERMIAN BASIN	0	0	0	0	0	0	0	0	0	0	0	0	0
743	UNIVERSITY OF TEXAS AT SAN ANTONIO	8	8	42	31	49	41	10	0	120	4	313	215	528
744	UT HEALTH SCIENCE CENTER - HOUSTON	5	0	2	4	9	5	0	0	13	1	39	97	136
745	UT HEALTH SCIENCE CENTER-SAN ANTONIO	2	3	260	0	82	6,123	0	0	841	18	7,329	18,234	25,563
746	UT RIO GRANDE VALLEY	53	203	1,488	0	224	998	0	0	408	4	3,378	6,216	9,594
749	TEXAS A&M UNIVERSITY - SAN ANTONIO	7	0	281	17	28	55	5	0	117	1	511	1,161	1,672
750	UNIVERSITY OF TEXAS AT TYLER	86	11	661	0	18	859	0	0	498	0	2,133	1,017	3,150
751	EAST TEXAS A&M UNIVERSITY	2	0	71	0	3	18	65	0	34	0	193	1,387	1,580
755	STEPHEN F AUSTIN STATE UNIVERSITY	30	0	44	0	23	4	0	0	83	0	184	734	918
758	TEXAS STATE UNIVERSITY SYSTEM	0	0	28	0	0	4	0	0	0	0	32	107	139
759	UNIVERSITY OF HOUSTON - CLEAR LAKE	3	2	5	0	1	1	0	0	7	1	20	20	40
760	TEXAS A & M UNIV - CORPUS CHRISTI	4	0	522	8	18	97	0	0	70	1	720	1,080	1,800
761	TEXAS A & M INTERNATIONAL UNIVERSITY	0	2	93	0	56	41	0	0	75	0	267	586	853
765	UNIVERSITY OF HOUSTON-VICTORIA	2	0	0	0	0	4	0	0	2	0	8	6	14
774	TEXAS TECH HSC - EL PASO	0	1	0	0	0	0	0	0	0	0	1	15	16
784	UNIVERSITY OF HOUSTON - DOWNTOWN	5	22	29	10	18	21	0	0	59	0	164	302	466

*Total number of Bids/Proposals Received from HUBs and Non-HUBs.



FISCAL YEAR 2025 SEMI-ANNUAL HUB REPORT

TOTAL NUMBER OF HUB BIDS/PROPOSALS RECEIVED

AGENCY #	AGENCY NAME	AS		BL		HI		AI		WO	DV	HUB TOTAL	NON-HUB TOTAL	GRAND TOTAL*
		M	F	M	F	M	F	M	F	F	M			
785	UNIV OF TEXAS HEALTH CENTER AT TYLER	0	49	87	22	3	927	0	0	194	0	1,282	6,761	8,043
787	LAMAR STATE COLLEGE - ORANGE	0	0	0	0	0	0	0	0	0	0	0	0	0
788	LAMAR STATE COLLEGE - PORT ARTHUR	0	0	0	0	0	0	0	0	0	0	0	0	0
789	LAMAR INSTITUTE OF TECHNOLOGY	0	0	0	0	0	0	0	0	0	0	0	0	0
802	PARKS AND WILDLIFE DEPARTMENT	12	0	41	9	39	145	7	2	307	10	572	112	684
808	TEXAS HISTORICAL COMMISSION	0	2	1	0	6	0	0	0	100	2	111	1,978	2,089
809	STATE PRESERVATION BOARD	0	0	1	0	3	1	0	0	4	0	9	52	61

*Total number of Bids/Proposals Received from HUBs and Non-HUBs.

- **NUMBER OF CONTRACTS AWARDED**



FISCAL YEAR 2025 SEMI-ANNUAL HUB REPORT

TOTAL NUMBER OF COMPETITIVE AND NON-COMPETITIVE CONTRACTS AWARDED

AGENCY #	AGENCY NAME	AS		BL		HI		AI		WO	DV	HUB TOTAL	NON HUB	GRAND TOTAL
		M	F	M	F	M	F	M	F	F	M			
212	OFFICE OF COURT ADMINISTRATION	0	1	0	0	0	0	0	0	1	0	2	59	598
	Non-Competitive Contracts**	0	0	0	0	0	0	0	0	47	0	47	490	
213	OFFICE OF STATE PROSECUTING ATTORNEY	0	0	0	0	0	0	0	0	0	0	0	0	10
	Non-Competitive Contracts**	0	0	0	0	0	0	0	0	1	0	1	9	
221	FIRST COURT OF APPEALS	0	0	0	0	0	0	0	0	0	0	0	0	0
	Non-Competitive Contracts**	0	0	0	0	0	0	0	0	0	0	0	0	
227	COURT OF APPEALS - SEVENTH COURT	0	0	0	0	0	0	0	0	0	0	0	0	0
	Non-Competitive Contracts**	0	0	0	0	0	0	0	0	0	0	0	0	
228	COURT OF APPEALS - EIGHTH COURT	0	0	0	0	0	0	0	0	0	0	0	1	4
	Non-Competitive Contracts**	0	0	3	0	0	0	0	0	0	0	3	0	
230	COURT OF APPEALS - TENTH COURT	0	0	0	0	0	0	0	0	0	0	0	0	3
	Non-Competitive Contracts**	0	0	0	0	0	1	0	0	1	0	2	1	
231	COURT OF APPEALS - ELEVENTH COURT	0	0	0	0	0	0	0	0	0	0	0	0	0
	Non-Competitive Contracts**	0	0	0	0	0	0	0	0	0	0	0	0	
234	COURT OF APPEALS -FOURTEENTH COURT	0	0	0	0	0	0	0	0	0	0	0	0	0
	Non-Competitive Contracts**	0	0	0	0	0	0	0	0	0	0	0	0	
235	15TH COURT OF APPEALS	0	0	0	0	0	0	0	0	0	0	0	0	33
	Non-Competitive Contracts**	0	0	0	0	1	0	0	0	7	0	8	25	
302	OFFICE OF THE ATTORNEY GENERAL	3	0	0	0	0	0	0	0	0	0	3	0	21,533
	Non-Competitive Contracts**	297	75	13	14	107	6	64	0	252	14	842	20,688	

*Total number of Competitive and Non-Competitive Contracts awarded to HUBs and Non-HUBs.

**Non-Competitive contracts include contracts \$10,000 or less.



FISCAL YEAR 2025 SEMI-ANNUAL HUB REPORT

TOTAL NUMBER OF COMPETITIVE AND NON-COMPETITIVE CONTRACTS AWARDED

AGENCY #	AGENCY NAME	AS		BL		HI		AI		WO	DV	HUB TOTAL	NON HUB	GRAND TOTAL
		M	F	M	F	M	F	M	F	F	M			
303	TEXAS FACILITIES COMMISSION	1	0	2	2	6	0	0	1	23	0	35	113	571
	Non-Competitive Contracts**	0	1	16	21	0	0	0	0	0	4	42	381	
304	COMPTROLLER OF PUBLIC ACCOUNTS	0	0	1	0	1	0	0	0	1	0	3	42	45
	Non-Competitive Contracts**	0	0	0	0	0	0	0	0	0	0	0	0	
305	GENERAL LAND OFFICE	0	0	0	0	1	0	0	0	7	0	8	26	1,150
	Non-Competitive Contracts**	8	3	0	4	15	9	0	0	40	0	79	1,037	
306	TEXAS STATE LIBRARY & ARCHIVES COMM	0	0	0	0	0	0	0	0	1	0	1	7	214
	Non-Competitive Contracts**	4	0	0	1	1	2	0	0	20	0	28	178	
307	SECRETARY OF STATE	1	0	0	3	4	0	0	0	30	0	38	38	95
	Non-Competitive Contracts**	0	0	0	0	0	0	0	0	0	0	0	19	
308	STATE AUDITOR'S OFFICE	0	0	0	0	0	1	0	0	2	0	3	28	123
	Non-Competitive Contracts**	0	0	0	0	0	0	0	0	2	0	2	90	
312	STATE SECURITIES BOARD	0	0	0	0	0	0	0	0	0	0	0	0	117
	Non-Competitive Contracts**	2	0	0	0	0	0	0	0	18	0	20	97	
313	DEPARTMENT OF INFORMATION RESOURCES	2	0	0	0	0	0	0	0	0	0	2	13	76
	Non-Competitive Contracts**	0	0	3	2	0	0	1	0	16	0	22	39	
320	TEXAS WORKFORCE COMMISSION	12	7	1	0	5	0	1	0	11	1	38	0	40
	Non-Competitive Contracts**	0	0	1	0	0	1	0	0	0	0	2	0	
327	EMPLOYEES RETIREMENT SYSTEM	0	1	0	0	0	0	0	0	1	0	2	2	4
	Non-Competitive Contracts**	0	0	0	0	0	0	0	0	0	0	0	0	

*Total number of Competitive and Non-Competitive Contracts awarded to HUBs and Non-HUBs.

**Non-Competitive contracts include contracts \$10,000 or less.



FISCAL YEAR 2025 SEMI-ANNUAL HUB REPORT

TOTAL NUMBER OF COMPETITIVE AND NON-COMPETITIVE CONTRACTS AWARDED

AGENCY #	AGENCY NAME	AS		BL		HI		AI		WO	DV	HUB TOTAL	NON HUB	GRAND TOTAL
		M	F	M	F	M	F	M	F	F	M			
329	REAL ESTATE COMMISSION	0	0	3	2	0	1	0	0	2	0	8	8	157
	Non-Competitive Contracts**	0	0	1	2	1	1	0	0	2	0	7	134	
332	TX DEPT OF HOUSING & COMM AFFAIRS	5	0	1	4	0	0	0	0	6	0	16	7	342
	Non-Competitive Contracts**	0	1	12	0	1	4	1	0	65	0	84	235	
338	STATE PENSION REVIEW BOARD	0	0	0	0	0	0	0	0	0	0	0	0	0
	Non-Competitive Contracts**	0	0	0	0	0	0	0	0	0	0	0	0	
347	TEXAS PUBLIC FINANCE AUTHORITY	0	0	0	0	0	0	0	0	0	0	0	4	17
	Non-Competitive Contracts**	0	0	0	0	0	0	0	0	0	0	0	13	
356	TEXAS ETHICS COMMISSION	0	0	0	0	0	1	0	0	0	0	1	1	10
	Non-Competitive Contracts**	0	0	1	1	0	2	0	0	4	0	8	0	
360	STATE OFC OF ADMINISTRATIVE HEARINGS	0	0	0	0	0	0	0	0	0	0	0	0	100
	Non-Competitive Contracts**	2	0	2	0	1	2	0	0	14	0	21	79	
362	TEXAS LOTTERY COMMISSION	0	0	0	0	1	2	0	0	7	0	10	4	139
	Non-Competitive Contracts**	0	0	0	0	8	2	0	0	20	0	30	95	
401	TEXAS MILITARY DEPARTMENT	0	0	3	1	2	0	0	0	2	0	8	0	18
	Non-Competitive Contracts**	0	0	0	2	0	0	0	0	7	1	10	0	
405	DEPARTMENT OF PUBLIC SAFETY	1	1	19	1	4	9	0	0	12	0	47	83	135
	Non-Competitive Contracts**	0	0	0	0	0	0	0	0	0	0	0	5	
409	COMMISSION ON JAIL STANDARDS	0	0	0	0	0	0	0	0	0	0	0	0	33
	Non-Competitive Contracts**	0	0	0	0	1	0	0	0	5	0	6	27	

*Total number of Competitive and Non-Competitive Contracts awarded to HUBs and Non-HUBs.

**Non-Competitive contracts include contracts \$10,000 or less.



FISCAL YEAR 2025 SEMI-ANNUAL HUB REPORT

TOTAL NUMBER OF COMPETITIVE AND NON-COMPETITIVE CONTRACTS AWARDED

AGENCY #	AGENCY NAME	AS		BL		HI		AI		WO	DV	HUB TOTAL	NON HUB	GRAND TOTAL
		M	F	M	F	M	F	M	F	F	M			
448	OFFICE OF INJURED EMPLOYEE COUNSEL	0	0	0	0	0	1	0	0	0	0	1	6	38
	Non-Competitive Contracts**	0	0	0	0	0	0	0	0	0	0	0	31	
451	DEPARTMENT OF BANKING	0	0	0	0	0	0	1	0	0	0	1	3	80
	Non-Competitive Contracts**	1	0	0	0	3	2	0	0	4	1	11	65	
452	TX DEPT OF LICENSING & REGULATION	0	0	0	0	0	0	0	0	0	0	0	2	394
	Non-Competitive Contracts**	0	0	2	2	2	0	0	0	43	0	49	343	
454	TEXAS DEPARTMENT OF INSURANCE	12	0	1	3	1	2	0	0	4	0	23	77	557
	Non-Competitive Contracts**	1	0	1	5	1	2	0	0	17	0	27	430	
455	RAILROAD COMMISSION OF TEXAS	0	0	0	0	0	0	0	0	0	0	0	0	2
	Non-Competitive Contracts**	0	0	0	0	0	0	0	0	0	0	0	2	
457	STATE BOARD OF PUBLIC ACCOUNTANCY	0	0	0	0	2	0	0	0	1	0	3	0	75
	Non-Competitive Contracts**	0	1	2	0	5	1	0	0	9	0	18	54	
458	ALCOHOLIC BEVERAGE COMMISSION	0	0	0	0	0	0	0	0	4	0	4	5	124
	Non-Competitive Contracts**	0	0	0	0	0	0	0	0	0	0	0	115	
459	TX BOARD OF ARCHITECTURAL EXAMINERS	0	0	0	0	0	0	0	0	0	0	0	0	0
	Non-Competitive Contracts**	0	0	0	0	0	0	0	0	0	0	0	0	
460	TEXAS BD OF PROF ENGINEERS & LAND SU	0	0	0	0	0	0	0	0	0	0	0	0	10
	Non-Competitive Contracts**	0	1	1	0	1	1	0	0	6	0	10	0	
473	PUBLIC UTILITY COMMISSION OF TEXAS	0	0	0	0	0	0	0	0	0	0	0	1	1
	Non-Competitive Contracts**	0	0	0	0	0	0	0	0	0	0	0	0	

*Total number of Competitive and Non-Competitive Contracts awarded to HUBs and Non-HUBs.

**Non-Competitive contracts include contracts \$10,000 or less.



FISCAL YEAR 2025 SEMI-ANNUAL HUB REPORT

TOTAL NUMBER OF COMPETITIVE AND NON-COMPETITIVE CONTRACTS AWARDED

AGENCY #	AGENCY NAME	AS		BL		HI		AI		WO	DV	HUB TOTAL	NON HUB	GRAND TOTAL
		M	F	M	F	M	F	M	F	F	M			
475	OFFICE OF PUBLIC UTILITY COUNSEL	0	0	0	0	0	0	0	0	0	0	0	0	0
	Non-Competitive Contracts**	0	0	0	0	0	0	0	0	0	0	0	0	
477	COMM/STATE EMERGENCY COMMUNICATION	0	0	0	2	0	1	0	0	2	0	5	10	60
	Non-Competitive Contracts**	0	0	0	0	0	0	0	0	0	0	0	45	
479	STATE OFFICE OF RISK MANAGEMENT	0	0	0	0	0	0	0	0	0	0	0	1	70
	Non-Competitive Contracts**	0	0	1	0	0	0	0	0	0	0	1	68	
503	TEXAS MEDICAL BOARD	0	0	0	0	0	0	0	0	0	0	0	0	0
	Non-Competitive Contracts**	0	0	0	0	0	0	0	0	0	0	0	0	
506	UT MD ANDERSON CANCER CENTER	2	0	0	0	0	0	0	0	1	0	3	76	37,650
	Non-Competitive Contracts**	18	43	486	10	93	29	1	0	1,098	1	1,779	35,792	
510	TEXAS BEHAVIORAL HEALTH EXECUTIVE CO	0	0	0	0	0	0	0	0	1	0	1	35	36
	Non-Competitive Contracts**	0	0	0	0	0	0	0	0	0	0	0	0	
515	TEXAS STATE BOARD OF PHARMACY	0	0	0	0	0	0	0	0	0	0	0	0	142
	Non-Competitive Contracts**	2	2	0	0	0	0	0	0	7	0	11	131	
529	HEALTH & HUMAN SERVICES COMMISSION	5	0	11	3	12	12	1	0	38	4	86	315	1,176
	Non-Competitive Contracts**	25	13	9	11	24	12	2	0	60	3	159	616	
530	DEPT FAMILY AND PROTECTIVE SERVICES	1	0	2	0	3	0	0	0	3	1	10	18	174
	Non-Competitive Contracts**	19	11	1	0	2	1	1	0	21	0	56	90	
533	EXEC CNCL OF PHYSICAL & OCC THERAPY	0	0	0	0	0	0	0	0	0	0	0	0	0
	Non-Competitive Contracts**	0	0	0	0	0	0	0	0	0	0	0	0	

*Total number of Competitive and Non-Competitive Contracts awarded to HUBs and Non-HUBs.

**Non-Competitive contracts include contracts \$10,000 or less.



FISCAL YEAR 2025 SEMI-ANNUAL HUB REPORT

TOTAL NUMBER OF COMPETITIVE AND NON-COMPETITIVE CONTRACTS AWARDED

AGENCY #	AGENCY NAME	AS		BL		HI		AI		WO	DV	HUB TOTAL	NON HUB	GRAND TOTAL
		M	F	M	F	M	F	M	F	F	M			
537	DEPARTMENT OF STATE HEALTH SERVICES	4	2	2	1	2	0	0	0	5	0	16	44	306
	Non-Competitive Contracts**	14	6	4	1	7	4	1	0	28	0	65	181	
551	DEPARTMENT OF AGRICULTURE	0	5	5	1	1	2	0	0	10	1	25	35	1,102
	Non-Competitive Contracts**	1	0	8	2	2	1	0	0	32	1	47	995	
554	TEXAS ANIMAL HEALTH COMMISSION	0	0	4	0	1	0	0	0	0	0	5	0	100
	Non-Competitive Contracts**	1	2	2	0	2	17	2	0	69	0	95	0	
555	TEXAS A&M AGRILIFE EXTENSION SERVICE	0	0	0	0	3	0	0	0	0	0	3	17	39
	Non-Competitive Contracts**	0	0	0	0	2	0	0	0	0	0	2	17	
556	TEXAS A&M AGRILIFE RESEARCH	0	0	12	0	2	8	0	0	1	0	23	70	196
	Non-Competitive Contracts**	0	0	2	0	1	2	0	0	1	0	6	97	
557	TX A&M VETERINARY MED DIAGNOSTIC LAB	0	0	0	0	0	3	0	0	1	0	4	2	16
	Non-Competitive Contracts**	0	0	0	0	0	0	0	0	0	0	0	10	
575	TEXAS DIVISION OF EMERGENCY MANAGEME	0	0	84	0	1	1	0	0	22	0	108	113	323
	Non-Competitive Contracts**	0	0	0	0	0	0	0	0	3	0	3	99	
576	TEXAS A&M FOREST SERVICE	0	0	0	2	0	0	0	0	0	0	2	20	6,525
	Non-Competitive Contracts**	5	0	103	10	28	6	0	0	696	5	853	5,650	
580	TEXAS WATER DEVELOPMENT BOARD	0	0	0	0	0	0	0	0	0	0	0	0	0
	Non-Competitive Contracts**	0	0	0	0	0	0	0	0	0	0	0	0	
582	TEXAS COMM ON ENVIRONMENTAL QUALITY	2	2	1	1	2	0	0	0	2	0	10	30	2,209
	Non-Competitive Contracts**	0	1	6	2	12	1	0	0	82	1	105	2,064	

*Total number of Competitive and Non-Competitive Contracts awarded to HUBs and Non-HUBs.

**Non-Competitive contracts include contracts \$10,000 or less.



FISCAL YEAR 2025 SEMI-ANNUAL HUB REPORT

TOTAL NUMBER OF COMPETITIVE AND NON-COMPETITIVE CONTRACTS AWARDED

AGENCY #	AGENCY NAME	AS		BL		HI		AI		WO	DV	HUB TOTAL	NON HUB	GRAND TOTAL
		M	F	M	F	M	F	M	F	F	M			
601	TEXAS DEPARTMENT OF TRANSPORTATION	119	12	37	4	227	48	4	1	51	8	511	10,737	11,248
	Non-Competitive Contracts**	0	0	0	0	0	0	0	0	0	0	0	0	
608	TEXAS DEPARTMENT OF MOTOR VEHICLES	0	0	0	1	0	0	0	0	0	0	1	1	1,001
	Non-Competitive Contracts**	3	6	5	8	24	2	0	0	65	0	113	886	
644	TEXAS JUVENILE JUSTICE DEPT	12	0	44	59	17	6	0	0	505	7	650	30	3,865
	Non-Competitive Contracts**	6	0	8	5	5	0	0	0	32	1	57	3,128	
696	TEXAS DEPT OF CRIMINAL JUSTICE	30	4	19	8	43	2	13	0	475	15	609	2,830	16,482
	Non-Competitive Contracts**	20	18	29	13	50	2	18	0	3,257	13	3,420	9,623	
709	TEXAS A&M HEALTH SCIENCE CENTER	0	0	1	0	0	4	0	0	6	0	11	173	22,372
	Non-Competitive Contracts**	21	2	1,308	0	1,361	1,354	0	0	354	4	4,404	17,784	
711	TEXAS A & M UNIVERSITY (MAIN UNIV)	2	0	41	0	20	10	0	0	30	2	105	101	58,269
	Non-Competitive Contracts**	22	25	3,008	35	2,628	1,761	0	0	1,806	0	9,285	48,778	
712	TEXAS A&M ENGINEERING EXPERIMENT STA	0	0	306	0	49	433	0	0	64	0	852	185	2,266
	Non-Competitive Contracts**	6	0	0	0	0	5	0	0	11	1	23	1,206	
713	TARLETON STATE UNIVERSITY	0	2	560	0	6	32	1	2	84	0	687	0	696
	Non-Competitive Contracts**	0	0	2	0	0	4	0	0	3	0	9	0	
714	UNIVERSITY OF TEXAS AT ARLINGTON	0	0	0	0	0	0	0	0	2	0	2	0	20
	Non-Competitive Contracts**	0	1	7	0	0	1	0	0	9	0	18	0	
716	TEXAS A&M ENGINEERING EXTENSION SERV	0	1	1	0	1	0	0	0	3	0	6	27	1,703
	Non-Competitive Contracts**	1	0	54	1	41	4	0	0	297	7	405	1,265	

*Total number of Competitive and Non-Competitive Contracts awarded to HUBs and Non-HUBs.

**Non-Competitive contracts include contracts \$10,000 or less.



FISCAL YEAR 2025 SEMI-ANNUAL HUB REPORT

TOTAL NUMBER OF COMPETITIVE AND NON-COMPETITIVE CONTRACTS AWARDED

AGENCY #	AGENCY NAME	AS		BL		HI		AI		WO	DV	HUB TOTAL	NON HUB	GRAND TOTAL
		M	F	M	F	M	F	M	F	F	M			
718	TEXAS A & M UNIVERSITY AT GALVESTON	0	0	1	0	0	0	0	0	2	0	3	20	2,987
	Non-Competitive Contracts**	2	0	86	0	152	12	0	0	89	1	342	2,622	
720	UNIVERSITY OF TEXAS SYSTEM	1	1	0	1	1	2	0	0	2	0	8	19	35
	Non-Competitive Contracts**	0	1	1	1	2	1	0	0	1	0	7	1	
721	UNIVERSITY OF TEXAS AT AUSTIN	0	0	0	0	0	0	0	0	0	0	0	0	18,435
	Non-Competitive Contracts**	5	15	2	5	317	147	1	1	291	0	784	17,651	
723	UNIVERSITY OF TEXAS MEDICAL BRANCH	0	0	0	0	0	0	0	0	1	0	1	20	21
	Non-Competitive Contracts**	0	0	0	0	0	0	0	0	0	0	0	0	
724	UNIVERSITY OF TEXAS AT EL PASO	0	0	0	0	0	0	0	0	0	0	0	0	11,270
	Non-Competitive Contracts**	15	0	264	0	4,431	2,303	1	0	436	1	7,451	3,819	
727	TEXAS A&M TRANSPORTATION INSTITUTE	0	1	75	78	24	2	1	0	28	0	209	43	402
	Non-Competitive Contracts**	1	0	0	0	0	1	0	0	4	0	6	144	
729	UT SOUTHWESTERN MEDICAL CENTER	0	0	0	0	0	0	0	0	1	0	1	39	40
	Non-Competitive Contracts**	0	0	0	0	0	0	0	0	0	0	0	0	
731	TEXAS WOMAN'S UNIVERSITY	0	0	0	0	0	0	0	0	5	0	5	0	634
	Non-Competitive Contracts**	2	1	21	5	13	3	0	0	581	3	629	0	
733	TEXAS TECH UNIVERSITY	85	0	4,131	1	34	2,306	33	0	474	0	7,064	3,711	20,755
	Non-Competitive Contracts**	5	0	10	0	12	9	2	0	63	0	101	9,879	
734	LAMAR UNIVERSITY - BEAUMONT	0	0	0	0	2	0	0	0	1	0	3	7	10
	Non-Competitive Contracts**	0	0	0	0	0	0	0	0	0	0	0	0	

*Total number of Competitive and Non-Competitive Contracts awarded to HUBs and Non-HUBs.

**Non-Competitive contracts include contracts \$10,000 or less.



FISCAL YEAR 2025 SEMI-ANNUAL HUB REPORT

TOTAL NUMBER OF COMPETITIVE AND NON-COMPETITIVE CONTRACTS AWARDED

AGENCY #	AGENCY NAME	AS		BL		HI		AI		WO	DV	HUB TOTAL	NON HUB	GRAND TOTAL
		M	F	M	F	M	F	M	F	F	M			
735	MIDWESTERN STATE UNIVERSITY	0	0	0	0	0	3	0	0	3	0	6	47	702
	Non-Competitive Contracts**	0	1	11	0	3	2	0	0	49	1	67	582	
737	ANGELO STATE UNIVERSITY	0	0	0	0	0	1	0	0	6	0	7	61	2,647
	Non-Competitive Contracts**	10	0	101	0	0	29	0	0	125	0	265	2,314	
738	UNIVERSITY OF TEXAS AT DALLAS	1	0	1	0	1	2	0	0	5	0	10	0	10
	Non-Competitive Contracts**	0	0	1	0	1	1	0	0	0	0	0	0	
739	TX TECH UNIV HEALTH SCIENCES CENTER	0	0	0	0	0	0	0	0	0	0	0	0	0
	Non-Competitive Contracts**	0	0	0	0	0	0	0	0	0	0	0	0	
742	UNIV OF TEX OF THE PERMIAN BASIN	0	0	0	0	0	0	0	0	0	0	0	0	0
	Non-Competitive Contracts**	0	0	0	0	0	0	0	0	0	0	0	0	
743	UNIVERSITY OF TEXAS AT SAN ANTONIO	1	1	3	3	12	8	1	0	34	1	64	51	395
	Non-Competitive Contracts**	6	0	24	15	31	15	1	0	67	1	160	120	
744	UT HEALTH SCIENCE CENTER - HOUSTON	1	0	0	0	3	1	0	0	3	0	8	18	27
	Non-Competitive Contracts**	0	0	0	0	0	0	0	0	0	0	0	1	
745	UT HEALTH SCIENCE CENTER-SAN ANTONIO	0	1	13	0	12	22	0	0	36	0	84	1,189	25,563
	Non-Competitive Contracts**	2	2	247	0	70	6,101	0	0	805	18	7,245	17,045	
746	UT RIO GRANDE VALLEY	0	1	0	0	8	1	0	0	0	0	10	35	9,468
	Non-Competitive Contracts**	53	199	1,488	0	205	993	0	0	408	4	3,350	6,073	
749	TEXAS A&M UNIVERSITY - SAN ANTONIO	0	0	1	0	0	0	0	0	0	0	1	2	1,666
	Non-Competitive Contracts**	7	0	279	17	28	55	5	0	117	1	509	1,154	

*Total number of Competitive and Non-Competitive Contracts awarded to HUBs and Non-HUBs.

**Non-Competitive contracts include contracts \$10,000 or less.



FISCAL YEAR 2025 SEMI-ANNUAL HUB REPORT

TOTAL NUMBER OF COMPETITIVE AND NON-COMPETITIVE CONTRACTS AWARDED

AGENCY #	AGENCY NAME	AS		BL		HI		AI		WO	DV	HUB TOTAL	NON HUB	GRAND TOTAL
		M	F	M	F	M	F	M	F	F	M			
750	UNIVERSITY OF TEXAS AT TYLER	0	0	0	0	0	0	0	0	0	0	0	1	2,134
	Non-Competitive Contracts**	86	11	661	0	18	859	0	0	498	0	2,133	0	
751	EAST TEXAS A&M UNIVERSITY	0	0	0	0	0	0	0	0	2	0	2	0	1,580
	Non-Competitive Contracts**	2	0	71	0	3	18	65	0	32	0	191	1,387	
755	STEPHEN F AUSTIN STATE UNIVERSITY	0	0	41	0	21	3	0	0	48	0	113	213	910
	Non-Competitive Contracts**	30	0	2	0	1	1	0	0	29	0	63	521	
758	TEXAS STATE UNIVERSITY SYSTEM	0	0	28	0	0	0	0	0	0	0	28	40	139
	Non-Competitive Contracts**	0	0	0	0	0	4	0	0	0	0	4	67	
759	UNIVERSITY OF HOUSTON - CLEAR LAKE	1	0	1	0	1	1	0	0	3	1	8	20	37
	Non-Competitive Contracts**	1	0	4	0	0	0	0	0	4	0	9	0	
760	TEXAS A & M UNIV - CORPUS CHRISTI	0	0	0	0	0	0	0	0	0	0	0	5	1,787
	Non-Competitive Contracts**	4	0	522	7	17	95	0	0	68	0	713	1,069	
761	TEXAS A & M INTERNATIONAL UNIVERSITY	0	0	0	0	1	0	0	0	2	0	3	3	834
	Non-Competitive Contracts**	0	2	93	0	51	39	0	0	66	0	251	577	
765	UNIVERSITY OF HOUSTON-VICTORIA	0	0	0	0	0	2	0	0	1	0	3	1	4
	Non-Competitive Contracts**	0	0	0	0	0	0	0	0	0	0	0	0	
774	TEXAS TECH HSC - EL PASO	0	0	0	0	0	0	0	0	0	0	0	3	3
	Non-Competitive Contracts**	0	0	0	0	0	0	0	0	0	0	0	0	
784	UNIVERSITY OF HOUSTON - DOWNTOWN	0	0	0	0	0	0	0	0	0	0	0	4	465
	Non-Competitive Contracts**	5	22	29	10	18	21	0	0	59	0	164	297	

*Total number of Competitive and Non-Competitive Contracts awarded to HUBs and Non-HUBs.

**Non-Competitive contracts include contracts \$10,000 or less.



FISCAL YEAR 2025 SEMI-ANNUAL HUB REPORT

TOTAL NUMBER OF COMPETITIVE AND NON-COMPETITIVE CONTRACTS AWARDED

AGENCY #	AGENCY NAME	AS		BL		HI		AI		WO	DV	HUB TOTAL	NON HUB	GRAND TOTAL
		M	F	M	F	M	F	M	F	F	M			
785	UNIV OF TEXAS HEALTH CENTER AT TYLER	0	0	0	0	0	0	0	0	0	0	0	0	8,043
	Non-Competitive Contracts**	0	49	87	22	3	927	0	0	194	0	1,282	6,761	
787	LAMAR STATE COLLEGE - ORANGE	0	0	0	0	0	0	0	0	0	0	0	0	0
	Non-Competitive Contracts**	0	0	0	0	0	0	0	0	0	0	0	0	
788	LAMAR STATE COLLEGE - PORT ARTHUR	0	0	0	0	0	0	0	0	0	0	0	0	0
	Non-Competitive Contracts**	0	0	0	0	0	0	0	0	0	0	0	0	
789	LAMAR INSTITUTE OF TECHNOLOGY	0	0	0	0	0	0	0	0	0	0	0	0	0
	Non-Competitive Contracts**	0	0	0	0	0	0	0	0	0	0	0	0	
802	PARKS AND WILDLIFE DEPARTMENT	2	0	1	0	4	29	1	0	32	0	69	112	671
	Non-Competitive Contracts**	10	0	40	8	35	116	6	0	275	0	490	0	
808	TEXAS HISTORICAL COMMISSION	0	2	1	0	0	0	0	0	8	0	11	27	2,089
	Non-Competitive Contracts**	0	0	0	0	6	0	0	0	92	2	100	1,951	
809	STATE PRESERVATION BOARD	0	0	0	0	2	0	0	0	1	0	3	0	7
	Non-Competitive Contracts**	0	0	0	0	1	0	0	0	3	0	4	0	

*Total number of Competitive and Non-Competitive Contracts awarded to HUBs and Non-HUBs.

**Non-Competitive contracts include contracts \$10,000 or less.

SUPPLEMENTAL SUMMARY LETTERS



DAN PATRICK
Lieutenant Governor
Joint Chair

TEXAS LEGISLATIVE COUNCIL

P.O. Box 12128, Capitol Station
Austin, Texas 78711-2128
Telephone: 512/463-1155

JEFF ARCHER
Executive Director



DUSTIN BURROWS
Speaker of the House
Joint Chair

April 1, 2025

**Supplemental Letter for FY 2025 Semiannual HUB Report
Agency Number-103**


The Texas Legislative Council (TLC) continues to support the State of Texas Historically Underutilized Business (HUB) Program. In FY25 TLC's total spend to date is \$7,861,431.55 of which \$1,892,241.31 was spent with HUB's. The council will continue to maximize contract opportunities for HUB vendors in our procurement process.

This effort is illustrated by the following activities since September 2024:

- TLC participated in Bexar County's 2024 Small, Minority, Women and Veterans Business Owners (SMWVBO) Contracting Conference at the Freeman Expo Hall in San Antonio on December 11th, 2024.
- Participated in HUB Discussion Work Group (HDWG) meetings, which is composed of state agency HUB Coordinators and purchasers that meet periodically to share information and provide proactive feedback to the Texas Procurement and Support Services Division of the CPA.
- TLC will be participating in the TxDMV Marketing for Success 11th Annual HUB Vendor Fair April 3, 2025 in Pflugerville
- TLC will be participating in the "Doing Business Texas Style" Spot Bid Fair ACCESS 2025 being held in Irving, Texas on May 13 – 14, 2025

The Texas Legislative Council supports the goals and purposes of the State of Texas HUB program and will continue to keep HUB participation a priority. Should you have any questions regarding the agency's good faith efforts, please contact one of our HUB Coordinators, Samantha Nail and Craig O'Brien, or our CFO, Mathew Richardson, at (512) 463-1155.

Sincerely,



Jeff Archer

Chair
Brian A. Bailey

Commissioners
Eddy Betancourt
Robert H. Clay
J.J. Isbell
Daniel K. Signorelli
C. Price Wagner
Robert S. Wetmore



Executive Director
Mike Novak

Mailing address:
P. O. Box 13047
Austin, TX 78711-3047
(512) 463-3446
www.tfc.texas.gov

Supplemental Letter to FY 2025 Semi-Annual HUB Report for Agency 303

The Texas Facilities Commission (TFC) remains committed to increasing economic opportunities for Historically Underutilized Businesses (HUB). The following outreach and good faith efforts were made during **FY 2025**:

HUB Forums- participating in **ten (10)** Economic Opportunity Forums (EOF). These included:

- TAMACC Women's Luncheon in Austin, TX
- Luna Awards in Austin, TX
- Inclusive Builder Alliance Construction Inclusion Week Breakfast in Austin, TX
- Texas State University HUB Construction Forum in San Marcos, TX
- TDLR Breaking Boundaries HUB Expo in Austin, TX
- SBA's 8(a) Retreat - Hosted by Texas State SBDC & TFC HUB Program in Austin, TX
- Texas Statewide Annual HUB EXPO in Austin, TX
- Bids to Bricks Session-Hosted by TX State SBDC & TFC HUB Program in Austin, TX
- Bexar County Business Conference in San Antonio, TX
- Flintco Opportunities 2025 - Small & Certified Business Lunch & Learn in Austin, TX

HUB Certifications- Assisted **four (4)** vendors in obtaining HUB certification

Sponsoring of Mentor-Protégé Relationship- **one (1)** active Mentor Protégé relationships.

HUB Vendors Assistance- **thirty-eight (38)** one-on-one consultations with HUB vendors on Doing Business with TFC.

HUB Education and Training- To increase HUB participation TFC has developed opportunities to educate HUBs on upcoming procurement opportunities and knowledge of HUB rules, policies, and procedures.

- Attended HUB Discussion Work Group (HDWG) meetings. Collaborating w/other state agencies
- Attended pre-bid conferences to educate vendors about HUB subcontracting requirements.
- Partnered w/the General Contractors to conduct **three (3)** Meet & Greet events for upcoming projects.
- Conducted **six (6)** targeted outreach and training events for TFC upcoming projects.
 - OSHA 30 Training (6)

For any additional information, please contact, Yolanda Strey, HUB Director at 512.475.0453 or email at yolanda.strey@tfc.state.tx.us

Sincerely,


Michael Novak
Executive Director



Supplemental Letter for FY 2025 Semi-Annual HUB Report Agency 313

The Department of Information Resources (DIR) HUB Program has a dual role of increasing HUB participation through DIR internal procurements and procurements on behalf of its customers. DIR's good faith efforts to ensure continued HUB participation included the following in accordance with 34 Texas Administrative Code §20.284:

- ▶ Increased HUB participation through statewide contracts and internal purchases;
- ▶ Reviewed solicitations with an expected value of \$100,000 or more to determine the probability of HUB subcontracting, prior to releasing solicitation documents;
- ▶ Participated in vendor orientations to promote HUB policy and HSP requirements;
- ▶ Maintain and operate the on-line spot bid portal on Texas.gov for "Doing Business Texas Style" Spot Bid Fair on May 13 -14, 2025, in conjunction with the Statewide HUB Program's HUB EXPO, and the Dallas/Fort Worth Minority Supplier Development Council's (D/FWMSDC) 2025 ACCESS Business Expo, the portal was released February 1, 2025;
- ▶ Hosted and maintained the on-line spot bid portal on Texas.gov for Houston Minority Supplier Development Council (HMSDC) Spot Bid Fair sponsored by Senator Miles and Senator Alvarado, on October 30-31, 2024;
- ▶ Participated in 38 Economic Opportunity Forums (EOFs) throughout the state as sponsor, co-sponsor, exhibitor and/or presenter;
- ▶ Provided updates to DIR Board and subcommittees;
- ▶ Participated in 147 HUB and vendor outreach events promoting DIR's HUB program and subcontracting opportunities;
- ▶ Recorded over \$362 million in sales by HUB vendors through DIR's statewide cooperative contracts, representing 24.72% of total sales for FY 2025 (September-January);
- ▶ Offered 283 contracts through HUB vendors. Additional contract opportunities are available through 573 HUB resellers and 1,389 subcontractors.

DIR is committed to the State of Texas HUB Program, and it will continue to work to increase HUB participation. Should you have any questions regarding the agency's program, please contact Theresa Williamson at 512-475-4638.

Sincerely,

Lisa Massock

Lisa Massock
Chief Procurement Officer

Texas Workforce Commission

A Member of Texas Workforce Solutions

April 15, 2025

Re: 320-Fiscal 2025 Semi-Annual HUB Report Supplemental Letter

The Texas Workforce Commission (TWC) submits this supplemental Historically Underutilized Business (HUB) letter and reaffirms its HUB commitment in accordance with 34 Tex. Admin. Code §20.284.

Participated in Economic Opportunity Forums (EOFs):

- Texas Association of African American Chambers of Commerce (TAAACC) Annual Conference on September 19-20, 2024.
- City of Austin Small Business Connection Conference on September 25, 2024.
- Texas 87th National Association for the Advancement of Colored People (NAACP) State Convention on October 10-12, 2024.
- Texas Department of Licensing and Regulation 2nd Annual Breaking Boundaries HUB Expo on October 16, 2024.
- Houston Minority Supplier Development Council (HMSDC) Business Expo & Spot Bid Fair on October 30-31, 2024, and awarded \$4,990 to HUB vendors.
- CPA Learn Connect Grow HUB Expo on November 15, 2024.
- Bexar County Small, Minority, Women & Veteran Business Owners Conference (SMWVBO) on December 11, 2024.
- Small Business Administration Houston Matchmaker HUB Event on March 7, 2025.

HUB Outreach and Other Activities:

- Awarded \$18,126,405 in the first quarter of FY 2025 to HUBs in Shared Technology Data Center Services along with \$12,821,288 to twelve HUBs to date in Information Technology Staff Augmentation Contracts (ITSAC).
- Provided continuous education to the vendor community on the agency's bid opportunities, state procurement requirements, and how to do business with TWC, including twenty-three vendor interactions and educational virtual conferences.
- Implemented a policy requiring purchasers to obtain quotes solely from HUB vendors and to award, when possible, to HUB vendors for all spot purchases under \$10,000.
- Continued a Mentor-Protégé agreement, with the protégé currently subcontracting on a major agency contract.
- Served as committee members to the HUB Discussion Work Group (HDWG) to gain knowledge on related topics and HUB updates.

TWC is committed to supporting the State of Texas HUB Program and will continue to work to increase HUB participation in all procurement categories. If there are any comments/questions, please contact the TWC Procurement and Contract Services Deputy Director, Sarah Noel, at Sarah.Noel@twc.texas.gov or HUB Coordinator, Sonya Thulin at Sonya.Thulin@twc.texas.gov or twchubinfo@twc.texas.gov.

Sincerely,



Colleen Whitney, CTCD, CTCM

TWC Director of Procurement and Contract Services

Bryan Daniel, Chairman
Commissioner Representing
the Public

Alberto Trevino III
Commissioner Representing
Labor

Joe Esparza
Commissioner Representing
Employers

Edward Serna
Executive Director

TEXAS PUBLIC FINANCE AUTHORITY

BOARD OF DIRECTORS:

Billy M. Atkinson, Jr., Chair
Ramon Manning, Vice Chair
Jay A. Riskind, Secretary
Lance S. Etcheverry
Larry G. Holt
Shanda G. Perkins
Benjamin E. Streusand



EXECUTIVE DIRECTOR
Lee Deviney

MAILING ADDRESS:

Post Office Box 12906
Austin, Texas 78711-2906

PHYSICAL ADDRESS:

300 West 15th Street, Suite 411
Austin, Texas 78701

TELEPHONE: (512) 463-5544

FACSIMILE: (512) 463-5501

Supplemental Summary for the FY 2025 Semi-Annual HUB Report for Agency 347

In compliance with Texas Government Code, Chapter 2161, the Board of the Authority has adopted the Comptroller's Statewide HUB Utilization Goals (34 TAC §20.284), as well as more detailed procedures for HUB participation goals in bond issues, in compliance with the published rules. These procedures are included in the Authority's strategic plan and reflected in its bond underwriting policies.

For negotiated bond underwritings approved during the FY 2024-2025 biennium, the Board pre-selected a pool of twenty-three (23) underwriting firms that includes eight (8) disadvantaged business enterprise (DBE) firms. Additionally, the Board selected a pool of three (3) financial advisors, one (1) of which is a HUB firm. Also, during FY 2024, the Board issued an RFP for bond counsel services to re-constitute the bond counsel pool for use during the FY 2024-2025 biennium. The Board pre-selected a pool of eight (8) bond counsel firms, two (2) of which are HUB firms. In accordance with its procedures for negotiated bond sales, bond counsel, financial advisor and underwriters are selected from the Authority's respective bond service provider pool on a transaction-by-transaction basis. Vendor selection is based upon demonstrated experience and best value for the state. On the one negotiated bond sale closing during the reporting period, a HUB firm participated as bond counsel and received 34% of the overall bond counsel compensation, the HUB firm participated as financial advisor and received 100% of the overall financial advisor compensation, and 100% of printing services were paid to a DBE firm for financial printing services and received 100% of the compensation paid for their services. Finally, three (3) DBE underwriting firms participated in the underwriting syndicate and received 69% of the total underwriter compensation.

For the first six months of FY 2025, \$450,056.45, or 85.64% of the Authority's total expenditures were related to Costs of Issuance and the ongoing administration of bonds. These include expenses such as rating agency fees, paying agent fees, insurance premiums, and arbitrage compliance services to satisfy bond covenants, services that are only available from a few large service providers where HUB and/or DBE firms are not available or lack qualifications to perform required services.

The Authority is committed to providing open and transparent opportunities to purchase goods and services. As part of its process, the Authority continues to utilize the Texas Comptroller's Central Master Bidders List to locate potentially interested vendors, including vendors which qualify as HUB's. During the reporting period, HUB participation amounted to 80.61% with respect to administrative expenditures during this period.

Please contact me at (512) 463-5544 should you have any questions.

Lee Deviney
Executive Director

TEXAS DEPARTMENT OF PUBLIC SAFETY

5805 N LAMAR BLVD • BOX 4087 • AUSTIN, TEXAS 78773-0001

512-424-2000

www.dps.texas.gov



FREEMAN F. MARTIN
COLONEL
WALT GOODSON
JASON C. TAYLOR
LIEUTENANT COLONELS



STEVEN P. MACH, CHAIRMAN
NELDA L. BLAIR
DAN HORD III
LARRY B. LONG
STEVEN H. STODGHILL

405 – Semi-Annual Fiscal 2025 Annual HUB Report Supplemental Letter

The Texas Department of Public Safety (DPS) demonstrates dedication to utilizing Texas-certified Historically Underutilized Business (HUBs) in its procurement process by providing contracting opportunities directly and indirectly with HUBs. Adhering to the requirements outlined in 34 Texas Administrative Code Rule §20.284, DPS's "Good Faith Efforts" to enhance HUB participation included the following:

- Reviewed competitive solicitations identifying HUB subcontracting opportunities for HUB inclusion in resulting contracts over \$100,000;
- Conducted HUB Program training for the internal Purchasing Liaisons staff and agency divisions;
- Evaluated HUB Subcontracting Plans (HSP) to ensure HSP compliance and the "Good Faith Effort" requirements are met in accordance with 34 TAC 20.285;
- Assisted division and procurement personnel with identifying and locating HUBs for potential procurement opportunities;
- Identified a total of \$5,656,596.65 in payments to former HUB firms that graduated from the program during the past fiscal year;
- Provided courtesy HSP reviews and debriefings to provide technical assistance to the vendor community and increase HSP submission compliance;
- Participated in the HSP Focus Group to provide input for the upcoming updates of the HSP form;
- Participated in the statewide HUB Coordinators Discussion Workgroup (HDWG);
- Provided updates to agency executive leadership regarding the agency's HUB participation.

DPS is firmly committed to the goals identified and recognized by the State of Texas HUB Program and will continue to work to increase HUB participation related to contracting and subcontracting opportunities. Should you have any questions regarding the agency's program, don't hesitate to contact Michael Parks at (512) 424-2205 or michael.parks@dps.texas.gov.

DocuSigned by Sincerely,

Michael D. Parks

F7FB8162184041E...

Michael Parks
Director of Procurement and Contract Services/HUB Program Coordinator

Texas Commission on Fire Protection

Annalise Beasley
4800 N Lamar BLVD
Austin TX 78756

April 17, 2025

To Whom it May Concern,

The Texas Commission on Fire Protection has put a renewed focus on intentionally increasing HUB vendor numbers.

The Division Chief of Support Services Amanda Khan has completed the HUB course provided by the Statewide Procurement Education System. Ms. Khan has also attended a few of the HUB Report and Procurement Plan Discussions.

I, Annalise Beasley, have also completed the HUB course provided by the Statewide Procurement Education System. I attended the TDLR 2024 HUB Expo from October 29, 2024. I also have attended a few of the HUB Report and Procurement Plan Discussions. I have also registered for the upcoming Texas Tech University Small and Historically Underutilized Business Expo on June 2, 2025.

As detailed above this shows our agency's renewed focus on increasing HUB usage as we continue to attend conferences and discussions to increase our knowledge base.

Sincerely,

Annalise Beasley

Purchaser CTCM, CTCD





**TEXAS ALCOHOLIC
BEVERAGE COMMISSION**
Supporting Businesses and Protecting Texans

P.O. Box 13127
Austin, Texas 78711-3127
(512) 206-3333
tabc.texas.gov

Supplemental Letter FY 2025 Semi Annual HUB Report Agency 458

The Texas Alcoholic Beverage Commission (TABC) is committed to implementing the State of Texas' Historically Underutilized Businesses (HUB) Program, codified in Government Code, using the framework for Texas procurement law promulgated by the State of Texas Procurement and Contract Management Guide. This commitment includes training TABC divisions about the state's HUB program. In that regard, TABC's HUB program researches available HUB companies, endeavors to connect with HUB participants, and generates an annual plan for HUB event attendance.

Unfortunately, during the first half of FY25, the agency did not meet the Commodities expenditure goal of 21.10%. Despite the underperformance, TABC saw success in issuing procurement awards to set-aside programs (WorkQuest and TCI), Statewide Procurement Division term contracts, and Department of Information Resources (DIR) contracts; the agency looks to continue upon and expand that success. The Special Trade goal of 32.90% was not met, as all awards were made to non-HUB vendors, because no HUB suppliers were available. Regarding Heavy or Building Construction, TABC had no activity under that category.

Notably, the agency's Other Services HUB achievement continues to demonstrate the effects of losing a HUB vendor following its Assignment and Assumption of the company. Once the process of incorporation was complete, the new vendor did not meet the requirements of residency to re-certify as a HUB. TABC will assist the new vendor, where possible, to re-qualify as a HUB or to explore subcontracting opportunities, with HUB suppliers.

In addition, to demonstrate good faith effort to comply with state law, TABC is committed to outreach efforts, which include but are not limited to the following:

- TABC continues to participate in the HUB Discussion Work Group which remains a key component to the success of the HUB program. This workgroup partners with DIR and the Comptroller of Public Accounts' Statewide HUB Program to produce the HUB peer work group.
- TABC will continue to strategize networking opportunities and participation in the HUB Mentor/Protégé program.

TABC will endeavor to foster collaborative and innovative approaches to meet or exceed state goals. This letter serves to recognize the ongoing efforts TABC is implementing to increase participation in the HUB program, in alignment with the state's public policy. TABC submits this supplemental letter to provide additional information and background related to its HUB program's Semi Annual HUB report for FY 2025. Please address inquiries to TABC's HUB coordinator by email to purchasing@tabc.texas.gov or by phone at (512) 206-3225.

Conrad A. Swan, MBA, CTCD
Chief Financial Officer



COMMISSION ON STATE EMERGENCY COMMUNICATIONS

March 6, 2025

The Commission on State Emergency Communications #477 (CSEC) is committed to increasing Historically Underutilized Business (HUB) participation and contracting opportunities. The Contracting and Purchasing Office (CPO) is responsible for compliance with state HUB requirements and implementation of strategies to help the agency to meet its HUB goals. During the reporting period (September 1, 2024 - February 28, 2025) CSEC good faith efforts included participating in a variety of HUB events.

Below is a summary of our agency's HUB event participation for this period:

- Oct 2024: HSMDC HUB EXPO
- Dec 2024: Bexar County SWMVBO Business Conference
- Monthly HUB Discussion Working Group (HDWG) meetings

CSEC is committed to the HUB program and will continue our good faith efforts to increase HUB contracting.

Respectfully,

Noah Gilliam
Director of Contracting and Purchasing/HUB Coordinator
Commission on State Emergency Communications
noahg@csec.texas.gov
(512) 979-2013 Work



TEXAS STATE BOARD OF PHARMACY

April 7, 2025

Texas State Board of Pharmacy
1801 Congress Ave., Ste. 13.100
Austin, TX 78701

The Texas State Board of Pharmacy supports the Historically Underutilized Business (HUB) Program and is committed to meeting our goals of purchasing from HUBs.

- The agency goal for HUB spending in the commodities category is 21.1%. In fiscal year 2024 TSBP spent 67.34% with HUBs. So far in fiscal year 2025 TSBP has spent \$51,780.00 out of \$82,272.00 in commodities with HUBs.
- The agency goal for HUB spending in the other services category is 26.0%. TSBP only achieved 0.23% in fiscal year 2024. So far in fiscal year 2025 TSBP has spent \$25,392.00 out of \$2,617,073.00 in other services with HUBs. The percentage would be greater but TSBP has an annual direct spend with Bamboo Health of \$4,502,750.00, with \$2,251,375.00 so far in fiscal year 2025. Bamboo Health is a self-performing vendor and \$3,300,000.00 of the contract is a fee for access to their proprietary prescription monitoring platform from electronic medical record systems (authorized to help stem the opioid crisis).
- The agency goal for HUB spending in the professional services category is 23.7%. While the current report shows \$0.00 spending, TSBP should have \$5,480.00 in HUB spending with Diane Fulmer for accounting services. This spending is categorized as other services, probably due to a COBJ error. TSBP expects much greater HUB spending with HUBs in the professional services category in the next fiscal year.

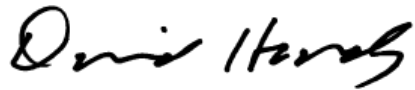
TSBP makes efforts to find HUB vendors for spot purchases and solicitations. Until 2024 TSBP only had one purchaser who also served as fleet manager, property manager, and receiving clerk among other duties which severely limited the ability to attend activities not directly related to daily tasks.

So far in 2025:

- TSBP participated in the Texas Department of Licensing and Regulations' Breaking Boundaries HUB Expo (10/29/24).
- TSBP participated in the Texas Comptroller's HUB Expo (11/15/24).
- TSBP participated in Texas Department of Motor Vehicles Marketing for Success 11th Annual HUB Fair (4/2 and 4/3/25).

- TSBP conducted internal training for Purchasing and IT staff on how to find HUB vendors on the Department of Information Resources contracts and Certified Master Bidder List.
- TSBP regularly attends HUB Discussion Working Group meetings (9/29/24, 11/14/24, 12/10/24, 2/19/25).

TSBP continues to pursue HUB vendors at every opportunity. We look forward to increasing success in this program.

A handwritten signature in black ink, appearing to read "David Hardy". The signature is fluid and cursive, with the first name "David" and last name "Hardy" clearly distinguishable.

David Hardy CTCD/CTCM

David.hardy@pharmacy.texas.gov

512-305-8023



**529 and 537-Fiscal Year 2025
Semi-Annual HUB Report Supplemental Letter**

Texas Health and Human Services (HHS) is committed to the utilization of Historically Underutilized Businesses (HUBs) by contracting both directly and indirectly through prime and subcontracting opportunities. Our good faith efforts to maximize HUB participation for the period of September 1, 2024 to February 28, 2025 include the following:

- Reviewed solicitations to determine subcontracting opportunities for HUBs in contracts over \$100,000;
- Conducted HUB Subcontracting Plan (HSP) training to current and potential contractors, agency contract managers, purchasing personnel, the HUB vendor community and other interested parties;
- Evaluated HUB subcontracting plans for compliance as required by 34 TAC 20.285, if applicable;
- Provided courtesy HSP reviews and debriefings to provide technical assistance to the vendor community and increase HSP submission compliance;
- Hosted and co-sponsored HUB economic opportunity forums (EOFs) and related statewide HUB outreach events;
- Notified HUBs not registered on the Centralized Masters Bid List about recertification and potential HHS bid opportunities; and
- Provided updates to agency leadership regarding the agency's HUB participation.

HHS would like to highlight additional expenditures made, but not captured by the Statewide HUB Report. During this reporting period, the agency utilized HUBs indirectly in the amount of \$15,051,416.07. These expenditures are for contracts which used a non-reportable object code that is not included in the statewide report.

Should you have any questions or need additional information, please contact, Letisha Metayer, HHS Procurement and Contracting Services (PCS)- HUB Director at (512) 884-8647 or by email at: letisha.metayer@hhs.texas.gov.

Kay Molina

Kay Molina, HHS Deputy Executive Commissioner for PCS



**529 and 537-Fiscal Year 2025
Semi-Annual HUB Report Supplemental Letter**

Texas Health and Human Services (HHS) is committed to the utilization of Historically Underutilized Businesses (HUBs) by contracting both directly and indirectly through prime and subcontracting opportunities. Our good faith efforts to maximize HUB participation for the period of September 1, 2024 to February 28, 2025 include the following:

- Reviewed solicitations to determine subcontracting opportunities for HUBs in contracts over \$100,000;
- Conducted HUB Subcontracting Plan (HSP) training to current and potential contractors, agency contract managers, purchasing personnel, the HUB vendor community and other interested parties;
- Evaluated HUB subcontracting plans for compliance as required by 34 TAC 20.285, if applicable;
- Provided courtesy HSP reviews and debriefings to provide technical assistance to the vendor community and increase HSP submission compliance;
- Hosted and co-sponsored HUB economic opportunity forums (EOFs) and related statewide HUB outreach events;
- Notified HUBs not registered on the Centralized Masters Bid List about recertification and potential HHS bid opportunities; and
- Provided updates to agency leadership regarding the agency's HUB participation.

HHS would like to highlight additional expenditures made, but not captured by the Statewide HUB Report. During this reporting period, the agency utilized HUBs indirectly in the amount of \$15,051,416.07. These expenditures are for contracts which used a non-reportable object code that is not included in the statewide report.

Should you have any questions or need additional information, please contact, Letisha Metayer, HHS Procurement and Contracting Services (PCS)- HUB Director at (512) 884-8647 or by email at: letisha.metayer@hhs.texas.gov.

Kay Molina

Kay Molina, HHS Deputy Executive Commissioner for PCS

555 – Fiscal 2025 Semi-Annual HUB Report Supplemental Letter

Texas A&M AgriLife Extension Service is dedicated to providing full and equal opportunities to minority, women, and service-disabled veteran-owned businesses. We are committed to increasing the participation of Historically Underutilized Businesses (HUBs) in our procurement opportunities and to making a good-faith effort to meet or exceed HUB goals.

Mentor Protege Agreement:

Texas A&M AgriLife Extension Service is proud to foster a Mentor Protege Agreement between Commonwealth Trading Company, Inc. and Best Buy.

As an agency, we participated in 18 HUB outreach events this fiscal year, including:

- HUB Discussion Work Groups
- NAEP TOAL Regional Vendor Expo
- HMSDC Expo 2024
- Bexar County's 24th Annual SMWVBO Conference
- TAMU Meet and Greet: Bid Source Technology
- TFS & TEEX HUB Vendor Forum
- DMV's 11th Annual Marking for Success HUB Expo – Co-Sponsored Event
- TAMUS Monthly HUB Round Table

At Texas A&M AgriLife Extension Service, we purchase goods and services to deliver research-based educational programs and solutions across Texas. We are dedicated to improving the well-being of the land, people, and animals in our state. We recognize the importance of the HUB Program and actively seek out HUBs through our good-faith efforts and outreach events to fulfill these unique procurement needs.

Donna Alexander

Donna Alexander
Assistant Director, Agency CFO

Chris Chamberlain

Chris Chamberlain
Director, Procurement Services & HUB

Nick Galetka

Nick Galetka
HUB Coordinator

556 – Fiscal 2025 Semi-Annual HUB Report Supplemental Letter

Texas A&M AgriLife Research is dedicated to providing full and equal opportunities to minority, women, and service-disabled veteran-owned businesses. We are committed to increasing the participation of Historically Underutilized Businesses (HUBs) in our procurement opportunities and to making a good-faith effort to meet or exceed HUB goals.

Mentor Protege Agreement:

Texas A&M AgriLife Research is proud to foster a Mentor Protege Agreement between Commonwealth Trading Company Inc., and Best Buy.

As an agency, we have participated in 18 HUB outreach events this fiscal year, including:

- HUB Discussion Work Groups
- NAEP TOAL Regional Vendor Expo
- HMSDC Expo 2024
- Bexar County's 24th Annual SMWVBO Conference
- TAMU Meet and Greet: Bid Source Technology
- TFS & TEEX HUB Vendor Forum
- DMV's 11th Annual Marking for Success HUB Expo – Co-Sponsored Event
- TAMUS Monthly HUB Round Table

At Texas A&M AgriLife Research, we purchase highly specialized equipment and services to create science-based solutions that improve the health, economy, and sustainability of Texas and beyond. We recognize the importance of the HUB Program and actively seek out HUBs through our good-faith efforts and outreach events to fulfill these unique procurement needs.

Debra Cummings

Debra Cummings
Assistant Director, Agency CFO

Chris Chamberlain

Chris Chamberlain
Director, Procurement Services & HUB

Nick Galetka

Nick Galetka
HUB Coordinator

557 – Fiscal 2025 Semi-Annual HUB Report Supplemental Letter

Texas A&M Medical Veterinary Diagnostic Laboratory is dedicated to providing full and equal opportunities to minority, women, and service-disabled veteran-owned businesses. We are committed to increasing the participation of Historically Underutilized Businesses (HUBs) in our procurement opportunities and to making a good-faith effort to meet or exceed HUB goals.

Mentor Protégé Agreement:

Texas A&M Veterinary Medical Diagnostic Laboratory is proud to foster a Mentor Protégé Agreement between Commonwealth Trading Company, Inc. and Best Buy.

As an agency, we have participated in 18 HUB outreach events this fiscal year, including:

- HUB Discussion Work Groups
- NAEP TOAL Regional Vendor Expo
- HMSDC Expo 2024
- Bexar County's 24th Annual SMWVBO Conference
- TAMU Meet and Greet: Bid Source Technology
- TFS & TEEX HUB Vendor Forum
- DMV's 11th Annual Marking for Success HUB Expo – Co-Sponsored Event
- TAMUS Monthly HUB Round Table

At Texas A&M Veterinary Medical Diagnostic Laboratory, we purchase highly specialized veterinary equipment and services to promote animal health and protect agricultural, companion animal and public health in Texas and beyond. We recognize the importance of the HUB Program and seek out HUBs through our good-faith efforts and outreach events to fulfill these unique procurement needs.

Matthew Durham
Matthew Durham
Assistant Director, Agency CFO

Chris Chamberlain
Chris Chamberlain
Director, Procurement Services & HUB

Nick Galetka
Nick Galetka
HUB Coordinator



P.O. Box 13231, 1700 N. Congress Ave.
Austin, TX 78711-3231, www.twdb.texas.gov
Phone (512) 463-7847, Fax (512) 475-2053

580 – Fiscal Year 2025 Semi-Annual HUB Report Supplemental Letter

The Texas Water Development Board (TWDB) is dedicated to supporting the Historically Underutilized Business (HUB) program by actively seeking HUB participation in all procurement opportunities. As a result of our good faith efforts in soliciting HUBs, the TWDB sought out HUB vendor participation as required in various procurement categories. The TWDB continues to seek opportunities to increase HUB participation, such as:

- Participate in economic opportunity forums and business networking sessions.
- Emphasize and increase outreach and marketing efforts to educate current HUB vendors on specific Board procurement opportunities.
- Assist interested HUB vendors with the state's HUB certification process and with the processes of other recognized certification programs.
- Attend pre-bid meetings to ensure that potential responders understand and comply with applicable HUB subcontracting plan requirements.
- Post to the agency's website information and guidance related to the HUB program.
- Educate agency staff via training on the HUB program and goals/reporting requirements.
- Increase focus on interdepartmental collaboration and coordination with other areas of the agency.
- Improve upon HUB participation in TWDB procurements through expanded outreach and coordination efforts of the Assistant HUB Coordinator and Vendor Outreach Specialist.

In addition, the TWDB reports non-treasury HUB data via the State Water Implementation Fund for Texas (SWIFT) Program's Historically Underutilized Business Annual Report. This information is reported to the SWIFT Advisory Committee, according to Texas Water Code §15.438 (n). In fiscal year 2024, the SWIFT Program HUB expenditures amounted to approximately \$35 million. More information on the SWIFT Program and the TWDB non-treasury numbers is available at

<http://www.twdb.texas.gov/financial/programs/SWIFT>.

The TWDB fully supports and is committed to increasing the potential for HUB participation in all TWDB expenditures. We will continue current efforts that have proven successful and explore new opportunities wherever possible. Please feel free to contact me at (512) 936-6090 or Cameron.Turner@twdb.texas.gov for additional information or clarification.

Lauren Grooms-Meyers

Lauren Grooms-Meyers for Cameron Turner (Procurement Director)
Purchasing Manager

Our Mission

Leading the state's efforts
in ensuring a secure
water future for Texas

Board Members

L'Oreal Stepney, P.E., Chairwoman | Tonya R. Miller, Board Member
Bryan McMath, Executive Administrator

Brooke T. Paup, *Chairwoman*
Bobby Janecka, *Commissioner*
Catarina R. Gonzales, *Commissioner*
Kelly Keel, *Executive Director*



TEXAS COMMISSION ON ENVIRONMENTAL QUALITY

Protecting Texas by Reducing and Preventing Pollution

4/15/2025

Supplemental Summary for Fiscal Year 2025 Semi-Annual HUB Report for Agency 582

The Texas Commission on Environmental Quality (TCEQ) is dedicated to supporting the goals and intent of the Historically Underutilized Business (HUB) program. Accomplishments during FY25:

- Participated in 24 Economic Opportunity Forums, including One-on-One Vendor Meetings at which HUBs received information on how to do business with TCEQ.
- Maintained sponsorship of two Mentor-Protégé agreements.
- Provided information to HUBs on state procurement requirements and how to do business with TCEQ through one-on-one meetings, email, and by phone.
- Held workshops for HUB vendors on the HUB program and on state and agency procurement requirements.
- Presented HUB-related information at all pre-solicitation conferences, covering areas such as HUB subcontracting plan compliance, the selection of HUBs, the procedure for searching the Central Master Bidders List, and the Mentor-Protégé program.
- Assisted in development of solicitations that emphasized regional service areas, as opposed to the solicitation of service contracts on a statewide basis.
- Ensured specifications did not include unnecessary requirements that would impede HUB participation by, for example, reviewing bond and insurance requirements.
- Provided information regarding TCEQ procurement opportunities, HUB certification and state purchasing requirements to the Texas Association of African American Chambers of Commerce and the Texas Association of Mexican American Chambers of Commerce.
- Participated on CPA Statewide Procurement Division (SPD) HUB trainings.
- Invited the Texas Association of Mexican American Chambers of Commerce (TAMACC) and the Texas Association of African American Chambers of Commerce (TAACC) to TCEQ pre-proposal conferences via webinars in accordance with the previous Memorandum of Cooperation (MOC) agreement.
- Participated in statewide HUB Discussion Workgroup legislative subcommittee and outreach subcommittee meetings.
- Identified a total of \$2,029,527 payments to governmental entities (i.e., federal agencies, municipalities, etc.). Factoring out these expenditures the actual HUB performance will be higher.
- TCEQ continues its efforts to maximize HUB participation in the Professional Services category, recognizing constraints due to the specialized nature of the agency's engineering contracts and limited vendor availability.

Should you have any questions, please contact TCEQ HUB Coordinator Claribel Diaz via email at claribel.diaz@tceq.texas.gov.

Sincerely,

A handwritten signature in cursive script that reads "Yolanda Davis/LE".

Yolanda Davis, CPP
Deputy Director
Financial Administration Division



TEXAS JUVENILE JUSTICE DEPARTMENT

644 – Fiscal Year 2025 Semi-Annual HUB Report Supplemental Letter

The Texas Juvenile Justice Department (TJJD) recognizes the importance of the Historically Underutilized Business (HUB) Program. TJJD is committed to providing the maximum opportunity to Historically Underutilized Business through a good faith effort of effectively promoting economic opportunities to HUB businesses. TJJD is pleased to report the following activities that demonstrate our good faith effort for the period September 1, 2024 – February 28, 2025.

- Active member of the *HUB Discussion Workgroup* and *SACC/Purchasing Subcommittee*, actively participating in the ongoing monthly meetings, gaining knowledge of HUB rules, following pending legislative changes, participating in HUB events, and dissemination HUB information designed to increase HUB opportunity and participation.
- Participated in the Houston Minority Supplier Development Council Spot Bid fair on October 30-31, 2024. TJJD brought 14 bid opportunities to the HUB fair and awarded approximately \$120K to HUB vendors, accounting for half of the dollars spent with HUBs during the event.
- Attended the Texas CPA HUB Expo November 15, 2024 to engage with HUB panel discussions, learn more about vendor resources, and participate in business matchmaking sessions.
- The Agency prepares and distributes information on procurement procedures to HUBs in a manner that encourages participation in state contracts by all businesses, such as presenting about the HUB subcontracting plans during pre-proposal conferences.
- Meets with and provides direct, hands on, guidance to interested HUBs seeking information regarding opportunities with TJJD. For HUBs wanting additional assistance, we provide one-on-one information sessions related to participation in other statewide opportunities for HUB businesses.

The Texas Juvenile Justice Department supports the State of Texas HUB Program and will continue to be proactive in increasing HUB participation through good faith efforts. Should questions arise relating to this information, please contact Kellie Love, HUB Program Coordinator, at 254-218-2065 or email kellie.love@tjjd.texas.gov.

Kellie W Love

Kellie Love
Director of Business Operations & HUB Program Coordinator
3/7/2025

711/709/718 - Fiscal 2025 Semi-Annual HUB Report Supplemental Letter

Texas A&M University (711), Texas A&M University Health Science Center (709), and Texas A&M University at Galveston (718) continue their commitment to good faith efforts by supporting to the greatest extent possible HUB participation in university procurement opportunities.

During this period, Texas A&M University HUB Program hosted, sponsored, and and/or participated in multiple outreach events including Texas A&M HUB Construction Expo (Hosted); Texas A&M at Galveston HUB Expo (Hosted); Greater Houston Business Procurement Forum; DMV HUB Expo; Texas HUB + DBE Expo; SWMBO Bexar County HUB Expo; HDWG Monthly Meetings; TAMUS Monthly HUB Roundtable; Individualized Forums (2) – Bid Source Technology, 1Stop HUB; and B/CS Chamber of Commerce Community Impact Awards (Sponsor).

The following bid data is reported for the period of 9/1/2024 – 2/28/2025.

For Texas A&M University the Total Bids Sent to HUBs was 1692. The Total Responses by HUBs was 138, resulting in a Percentage Rate of Responses of 8.2%. The Total Bids Sent was 3332, resulting in a Percentage of Bids Sent to HUBs of 50.8%.

For Texas A&M University Health Science Center the Total Bids Sent to HUBs was 38. The Total Responses by HUBs was 11, resulting in a Percentage Rate of Responses of 28.9%. The Total Bids Sent was 269, resulting in a Percentage of Bids Sent to HUBs of 14.1%.

For Texas A&M University at Galveston the Total Bids Sent to HUBs was 3. The Total Responses by HUBs was 0, resulting in a Percentage Rate of Responses of 0%. The Total Bids Sent was 23, resulting in a Percentage of Bids Sent to HUBs of 13.0%.

Texas A&M University, Texas A&M University Health Science Center, and Texas A&M University at Galveston remain steadfastly committed to the Texas HUB Program and broadening avenues for HUB vendors. This commitment underscores its belief in fostering diversity and inclusion within the procurement process, ensuring equitable access to opportunities and fostering a vibrant ecosystem of suppliers.

A handwritten signature in black ink that reads "Robby Bounds".

Robby Bounds, Executive Director

711/709/718 - Fiscal 2025 Semi-Annual HUB Report Supplemental Letter

Texas A&M University (711), Texas A&M University Health Science Center (709), and Texas A&M University at Galveston (718) continue their commitment to good faith efforts by supporting to the greatest extent possible HUB participation in university procurement opportunities.

During this period, Texas A&M University HUB Program hosted, sponsored, and and/or participated in multiple outreach events including Texas A&M HUB Construction Expo (Hosted); Texas A&M at Galveston HUB Expo (Hosted); Greater Houston Business Procurement Forum; DMV HUB Expo; Texas HUB + DBE Expo; SWMBO Bexar County HUB Expo; HDWG Monthly Meetings; TAMUS Monthly HUB Roundtable; Individualized Forums (2) – Bid Source Technology, 1Stop HUB; and B/CS Chamber of Commerce Community Impact Awards (Sponsor).

The following bid data is reported for the period of 9/1/2024 – 2/28/2025.

For Texas A&M University the Total Bids Sent to HUBs was 1692. The Total Responses by HUBs was 138, resulting in a Percentage Rate of Responses of 8.2%. The Total Bids Sent was 3332, resulting in a Percentage of Bids Sent to HUBs of 50.8%.

For Texas A&M University Health Science Center the Total Bids Sent to HUBs was 38. The Total Responses by HUBs was 11, resulting in a Percentage Rate of Responses of 28.9%. The Total Bids Sent was 269, resulting in a Percentage of Bids Sent to HUBs of 14.1%.

For Texas A&M University at Galveston the Total Bids Sent to HUBs was 3. The Total Responses by HUBs was 0, resulting in a Percentage Rate of Responses of 0%. The Total Bids Sent was 23, resulting in a Percentage of Bids Sent to HUBs of 13.0%.

Texas A&M University, Texas A&M University Health Science Center, and Texas A&M University at Galveston remain steadfastly committed to the Texas HUB Program and broadening avenues for HUB vendors. This commitment underscores its belief in fostering diversity and inclusion within the procurement process, ensuring equitable access to opportunities and fostering a vibrant ecosystem of suppliers.

A handwritten signature in black ink that reads "Robby Bounds".

Robby Bounds, Executive Director

Agency 712 Supplemental Summary for FY 2025 Semi-Annual HUB Report


The Texas A&M Engineering Experiment Station (TEES) is the engineering service agency of the State of Texas. We partner with industries, communities, and academic institutions to solve problems to help improve the quality of life, promote economic development and enhance the educational systems of Texas. TEES is also committed to the broad utilization of Historically Underutilized Businesses (HUBs) in its procurement process.

TEES has been able to participate in six Economic Opportunity Forums including the “Doing Business Texas Style” Spot Bid Fair. Additional HUB promotion endeavors include participation in the quarterly meetings of the Texas Universities HUB Coordinators Alliance, the HUB Discussion Workgroup, and a monthly Texas A&M University System HUB Roundtable. TEES is also sponsoring a Mentor Protégé Agreement with other Texas A&M University System Members. We also continue to provide training to the researchers and staff in an effort to increase their awareness of and utilization of HUBs in the procurement of all goods and services. In addition to internal efforts to increase HUB utilization, we also work closely with HUB vendors to ensure that they are able to complete HUB subcontracting plans and submit bids electronically.

TEES is continuing two major initiatives that have proven successful over the last year. The first is reviewing all Amazon purchases for office, information technology, and book related items prior to placing orders. This process has diverted numerous Amazon orders to HUB vendors. The second is assigning commodity codes to all requisitions to give procurement staff the opportunity to align orders with available HUB vendors.

While we continue to actively research and pursue potential HUB vendors, TEES has few opportunities for Heavy Construction, Building Construction, Special Trade, and Professional Service contracts. As a research entity, TEES also experiences some unavailability in the areas of research/industrial laboratory equipment and supplies, as is evident by an average HUB response rate to bid requests of only 0.5%.

If you need additional information, please contact Ms. Mary Williams, Procurement Director and HUB Coordinator for TEES at (979) 458-8990 or e-mail at me-williams@tamu.edu.



Robert H. Bishop, Ph.D.
Vice Chancellor for Engineering
Dean of Engineering, Texas A&M University
Director of the Texas A&M Engineering Experiment Station



713 - FY 2025 SEMI-ANNUAL HUB REPORT SUPPLEMENTAL LETTER

Tarleton State University remains committed to encourage a Good Faith Effort that will support and develop opportunities to all Historically Underutilized Businesses in the state of Texas. TSU offers the following information to supplement the FY25 Semi-Annual HUB report to verify our Good Faith to identify / notify of opportunities and award contracts to Historically Underutilized Businesses.

- Bexar County Business Conference
- HDWG Member
- Texas A&M HUB Group

Ongoing Activities:

- Outreach and education are provided in conjunction with the University's Human Resources New Employee Orientation. This acquaints new hires with the HUB program and the importance of the program.
- Join forces with other state agencies through Texas Universities HUB Coordinators Alliance (TUCHA) which stimulates growth within the HUB Program and enables discussion on best practice.
- Monthly HUB roundtable discussions with A&M System.
- Tarleton State University posts all bids over \$25,000 on the ESBD.
- Provide review of HSP plans at outsourced contractor's bid openings of awarded contracts and are instructed on the University's HUB goals, utilization and reporting procedures associated with submitting HUB Subcontracting Plans.
- Procurement system simplifies purchasing with HUB vendors by way of punch-out Supplier catalogs on existing contracts.
- Regular on-campus training sessions are held to communicate the importance of the HUB Program, emphasizing its value and objectives to staff and faculty
- Through continuous self-assessment, Tarleton strives to identify and address any areas for improvement, demonstrating its commitment to inclusivity and effective HUB engagement


Dr. Lee Banda
Assistant Vice President for Financial Operations & Assistant CFO
HUB Coordinator

716 – Fiscal 2025 Semi-Annual HUB Report Supplemental Letter

The Texas A&M Engineering Extension Service (TEEX) is an internationally recognized leader in the delivery of emergency response, homeland security and workforce training, exercises, technical assistance, and economic development. TEEX offers on-site customized training and services to businesses and industries, municipalities and public agencies across the globe. TEEX is committed to making a good faith effort to provide equal access and opportunity to Historically Underutilized Businesses (HUBs) in all procurement opportunities. As a training agency, there are many occasions where the agency must expend funds for unique and proprietary equipment for which there are no HUB sources. The agency director and executive staff are provided with monthly agency HUB activity reports. The agency conducts HUB committee meetings which provide input, leadership and oversight for the HUB program. Below are examples of outreach efforts made throughout the year in support of the Statewide HUB program:

- Encouraged, notified and assisted non-certified HUBS to become certified by the State of Texas
- Assisted vendors in completing the HUB subcontracting plan by phone or email
- Membership in the Texas University HUB Coordinators Alliance/Gulf Coast chapter (TUHCA) and attended meetings
- Participation in the Texas A&M University Systems monthly HUB roundtable meetings
- Hosted, attended, participated and exhibited at the following:
 - Attended WorkQuest 36th Annual Products & Services Expo, September 2024
 - Participated at the Houston Minority Supplier Development Council (HMSDC) Spot Bid Fair & Expo in October 2024
 - Participated at TDLR's 2nd Annual Breaking Boundaries Expo, October 2024
 - Participated in the Texas CPA Expo, November 2024
 - Participated at the Bexar County Business Conference and Expo, December 2024
 - Hosted with Texas A&M Forest Service a Meet the Vendor forum-1StopHUB, February 2025

These activities demonstrate TEEX's good faith effort to support the State of Texas HUB program. For additional information, please email ashley.chavez@teex.tamu.edu.



Tracy Foster

Deputy Agency Director/CFO



Ashley Chavez

HUB Program Manager

711/709/718 - Fiscal 2025 Semi-Annual HUB Report Supplemental Letter

Texas A&M University (711), Texas A&M University Health Science Center (709), and Texas A&M University at Galveston (718) continue their commitment to good faith efforts by supporting to the greatest extent possible HUB participation in university procurement opportunities.

During this period, Texas A&M University HUB Program hosted, sponsored, and and/or participated in multiple outreach events including Texas A&M HUB Construction Expo (Hosted); Texas A&M at Galveston HUB Expo (Hosted); Greater Houston Business Procurement Forum; DMV HUB Expo; Texas HUB + DBE Expo; SWMBO Bexar County HUB Expo; HDWG Monthly Meetings; TAMUS Monthly HUB Roundtable; Individualized Forums (2) – Bid Source Technology, 1Stop HUB; and B/CS Chamber of Commerce Community Impact Awards (Sponsor).

The following bid data is reported for the period of 9/1/2024 – 2/28/2025.

For Texas A&M University the Total Bids Sent to HUBs was 1692. The Total Responses by HUBs was 138, resulting in a Percentage Rate of Responses of 8.2%. The Total Bids Sent was 3332, resulting in a Percentage of Bids Sent to HUBs of 50.8%.

For Texas A&M University Health Science Center the Total Bids Sent to HUBs was 38. The Total Responses by HUBs was 11, resulting in a Percentage Rate of Responses of 28.9%. The Total Bids Sent was 269, resulting in a Percentage of Bids Sent to HUBs of 14.1%.

For Texas A&M University at Galveston the Total Bids Sent to HUBs was 3. The Total Responses by HUBs was 0, resulting in a Percentage Rate of Responses of 0%. The Total Bids Sent was 23, resulting in a Percentage of Bids Sent to HUBs of 13.0%.

Texas A&M University, Texas A&M University Health Science Center, and Texas A&M University at Galveston remain steadfastly committed to the Texas HUB Program and broadening avenues for HUB vendors. This commitment underscores its belief in fostering diversity and inclusion within the procurement process, ensuring equitable access to opportunities and fostering a vibrant ecosystem of suppliers.

A handwritten signature in black ink that reads "Robby Bounds".

Robby Bounds, Executive Director



720 FY2025 Semi-Annual HUB Report Supplemental Letter

It is the policy of The University of Texas System Administration to promote and encourage contracting and subcontracting opportunities for Historically Underutilized Businesses (HUBs) in all contracts. Measurements of supply marketplace variables, including demand for goods and services for which no HUB suppliers are available, and payments to non-certified HUB firms are important considerations in evaluating HUB program performance. Approximately 4.59 percent of total expenditures was spent with uncertified minority business enterprises based in Texas, all in building construction. If we included expenditures of noncertified MBEs, our HUB percentage in building construction would rise from 16.47% to 21.06%. In other services, we had very large expenditures on insurance premiums and software where traditionally there is limited HUB availability for the scale of projects or in the very specialized categories of services UT System purchases.

Good faith efforts include but are not limited to:


- Sponsored HUB outreach events for Austin construction contractors on upcoming major capital projects
- Made presentation on UT System HUB Program at Travis County HUB training
- Made presentation on the UT System contracting opportunities and moderated panel at Texas Association of African American Chambers of Commerce Annual Conference
- Provided HUB program updates to president of Texas Association of Mexican American Chambers of Commerce
- Provided overview of HUB Program to president of Greater Austin Asian Chamber of Commerce
- Participation in HUB organizations outreach events in regions across the state and HUB one-on-ones
 - Participated in 4 HUB outreach events sponsored by HUB organizations in cities across the state including Austin, Houston, and Dallas
 - Staff had 109 one-on-one meetings with HUB firms virtually, on the phone, and in person
- Focus on Mentor Protégé Program
 - Currently there are 3 active partnerships – 2 construction and 1 professional services

The University of Texas System Administration, in partnership with the institutions within The University of Texas System, is committed to maximizing HUB participation by fostering collaborative efforts and innovative approaches ensuring HUB inclusion in local communities throughout the state in an effort to facilitate economic development.

The University of Texas System Administration submits this supplemental letter to provide additional information and background related to its HUB program. Please address inquiries to the HUB Office, 512-499-4377 or e-mail to hhay@utsystem.edu.

Hopeton Hay

Hopeton B. Hay, Executive Director
HUB Office



OFFICE OF THE ASSISTANT VICE PRESIDENT AND CHIEF PROCUREMENT OFFICER
PROCUREMENT AND PAYMENT SERVICE

UT Administration Building • 1616 Guadalupe Street, Suite 3.302 • Austin, Texas 78701

Supplemental Summary for FY 2025 Semi-Annual Report Agency 721

This supplement to The University of Texas at Austin's Semi-Annual Historically Underutilized Business Report for Fiscal Year 2025 has been prepared to provide a broader and more comprehensive representation of The University of Texas at Austin's efforts in its attempt to reach the Good Faith Effort Goals set by the State Legislature.

In accordance with the *Texas Government Code*, Sections 2161.181-182 and §20.284 of the *Texas Administrative Code* (TAC), state agencies shall make a good faith effort to utilize State of Texas certified Historically Underutilized Businesses (HUBs) in contracts for construction, services, including professional and consulting services, special trade, and commodities.

Semi-Annual Year 2025 (FY25) has seen headway in strategic efforts to develop new sourcing opportunities and move from a purely competitive supplier network to one that includes strategic business alliances, while safeguarding for the highest level of qualified diverse supplier performance, as a direct result of continued efforts in supplier outreach and focused training provided directly to certified HUB suppliers.

Results of FY25 good faith efforts include:

- \$12.4M in payments to HUB suppliers, through contracts that include subcontracting awards.
- \$46.1M in direct awards to HUB suppliers, accounting for 78.7% of the overall total HUB supplier spend in semi-annual FY25.
- \$15.8M in payments to Graduated HUB suppliers (graduated in FY23-24)
- 244 HUB suppliers contracted with during semi-annual FY25
- Reached out to 6,685 HUB suppliers across 29 projects and outreach events, with 3,757 (approximate 60.11% of HUB suppliers) viewing solicitations.
- Host Monthly HUB Subcontracting Plan (HSP) and HUB Compliance Reporting System (B2G) recurring training events.
- Provided 37 Vendor Introductory Meetings in semi-annual FY 2025 for HUB certified and Non-HUB suppliers.
- Recent procurement strategy in FY24 resulted in new awards that will contribute an estimated \$18.7 million in HUB spend over the next five years within the construction and facilities services category.
- Excluding "non-availability" payments made where HUB firms were not available during semi-annual FY25, the adjusted total payments made by UT Austin to HUB firms would equal 14.58% of overall university spend.

Signed by:

Rogelio E. Anasagasti

764CA1DBDA574AF...

Rogelio E. Anasagasti
Assistant Vice President
Procurement and Payment Services
HUB Coordinator

2025-04-17 | 09:21:51 CDT

Date



Agency 723 FY 2025 Semi-Annual Supplemental Letter

The University of Texas Medical Branch

It is the policy of The University of Texas Medical Branch to promote and encourage contracting and subcontracting opportunities for all businesses per the policy Texas Administrative Code 20.281. UTMB is committed to provide contracting and procurement opportunities to HUBs and creating fair and equitable bidding opportunities for HUB firms.

Measurements of supply chain marketplace variables, including demand for goods and services for which no HUB suppliers are available and payments to non-certified HUB firms are important in evaluation the HUB Program performance.

UTMB is a hospital providing multi-categorical health care services which must continue to contract for goods and services in specific categories for which there are no HUB sources. In addition, UTMB is a managed-care provider for the Texas Department of Criminal Justice (TDCJ) and must acquire medical services and products for which there is a limited HUB supply source. The following is a list of good and services that make it difficult to achieve higher HUB good faith effort goals:

PHARM \$81,871,142.51

Med Serv \$13,603,502.40

BLOOD \$2,312,191.00

TISSUE \$1,120,782.93

\$98,907,618.84

For this reporting period (9.1.2024 to February 28, 2025) Good faith efforts include but not limited to:

- Participation in 8 outreach events from September 2020 to February 2025
- Facilitated two formal Mentor-Protégé Agreements: Fisher Scientific/Possible Missions and Medline/Possible Missions.
- Conducted internal HUB Training for UTMB purchasers
- Conducted external workshops on How to complete a compliant State of Texas HUB Subcontracting Plan
- Facilitate meetings for the Texas Universities HUB Coordinator Alliance; goal is to invite State of Texas HUB certified firms to present their technical capabilities to the 23-member agency
- Spearheaded a project to assist accounts payable with ensuring UTMB HUB suppliers are paid for invoices showing matched exceptions meaning HUB firms are paid in a timelier manner after issues are resolved.
- Participated in the Vizient Healthcare Group Purchasing Organization small business/supplier diversity summit to identify small businesses that can participate in upcoming UTMB's bid opportunities.

Respectfully submitted,

Karen L. Gross

Karen L. Gross, CPPB, CTCD, C.P.M.,
HUB Coordinator

Norma Dryer

Norma Dryer, MS, C.P.M.,
Director of Purchasing



Texas A&M Transportation Institute
3135 TAMU
College Station, TX 77843-3135
979-317-2000
<http://tti.tamu.edu>

Agency 727 — Fiscal Year 2025 Semi-annual HUB Report Supplemental Letter

The Texas A&M Transportation Institute (TTI) continues its commitment to the State of Texas Historically Underutilized Business (HUB) Program. TTI's goal is to provide procurement and contracting opportunities for qualified businesses through a competitive procurement process. TTI continues efforts to diversify its vendor base. Additionally, the agency continues to partner with other Texas A&M University System members to maximize HUB participation through collaborative efforts.

A research agency within the A&M System, TTI's mission is to solve transportation problems through research, to transfer technology, and to develop diverse human resources to meet the transportation challenges of tomorrow. As a research agency, TTI must sometimes expend funds for unique proprietary equipment and commodities for which there are no HUB sources. These types of expenditures may significantly reduce TTI's HUB participation percentage.

TTI's good-faith efforts to increase the HUB participation level and the diversification of vendors include the following in-reach and outreach initiatives:

- Continuous promotion of the HUB Program and assistance in identifying and using HUB vendors for spot purchases through a proactive approach to HUB vendor visits and certification assistance to vendors.
- Sponsorship of mentor/protégé agreements.
- Review of Amazon purchases by the agency Procurement Office before orders are placed. This process requirement has routed several Amazon orders to available HUB vendors.
- Creation and delivery of monthly reports for each agency division showing that division's top 20 non-HUB vendors by total expenditures. This report is then used to try to identify HUB vendors for the division's needs.
- Implementation of a process to research heavily used vendors to verify continued HUB status.
- Participation and training within the A&M System HUB coordinator meetings, HUB Discussion Workgroup Meetings, and the Texas Universities HUB Coordinators Alliance meetings.
- Participation in Texas State Comptroller's Office meetings and/or trainings.
- Participation in various specialized vendor and economic opportunity forums, including but not limited to participation in:
 - The 2024 TOAL Conference Vendor Expo
 - The TDLR Breaking Boundaries HUB Expo
 - Bid Source Technology Vendor Forum at TAMU
 - 1StopHUB Meet the Vendor Forum
 - The upcoming Doing Business Texas Style Spot Bid Fair.

Questions regarding the TTI HUB Program should be directed to Nancy Rowland, TTI HUB coordinator, at (979) 317-2678 or by email at n-rowland@tti.tamu.edu.

Nancy Rowland
HUB Coordinator, Texas A&M Transportation Institute

cc: Gregory D. Winfree, Agency Director
Rodney Horrell, Assistant Agency Director and CFO



731 – Fiscal Year 2025 Semi-Annual HUB Supplemental Letter

Texas Woman's University has prepared this supplemental letter to give a more comprehensive view of the good faith effort provided to support HUBs during this reporting period. TWU is committed to increasing HUB utilization, outreach and education opportunities in support of the statewide HUB Program and its goals.

Below are examples of outreach efforts made during this reporting period in support of the HUB Program.

- Identified, promoted and recruited HUBs for use throughout Texas Woman's University by hosting and attending forums, fairs and events:
 - Participated in the HMSDC Spot Bid Fair and Expo, Oct 2024
 - Attended the UNT System HUB Vendor Fair, Oct 2024
 - Participated in the Texas CPA HUB Expo, Nov 2024
 - Attended the UNT HUB Vendor Fair, Nov 2024
 - Hosted the TWU HUB Fair, Jan 2025
 - Attended monthly HDWG meetings
 - Posted all bids greater than \$25,000 on ESBD to reach as many HUBs as possible
 - Provided reviews of HSPs for formal bid solicitations
 - Worked with Facilities Management and Construction vendors to ensure compliance on HSPs
 - Implemented training for all new TWU employees on the importance of HUB utilization

Sincerely,

A handwritten signature in black ink, appearing to read 'Chelle Jezek', written in a cursive style.

Chelle Jezek

Enter title: Interim Chief Procurement Officer/HUB Coordinator



Supplemental Summary Letter for FY2025 Semi-Annual HUB Report for Agency 735

Midwestern State University (MSU) is committed to increasing purchases and contract awards with Historically Underutilized Business (HUB) firms consistent with the State's goals for HUB participation and overall economic development. Purchasing will conduct its work in accordance with federal and state laws, and will perform socioeconomic programs mandated by the Texas Legislature. MSU continues to develop and expand its Historically Underutilized Business (HUB) Program to support small, minority, veteran and woman-owned businesses.

Progresses for this year are noted below:

- Attended the HMSDC Spot Bid Oct 9 & 10, 2024 (virtually).
- Participated in the monthly Texas Comptroller of Accounts – State of Texas HUB Development Work Group (HDWG) regular monthly meetings.
- Plan to attend the HUB Spot Bid Fair May 13, 2025 in Irving, TX.
- Plan to attend the Texas Tech University Small Business Expo, June 3, 2025 in Lubbock, TX.

Ongoing Activities:

- Create an environment to further enhance and promote the HUB program.
- Implemented ongoing training on the HUB program for faculty and staff with our training processes.
- Continue to use the centralized master bidders list (CMBL) to increase the bids solicited from HUB's.
- The HUB Search Assistance is added as an appendix to bids for guidance to vendors.
- Continue to utilize Cooperative and purchasing contracts with HUB awarded vendors.
- Continue to introduce new HUB vendors to MSU for additional procurement opportunities.
- Continue open door policy in which minority and woman-owned businesses can come by and ask for assistance in understanding the HUB Program. This includes HUB certification, ESBD state portal, and cooperative opportunities, along with "How to do Business" with MSU and the State of Texas.

MSU is located in the North Central Texas region of the State. The number of HUB vendors in the region is limited, with only 30 HUB vendors in Wichita County and the surrounding 11 counties. This makes it challenging to select a HUB vendor from a competitive standpoint. Most HUB vendors are located at least 120 miles from the University. Their pricing of bids makes it difficult to be competitive with local bidders given the distance and related travel costs. MSU remains committed to growing the subcontracting opportunities for HUB vendors by reviewing the HSP plans and expanding our HUB participation through outreach and vendor engagement to achieve the best value to the University.

In summary, Midwestern State University values and actively supports the HUB Program. It is committed to promoting and increasing HUB vendors wherever possible, and appreciates the state of Texas's efforts to support small, minority, veteran and woman-owned businesses.

Respectfully submitted,

Tracy Nichols
Director, Purchasing and Contract Management
Tracy.nichols@msutexas.edu or 940-397-4277



ANGELO STATE UNIVERSITY
HUB Program/ Logo Licensing

April 16, 2025

Supplemental Letter for Fiscal Year 2025 Semi-Annual HUB Report
Angelo State University – Agency Number 737

Angelo State University (“ASU”) is providing this letter to supplement the Semi-Annual Historically Underutilized Business (“HUB”) Report. This letter serves to summarize ASU’s efforts to increase procurement opportunities for HUB vendors and support outreach efforts to businesses potentially qualified for HUB certification. Even though ASU’s distant location in West Texas is a challenge to doing business with some HUB vendors, ASU supported the State HUB Program as outlined below:

- Participated in the State of Texas HUB Development Work Group (HDWG) meetings.
- Attended the 2024 NAACP Texas State Conference on October 10th in Corpus Christi.
- Participated in the 10/29/24 TDLR 2nd Annual Breaking Boundaries HUB Expo.
- Attended the 12/11/24 Bexar County Small, Minority, Women, and Veteran Business Conference.
- Contacted expiring and inactive HUBs to encourage them to renew their certifications.
- Introduced HUBs to internal departments and facilitated the onboarding process with ASU.
- Sponsored 3 mentor/protégé agreements during fiscal year 2025.

The decline in ASU’s overall HUB spend and utilization compared to our FY2024 semi-annual time-period is partly due to SHI Government Solutions, Inc. becoming ineligible for HUB status, and we did not find an alternate HUB vendor in time to procure FY2025 services. In FY2025, ASU is procuring travel from a HUB vendor, Groopie Texas, LLC, and some of our grant funds procured from HUB vendors, which both are not reflected in the FY2024 Semi-Annual HUB report since travel is not a reportable object code and grant funds are excluded from reporting.

ASU will continue supporting the State of TX HUB Program as we search for opportunities to include HUB vendors in our procurement process and expand our outreach efforts. If you have any questions, please contact me at (325) 486-6844 or jennifer.lennon@angelo.edu.

Regards,

Jennifer Lennon

Jennifer Lennon
HUB & Logo Licensing Coordinator



Supplemental Summary Letter for FY2025 Annual HUB Report for Agency 739

Texas Tech University Health Sciences Center (TTUHSC) is committed to making good faith efforts to support, promote, and include Historically Underutilized Businesses (HUBs) in the procurement process and acquisition of goods and services for the institution.

As a healthcare and research institution, TTUHSC faces unique challenges in identifying qualified HUB vendors capable of fulfilling contracts for professional medical services and providing the specialized and major medical and laboratory equipment required by our clinical and pharmacy operations.

To meet these challenges, the TTUHSC HUB Office actively works to increase HUB engagement through a variety of initiatives. These include internal departmental training, vendor and purchasing training, mandatory HUB outreach and inclusion in all solicitations, and participation in outreach activities across the state. The HUB Office also maintains online outreach efforts, including attending HUB Discussion Work Group (HDWG) trainings and participating in virtual Summus/Staples Business Reviews.

FY 2025 Outreach Efforts Include:

- Staples Virtual Vendor Show
- El Paso, TX Inaugural HUB Vendor Expo
- TTU Business Expo
- HMSDC Expo

Creating HUB Awareness:

TTUHSC continues to support and collaborate with other state agencies and advocacy organizations, including the Texas Association of African American Chambers of Commerce (TAAACC) and the Texas Association of Mexican American Chambers of Commerce (TAMACC), through memorandums of cooperation. Our staff regularly attends HUB Discussion Work Group meetings, trainings, and teleconferences to stay informed and engaged.

HUB Vendor Assistance:

TTUHSC educates HUB vendors on how to respond effectively to solicitations and complete the required HUB Subcontracting Plan (HSP). We also distribute HUB vendor capability statements to internal departments to encourage increased HUB participation.

Additionally, the TTUHSC HUB Office sponsors Mentor-Protégé agreements with prime contractors to guide and support small business owners as they develop and grow in their ability to work with state agencies.

Supplemental Summary for Fiscal Year 2025 Semi-Annual HUB Report for Agency 745

UT Health San Antonio is committed to demonstrating Good Faith Efforts to assist Historically Underutilized Businesses in supplying the University with supplies, equipment, and services. As a healthcare and research institution, the University must contract for goods and services for which there are few or no HUB sources identified, such as major medical and research equipment, medical and laboratory products, blood products, and oncology pharmaceuticals. Provided below is a representative list of outreach activities that serve as our continued mission to support the HUB Program Good Faith Efforts.

- Conducted presentations, participated in agency panel discussions on “How to do Business with UT Health San Antonio,” and participated as an exhibitor in the following forums:
 - Meet the Buyers @ Maestro Entrepreneur Center
 - MEDWeek Annual Conference
 - SABOC Awards Luncheon @ MEDWeek
 - SBA 5th Annual Houston Virtual Business Matchmaker
 - SMWBE 2024 Bexar County Business Conference
 - UT Health San Antonio Fall 2024 (FY25) HUB Vendor Fair
 - Capability Briefings Session @ UTSA with Center for Government Contracting
 - UTSA Center for Government Contracting Vendor Networking Breakfast
 - UTSA 2025 HUB Vendor Fair
 - HUB Pop-Up Event featuring HUB Vendor
- Attended monthly member meetings and special programming with community and professional organizations:
 - NAWBO Monthly Meetings
 - MEDWeek Event Planning Committee & Consortium Meetings
 - San Antonio Business Opportunity Council (SABOC) Monthly Meetings
 - SMWBE 2023 Bexar County Business Conference Planning Meetings
 - UT System HUB Coordinator Training Advisory Group
 - UT Systemwide HUB Coordinators Meetings
 - HUB Discussion Workgroup (HDWG) & Trainings
 - UT System Supply Chain Alliance (SCA) – Power of Collaboration Conference
 - One on One meetings throughout the year with HUB vendors and potential HUB vendors for assistance with HSPs, HUB certification, PARs and how to do business with UTHSA.
 - Initiated attendance in monthly capital projects OAC meetings to provide HUB feedback on goal progress and assistance with subcontracting options as necessary.

Regards,

Eric R. Walls

Eric R. Walls

Senior Director of Supply Chain Management & HUB Coordinator



UNIVERSITY OF TEXAS RIO GRANDE VALLEY

Historically Underutilized Business Program Office

1201 West University • UNFS 1.104 • Edinburg, Texas 78539-2999 • Phone (956) 665-2161 • Fax (956) 665-7330

746 – Fiscal 2025 Semi-Annual HUB Report Supplemental Letter

The University of Texas Rio Grande Valley continues its commitment to the Historically Underutilized Business (HUB) Program. Our University maintains an ambitious outreach program in the Rio Grande Valley. We assume a leadership position among other state and local agencies in promoting HUB issues in our area and encourage non-certified minority and women owned businesses to become HUB certified. An element of this effort is to facilitate the application process as much as possible for businesses through working closely with the Texas Procurement and Support Services Office. The University coordinated and/or participated in the following outreach activities during FY 2025:

- October 20-23, 2024 – Cohosted the “2024 University of Texas System Supply Chain Alliance Power of Collaboration Conference” in conjunction with the University of Texas System Supply Chain Alliance at South Padre Island, TX
- December 10, 2024 - Virtually attended Systemwide HUB Coordinators Meeting
- January 28, 2025 – Presented at the Prairie View A&M Cooperative Extension Program “Bid Academy” in Brownsville, TX
- February 6, 2025 – Presented at the Prairie View A&M Cooperative Extension Program “Bid Academy” in Mission, TX
- HUB Coordinators current areas of engagement:
 1. Current President of the South Texas Universities HUB Coordinators Alliance.
 2. HUB Coordinator Mentor to the South Texas APEX Accelerator Program, formerly Procurement Technical Assistance Center.
- In addition to seminars and conferences attended and sponsored by our office, we have also met virtually with over twenty-five vendors on an individual basis to help with the HUB application and CMBL process.

We feel that these activities will help increase the number of HUB suppliers in our area. Although we make every effort to procure from HUBs, there are some goods and services for which there are no HUB suppliers available. As an institution of higher education with a medical school, we contract for highly specialized equipment, software and services (e.g., medical, engineering, scientific equipment) for which HUB supply sources do not exist.

Respectfully submitted,

Alex Valdez, CPM
Chief Procurement Officer/HUB Coordinator
Admin/HUB Coordinator
UTRGV Procurement Office
Email: alex.valdez@utrgv.edu

Marilu Reyes, CTCD
Asst Dir of Procurement & Travel
UTRGV Procurement Office
Email: marilu.reyes@utrgv.edu



Agency # 750 Supplemental Letter for FY 2025 Semi-Annual HUB Report


The University of Texas at Tyler (UT Tyler) is dedicated to fostering a supportive outreach and community awareness program aimed at promoting Historically Underutilized Business (HUB) procurement. This initiative includes: (1) educating departmental purchasers about the HUB program, (2) hosting regular HUB vendor presentations, and (3) organizing periodic Staff Coordinating Group meetings.

UT Tyler remains committed to making a good faith effort to enhance purchases and contract awards with HUB vendors. The university continues to focus on expanding opportunities for minority- and women-owned businesses by actively participating in forums and working to raise campus awareness and involvement in the HUB program.

In Progress:

- Register for Spot Bid fair – In person- Irving, Texas
- Monthly UT Tyler Procurement Forums
- Monthly UT Tyler Departmental Cross Collaboration Meeting (in progress set to start April 2025)

Respectfully,

DocuSigned by:
 3/2025
532B4332A1C44A3...

Dwain Morris

Chief Financial Officer

The University of Texas at Tyler

PURCHASING DEPARTMENT & HUB PROGRAM

3900 University Blvd. | Tyler, Texas 75799 | Phone 903.566.7153
www.uttyler.edu/offices/procurement-services/hub-program/

Email: HUB@UTTyler.edu



Sam Houston State University

A Member of The Texas State University System

OFFICE OF BUSINESS SERVICES

753 – Fiscal 2025 Semi-Annual HUB Report Supplemental Letter

Sam Houston State University (SHSU) continues in its “Good Faith Effort” to accelerate the University’s Historically Underutilized Business (HUB) participation. The University has developed and maintains several initiatives to promote HUB participation.

- *HUB Coordinator* – The University maintains a HUB Coordinator dedicated to assisting HUB vendors in marketing their products to our university and other area universities. The HUB Coordinator also works with university departments in refining the University’s good faith HUB participation efforts. Sets up Vendor Meet & Greets as needed for purchasers and departments.
- *Outreach* – The University is committed to purchasing goods and services from certified HUBs and participates in various events and outreach measures throughout the year which generate HUB awareness for the University’s departmental needs. The following is a sampling of these activities for the first half of fiscal year 2025.
- **Sept - February** - Attended the Greater Houston Business Procurement Forum (GHBPF) at The Ion with a guest Purchaser to represent SHSU and SRSU. This is a monthly breakfast forum that SHSU will attend per month.
- *Mentor/Protégé Program* – The University now sponsors the 3 following mentor/protégé relationships and continues to look at establishing new relationships.

1. WW Grainger and BullChase
2. Staples and Summus Industries
3. MSC and Industrial Solutions

Cindy Tate Guajardo
HUB Coordinator



STEPHEN F. AUSTIN STATE UNIVERSITY

Procurement and Business Services

P.O. Box 13030, SFA Station • Nacogdoches, Texas 75962-3030
Phone (936) 468-2206 • Fax (936) 468-4282

755 – FY25 Semi-Annual HUB Report Supplemental Letter

Stephen F. Austin State University (SFA) recognizes the State's goals of placing qualified percentages of total contracts with HUBs, and is committed to make a good faith effort to increase contract awards to HUB vendors. The following activities were undertaken to increase the number of contracts awarded to HUB's.

SFA is committed to expanding our HUB participation through outreach efforts as briefly summarized below. During the Semi-Annual HUB report period SFA attended the following Economic Opportunity Forums:

- Participated in the 2024 TOAL Annual Meeting & Exposition, Frisco, TX, September 29-October 2, 2024
- Participated in the University of Texas System Supply Chain Alliance "Power of Collaboration" Annual Conference, South Padre, TX, October 21-23, 2024
- 2024 HMDSC Expo, George R. Brown Convention Center, October 30-31, 2024
- Participated in UT Systemwide HUB Coordinators Meeting (virtually) December 10, 2024
- Participated in monthly HDWG teleconferences
- Participate in HDWG Outreach Committee, HDWG HUB Training Committee, HDWG Legislative Committee and HDWG Mentor-Protégé Program Committee

Forum HUB vendor information is shared with Procurement office, contractors and departments campus wide.

SFA is committed to promoting HUB outreach/inclusion in all solicitations and continued vendor support throughout the community and will continue to work towards increasing HUB utilization.

Questions regarding any information contained herein may be directed to the HUB Coordinator, Lacey Bradshaw, at 936-468-4412 or Lacey.Bradshaw@sfasu.edu.

Respectfully submitted,

Lacey Bradshaw
Contracting Specialist II and HUB Coordinator CTCD/CTCM



A Member of The Texas State University System

OFFICE OF BUSINESS SERVICES

756 – Fiscal 2025 Semi-Annual HUB Report Supplemental Letter

Sul Ross State University (SRSU) continues in its “Good Faith Effort” to accelerate the University’s Historically Underutilized Business (HUB) participation. The University has developed and maintained initiatives to promote HUB participation.

- *HUB Coordinator* – The University maintains a HUB Coordinator dedicated to assisting HUB vendors in marketing their products to our university and other area universities. The HUB Coordinator also works with university departments in refining the University’s good faith HUB participation efforts.
- *Outreach* – The University is committed to purchasing goods and services from certified HUBs and participates in various events and outreach measures throughout the year which generate HUB awareness for the University’s departmental needs. The following is a sampling of these activities for the first half of fiscal year 2024.

Sept -February

- Attended the Greater Houston Business Procurement Forum in Houston. They were excited to see SHSU and Sul Ross Universities together. The HUB Coordinator attends and makes takes a guest Purchaser.

Mentor/Protégé Program – Staples and Summus Industries
Grainger and Bullchase

Cynthia Tate Guajardo

Cynthia Tate Guajardo
HUB Coordinator



Office of Procurement, Contracts and HUB Program

757 – Fiscal 2025 Semi Annual HUB Report Supplemental Letter

West Texas A&M University remains diligently committed to uphold a Good Faith Effort that promotes and expands opportunities with certified Historically Underutilized Businesses in the state of Texas. It is the aim of the university to raise awareness throughout campus and the community on the HUB program through accomplishments, outreach and ongoing activities.

EOB's Attended:

- A&M System Wide Monthly HUB Roundtable Meeting
- HDWG-HUB Monthly Meetings
- A&M System HUB Meeting and Expo April 2025
- DFW Spot Bid Fair and HUB Expo, May 2025

Ongoing Activities:

- Assist HUB vendors with opportunities by posting all bids on ESBD as well as reaching out to local HUB vendors.
- Attend construction pre-bid meetings to promote the HUB program and offer HUB Coordinator as a resource to identify HUB vendors for the General Contractor.
- Training sessions for departments on campus to inform on the HUB program and promote the use of HUB vendors.
- Audit and review of current and previous HUB reports to identify opportunities to strengthen the HUB program and provide a comprehensive overview to executive leadership.
- Annual review of the state of the universities HUB program with executive leadership.
- Identify opportunities for HUB vendors
- Identify local vendors who may be HUB eligible and help with application

The HUB program will continue to be a priority at West Texas A&M University, seeking out new mentor protégé agreements and assisting vendors to certify as HUBs. The HUB Coordinator is accessible to all vendors who are seeking information on the HUB program.

West Texas A&M University will continue to promote the HUB program and actively seek out opportunities to grow and promote the program.

Sincerely,

Bryon McCafferty

Bryon McCafferty
Director of Procurement, Contracts and HUB Coordinator
West Texas A&M University
WT Box 61001, Canyon TX 79016
bmccafferty@wtamu.edu

UNT SYSTEM™

Agency 763 – UNT Health Science Center Fiscal 2025 Semi-Annual HUB Report Supplemental Letter

The University of North Texas System, Agency 769, manages the Historically Underutilized Business (HUB) Program for each of the entities under a shared services agreement. These agencies include: the University of North Texas (Agency 752); University of North Texas Health Science Center (Agency 763); University of North Texas at Dallas (Agency 773); and the UNT System Administration (Agency 769).

- Conducted face-to-face and/or virtual meetings with vendors to discuss HUB certification, Mentor/Protégé Programs, and upcoming opportunities
 - 17 introductory meetings with new HUB vendors
- Worked directly with vendors to complete HUB certification process and to assist with the renewal process
- Attended over a dozen events sponsored by local chambers of commerce and diversity advocacy groups including but not limited to:
 - Build Fort Worth 2024 Construct Expo
 - 2024 DFW MSDC Interactive Nexus - Glass Cactus
 - Powerful Women's Expo Grapevine
 - FWMBCC 25th Annual Golf Tournament
 - Luna Awards RHCA
 - 2024 NAMC DFW ANNUAL GOLDEN SHOVEL AWARDS
- Sponsored various events that included prospective HUB vendors and allowed for opportunities to match-make between Prime vendors and HUB vendors
 - Implementing a HUB search tool on the University website
- Attended over 20 numerous pre-solicitation meetings, evaluation committees, and selection interviews
- Managed Mentor-Protégé sponsorships by participating in quarterly meetings with Mentors and Protégés
- Utilized social media platform to promote opportunities: [UNTS HUB LinkedIn \(http://www.linkedin.com/in/unt-system-historically-underutilized-business-program-693335250\)](http://www.linkedin.com/in/unt-system-historically-underutilized-business-program-693335250)

Our inreach activities include creation of an on campus community forum to connect departments with HUBs that participate in our on campus activities.

If you have further questions regarding our Good Faith Efforts, please contact me.

Sincerely,

DocuSigned by:

Patrice Victor

4B868FBB1C4F4A6...

Patrice Victor, M.B.A. | Director & HUB Coordinator

UNTS Office of Procurement, Office of Contract Administration & Office of /HUB

University of North Texas System

p: 817.735.2627

e: Patrice.Victor@untsystem.edu



TEXAS TECH UNIVERSITY SYSTEM

Facilities Planning and Construction™

Re: 768-Fiscal 2025 Semi-Annual HUB Report Supplemental Letter

Texas Tech University System (768) presents this supplemental letter to the semi-annual Historically Underutilized Business (HUB) report. This letter serves to recognize the University's additional efforts to increase HUB participation in the University's purchases and contracts. Texas Tech University System is committed to expanding our HUB participation through outreach efforts as briefly summarized below:

- NV 5 and Atlas Consulting HUB Mentor Protégé Progress Report Update Meeting on 9/13/24.
- Attended the HDWG meeting on 9/26/24.
- Attended and participated in Humanities and Education Building's Façade Remediation CMAR Kickoff meeting on 10/9/24.
- Attended the HDWG meeting on 11/14/24.
- Reviewed HUB Reporting 101 presentation on 12/2/24.
- Attended the HDWG meeting on 12/10/24.
- Attended and participated in Davis College of Agriculture Sciences & Natural Resources DP RFQ Pre-Response Meeting 02/06/2025.
- Attended the HDWG meeting on 2/19/25.
- Engaged with and contributed to HDWG Mentor and Protégé Committee various dates February 2025.
- Continues to participate in State and local monthly meetings to discuss updates to purchasing, HUB, and contracting.

Sincerely,

A handwritten signature in black ink, appearing to read "Billy Breedlove", with a long horizontal flourish extending to the right.

Billy Breedlove

Vice Chancellor/TTUS HUB Coordinator

UNT SYSTEM™

Agency 769 – UNT System Administration Fiscal 2025 Semi-Annual HUB Report Supplemental Letter

The University of North Texas System, Agency 769, manages the Historically Underutilized Business (HUB) Program for each of the entities under a shared services agreement. These agencies include: the University of North Texas (Agency 752); University of North Texas Health Science Center (Agency 763); University of North Texas at Dallas (Agency 773); and the UNT System Administration (Agency 769).

- Conducted face-to-face and/or virtual meetings with vendors to discuss HUB certification, Mentor/Protégé Programs, and upcoming opportunities
 - 17 introductory meetings with new HUB vendors
- Worked directly with vendors to complete HUB certification process and to assist with the renewal process
- Attended over a dozen events sponsored by local chambers of commerce and diversity advocacy groups including but not limited to:
 - Build Fort Worth 2024 Construct Expo
 - 2024 DFW MSDC Interactive Nexus - Glass Cactus
 - Powerful Women's Expo Grapevine
 - FWMBCC 25th Annual Golf Tournament
 - Luna Awards RHCA
 - 2024 NAMC DFW ANNUAL GOLDEN SHOVEL AWARDS
- Sponsored various events that included prospective HUB vendors and allowed for opportunities to match-make between Prime vendors and HUB vendors
 - Implementing a HUB search tool on the University website
- Attended over 20 numerous pre-solicitation meetings, evaluation committees, and selection interviews
- Managed Mentor-Protégé sponsorships by participating in quarterly meetings with Mentors and Protégés
- Utilized social media platform to promote opportunities: [UNTS HUB LinkedIn \(http://www.linkedin.com/in/unt-system-historically-underutilized-business-program-693335250\)](http://www.linkedin.com/in/unt-system-historically-underutilized-business-program-693335250)

Our inreach activities include creation of an on campus community forum to connect departments with HUBs that participate in our on campus activities.

If you have further questions regarding our Good Faith Efforts, please contact me.

Sincerely,

DocuSigned by:

Patrice Victor

4B868FBB1C4F4A6...

Patrice Victor, M.B.A. | Director & HUB Coordinator

UNTS Office of Procurement, Office of Contract Administration & Office of /HUB

University of North Texas System

p: 817.735.2627

e: Patrice.Victor@untsystem.edu

UNT SYSTEM™

Agency 773 – UNT Dallas Fiscal 2025 Semi-Annual HUB Report Supplemental Letter

The University of North Texas System, Agency 769, manages the Historically Underutilized Business (HUB) Program for each of the entities under a shared services agreement. These agencies include: the University of North Texas (Agency 752); University of North Texas Health Science Center (Agency 763); University of North Texas at Dallas (Agency 773); and the UNT System Administration (Agency 769).

- Conducted face-to-face and/or virtual meetings with vendors to discuss HUB certification, Mentor/Protégé Programs, and upcoming opportunities
 - 17 introductory meetings with new HUB vendors
- Worked directly with vendors to complete HUB certification process and to assist with the renewal process
- Attended over a dozen events sponsored by local chambers of commerce and diversity advocacy groups including but not limited to:
 - Build Fort Worth 2024 Construct Expo
 - 2024 DFW MSDC Interactive Nexus - Glass Cactus
 - Powerful Women's Expo Grapevine
 - FWMBCC 25th Annual Golf Tournament
 - Luna Awards RHCA
 - 2024 NAMC DFW ANNUAL GOLDEN SHOVEL AWARDS
- Sponsored various events that included prospective HUB vendors and allowed for opportunities to match-make between Prime vendors and HUB vendors
 - Implementing a HUB search tool on the University website
- Attended over 20 numerous pre-solicitation meetings, evaluation committees, and selection interviews
- Managed Mentor-Protégé sponsorships by participating in quarterly meetings with Mentors and Protégés
- Utilized social media platform to promote opportunities: [UNTS HUB LinkedIn](https://www.linkedin.com/in/unt-system-historically-underutilized-business-program-693335250)
(<http://www.linkedin.com/in/unt-system-historically-underutilized-business-program-693335250>)

Our inreach activities include creation of an on campus community forum to connect departments with HUBs that participate in our on campus activities.

If you have further questions regarding our Good Faith Efforts, please contact me.

Sincerely,

DocuSigned by:

Patrice Victor

4B868FBB1C4F4A6...

Patrice Victor, M.B.A. | Director & HUB Coordinator

UNTS Office of Procurement, Office of Contract Administration & Office of /HUB

University of North Texas System

p: 817.735.2627

e: Patrice.Victor@untsystem.edu

Supplemental Letter Regarding Fiscal Year: 2025 Semi-Annual HUB Report

Agency 774: Texas Tech University Health Sciences Center at El Paso



Texas Tech University Health Sciences Center at El Paso is committed to making good faith efforts to support, promote and include Historically Underutilized Businesses (HUB) in the procurement process and acquisition of goods and services for the institution. Being a healthcare and research institution TTUHSC El Paso is challenged to find qualified HUB's that can fulfill professional medical services contracts, offer the specialized major medical and laboratory equipment required by the institution as well as finding HUB's that can provide the pharmaceuticals required by our clinical and pharmacy operations. To meet the challenge of finding and engaging qualified HUB's the TTUHSC El Paso-HUB Office provides internal departmental training, conducts vendor and purchaser training, requires HUB outreach/inclusion in all solicitations and participates in outreach activities across the State.

Outreach efforts during FY 2025 included the attendance and participation at the following events:

- Annual Houston Business Matchmaker. Houston, TX.
- HUB Discussion Working Groups (HDWG)
- Texas Tech Health El Paso HUB Vendor Expo. El Paso TX.
- Café y Pan Dulce (Monthly Networking Event) El Paso Hispanic Chamber of Commerce. El Paso, TX.

Respectfully,

A handwritten signature in black ink that reads "Patricia I. Myers".

Patricia I. Myers Managing Director | Purchasing Services

Fred Farias III, OD, MS, FAAO
CHAIR

Stacy A. Hock
VICE CHAIR

S. Javaid Anwar
SECRETARY OF THE BOARD

Luke Schwartz
STUDENT REPRESENTATIVE

Richard L. Clemmer
Juan J. Nevarez
Ashlie A. Thomas
Welcome Wilson, Jr.
Emma C. Wollschlager
Daniel O. Wong

Wynn Rosser, PhD
COMMISSIONER OF HIGHER
EDUCATION

781 - Fiscal 2025 Semi-Annual HUB Report Supplemental Letter

In accordance with 34 TAC § 20.284(e) and Texas Government Code Section 2161.066, The Texas Higher Education Coordinating Board (THECB) is submitting its supplemental letter to highlight required Fiscal Year (FY) 2025 Semi-Annual Historically Underutilized Businesses (HUB) outreach efforts.

THECB's compliance outreach efforts for Semi-Annual FY 25 included:

- Exhibitor: Texas Department of Licensing and Regulation, October 2024
- Exhibitor: Texas CPA HUB Expo, November 2024
- Co-Host: Texas Department of Motor Vehicles Annual Marketing for Success HUB Fair, April 2025

THECBs outreach and other activities, as required by TGC § 2161:

- Reviewed HUB Subcontracting opportunities with an estimated value of \$100,000 and more.
- Established strategic partnerships with THECB Division management to provide overview of the HUB program.
- Helped vendors navigate the HUB process and how to do business with the state.
- Participated in HUB Discussion Workgroup meetings to enhance subject matter expertise and stay informed of HUB rule updates.

THECB recognizes the importance of maintaining compliance with the Historically Underutilized Business program and will continue its efforts to utilize the goods and services offered by the HUB community when those goods and services offer the best value to the state of Texas

For questions, please contact Linda Natal, Director Procurement/HUB Coordinator at Linda.Natal@highered.texas.gov.

Sincerely,

Linda Natal

Linda Natal
Director, Procurement/HUB Coordinator
512.427.6141



**Agency # 785 Supplemental Letter for FY 2025 Semi-Annual
HUB Report**

The University of Texas at Tyler Health Science Center (UTTHSC) continues to integrate Historically Underutilized Business (HUB) participation into its procurement strategies, demonstrating a commitment to utilizing HUB-certified firms for the acquisition of goods and services whenever possible. UTTHSC actively promotes the HUB program by educating purchasers through weekly meetings, detailed HUB reports, and hosting presentations from HUB vendors. Additionally, Purchasing Services strategically utilizes the Central Master Bidders List and HUB data to maximize discretionary spending with HUB firms.

As a founding member of the Texas Universities HUB Coordinators Alliance (TUHCA), UTTHSC has collaborated with 14 universities from North and Northeast Texas, facilitating the sharing of best practices and program insights.

UTTHSC remains committed to supporting minority- and women-owned businesses through targeted outreach initiatives, including participation in vendor fairs and the hosting or co-hosting of trade shows.

Respectfully,

DocuSigned by:

Dwain Morris/13/2025

522B4232A1C44A2...

Dwain Morris

Chief Financial Officer

The University of Texas at Tyler Health Science Center

PURCHASING DEPARTMENT & HUB PROGRAM

11937 U.S. Hwy. 271 | Tyler, Texas 75708-3154 | Phone 903.566.7153
www.uttyler.edu/offices/procurement-services/hub-program/

Email: HUB@UTTyler.edu

ATTACHMENT A - HUB REPORT PROCUREMENT CATEGORIES

ATTACHMENT – A
FISCAL 2025 Semi-Annual HUB REPORT
PROCUREMENT CATEGORIES with EXPENDITURE (OBJECT) CODES

Expenditure (Object) Code Categories Not Included: benefits, claims and judgments, interfund transfers, interagency payments, investments, payment of interest, payment of principal, public assistance payments, rental and leases, utilities, salaries, wages, travel, grants, scholarships, real estate purchases, right-of-way, emergency abatement response, and other expenses as determined by the State of Texas Disparity Study.

Category	Object Code	Description
Heavy Construction Other than Building Contracts (01) Statewide HUB Goal, 11.2%	7270	Real Property - Infrastructure - Maintenance and Repair - Expensed
Heavy Construction Other than Building Contracts (01) Statewide HUB Goal, 11.2%	7347	Real Property - Construction in Progress/Highway Network - Capitalized (Restricted to TxDOT use only)
Heavy Construction Other than Building Contracts (01) Statewide HUB Goal, 11.2%	7356	Real Property - Infrastructure - Capitalized
Heavy Construction Other than Building Contracts (01) Statewide HUB Goal, 11.2%	7358	Real Property - Infrastructure/Preservation Costs - Expensed (Restricted to TxDOT use only)
Building Construction, including General Contractors and Operative Builders Contracts (02) Statewide HUB Goal, 21.1%	7336	Real Property - Facilities and Other Improvements – Capitalized
Building Construction, including General Contractors and Operative Builders Contracts (02) Statewide HUB Goal, 21.1%	7340	Real Property and Improvements - Expensed
Building Construction, including General Contractors and Operative Builders Contracts (02) Statewide HUB Goal, 21.1%	7341	Real Property - Construction in Progress - Capitalized
Building Construction, including General Contractors and Operative Builders Contracts (02) Statewide HUB Goal, 21.1%	7357	Real Property - Infrastructure/Preservation Costs – Capitalized
Special Trade Construction Contracts (03) Statewide HUB Goal, 32.9%	7266	Real Property - Buildings - Maintenance and Repair – Expensed
Special Trade Construction Contracts (03) Statewide HUB Goal, 32.9%	7338	Real Property - Facilities and Other Improvements - Maintenance and Repair - Expensed
Special Trade Construction Contracts (03) Statewide HUB Goal, 32.9%	7343	Real Property - Building Improvements - Capitalized
Special Trade Construction Contracts (03) Statewide HUB Goal, 32.9%	7344	Leasehold Improvements - Capitalized
Special Trade Construction Contracts (03) Statewide HUB Goal, 32.9%	7346	Real Property - Land Improvements - Capitalized

Special Trade Construction Contracts (03) Statewide HUB Goal, 32.9%	7354	Leasehold Improvements - Expensed
Professional Services Contracts (04, 05 & 09) Statewide HUB Goal, 23.7%	7245	Financial and Accounting Services (04)
Professional Services Contracts (04, 05 & 09) Statewide HUB Goal, 23.7%	7248	Medical Services (09)
Professional Services Contracts (04, 05 & 09) Statewide HUB Goal, 23.7%	7256	Architectural/Engineering Services (05)
Other Services Contracts (06) Statewide HUB Goal, 26.0%	7204	Insurance Premiums and Deductibles
Other Services Contracts (06) Statewide HUB Goal, 26.0%	7205	Employee Bonds
Other Services Contracts (06) Statewide HUB Goal, 26.0%	7206	Service Fee Paid to the Lottery Operator
Other Services Contracts (06) Statewide HUB Goal, 26.0%	7211	Awards
Other Services Contracts (06) Statewide HUB Goal, 26.0%	7216	Insurance Premiums - Approval by Board of Insurance and Attorney General
Other Services Contracts (06) Statewide HUB Goal, 26.0%	7218	Publications
Other Services Contracts (06) Statewide HUB Goal, 26.0%	7239	Consultant Services - Approval by Office of the Governor
Other Services Contracts (06) Statewide HUB Goal, 26.0%	7240	Consultant Services - Other
Other Services Contracts (06) Statewide HUB Goal, 26.0%	7242	Consulting Services - Information Technology (Computer)
Other Services Contracts (06) Statewide HUB Goal, 26.0%	7243	Educational/Training Services
Other Services Contracts (06) Statewide HUB Goal, 26.0%	7249	Veterinary Services
Other Services Contracts (06) Statewide HUB Goal, 26.0%	7253	Other Professional Services
Other Services Contracts (06) Statewide HUB Goal, 26.0%	7255	Investment Counseling Services
Other Services Contracts (06) Statewide HUB Goal, 26.0%	7257	Legal Services - Approval by the State Office of Administrative Hearings
Other Services Contracts (06) Statewide HUB Goal, 26.0%	7258	Legal Services
Other Services Contracts (06) Statewide HUB Goal, 26.0%	7259	Race Track Officials
Other Services Contracts (06) Statewide HUB Goal, 26.0%	7262	Personal Property - Maintenance and Repair - Computer Software -Expensed
Other Services Contracts (06) Statewide HUB Goal, 26.0%	7263	Personal Property - Maintenance and Repair - Aircraft – Expensed
Other Services Contracts (06) Statewide HUB Goal, 26.0%	7267	Personal Property - Maintenance and Repair - Computer Equipment -Expensed

Other Services Contracts (06) Statewide HUB Goal, 26.0%	7271	Real Property - Land - Maintenance and Repair – Expensed
Other Services Contracts (06) Statewide HUB Goal, 26.0%	7272	Hazardous Waste Disposal Services
Other Services Contracts (06) Statewide HUB Goal, 26.0%	7273	Reproduction and Printing Services
Other Services Contracts (06) Statewide HUB Goal, 26.0%	7274	Temporary Employment Agencies
Other Services Contracts (06) Statewide HUB Goal, 26.0%	7275	Information Technology Services
Other Services Contracts (06) Statewide HUB Goal, 26.0%	7276	Communication Services
Other Services Contracts (06) Statewide HUB Goal, 26.0%	7277	Cleaning Services
Other Services Contracts (06) Statewide HUB Goal, 26.0%	7281	Advertising Services
Other Services Contracts (06) Statewide HUB Goal, 26.0%	7284	Data Processing Services
Other Services Contracts (06) Statewide HUB Goal, 26.0%	7286	Freight/Delivery Service
Other Services Contracts (06) Statewide HUB Goal, 26.0%	7299	Purchased Contracted Services
Other Services Contracts (06) Statewide HUB Goal, 26.0%	7337	Real Property - Facilities and Other Improvements - Capital Lease
Other Services Contracts (06) Statewide HUB Goal, 26.0%	7350	Real Property - Buildings - Capital Lease
Other Services Contracts (06) Statewide HUB Goal, 26.0%	7366	Personal Property - Capital Lease
Other Services Contracts (06) Statewide HUB Goal, 26.0%	7367	Personal Property - Maintenance and Repair – Expensed
Other Services Contracts (06) Statewide HUB Goal, 26.0%	7368	Personal Property - Maintenance and Repair - Motor Vehicles - Expensed
Other Services Contracts (06) Statewide HUB Goal, 26.0%	7514	Real Property - Infrastructure - Telecommunications - Maintenance and Repair - Expensed
Other Services Contracts (06) Statewide HUB Goal, 26.0%	7516	Telecommunications - Other Service Charges
Other Services Contracts (06) Statewide HUB Goal, 26.0%	7526	Waste Disposal
Commodities Contracts (07 & 08) Statewide HUB Goal, 21.1%	7300	Consumables
Commodities Contracts (07 & 08) Statewide HUB Goal, 21.1%	7304	Fuels and Lubricants - Other
Commodities Contracts (07 & 08) Statewide HUB Goal, 21.1%	7307	Fuels and Lubricants - Aircraft
Commodities Contracts (07 & 08) Statewide HUB Goal, 21.1%	7309	Promotional Items
Commodities Contracts (07 & 08) Statewide HUB Goal, 21.1%	7310	Chemicals and Gases
Commodities Contracts (07 & 08) Statewide HUB Goal, 21.1%	7312	Medical Supplies

Commodities Contracts (07 & 08) Statewide HUB Goal, 21.1%	7315	Food Purchased by the State
Commodities Contracts (07 & 08) Statewide HUB Goal, 21.1%	7316	Food Purchased for Wards of the State
Commodities Contracts (07 & 08) Statewide HUB Goal, 21.1%	7322	Personal Items - Wards of the State
Commodities Contracts (07 & 08) Statewide HUB Goal, 21.1%	7324	Credit Card Purchases for Clients or Wards of the State
Commodities Contracts (07 & 08) Statewide HUB Goal, 21.1%	7325	Services for Wards of the State
Commodities Contracts (07 & 08) Statewide HUB Goal, 21.1%	7328	Supplies/Materials - Agriculture, Construction and Hardware
Commodities Contracts (07 & 08) Statewide HUB Goal, 21.1%	7330	Parts - Furnishings and Equipment
Commodities Contracts (07 & 08) Statewide HUB Goal, 21.1%	7331	Plants
Commodities Contracts (07 & 08) Statewide HUB Goal, 21.1%	7333	Fabrics and Linens
Commodities Contracts (07 & 08) Statewide HUB Goal, 21.1%	7334	Personal Property - Furnishings, Equipment and Other - Expensed
Commodities Contracts (07 & 08) Statewide HUB Goal, 21.1%	7335	Parts - Computer Equipment - Expensed
Commodities Contracts (07 & 08) Statewide HUB Goal, 21.1%	7351	Personal Property - Passenger Cars - Capital Lease
Commodities Contracts (07 & 08) Statewide HUB Goal, 21.1%	7352	Personal Property - Other Motor Vehicles - Capital Lease
Commodities Contracts (07 & 08) Statewide HUB Goal, 21.1%	7361	Personal Property - Capitalized
Commodities Contracts (07 & 08) Statewide HUB Goal, 21.1%	7365	Personal Property - Boats - Capitalized
Commodities Contracts (07 & 08) Statewide HUB Goal, 21.1%	7371	Personal Property - Passenger Cars - Capitalized
Commodities Contracts (07 & 08) Statewide HUB Goal, 21.1%	7372	Personal Property - Other Motor Vehicles - Capitalized
Commodities Contracts (07 & 08) Statewide HUB Goal, 21.1%	7373	Personal Property - Furnishings and Equipment - Capitalized
Commodities Contracts (07 & 08) Statewide HUB Goal, 21.1%	7374	Personal Property - Furnishings and Equipment - Controlled
Commodities Contracts (07 & 08) Statewide HUB Goal, 21.1%	7375	Personal Property - Aircraft - Capitalized
Commodities Contracts (07 & 08) Statewide HUB Goal, 21.1%	7376	Personal Property - Furnishings and Equipment - Capital Lease
Commodities Contracts (07 & 08) Statewide HUB Goal, 21.1%	7377	Personal Property - Computer Equipment - Expensed
Commodities Contracts (07 & 08) Statewide HUB Goal, 21.1%	7378	Personal Property - Computer Equipment - Controlled
Commodities Contracts (07 & 08) Statewide HUB Goal, 21.1%	7379	Personal Property - Computer Equipment - Capitalized
Commodities Contracts (07 & 08) Statewide HUB Goal, 21.1%	7380	Intangible Property - Computer Software - Expensed

Commodities Contracts (07 & 08) Statewide HUB Goal, 21.1%	7384	Personal Property - Animals - Expensed
Commodities Contracts (07 & 08) Statewide HUB Goal, 21.1%	7385	Personal Property - Computer Equipment - Capital Lease
Commodities Contracts (07 & 08) Statewide HUB Goal, 21.1%	7386	Personal Property - Animals - Capitalized
Commodities Contracts (07 & 08) Statewide HUB Goal, 21.1%	7393	Merchandise Purchased for Resale
Commodities Contracts (07 & 08) Statewide HUB Goal, 21.1%	7394	Raw Material Purchases
Commodities Contracts (07 & 08) Statewide HUB Goal, 21.1%	7395	Intangible - Computer Software - Purchased - Capitalized
Commodities Contracts (07 & 08) Statewide HUB Goal, 21.1%	7406	Rental of Furnishings and Equipment
Commodities Contracts (07 & 08) Statewide HUB Goal, 21.1%	7411	Rental of Computer Equipment
Commodities Contracts (07 & 08) Statewide HUB Goal, 21.1%	7415	Rental of Computer Software
Commodities Contracts (07 & 08) Statewide HUB Goal, 21.1%	7442	Rental of Motor Vehicles
Commodities Contracts (07 & 08) Statewide HUB Goal, 21.1%	7445	Rental of Aircraft
Commodities Contracts (07 & 08) Statewide HUB Goal, 21.1%	7449	Rental of Marine Equipment
Commodities Contracts (07 & 08) Statewide HUB Goal, 21.1%	7510	Telecommunications - Parts and Supplies
Commodities Contracts (07 & 08) Statewide HUB Goal, 21.1%	7512	Personal Property - Telecommunications Equipment - Capitalized
Commodities Contracts (07 & 08) Statewide HUB Goal, 21.1%	7517	Personal Property - Telecommunications Equipment - Expensed
Commodities Contracts (07 & 08) Statewide HUB Goal, 21.1%	7519	Real Property - Infrastructure - Telecommunications - Capital Lease
Commodities Contracts (07 & 08) Statewide HUB Goal, 21.1%	7520	Real Property - Infrastructure - Telecommunications - Capitalized
Commodities Contracts (07 & 08) Statewide HUB Goal, 21.1%	7521	Real Property - Infrastructure - Telecommunications - Expensed
Commodities Contracts (07 & 08) Statewide HUB Goal, 21.1%	7522	Telecommunications - Equipment Rental

ATTACHMENT B - HUB REPORT COMPONENTS

ATTACHMENT – B

STATEWIDE PROCUREMENT DIVISION HUB REPORT COMPONENTS

SECTION I: EXECUTIVE LETTER AND SUMMARY

- The Executive Letter summarizes major trends in State spending with historically underutilized businesses (HUBs).
- The Executive Summary provides statistical information regarding the number and ethnic/gender composition of HUBs and outlines State spending with HUBs by major procurement category, type of purchasing, and ethnicity/gender.

SECTION II: STATEWIDE TOTALS

This section provides statewide totals for each procurement category, including all reported state agency expenditure data.

- **FUND TYPE COLUMN**

- T = Treasury Funds**

- Funds maintained in the state treasury and reported by the Comptroller's Office for each state agency and institution of higher education.

- N = Non-Treasury Funds**

- Funds maintained locally and reported by state agencies and institutions of higher education.

- S = Subcontractor Funds and Procurement Card HUB Purchases**

- Payments made to HUBs by a Prime Contractor with a state agency or institution of higher education. This column also includes purchases made from HUBs using the State of Texas procurement card.

- I = Interagency Payments**

- Interagency Payments are excluded if the agency's Comptroller assigned identification number, not the agency's federal identification number, is used for payment.

- TC = Term Contracts**

- Payments made from Treasury and Non-Treasury funds to term contract vendors. In accordance with Texas Government Code 2161, Term Contracts will be subtracted from each agency's total expenditures and shown under Statewide Purchases Awarded and Managed by Texas Comptroller of Public Accounts' Statewide Procurement Division (Section VI).

- **TOTAL EXPENDITURES COLUMN**

- Total Expenditures (HUBs and Non-HUBs) paid under allowable object codes for the reporting period.

- **TOTAL SPENT WITH NON-HUBs AMOUNT (PERCENT) COLUMN**

- Total dollar amount and percentage paid to Non-HUBs during the reporting period.

- **TOTAL SPENT WITH HUBs AMOUNT (PERCENT) COLUMN**

- Total dollar amount and percentage paid to HUBs during the reporting period.

- **TOTAL SPENT WITH HUBS BY ETHNICITY AND/OR GENDER AMOUNT (PERCENT)**

- Total dollar amount and percentage paid to the HUBs by ethnicity/gender.

- **STATEWIDE GRAND TOTAL EXPENDITURES AMOUNT (PERCENT)**

- Grand totals and percentages for each column.

SECTION III: STATEWIDE ANALYSIS OF AWARDS

- **STATEWIDE ANALYSIS OF TOTAL AWARDS**

Provides the total number of HUBs and non-HUBs receiving awards, including total expenditures and percentages.

- **STATEWIDE ANALYSIS OF AWARDS TO CERTIFIED HUBs BY ETHNICITY/GENDER**

Provides a detailed analysis of awards made to HUBs by ethnicity and gender, including total expenditures and percentage of awards to each ethnic group and gender.

- **STATEWIDE ANALYSIS OF AWARDS TO CERTIFIED HUBs BY PROCUREMENT CATEGORY**

Provides a detailed analysis of awards made to HUBs by procurement category, including total expenditures and percentage of awards in each procurement category.

- **STATEWIDE ANALYSIS OF AWARDS TO CERTIFIED HUBs BY PROCUREMENT CATEGORIES AND OBJECT CODES**

Provides a detailed analysis of awards made to HUBs by procurement categories and object codes, including total expenditures and percentage of awards in each procurement category and object code.

- **STATEWIDE ANALYSIS OF AWARDS TO CERTIFIED HUBs BY OBJECT CODES**

Provides a detailed analysis of awards made to HUBs by object codes, including total expenditures and percentage of awards in each object code.

SECTION IV: STATE AGENCY RANKINGS

- **AGENCIES SPENDING MORE THAN \$25,000 WITH \$0 SPENDING WITH HUBS**

Agencies with expenditures greater than \$25,000 with \$0 spending with HUBs.

- **AGENCIES RANKED BY TOTAL EXPENDITURES**

Ranking of state agencies and institutions of higher education by total expenditures.

- **AGENCIES RANKED BY TOTAL HUB EXPENDITURES**

Ranking of state agencies and institutions of higher education by total HUB expenditures showing overall expenditures.

- **AGENCIES RANKED BY PERCENTAGE SPENT WITH HUBS**

Ranking of state agencies and institutions of higher education by spending percentages of HUB expenditures.

SECTION V: GROUP PURCHASING

According to Texas Government Code, § 2161.122(d), a state agency participating in a group purchasing program shall send to the Comptroller in the agency's report under Section 2161.121 a separate list of purchases from historically underutilized businesses that are made through the group purchasing program, including the dollar amount of each purchase allocated to the reporting agency. This section provides a summary of state agencies and institutions of higher education that participate in a group purchasing program.

SECTION VI: STATEWIDE PURCHASES AWARDED AND MANAGED BY THE TEXAS COMPTROLLER OF PUBLIC ACCOUNTS' STATEWIDE PROCUREMENT DIVISION (SPD) AND BY THE TEXAS FACILITIES COMMISSION (TFC)

This section provides a summary of purchases awarded and managed by the SPD Open Market Purchases and Term Contracts, and the Architectural and Engineering (A&E) and Construction projects awarded and managed by the TFC.

SECTION VII: STATE AGENCY EXPENDITURE DATA

Similar to the format for Section II, this Section provides individual state agency expenditures. This section includes agency number, name, fund type, total expenditures, total spent with non-HUBs, and total spent with HUBs.

SECTION VIII: STATE AGENCY SUPPLEMENTAL SUMMARY REPORTS

- **BUSINESSES PARTICIPATING IN STATE BOND ISSUANCES**

State of Texas bond issuers are required to report to the Comptroller the number of HUBs and Non-HUBs who participated in the agency's bond issuances.

- **TOTAL NUMBER OF BIDS AND/OR PROPOSALS RECEIVED**

Agencies and institutions of higher education are required to report to the Comptroller all bids, quotes, offers, and proposals received in the format prescribed by the Comptroller.

- **TOTAL STATE AGENCY CONTRACTS AWARDED**

Agencies and institutions of higher education are required to report to the Comptroller all contracts (competitive and non-competitive) awarded in the format prescribed by the Comptroller.

- **SUPPLEMENTAL LETTERS**

State agencies and institutions of higher education are not required to submit a supplemental letter as part of the HUB Report. However, the Comptroller provides agencies and institutions of higher education the option to submit a supplemental letter in order to provide additional information regarding agency HUB program activities.

ATTACHMENT C - HUB REPORTING PROCEDURES

**FISCAL 2025 SEMI-ANNUAL
STATEWIDE HISTORICALLY UNDERUTILIZED BUSINESS
(HUB) REPORTING PROCEDURES
TABLE OF CONTENTS**

1. General Information	2
2. Format for the Semi-Annual and Annual HUB Reports	2
3. State of Texas HUB Goals	3
4. HUB Expenditure Credit	4
5. Expenditure (Object) Codes Included in HUB Report (Attachment A)	4
6. Reporting of Supplemental Data	5
7. Supplemental Summary Letter (Optional)	7
8. Reporting of Payment Data	7
9. Electronic Data Format and Data Submission Process	8
10. Draft Report Review	12
11. Reporting of Treasury Funds	12
12. Reporting of Non-Treasury Funds	13
13. Reporting of Term Contracts	15
14. Reporting of Subcontractor Funds	15
15. Avoiding HUB Subcontract Discrepancies	17
16. Department of Information Resources (DIR) Purchases	18
17. Texas Public Finance Authority (TPFA)	18
18. Reporting of Procurement Card HUB Purchases	18
19. Reporting of Group Purchases Program	20
20. HUB Report Exclusions	21
21. Inter-Government Payment Exclusion Application	21
22. On-line HUB Report	22
23. Contact Information	22

1. General Information

According to Texas Government Code, Chapter 2161, the Office of the Comptroller of Public Accounts (CPA) is responsible for managing the Statewide Historically Underutilized Business (HUB) Program for minority- and women-owned businesses. CPA is required to compile a semi-annual and annual report of contracts awarded to HUBs by state agencies and institutions of higher education. The report documents expenditures in six (6) procurement categories identified as Heavy Construction, Building Construction, Special Trade, Professional Services, Other Services and Commodity Purchases. The report also documents the total dollar amount of contracts awarded. This report must be submitted to the presiding officer of each House of the Legislature and the Joint Committee.

Electronic versions of the HUB Reports are available on-line free of charge at this link [Final Posted HUB Reports](#)

2. Format for the Semi-Annual and Annual HUB Reports

The format for the HUB Report reflects six (6) procurement categories. The report shows one state agency or institution of higher education per page. The comptroller object (expenditure) codes that are inclusive to compiling the HUB Report are identified on **Attachment A**.

The HUB Report contains total expenditure data for Treasury, Non-Treasury, subcontracting, group purchasing, term contract, and procurement card purchases. ***It is the responsibility of each state agency and institution of higher education to ensure the accuracy of their expenditure and supplemental data (e.g., Treasury, Non-Treasury, credit card, subcontracting, bond issuance, bids and proposals received, and competitive and non-competitive contracts awarded).***

Following the procedures herein, each state agency and institution of higher education will report their **Non-Treasury, subcontracting, group purchasing, term contract, and procurement card expenditures** online to the CPA using the on-line HUB Reporting System at this link [HUB Report Login Page](#)

The Comptroller's Office shall report the **Treasury expenditures** of each state agency and institution of higher education.

Object codes for benefits, claims and judgments, interfund transfers, interagency payments, investments, payment of interest, payment of principal, public assistance payments, rentals and leases, utilities, salaries, wages, travel, grants, scholarships, real estate purchases, rights-of-way, emergency abatement response, and other expenses, as determined by the 2009 State of Texas Disparity Study (as defined by 34 TAC § 20.281), will be excluded from the HUB Report.

See **Attachment A** for a list of Comptroller object codes used to prepare the HUB Report. Expenditures must be reported to the CPA according to the following legislatively mandated timelines. If the due date for the HUB Report expenditure data falls on a weekend, all data will be due on the Friday before the weekend.

The **Treasury, Non-Treasury, subcontract, and term contract** data received for the semi-annual reporting period (September 1 - February 28 or 29) and the CPA will compile the annual reporting period (September 1 - August 31) of the current Fiscal Year. The system electronically cross-references the State's certified HUB Directory to search for the first 11 digits of the Vendor Identification Number (VID). All VID number matches will be used to record the state agencies' and institutions' total dollar amount of contracts awarded to certified HUB vendors.

The HUB Report identifies for each state agency, institution of higher education, and the State as a whole, the total expenditures with all vendors, the total spent with Non-HUBs, and the total spent with certified HUBs. The CPA Statewide HUB Program certifies businesses by ethnicity and gender and by service disabled veteran status. Minority men and women certified as HUBs are counted as an ethnic minority. The "American Woman" category includes all American Women other than Black American, Hispanic American, Asian-Pacific American, Native American or Service-Disabled Veteran.

HUB Eligible Groups are identified as follows:

- AI** = Native American
AS = Asian-Pacific American
BL = Black American
HI = Hispanic American
DV = Service-Disabled Veteran
WO = American Woman

Agency and Institution of Higher Education data for the consolidated total expenditures; (Treasury, Non-Treasury, subcontracting, delegated, open market, term contracts, emergency, proprietary, catalogue, exempt, etc.) must be reported to the CPA according to these reporting procedures and legislatively mandated timelines.

SEMI-ANNUAL REPORTING PERIOD

September 1 through February 28 or 29 of the current Fiscal Year

- HUB Report Data Submittal Deadline Year March 15th of the current Fiscal
- CPA HUB Report Due Date May 15th of the current Fiscal Year

ANNUAL REPORTING PERIOD

September 1 through August 31 of the current Fiscal Year

- HUB Report Data Submittal Deadline Fiscal Year September 15th of the current
- CPA HUB Report Due Date Year November 15th of the current Fiscal

3. State of Texas HUB Goals

There are six procurement categories and each procurement category has a HUB goal (see table below). The six procurement categories and HUB goals are from 34 TAC § 20.284. Pursuant to Section 2161.002(c), the HUB goals are based on the 2009 State of Texas Disparity Study. (See Table 2.2)

For more details on HUB Goals, please refer to 34 TAC §20.284.

Table 2.2

Procurement Category	HUB Goal
Heavy Construction	11.2%
Building Construction	21.1%
Special Trade	32.9%
Professional Services	23.7%
Other Services	26.0%
Commodity Purchases	21.1%

4. HUB Expenditure Credit

State agencies and institutions of higher education will receive HUB credit for payments made to HUBs certified by the CPA within the reporting period. Certification is determined by verifying that the 11-digit VID number used for HUB certification matches the 11-digit VID number used for issuing the purchase order and making the payment. Representatives of the Statewide HUB Program may access the Comptroller's Texas Identification Number System (TINS) to verify the payment history under the VID number submitted by the vendor on the HUB certification application. **(This verification does not automatically confirm the correct assigned VID).**

If a state agency or institution of higher education determines that there is a discrepancy between the VID number identified in the HUB Directory, TINS and/or their payment records, the agency/institution of higher education should notify the vendor, and contact a representative of the Statewide HUB Program at 512-463-5872 or 1-888-863-5881. The CPA will conduct research, and the vendor record will be updated accordingly. CPA will notify the requesting entity regarding the correct VID number for the certified HUB. The CPA and the agency's Accounting Office must also update the vendor's record.

- ♦ **HUB Credit** - State agencies and institutions of higher education **will receive** HUB credit for payments made to 11-digit VID numbers that were a certified HUB for any period of time during the current fiscal year. Payments meeting this criterion are added to the total expenditure column and HUB expenditure column.
- ♦ **No HUB Credit** - State agencies and institutions of higher education **will not receive** HUB credit for payments made to 11-digit VID numbers that were not a certified HUB for any period during the current fiscal year. Payments meeting this criterion are added to the total expenditure column and are considered to be Non-HUB expenditures.

If a vendor's HUB status was active (i.e. HUB status code "A") for any period of time during the current fiscal year's reporting period, state agencies and institutions of higher education will receive HUB credit for the payments that were awarded to the HUB vendor during the entire fiscal year (retroactive).

There are eleven Status Codes in the CPA HUB Directory. These status codes are identified below in table 4.1:

Table 4.1

A - Active*	I - Inactivated*	R - Rejection
D - Decertified*	M - Returned Mail*	V - Vendor Requested Removal*
G - Graduated*	N - Not HUB	X - Audit Removal*
O - Old VID Number*	P - Pending	

*Note: Provided that the VID number was HUB certified/active during the current fiscal year's reporting period, state agencies and institutions of higher education will receive HUB credit for payments made to VID numbers displaying these HUB status codes.

State agencies and institutions of higher education are encouraged to reference the "**HUBs Active During Current Fiscal Year Master File (hub_name.dat)**" online at [Active HUBS this Fiscal year](#) which is a list of vendors who have been a Texas certified HUB (i.e., HUB status code "A") for at least one day during the current fiscal year. For the purposes of producing the HUB Reports, payments that are awarded during the current fiscal year to the Vendor ID Numbers contained within this file will be counted as HUB expenditures.

5. Expenditure (Object) Codes Included in HUB Report (Attachment A)

The object codes included in the HUB Report have been reviewed and developed by a subcommittee of the HUB Cooperative Committee, which evaluated all existing Comptroller object codes. The subcommittee reviewed each object code definition and made a determination whether to include or exclude the object code. The selection criteria allows and includes all object codes that pertain to the purchase of goods, services, and public works contracts and excludes all object codes that pertain to benefits, claims and judgments, interfund transfers, interagency payments, investments, payment of interest, payment of principal, public assistance payments, rental and leases, utilities, salaries, wages, travel, grants, scholarships, real estate purchases, right-of-way, emergency, abatement response, and other expenses as determined by the 2009 State of Texas Disparity Study. Total expenditures are awarded contracts with allowable object codes, which are actually paid from Treasury and Non-Treasury funds. This includes delegated, open market, term contract, proprietary, emergency, and exempt purchases.

The 2009 State of Texas Disparity Study used a list of object codes and corresponding procurement categories to

identify results of state agency expenditures and utilization of HUBs. The CPA includes these object codes as part of the HUB Report.

For the purpose of the HUB Report, an object code is either entirely included or entirely excluded. Therefore, if a contract is awarded under an excluded object code, then HUB credit cannot be received because the contract dollars are not part of the state agency's or the institution's total expenditures. CPA encourages the state agencies and institutions to seek creative options to report good faith efforts and contract opportunities from the excluded object codes. It may require state agencies and institutions to shift from the current way of coding an excluded contract by breaking down the contract and using included object codes for coding part of the contract. See the examples below:

Example #1: 7666 - Medical Services and Specialties - The Health and Human Services Commission (HHSC) has a large client service contract with National Heritage Insurance Company (NHIC). NHIC is the Health Care Financing Program's Prime Contractor for processing insurance claims for the Texas Medicaid Program. This contract is classified under object code 7666 (an exempt code). NHIC subcontracted part of the contract with a HUB. Since the NHIC contract is not part of the base for this state agency's or the institution's total expenditures, HUB subcontracting cannot be reported. In order for HHSC to receive HUB subcontracting credit, all expenditures under 7666 must be included, not just the NHIC contract. This would adversely affect HHSC's overall percentage and would greatly influence other state agencies and institutions as well. For example, the NHIC contract could be coded as follows:

If the NHIC contract was a \$10 million contract and the actual payments made by NHIC to clients for medical reimbursements were \$7 million, the remaining \$3 million would be the amount paid to NHIC for administering this client reimbursement contract. CPA proposes that only \$7 million (actual client reimbursements) should be coded as 7666. The other \$3 million should be coded under an object code from the list of object codes used to compile the HUB Report which will best describe the service that NHIC is performing. All questions regarding expenditure codes should be directed to the Comptroller's Office, Claims Division, at 512-463-4850. Any other contracts with related administrative fees must be included under the same selected object code so that HHSC can hold NHIC accountable for subcontracting with HUBs. HHSC can then submit the HUB subcontractor dollars and receive credit on the HUB Report.

Example #2: 7462 - Rental of Office Buildings or Office Space - HHSC has very large leasing contracts throughout the state. The expenditure (object) code for leasing (7462) is currently exempt from the HUB Report. However, within a lease contract, there are contracting opportunities where a good faith effort could be made. A lease contract can be broken down to reflect the actual services performed within the contract. For example, at a minimum, the following object codes could be used to report services included in a full lease or a net lease contract: **7277 - Cleaning Services; 7271 - Real Property - Land - Maintenance and Repair - Expensed; and 7266 - Real Property Buildings - Maintenance and Repair-Expensed.**

Breaking down the lease contracts with these included expenditure codes allows HHSC to hold the lessor accountable for subcontracting with HUBs. HHSC can now be measured on all transactions that are within the included expenditure codes and receive full credit through the HUB Report for their committed efforts. **All subcontracting must be reported under the same object code under which the Prime Contractor was paid.**

6. Reporting of Supplemental Data

In accordance with Texas Government Code § 2161.122, state agencies and institutions of higher education shall report the following information to the CPA. Historically Underutilized Business (HUB) information must be reported by ethnicity and gender. The supplemental data must be submitted on-line through the HUB Reporting System at this link [HUB Report Login Page](#)

Approximately mid-February and mid-August, as a courtesy, the CPA's Statewide HUB Program will send the state agencies and institutions of higher education reminder notices for the submission of their semi- annual and annual HUB Report data, respectively.

- Businesses Participating in State Bond Issuances (Applicable to State Bond Issuers Only)

State agencies and institutions of higher education **who issue bonds** are required to report to the CPA the total number of businesses (HUB and Non-HUB) that participate in bond issuances.

- HUBS Submitting Bids / Proposals

All state agencies and institutions of higher education are required to report to the CPA the total number of HUBs submitting bids and/or proposals for the purchase of goods and services.

Types of bids (quotes or offers) and proposals include:

- ☐ Delegated Purchases (including informal and formal bids)
- ☐ Open Market Bids
- ☐ Information Technology Bids / Proposals
- ☐ Request for Proposals / Competitive Sealed Proposals
- ☐ Emergency Bids
- ☐ Proprietary Bids
- ☐ Term Contract Bids (applicable to CPA's Statewide Purchasing Division)
- ☐ Scheduled Purchase Bids (applicable to CPA's Statewide Purchasing Division)

- Number of Contracts Awarded

All state agencies and institutions of higher education are required to report to the CPA the total number of contracts awarded (HUB and Non-HUB) for the purchase of goods and services.

The number of contracts awarded to HUBs should include:

- ☐ Delegated Purchases
- ☐ Open Market Purchases
- ☐ Information Technology Purchases
- ☐ Emergency Purchases
- ☐ Proprietary Purchases
- ☐ Term Contracts (applicable to CPA's Statewide Purchasing Division)
- ☐ Scheduled Purchases (applicable to CPA's Statewide Purchasing Division)

Note: For the purposes of reporting contracts, state agencies and institutions of higher education should not report purchases that were made using the state procurement card. These purchases are not individual contracts for HUB Reporting. Individual requisitions against a blanket purchase order or against an IDQ (Indefinite Delivery Quantity) should not be counted as individual contracts.

Resolving Supplemental Data Errors

- The number of contracts Awarded to HUBS for each ethnic and gender category cannot be larger than the number of bids/proposals received for that category. (See image 6.1)
- To remove the error messages and save, the supplemental data must be corrected in each ethnic and gender category to reflect a larger pool of applicants than contract awardees.

Image 6.1

NUMBER OF BIDS AND/OR PROPOSALS RECEIVED														
Ethnic and Gender Categories		AS		BL		HI		AI		WO		DV	Non-HUB	HUB TOTAL
	M	F	M	F	M	F	M	F	M	F	M			
HUB Bids/Proposals Received	6	5	5	0	4	4	1	0	5	0		104	27	
Number of Bids/Proposals Received (HUB and Non-HUB)	Grand Total for your Agency:											131		
NUMBER OF CONTRACTS AWARDED TO HUBS														
Ethnic and Gender Categories		AS		BL		HI		AI		WO		DV	Non-HUB	HUB TOTAL
	M	F	M	F	M	F	M	F	M	F	M			
HUB Contracts Awarded (Competitive)	4	6	8	0	5	1	2		0	7		0	116	148
HUB Contracts Awarded (NonCompetitive)	1	37	39	0	17	1	9		0	41		0	737	145
Agency Contracts Awarded (HUB and Non-HUB)	Grand Total for your Agency:											1146		

Note: Red boxes and lines in the original image highlight errors where the number of contracts awarded exceeds the number of bids/proposals received for certain categories. Red text messages state: "Bids/ Proposals cannot be Less than Contract Awarded."

In the above example for AS, F there were 5 bids received, but 43 contracts awarded. This cannot happen.

7. Supplemental Summary Letter (Optional)

In accordance with 34 TAC § 20.284(e), state agencies and institutions of higher education may also demonstrate good faith under this section by submitting a supplemental letter with documentation to the CPA with its HUB Report or legislative appropriations request identifying its progress, including, but not limited to the following, as prescribed by the CPA:

- ◆ Identifying the percentage of contracts awarded to women-owned, minority-owned and/or service-disabled veteran-owned businesses that are not certified as HUBs
- ◆ Demonstrating that a different goal, that is identified in § 20.284(b), was appropriately given for the state agency's/institution's mix of purchases;
- ◆ Demonstrating that a different goal was appropriately given for the particular qualifications required by the state agency/institution for its contracts; or
- ◆ Demonstrating assistance to non-certified HUBs in obtaining certification with the CPA.

The Supplemental Letter **must** outline a state agency's or institution of higher education's good faith effort regarding procurement opportunities for HUBs. The Supplemental Letter should provide a comprehensive representation of the state agency's/institution's efforts and may address any unique purchasing requirements not directly reflected within the totals and percentages.

Supplemental Letters are limited to one page (front side only) on the state agency's/institution's official stationary letterhead.

- The first line should be the reference line, including the state agency /institution's 3-digit identification number.
EXAMPLE: "999 - Fiscal 20XX Annual HUB Report Supplemental Letter"
- Do not include date, address, or salutation line
- **Font size** should be at least **10 point**, and **Margins** should be at least **1 inch**
- The letter must be signed, preferably by the state agency's/institution's *Executive Director, Purchasing Director, and/or HUB Coordinator*
- Include a point of contact, as well as the agency address, phone number, and/or e-mail address.

Supplemental Letters, which include negative language regarding other state agencies or institutions of higher education, will NOT be published. The subject of the summary must be directly related to your agency's or institution's outreach and good faith effort.

NOTE: The one-page Supplemental Letter is optional. If submitted, the letter must adhere to the guidelines specified above, and by the date provided in the reporting timeline to the Texas Comptroller of Public Accounts via email at HUB.HUBReportData@cpa.texas.gov.

Supplement Letters must be of high resolution, properly centered, free of erroneous marks and must comply with 508 Accessibility Program standards.

8. Reporting Of Payment Data

Non-Treasury Funds: Non-Treasury funds are funds that are **not maintained** in the State Treasury. State agencies and institutions of higher education with Non-Treasury funds are required to submit payment data electronically to the CPA via the HUB Reporting System at this link [HUB Report Login Page](#). The payment data includes subcontracting, group purchasing, term contract, and procurement card purchases.

Treasury Funds: Treasury funds are funds deposited and maintained in the State Treasury. The Comptroller's Office will submit each of the state agencies' and institutions of higher education's Treasury fund payments made (not processed) during the reporting period for the purchases of goods, services, and public works contracts

(which include delegated, open market, term contracts, proprietary, emergency and exempt purchases) applicable to the approved object codes listed on Attachment A.

9. Electronic Data Format and Data Submission Process

- Create your HUB Report data file. The electronic payment information for the HUB Report **must be in plain text format with a “.txt” extension**. No MS Word, Excel, or other types of files will be accepted.
 - **It is highly recommended that the data is grouped by record type in separate files.**
 - If there are errors in one record type that cannot be resolved, we can remove only the portion with the errors and the rest of the data can still be viewed during the draft periods.
 - The payment data must be stored in the following sequence (see Table 9.1 and Example 9.2):

Table 9.1

Field Name	Field Length	Field Specifications
♦ Agency Code	5 characters	Fill with leading zeroes
♦ Vendor Identification # (VID)	11 characters	No dashes, spaces, or alpha characters
♦ Vendor Name	20 characters	Uppercase letters, with trailing spaces (no tabs or special characters)
♦ Object Code	4 characters	The four-digit object code must be on the approved list of object codes
♦ Dollar Amount	12 characters	The first nine (9) characters must be whole dollars or zeros followed by a decimal point with the two (2) remaining characters identifying the cent values. All dollar values must be preceded by leading zeros. If reporting a negative dollar amount, the first character (41) must be a hyphen (dash).
♦ Type of Record	1 character	N = Non-Treasury S = Subcontracting G = Group Purchasing H = Credit Card

Example 9.2

```
|--5-|-----11-----|-----20-----|-4-|-----12-----|1|
0099915209401020BATTERIES  INC          7300-00006320.88G
0099915209401020BATTERIES  INC          7400-00000340.81G
0099919413818337BIO-RAD    LABORATORIES73100000000093.00G
0099919426404653GENERAL    MEDICAL CORP73000000000684.54G
0099919426404653MCKESSON   GENERAL MED73000000002632.90G
```

NOTE: The sets of numbers identified in the first line of the example indicate the number of characters for each section.

When saving your payment data in an electronic format, begin the file name with your agency number. Also, if you submit multiple files, specify the file type (i.e. **S** - Subcontracting, **G** - Group, **H** - Credit Card).

Example: 999_FY16.TXT; or 999_FY15S.TXT; or 999_FY16G.TXT; or 999_FY16H.TXT

- Access the on-line HUB Reporting System at this link [HUB Report Login Page](#) enter your email address and password for accessing this portal. **If you have forgotten your password, click the “Forgot Password” link and your password will be sent to your e-mail account (as registered in the HUB Coordinators contact list).** If you do not have a password and/or user name, please contact Erin Bennett at erin.bennett@cpa.texas.gov.

- If the reporting period or draft is not currently open, you will only see the View All Valid HUBs link.
- If the reporting period has begun, you will see additional options as shown below.(See Image 9.3)
 - **View All Valid HUBs File**
 - **Submit Initial HUB Report Payment Data File(s)**- To load a new Payment file
 - **Search Confirmations & Resubmit**- View the summary or delete your loaded files
 - **Enter New or Revised Supplemental Data**
 - **Email HUB Report Payment Summary**- For sending yourself an email of the file summary
- To submit a new payment file, select **“Submit Initial HUB Report Payment Data File(s)”**

Image 9.3

The screenshot shows the 'HUB Reporting' dashboard. On the left, a sidebar displays the user's login information: 'User logged in : Erin Bennet', 'Agency 304', 'COMPTROLLER OF PUBLIC ACCOUNTS', 'FAMIS', 'eben731@cpa.texas.gov', and '(512) 123-4567'. Below this are buttons for 'Return to Portal' and 'Logout'. The main content area is titled 'HUB Report Submit Menu' and lists five options: 'View All Valid HUBs File', 'Submit Initial HUB Report Payment Data File(s)', 'Search Confirmations & Resubmit', 'Enter New or Revised Supplemental Data', and 'Email HUB Report Payment Summary'. The top of the page shows the date 'Wed Jun 07 11:01:49 CDT 2017' and the current year '2017'.

- Your Agency number and the reporting period will be auto populated.
- Next, click the **“Choose File”** button, browse to your file location, and choose the data file you want to submit. (The file must be in plain text format with a “.txt” extension. No MS Word, Excel, or other types of files will be accepted.) When you click **“Open”** the file name will appear to the right of the Choose File Button, then click submit. (See image 9.5)

Image 9.5

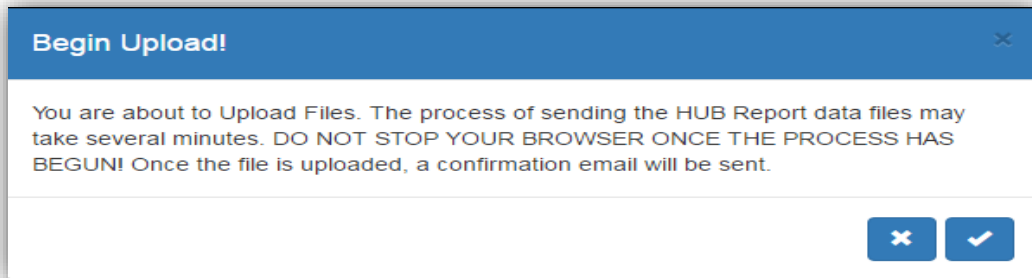
The screenshot shows the 'Submit Initial HUB Report Payment Data File(s)' form. The left sidebar is identical to the previous image. The main content area has a title bar 'Submit Initial HUB Report Payment Data File(s)' and a breadcrumb trail 'Home / Submit Payment Data / Search Confirmations & Resubmit'. Below this is a note: 'Non-Treasury, Sub-Contracting, Procurement Card, Group Purchasing and Term Contracts ONLY'. The form contains three input fields: 'Agency Number (Select from drop down)' with a dropdown menu showing '710 - THE TEXAS A&M UNIVERSITY SYSTEM', 'Fiscal Year' with a text box containing '2016', and 'Reporting Period' with a text box containing 'A'. At the bottom of the form is a 'Select File' section with a 'Choose File' button and the text '710_FY17.txt'. Below the form are two buttons: 'Submit' and 'Email Summary'.

After you click the “**Submit**” button, the data will be uploaded and validated simultaneously.

IMPORTANT: You will get a message warning you not to close your browser while this process occurs. If you do close your browser before you have received your validation results, the upload will not complete properly and your HUB Report expenditures may not be accurate. (See Image 9.6)

- Select the check button to proceed with loading the file.
- Select the X to cancel and load a different file.

Image 9.6



- You will receive a confirmation message when the process is complete either identifying any errors that existed in the file (see image 9.7) or confirming and summarizing the file load. (see image 9.9)

Load Error Warning

Image 9.7

- You will be sent an email with an attachment showing the lines that have errors, below is an example of the report and the section of the loaded data file containing the errors.

Example of Emailed Load Error Report

Line Number 5. Invalid Type of record 00S. Valid values are A|B|C|G|H|S|N.

"0071012002687353Gessner Engineering 725600000000000.00S"

Line No: 18 Invalid format. Please make sure all records are fixed length of 53 characters and data in correct format.

Image 9.8 shows the sample load that contains the above errors.

Image 9.8

Example Data File Loaded With Errors

```
0071012002687353Gessner Engineering 7256000000000000.00S
0071012004155953Soji Services dba Me7341000000000000.00S
0071012005396226JQ Infrastructure 7256000033500.00S
0071012005635003Belknap Concrete 7341000000000000.00S
0071012007531291Gerald Nunn Electric7341000018936.00S
0071012008421476Mendes Ent 7341000000000000.00S
0071012012361734Edward & Leona Fowle7341000000000000.00S
0071012012738626Cen Tex Hydroseed 7341000000000000.00S
0071012018612569River City Waste 7341000000000000.00S
0071012020867870Henderson Rogers 7256000020063.00S
0071012020867870Henderson Rogers 7341000000000000.00S
0071012021122960Kieschnick General C7341000410882.55S
0071012024199759CC Creations LTD 7341000000000000.00S
0071012025409082Texas Tap 3410000000000000.00S
```

- In the example above, the first line (Line Number 5) has an error because there are too many zeros in front of the decimal throwing off the column alignment.
- In the example above, the bottom line (Line No: 18) has an error because the object code is missing the leading 7. It should be 7341 not 341.
 - You will need to fix the lines with the errors and reload the file.

Successful Load (Image 9.9)

File Processing Messages	
Home / Submit Payment Data / Search Confirmations & Resubmit	
DATA VALIDATION SUMMARY FOR AGENCY 710 - THE TEXAS A&M UNIVERSITY SYSTEM	
Validation Summary Item	Value
NUMBER OF RECORDS SUBMITTED	292
NUMBER OF RECORDS EXCLUDED	0
SUB TOTALS OF RECORDS EXCLUDED BY TYPE AND AMOUNT	
TOTAL \$ OBJ CODE EXCLUSIVE USE BY LOTT COMM	\$0.00
TOTAL \$ OBJ CODE EXCLUSIVE USE BY TXDOT	\$0.00
TOTAL \$ OBJ CODE EXCLUSIVE USE BY CPA	\$0.00
TOTAL \$ FOR TIBH VID RECS	\$0.00
TOTAL \$ FOR TEXAS CORRECTIONAL VID RECS	\$0.00
TOTAL \$ FOR INTERAGENCY VID PAYMENT RECS	\$0.00
TOTAL \$ FOR NON-REPORTABLE OBJ CODES	\$0.00
TOTAL \$ AMOUNT FOR EXCLUDED RECORDS	\$0.00
TOTAL \$ FOR RAW FILE	\$32,433,164.47
TOTAL \$ AMOUNT FOR EXCLUDED RECORDS	\$0.00
TOTAL \$ AMOUNT FOR RECORDS ACCEPTED	\$32,433,164.47
File was added successfully! The file name you provided to CPA was 710_FY17.txt and your confirmation number is 6675. These have been emailed to your CPA address of record. Please keep the confirmation number and file name, as they will be necessary if you choose to modify the data. NOTE: A confirmation email with upload summary is sent to eben731@cpa.texas.gov.	
<div>Submit Another Payment Data</div> <div>Resubmit Payment Data</div>	

- If you have other data, files to submit you can choose **“Submit Another Payment Data”**.
- To view, delete, or resubmit your loaded payments choose **“Resubmit Payment Data”**.
- If you are done, you can select **“Home”** from the navigation at the top of the page.

Data Resubmission Process

To resubmit corrected data or to make corrections during the draft review periods, follow these steps:

1. Login to the HUB Reporting System as you did to submit the original data. Click on **“Search Confirmations & Resubmit”**.
2. You can see all of your currently loaded files with the number of records and the dollar amount for the file. From here, you can delete any files by selecting the delete button next to the file you want to remove, and then confirm the deletion. To upload a new file select **“Submit Payment Data”** from the navigation at the top of the report and follow the instructions from the initial file load.

****Notice you can check for duplicate files and verify your confirmation numbers, totals**

and file names at any time during the initial reporting or draft periods by using the
“Search Confirmations & Resubmit” link.**

List of Currently Submitted Files (Image 9.10)

Confirmation Numbers						
Home / Submit Payment Data / Search Confirmations & Resubmit						
Confirmation Number	File Name	Submitted By	Submitted Date	Number Of Records	File Total	Delete
6,674	710_FY17.bt	Erin Bennet	Jun 7, 2017 11:16:08 AM	292	\$32,433,164.47	
6,675	710_FY17.bt	Erin Bennet	Jun 7, 2017 11:34:10 AM	292	\$32,433,164.47	
6,677	P card 710_FY17.bt	Erin Bennet	Jun 7, 2017 1:42:42 PM	250	\$27,993,995.71	

Email Confirmations

If you have any questions about this process, please contact Erin Bennett at 512-463-4840 or erin.bennett@cpa.texas.gov

10. Draft Report Review

As a courtesy to state agencies and institutions of higher education, the CPA compiles each agency's expenditure data and places it on the CPA website in a Draft Report format prior to publishing the Final HUB Report. The Draft Report allows state agencies and institutions of higher education to review their expenditure data and make any necessary corrections prior to publication of the final report. There will be two separate Draft Report periods for both the Semi-Annual and the Annual HUB report.

It is the responsibility of each state agency and institution of higher education to determine the accuracy of their entity's expenditure data. If the agency discovers any inaccuracies, they must resubmit their entire data file(s) on-line through the HUB Reporting System at this link [HUB Report Login Page](#).

Note, corrections and resubmissions to your agency/university's data may only be done during the two draft review periods.

If the agency fails to resubmit their corrected data files by the deadline, CPA will have to remove any of the agency's data causing the errors and your HUB data will not be visible in during the draft period.

11. Reporting of Treasury Funds (Data Loaded by the Comptroller's Office)

Treasury funds are funds deposited and maintained in the State Treasury. These are payments made (not processed) from Treasury funds during the reporting period. They are purchases of goods, services, and public works contracts (which include delegated, open market, term contracts, proprietary, emergency, and exempt purchases) from the approved/included list of object codes. These payments are processed and reported by the Comptroller's Office for each state agency and institution of higher education. The Treasury data reported will be identified by using the Comptroller's object codes listed on **Attachment A. State agencies, which only have Treasury funds and do not use subcontractors or the agency procurement card, do not need to report expenditure data to CPA.**

The Treasury funds will be loaded by the Comptroller's office and will be viewable by the agency during the Draft periods of the HUB Report.

Note: The contract identifier is requested because CPA must identify and report all Term Contracts (automated, scheduled, non-automated, and delegated). These would be the ones with the Purchase Category Codes (PCC) of **A** = automated term contracts, **B** = scheduled purchases, and **C** = non-automated term contracts.

12. Reporting of Non-Treasury Funds (All State Agencies/Institution)

Non-Treasury Funds are funds, which are not deposited or maintained in the State Treasury. These are payments made (not processed) from Non-Treasury funds during the reporting period. These purchases of goods, services, and public works contracts (which include delegated, open market, term contracts, proprietary, emergency and exempt purchases) from the approved/included list of object codes. These payments are processed through a local bank (not through the Comptroller's Office) and must be reported by each state agency or institution. The Non-Treasury expenditure data will be reported to CPA by each state agency or institution of higher education that has Non-Treasury funds, in accordance with the timelines and guidelines set by the Legislature. Using the approved Comptroller's object codes listed in Attachment A will identify the Non-Treasury data reported. Note state agencies/institutions may remove payments made to governmental entities prior to submitting file(s). All other payment data noted above must be reported.

Format for Electronically Submitting Non-Treasury (Local Funds) Data (Programmer's Format)

State agencies and institutions of higher education submitting Non-Treasury ("N") data for the HUB Report are required to submit the detail summary records of each Non-Treasury payment made during the reporting period. Agencies and institutions must submit their payment data on-line through the HUB Reporting System at this link [HUB Report Login Page](#)

ASCII or text detail records with the following fields (see Table 12.1 and Example 12.2):

Table 12.1

Field Name	Field Length	Field Specifications
♦ Agency Code	5 characters	Fill with leading zeroes (i.e., 00999 or HW14).
♦ Payee/Vendor Identification # (VID)	11 numeric characters	If the PIN contains more than 11 numeric (PIN/VID) characters, submit only the first 11. No dashes or spaces.
♦ Vendor Name	20 characters	Uppercase. If less than 20 characters, fill in with spaces after vendor name.
♦ Object Code	4 characters	The 4-digit object code must be on the approved/included list of object codes.
♦ Dollar Amount	12 characters	The first nine (9) characters must be whole dollars or zeros followed by a decimal point with the two (2) remaining characters identifying the cent values. Leading zeros must precede all dollar values. If reporting a negative dollar amount, the first character (41) must be a hyphen (dash).
♦ Type of Record	1 character	Use "N" to identify Non-Treasury data including payments to Procurement Card Vendor (Citibank) "A", "B", or "C" to identify Non-Treasury term contract payments. Do not report twice. If non- Treasury <u>and</u> a term contract use "A", "B", or "C". A, B, & C purchases made through treasury should not be included in your file load. CPA will load those record for you.

Example 12.2

The following are EXAMPLE records submitted by Agency 999:


```
|--5-|-----11-----|-----20-----|-4-|-----12-----|1|
0099917514873201BAILEY BOILER WORKS 7286000004635.65N
0099914528870315SACHEM GROUP, THE 7286000003159.00A
00999 11349946506CITIBANK 7327000003000.00N
0099917601161528NATEX CORPORATION 7324000001000.50H
0099917514873201BAILEY BOILER WORKS 7286000004635.65N
```

NOTE: The sets of numbers identified in the first line of the example indicate the number of characters for each section.

- ♦ In the first record, agency 999 paid vendor 17514873201, BAILEY BOILER WORKS, under object code 7286, a total of \$4,635.65 from Non-Treasury funds.
- ♦ In the second record, agency 999 paid vendor 14528870315 SACHEM GROUP, under object code 7286, a total of \$3,159.00 for a term contract payment from Non-Treasury funds.
- ♦ In the third record, agency 999 paid vendor 11349946506, CITIBANK, under object code 7327, a total of \$3,000.00 using Non-Treasury funds.
- ♦ In the fourth record, agency 999 made a credit card purchase from vendor 17601161528, NATEX CORPORATION, under object code 7324, a total of \$1,000.50.

Note: If a VID is submitted in an invalid format (not enough or too many numbers or the wrong prefix or check digit is use), then the VID cannot be validated to determine HUB status or term contract vendor status.

13. Reporting of Term Contracts

Term Contracts (automated, scheduled, non-automated, books and library reference materials on contract) will be identified and verified by the Purchase Category Code (PCC) and the vendor identification number (VID). In accordance with Texas Government Code § 216.122 (e), Term Contract expenditures will be subtracted from each agency's base total and will be shown under CPA's Statewide Purchasing Section VI of the HUB Report. It is an agency's or institution's responsibility to identify expenditures against term contracts by entering the correct PCC in USAS when processing a payment voucher. The PCCs A, B, and C will be used to identify the term contract expenditures paid from both Treasury and Non-Treasury funds. Non-Treasury term contracts must be reported and identified (i.e., "A", "B", or "C") for the Semi-Annual and Annual HUB Reports. The state agency or institution will identify purchases from State Term Contracts, which have been paid from Non-Treasury funds so that those purchases may be included in the CPA's Statewide Purchasing Section VI.

Note: The CPA is verifying and validating the Treasury and Non-Treasury term contract payments identified through PCCs A, B, or C. If the VID for term contract payment can be verified as a term contract vendor with CPA, then it will be subtracted from the agency's or institution's base total expenditures and shown in CPA's Statewide Purchasing Section VI. If the VID for a term contract payment cannot be verified as a term contract vendor with CPA, then the payment will remain in the agency's base total expenditures. These payments will be shown in the agency's or institution's section of the HUB Report (Section VII). If a VID is submitted, in an invalid format, (not enough or too many numbers, or the wrong prefix or check digit is used) then the VID cannot be validated to determine HUB status or term contract status. CPA includes the Term Contract vendor's VID number in the contract on the website.

14. Reporting of Subcontractor Payments (All State Agencies/Institutions)

Subcontractor Funds are payments made to CPA certified HUBs by a Prime Contractor or supplier under contract with the State. State agencies and institutions of higher education must submit the subcontracting participation for all Non-HUB contracts for the purchase of goods, services, and public works contracts paid (not processed) during the reporting period in accordance with Texas Government Code, § 2161.122 (b).

HUB subcontracting **double reporting is not allowed on the HUB Report**. An agency or institution may receive 100% HUB credit participation if the Prime Contractor is a HUB and performs at least 25% of the work. The contracting agency or institution of higher education may submit subcontracting data to any tier until a HUB subcontractor is utilized. Once credit for doing business with a HUB is received, **no more credit** can be received, even if that HUB further subcontracts with another HUB.

As part of a provision of the HUB Subcontracting Plan (HSP), the respondent must submit monthly compliance reports (Prime Contractor Progress Assessment Report – PAR) to the contracting agency, verifying their compliance with the HSP, including the use/expenditures they have made to subcontractors. The PAR form is available at this link

[HUB Subcontracting Form.](#)

For example, to receive credit for HUB subcontracting, state agencies and institutions of higher education must require their Prime Contractors to report HUB subcontracting. Progress of subcontract amounts actually paid to Texas certified Prime Contractors submitting invoices for payments to the paying agency or institution should document HUBs in writing. The reporting agency should ensure the accuracy of the data reported by the Prime Contractor. The Prime Contractor payment data can be verified with the HUB subcontractor or by requiring the Prime Contractor to submit copies of canceled checks payable to the subcontractor with the subcontracting report to the agency. The state agency or institution of higher education must submit detail summary records to CPA of each HUB subcontractor payment made by a Prime Contractor to each HUB vendor for the specific object code, which is being used to pay the Prime Contractor. CPA will determine the total spent with Prime Contractors for each object code reported from the consolidated data reported for each object code. This procedure for submitting data must be followed for each object code in which an agency or institution wants to receive credit for HUB subcontracting (such as the object codes relating to construction, legal, engineering, janitorial, etc.).

Format for Submitting Subcontract Data Electronically (Programmer's Format)

State agencies and institutions of higher education submitting subcontract ("S") data for the HUB Report are required to submit the detail summary records of each subcontract payment made by a Prime Contractor to each HUB vendor for each specific object code. The total spent with Prime Contractors for each object code reported will be determined from the consolidated data reported for that object code. Agencies and institutions can submit their subcontracting data on-line through the HUB Reporting System at this link [HUB Report Login Page](#).

ASCII or text detail records with the following fields (see Table 14.1 and Example 14.2):

Table 14.1

Field Name	Field Length	Field Specifications
♦ Agency Code	5 characters	Fill with leading zeroes (i.e., 00999 or 0HW14).
♦ Payee/Vendor Identification # (VID)	11 numeric characters	If the PIN contains more than 11 numeric (PIN/VID) characters, submit only the first 11. No dashes, spaces, or alpha characters.
♦ Vendor Name	20 characters	Uppercase. If less than 20 characters, fill in with spaces after vendor name.
♦ Object Code	4 characters	The 4-digit object code must be the same object code that was used to pay the Prime Contractor and must be on the HUB Report's approved/included list of object codes.
♦ Dollar Amount	12 characters	The first nine (9) characters must be whole dollars or zeros followed by a decimal point with the two (2) remaining characters identifying the cent values. Leading zeros must precede all dollar values. If reporting a negative dollar amount, the first character (41) must be a hyphen (dash).
♦ Type of Record	1 character	"S" to identify Sub-Contractor payments paid to the prime contractor in order to receive HUB credit for this non direct payment method.

Example 14.2

The following are example detail records submitted by Agency 999:

```
|--5-|-----11-----|-----20-----|4-|-----12-----|1|
0099917601799384BLUE BOY VENDING      7341000300000.00S
0099917426913301RADCON INC             7341000200000.00S
```

NOTE: The sets of numbers identified in the first line of the example indicate the number of characters for each section.

In the records identified, agency 999 is identifying a payment made to a HUB subcontractor. PIN/VID number 17601799384, BLUE BOY VENDING processed under object code 7341 (the same object code used to pay the Prime Contractor) for \$300,000.00. A second payment was made to a HUB subcontractor with PIN/VID number 17426913301, RADCON INC. This HUB subcontractor was processed under object code 7341 for \$ 200,000.00. The total spent with Prime Contractors for object code 7341 will be derived from the consolidated Non-HUB total (Treasury + Non-Treasury) paid within this object code. If this object code total is less than the HUB subcontractor amount submitted for this object code, the records will be rejected and an exception report will be generated. The CPA will notify the agency of the discrepancy. If the discrepancy can be documented and resolved within 24 hours, the data records will be corrected. A HUB subcontractor cannot be paid more than the Prime Contractor.

15. AVOIDING HUB SUBCONTRACT DISCREPANCIES

During previous HUB Reporting periods, CPA has discovered discrepancies from agencies that submitted HUB subcontracting data. CPA identifies discrepancies in the following ways:

- 1) When comparisons are made between an agency's reported Non-HUB Prime Contractor expenditures and an agency's reported HUB subcontractor expenditures for the same object code. HUB subcontracting payments must not be more than the Non-HUB Prime Contractor payments.
- 2) HUB subcontracting double reporting is not allowed. An agency can submit HUB subcontracting dollars to any tier level until a HUB subcontractor is paid. Once HUB credit is received, HUB reporting is not allowed beyond the first level reported.
- 3) There are object codes that are allowed on the HUB Report and object codes that are not allowed. If an agency reports expenditures under object codes which are not allowed, the data records are not reported on the HUB Report.
- 4) The HUBs included in the agencies' HUB subcontracting data must be CPA HUB certified (under the VID number in the CPA HUB directory) in order for an agency to receive HUB credit on the Statewide HUB Report. When discrepancies occur, CPA will contact the agency and request corrected data files. In addition, HUB subcontracting should only be reported to CPA when the Prime Contractor is a Non-HUB vendor. If the Prime Contractor is a HUB, the expenditures are recorded as a 100% HUB direct payment, not as a HUB subcontractor payment.

EXAMPLES FOR SUBMITTING HUB SUBCONTRACTING DOUBLE REPORTING CLARIFICATIONS

Questions: Can second (2nd) tier HUB Subcontracting be reported? What is HUB Subcontracting double reporting?

Answer: You can submit HUB subcontracting dollars to any tier level until a HUB subcontractor is paid under the object codes that are allowed on the HUB Report. However, HUB subcontracting double reporting is not allowed. For example, once an agency receives HUB credit, whether it is at the prime level (first level/tier) or subcontractor (second or third level/tier), HUB subcontracting reporting is not allowed beyond the level/tier at which HUB dollars are reported and HUB credit is received. Here are a few examples:

First Level HUB Credit

If your agency uses a CPA-Certified HUB Prime Contractor (first level/tier) who performs at least 25% of the work, you will receive 100% HUB credit participation at the first level. You will want to track any subcontracting performed to ensure that the HUB prime is performing at least 25% of the contract, but you may not report HUB subcontracting because you are already receiving 100% credit. Reporting additional HUB subcontracting would be double reporting. The HUB prime vendor may subcontract with other HUB(s), but those HUB subcontracting dollars may not be reported. Subcontracting should be tracked only to ensure the HUB prime vendor is performing at least 25% of the contract.

EXAMPLE:

If you award a \$100,000 contract to a CPA-Certified HUB vendor, your agency will receive \$100,000 or 100% HUB credit. If this HUB Prime Contractor subcontracts \$10,000 or 10% with another HUB and your agency reports these dollars, your agency would be reporting \$110,000 or 110% of HUB credit. Since the contract is, for only \$100,000 this would be double reporting \$10,000.

Second Level HUB Credit

If your agency uses a Prime Non-HUB Contractor, you may request the Prime Non-HUB Contractor to meet the good faith effort of subcontracting with HUB(s). Your agency may submit subcontracting data for the CPA certified HUB(s) utilized as a 1st level/first tier source for the Prime Non-HUB Contractor.

EXAMPLE:

If you award a \$100,000 contract to a Prime Non-HUB Contractor (1st level/tier), and this Prime Non-HUB Contractor subcontracts \$10,000 or 10% with a CPA certified HUB (2nd level/tier) and your agency reports these dollars, your agency would be reporting \$10,000 or 10% of HUB credit.

Third Level HUB Credit

If your agency utilizes a Prime Non-HUB Contractor, and the subcontractor is also a Prime Non-HUB Contractor (1st level/tier), and the subcontractor is also a Prime Non-HUB Contractor (this is considered the 2nd level/tier vendor), and the 2nd level/tier Non-HUB Subcontractor utilizes a CPA certified HUB subcontractor 3rd level/tier, your agency may report the 3rd level/tier HUB subcontracting. After this level (the level at which HUB subcontracting is utilized and reported) no additional HUB subcontracting credit can be received, even if the 3rd level/tier HUB further subcontracts with a 4th level/tier HUB.

EXAMPLE:

If you award a \$100,000 contract to a Prime Non-HUB Contractor (1st level/tier), and this Prime Non-HUB Contractor subcontracts \$10,000 or 10% with a Non-HUB Subcontractor (2nd level/tier) and the Non-HUB subcontractor further subcontracts \$1,000 or 1% of total to original contract with a CPA certified HUB (3rd level/tier) and your agency reports the HUB subcontracting (3rd level/tier), your agency would report and receive \$1,000 or 1% HUB credit. If you have any further questions or need additional information, please contact the Statewide HUB Program at 512-463-5872.

16. Department of Information Resources (DIR) Purchases

State agencies and institutions of higher education should not report Non-Treasury purchases that DIR made on their behalf (i.e. data center services, shared services, etc.). Note HUB subcontracting payments from purchases your agency/institution made directly utilizing a contract procured through DIR are reportable by your agency/institution for HUB credit. If you have questions about your agency's DIR detail records, please contact DIR HUB Coordinator Representatives, Theresa Williams at 512-475-4638 or theresa.williamson@dir.texas.gov.

17. Texas Public Finance Authority (TPFA) Purchases

TPFA enters in USAS the purchasing agency's number in the "comp/agy obj" field. The CPA pulls the purchasing agency's number from the "comp/agy obj" field and replaces TPFA's agency number 347 for all master lease purchases made out of Fund 735, Appropriation 05755 by the Texas Public Finance Authority, and reports it with the Treasury data. **For reconciliation purposes, a column has been added to the agency detail data to identify TPFA purchases.** An agency may view its detail data on-line at this link [HUB Report Login Page](#) during the draft periods, or final report.

18. Reporting of Procurement Card HUB Purchases

Applicable only to state agencies and institutions of higher education participating in the procurement card program.

The procurement card is a payment method and is not to be used to circumvent any statutory or regulatory purchasing requirements, (e.g., use of CMBL for obtaining three bids with a minimum of two bids from HUBs, etc.). Procurement card purchases made with Treasury funds are identified through PCC H (not PCC A), and Citibank's VID number. These payments made to Citibank's VID number with Treasury funds will be reported by the CPA for each agency. If the VID is identified as a payment to Citibank, it will remain in each agencies' and institution of higher education's total expenditure

base.

State agencies and institutions of higher education using Non-Treasury funds are **required** to submit the detail summary records of the total payments made to the procurement card vendor Citibank during the Semi-Annual and Annual HUB Reporting periods. These direct payments to Citibank using Non-Treasury funds should be reported to CPA in the ASCII format below using an "N" as the type-of-record identifier.

In addition, an agency or institution of higher education may **choose** to track and report HUB expenditures when using the procurement card as a method of payment to offset or improve its overall HUB expenditures. If an agency or institution of higher education decides to track and report this data, then it must be reported to CPA in the ASCII format below using an "H" as the type-of-record identifier.

Agencies and institutions can submit their procurement card data on-line through the HUB Reporting System at this link [HUB Report Login Page](#).

ASCII or text detail records with the following fields (see Table 18.1 and Example 18.2):

Table 18.1

Field Name	Field Length	Field Specifications
♦ Payee/Vendor Identification # (VID)	11 numeric characters	If the PIN contains more than 11 numeric (PIN/VID) characters, submit only the first 11. No dashes, spaces, or alpha characters.
♦ Vendor Name	20 characters	Uppercase. If less than 20 characters, fill in with spaces after vendor name.
♦ Object Code	4 characters	The 4-digit object code must be the same object code that was used to pay Citibank and must be on the HUB Report's included list of object codes.
♦ Dollar Amount	12 characters	The first nine (9) characters must be whole dollars or zeros followed by a decimal point with the two (2) remaining characters identifying the cent values. Leading zeros must precede all dollar values. If reporting a negative dollar amount, the first character (41) must be a hyphen (dash).
♦ Type of Record	1 character	"N" to identify Non-Treasury payments made to Citibank for all procurement card purchases; "H" to report and identify purchases made directly to HUBs using the procurement card as the method of payment to receive HUB credit.

Payments made to Citibank using Non-Treasury funds **must** be reported to CPA by the state agencies and institutions of higher education using these types of funds. Purchases made to HUBs using the procurement card as the method of payment **may** be reported to CPA at the option of the agency or institution of higher education. Please note that payments made to Citibank using Treasury funds **will be** reported by the CPA for each agency or institution of higher education.

Below are example records that must be submitted by agencies when reporting their Non-Treasury payments to Citibank and their HUB expenditures:

Example 18.2

| --5- | -----11----- | -----20----- | -4- | -----12----- | 1 |

0099911352664707CITIBANK 7324001800344.84N
0099917605650245GLOBE OFFICE PRODUCT7324000001901.56H
0099917605650245GLOBE OFFICE PRODUCT7324000000029.47H

NOTE: The sets of numbers identified in the first line of the example indicate the number of characters for each section.

- ♦ In the first record, agency 999 paid vendor 11352664707, CITIBANK, under object code 7324 a total of \$1,800,344.84 using Non-Treasury funds.
- ♦ In the second record, agency 999 paid vendor 17605650245, Globe Office Products under object code 7324 a total of \$1901.56 using the procurement card.
- ♦ In the second record, agency 999 paid vendor 17605650245, Globe Office Products under object code 7324 a total of \$29.47 using the procurement card.

By adding the two records identified with the **"H"**, it can be determined that the total purchased from HUBs with the procurement card for this reporting period was \$1,931.03. The Citibank Non-Treasury payments will be added to the CitiBank Treasury payments reported by the Comptroller for each agency for a grand total paid to the Citibank by each agency. The total spent with HUBs must be less than or equal to the total payments reported for the CitiBank by the Comptroller's Office for Treasury funds and by the agency for Non-Treasury funds, if applicable. If the HUB totals are not less than or equal to the total paid to the Citibank, the data will be considered inaccurate and will be rejected by the CPA HUB Reporting programs.

Note: Agencies and institutions can submit test data at any time during the reporting period to ensure that the electronic ASCII format of the data submitted is correct. The test data should be submitted at least **two weeks** before the timelines specified in these procedures to verify correct format and to allow time for format changes. Late reporting will not be accepted.

19. Reporting of Group Purchasing Program (All State Agencies/Institutions of Higher Education)

According to Texas Government Code, § 2161.122(d), a state agency participating in a group purchasing program shall send to the Comptroller in the agency's report under Section 2161.121 a separate list of purchases from historically underutilized businesses that are made through the group purchasing program, including the dollar amount of each purchase allocated to the reporting agency. The total dollar amount of all object codes reported will form the total group purchasing expenditure for each agency or institution from which the percentage of HUB purchases is derived.

Although these group purchasing payments are also reflected in the total expenditure column of the consolidated HUB Report, CPA is required to include each agency's or institution's participation in this program and include amounts spent with HUBs in a separate section (Section V) of the HUB Report in accordance with Texas Government Code, Chapter 2161.

"G" records must also be reported as part of your detail records as either Treasury **"T"** or Non-Treasury **"N"** depending on source of funding used when making payment. **"G"** records are technically reported twice (first, as a detail expenditure, and secondly, to separately identify those agencies or institutions that are participating in a group purchasing program).

Format for Electronically Submitting Group Purchasing Program (the Programmer's Format)

State agencies/institutions of higher education participating in a Group Purchasing Program are required to submit the detail summary records for each object code which the agency or institution participates. Agencies and institutions can submit their group purchasing data on-line through the HUB Reporting System at this link [HUB Report Login Page](#)

ASCII detail records with the following fields (see Table 19.1 and Example 19.2):

Table 19.1

Field Name	Field Length	Field Specifications
♦ Vendor/Payee Identification# (VID)	11 numeric characters	If the PIN contains more than 11 Numeric number (VID/PIN) characters, submit only the first 11. No dashes, spaces, or alpha characters.

♦ Vendor Name	20 characters	Uppercase. If less than 20 characters, fill in with spaces after vendor name.
♦ Object Code	4 characters	The 4-digit object code must be on the approved/included list of object codes.
♦ Dollar Amount	12 characters	Fill with leading zeroes. First nine characters are whole dollars, the next character is a period, and the last two are decimals. Fill with leading zeroes. If the amount is negative, replace the first leading zero with a dash ("-").
♦ Type of Record	1 character	"G" to identify separately Group Purchases. If group purchases are made with non-treasury funds you will also need to submit that purchase as an "N" record.

Example 19.2

The following is an example detail record submitted by agency 999:

```
|--5-|-----11-----|-----20-----|-4-|-----12-----|1|
0099919543470181WALKERS ELECTRONICS 7312000250000.00G
```

NOTE: The sets of numbers identified in the first line of the example indicate the number of characters for each section. In this record, agency 999 is identifying a payment made to vendor 19543470181, WALKERS ELECTRONICS processed under object code 7312 for \$250,000.00 through the participation of a Group Purchasing Program.

Note: Legislation mandates that Group Purchasing participation be reported for the Semi-Annual and Annual HUB Report separately. Each group purchasing payment made from Non-Treasury funds must also be reported as a Non-Treasury detail record, which will be included in the Non-Treasury base for total expenditures. The Comptroller will report any payments made from Treasury funds.

20. HUB Report Exclusions

- **Interagency Payments -** Interagency Payments are excluded if the agency's Comptroller assigned identification number, not the agency's federal identification number, is used for payment. State agencies and institutions of higher education are encouraged not to use the federal identification number when making interagency payments if they want the payment to be excluded.

For interagency payments to be excluded from the HUB Report, the Comptroller assigned identification number, which is a 9-digit base number for all state agencies/institutions of higher education, must be used. This number is pre-fixed with a three (3) and includes the agency's 3- digit agency code repeated three times. For example, CPA's Comptroller assigned identification number is 3-304304304-2.

Interagency payments may also be excluded using the Inter-Governmental Payment Exclusion applications.

- **Texas Industries for the Blind and Handicapped (TIBH) payments,** using the following vendor identification number 17419760511, are excluded.
- **Texas Correctional Industries, Inc. (TCI) payments,** using the following vendor identification number 17460014313 or 36966966966 are excluded.

21. Inter-Governmental Payment Exclusions Application

- During the 1st Draft Period of the report, agencies are able to view and exclude payments made to other governmental entities utilizing Treasury funds.
 - View your HUB report draft data

- Go to “Exclude Government Expenses”
 - You can use the filter search to locate the government entity’s name
 - Check the box of any government payments that need to be excluded
 - You can view all the excluded payments by clicking “View Selected”
 - After selecting all the government payments to exclude then click “Submit”
- You will be able to view the updated HUB report data during the 2nd Draft Period to verify the accuracy of the HUB data and make any further changes if necessary. (See Image 21.1)
- **Note the 2nd Draft Period will be the last opportunity an agency/university has to make corrections to their HUB data.**

Image 21.1



Agency	Recordtype	Category Code	Object Code	Vendor Name	Amount	Cat Description	DIR Flag	VID	
304	Treasury	03	7266	CARL KUMAR	\$2,800.00	Special Trade		70055340809	<input type="checkbox"/>
304	Treasury	03	7266	HOLZMAN GROUP LTD	\$1,383.27	Special Trade		17427385822	<input type="checkbox"/>
304	Treasury	03	7266	KNIGHT SECURITY SYST	\$90,470.22	Special Trade		12031864908	<input type="checkbox"/>
304	Treasury	03	7266	MCCOY-ROCKFORD INC	\$26,674.69	Special Trade		12744023297	<input type="checkbox"/>
304	Treasury	03	7266	MCCOY-ROCKFORD INC D	\$21,755.55	Special Trade		17425107640	<input type="checkbox"/>
304	Treasury	03	7266	NORTH TEXAS INSTALLA	\$2,600.00	Special Trade		13840304367	<input type="checkbox"/>

22. ON-LINE HUB REPORT

Electronic versions of the HUB Reports are available on-line free of charge at this link [Final Posted HUB Reports](#).

23. CONTACT INFORMATION

For questions regarding the HUB Report, you may contact the Statewide HUB Program toll-free at 1-888-863-5881 or 512-463-5872.



FY 2025 Agency Semi-Annual HUB Report Timeline

The [Texas Government Code \(TGC\) § 2161.121](#) requires agencies report contract data to CPA for compilation of semi and annual HUB expenditure reports. TGC 2161.122 requires agency include treasury, non-treasury, subcontracting, credit card term contract, total dollar, bids, proposals, supplemental data, and other procurement related information. All agencies are responsible for submitting and verifying final agency reports before CPA publications. Agency data submissions are completed through the HUB reporting portal at: <https://www.txsmartbuy.com/>.

SEMI-ANNUAL HUB REPORTING TIMELINE

The Semi-Annual HUB Expenditure Report includes expenditure data for the period of September 1 – February 28.

<i>Feb 28, 2025, Fri.</i>	Agency Treasury Reporting Deadline All agency payments MUST be cleared, and posted by 5:00 p.m.
<i>March 1, 2025, Sat.</i>	Agency HUB Reporting Portal Opens All agencies MUST enter expenditure data to include non-treasury, subcontracting, credit card, term contract, and supplemental data. HUB-reporting link is listed above.
<i>March 1, 2025, Sat.</i>	CPA receives treasury data for this reporting period. CPA creates ALL_VALID_HUBs_LIST.
<i>March 15, 2025, Sat.</i>	Agency Reporting Portal Closes. Statutory Reporting Data Requirement. All agencies MUST document data submission date no later than this date. Reporting Portal closes at 11:59 p.m.
<i>March 17, 2025, Mon.</i>	CPA begins compiling agency data submissions into the 1 st Draft Report. Agencies may receive data errors via email and asked to submit corrected data for CPA to load on the agencies behalf.
<i>March 26, 2025, Wed.</i>	Agency Reporting Portal Opens for 1st Draft Report review period. All Agencies should review their 1 st draft report to verify and exclude governmental payments. 5-working days are provided to review and revise data submissions.
<i>April 2, 2025, Wed.</i>	1st Draft Agency Reporting Portal Closes at 11:59 p.m.
<i>April 2, 2025, Wed.</i>	CPA prepares 2nd Draft Report from corrected data.
<i>April 14, 2025, Mon.</i>	Agency Reporting Portal Open for 2nd Draft Report review. All Agencies should review their 2 nd draft report to verify and make final corrections to data submissions. 3-working days provided.
<i>April 17, 2025, Thurs.</i>	2nd Draft Reporting portal closes at 11:59 p.m.
<i>April 18, 2025, Fri.</i>	CPA begins preparation of final draft report.

NOTE: The timeline listed may be subject to change during development of the HUB report and all agencies are responsible for submitting and verifying final agency reports before CPA publications.



FY 2025 Agency Semi-Annual HUB Report Timeline

April 18, 2025, Fri.

Agency Supplemental Letters due (w/508 compliance)

May 15, 2025, Thurs.

CPA completes FINAL HUB REPORT and posts on website and notifies state officials as required in 2161.121

NOTE: The timeline listed may be subject to change during development of the HUB report and all agencies are responsible for submitting and verifying final agency reports before CPA publications.



TEXAS COMPTROLLER OF PUBLIC ACCOUNTS

STATEWIDE PROCUREMENT DIVISION

P.O. BOX 13528

AUSTIN, TEXAS 78711

WWW.TEXAS4HUBS.ORG

PUBLICATION #96-1324

REVISED MAY 2025