



School District Report of Property Value

2015

Property Tax Form 50-108

Complete all sections. Submit a certified recap that corresponds with the value certified to the school district and on this report. The recap should include a breakdown of value by category, a breakdown of exemptions and other value deductions, a breakdown by land class of agricultural and timber land acreage and value. Provide a copy of the appraisal district's productivity value schedule. If the district has deferred taxes pursuant to Tax Code Section 33.06 or 33.065 (see Line 33), provide a listing by account of last year's actual levy loss that does not include penalties or interest.

SR0001/SR0002

School District Name

ISD#/CAD#

Appraisal District Name













MARKET VALUE

- Total market value of all property before the 10% cap on residence homesteads (Tax Code Section 23.23) is applied. Include the total market value of all uncertified and Tax Code Section 26.01(d) property. (Tax Code Section 26.01(d)) \$ SR0541
- Totally exempt property value. \$ SR0490
- Total market value of taxable property (Item 1 minus Item 2 above). Do not deduct for partial exemptions. (This should equal SR0104 on page 4.) \$ SR0004




PARTIAL EXEMPTIONS/DEDUCTIONS

- Total value lost to state-mandated \$25,000 general homestead exemptions. (Tax Code Section 11.13 (b)) . . . Number granted SR0244 . . . \$ SR0247
- Total value lost to state-mandated \$10,000 age 65 or older or disabled homestead exemptions. (Tax Code Section 11.13 (c)) SR0252
Number granted (65 or older) SR0592 Number granted (disabled) SR0593 . . . \$
- Total value loss to state-mandated 100% disabled or unemployable veterans homestead exemptions. (Tax Code Sections 11.131 and 11.133)
Surviving Spouse 100% Disabled Service Member SR0894
Surviving Spouse of Service Member Killed in Action SR0895 SR0836
Disabled Veteran SR0835 . . . \$
- Total value lost to local optional age 65 or older or disabled homestead exemptions. (Minimum \$3,000 (Tax Code Section 11.13 (d))) SR0006
Number granted (65 or older) SR0594 Number granted (disabled) SR0595 . . . \$
- Total value lost to local optional percentage homestead exemptions. (Minimum \$5,000 (Tax Code Section 11.13 (n)) SR0266
Percentage SR0288 Number granted SR0287 . . . \$
- Total value lost to disabled veterans or their survivors exemptions. (Tax Code Section 11.22) Number granted SR0316 . . . \$ SR0007
- Total value lost to freeport exemptions. (Tax Code Section 11.251) Number granted SR0596 . . . \$ SR0491
- Total value lost to personal property in transit (goods-in-transit) exemptions. (Tax Code Section 11.253) Number granted SR0824 . . . \$ SR0825
- Total value lost to pollution control exemptions. (Tax Code Section 11.31) Number granted SR0597 . . . \$ SR0555

PARTIAL EXEMPTIONS/DEDUCTIONS (continued)


<p>13. Total value lost to water conservation initiative exemptions. (Tax Code Section 11.32) Number granted _____ SR0653 . . . \$</p>	<p>SR0654</p> 
<p>14. Total value difference between productivity value (1-d and 1-d-1) and market value of qualified acres. (Tax Code Chapter 23, subchapters C, D, E and H) Number of acres _____ SR0496 . . . \$</p>	<p>SR0492</p> 
<p>15. Total value lost to solar and wind-powered energy devices exemptions. (Tax Code Section 11.27) Number granted _____ SR0837 . . . \$</p>	<p>SR0838</p> 
<p>16. Total value lost to prorations and other required partial exemptions. Number granted _____ SR0839 . . . \$</p>	<p>SR0840</p> 
<p>17. a.) Total value lost to partial low-income housing exemptions. (Tax Code Section 11.1825) Do not report totally exempt property here; instead report it in item 2. Mandatory partial exemptions in counties under 1.8 million in population. Number granted _____ SR0819 . . . \$</p>	<p>SR0820</p> 
<p>b.) Optional partial exemptions approved by the governing body in counties of 1.8 million or greater in population. Number granted _____ SR0821 . . . \$</p>	<p>SR0822</p> 
<p>18. Total value lost to local optional community land trust exemptions. (Tax Code Section 11.1827) Number granted _____ SR0847 . . . \$</p>	<p>SR0848</p> 
<p>19. Total value lost to historical exemptions and other non-required exemptions. (Tax Code Section 11.24) Number granted _____ SR0514 . . . \$</p>	<p>SR0515</p> 
<p>20. Total value loss to home donated by a charity to a disabled veteran. (Tax Code Section 11.132) Number granted _____ SR0896 . . . \$</p>	<p>SR0899</p> 
<p>21. Total value loss to energy storage system exemption. (Tax Code Section 11.315) Number granted _____ SR0897 . . . \$</p>	<p>SR0898</p> 
<p>22. Total value lost to equipment to capture methane gas from landfills. (Tax Code Section 11.311) Number granted _____ SR0900 . . . \$</p>	<p>SR0901</p> 
<p>23. Value lost to the 10% cap on residential homesteads. (Tax Code Section 23.23). \$</p>	<p>SR0658</p> 


TAXABLE VALUE

<p>24. Subtotal before loss to tax limitation on homesteads of the elderly. (Tax Code Section 11.26) (Must equal Item 3 minus Items 4 through 23.) \$</p>	<p>SR0010</p> 
<p>25. Value lost to the age 65 or older, disabled and qualified age 55 or older surviving spouse tax ceiling with local optional exemptions deducted. (Must equal line 11 of the Report on Value Lost Because of the School Tax Limitation on Homesteads of the Elderly/Disabled.) . . . \$</p>	<p>SR0651</p> 
<p>26. Total taxable value for school tax purposes. (Item 24 minus Item 25). \$</p>	<p>SR0652</p> 




TAX RATE INFORMATION

27. School District Tax Rate SR0841

1) Effective Tax Rate, as defined by the Texas Property Tax Code Section 26.04(c)(1)  SR0842

2) Rollback Tax Rate, as defined by the Texas Property Tax Code Section 26.08(n)  SR0842

3) (Maintenance and Operations Tax Rate + Interest and Sinking Fund Tax Rate = Total Tax Rate).

Maintenance & Operations Tax Rate:  SR0011	+	Interest & Sinking Fund Tax Rate:  SR0012	=	Total Tax Rate:  SR0013
--	---	--	---	---

TAX RATE INFORMATION (continued)

28. **CALCULATED TAX LEVY** SR0601
 (Item SR0652 times Item SR0013 times 0.01) \$
29. **ACTUAL TOTAL TAX LEVY** (Actual amount on tax roll) \$ SR0600

TAX INCREMENT FINANCING

30. Please complete the 2015 Report on Value Lost Because of School District Participation in Tax Increment Financing (TIF) for each tax increment reinvestment zone in your school district.

10% CAP ON RESIDENCE HOMESTEADS

31. Market value of residence homesteads to which the 10% cap is applied SR0656
 (Tax Code Section 23.23) \$
 Market value of capped homesteads is the value **before** application of the cap.
32. Capped value of residence homesteads. SR0659
 Report only the value of capped residential homesteads **after** application of cap. \$

DEFERRED TAXES/INCREASING HOMESTEADS

33. Last year's actual levy lost to deferred collection of taxes on residence homesteads of elderly or disabled persons and/or appreciating residence homesteads. Report actual levy lost shown on tax statement. Do not include penalties and interest. (Tax Code Section 33.06 and 33.065). \$ SR0657

INDUSTRIAL PROPERTY EXEMPTIONS

34. Total value lost to exemptions on industrial real (F2) and personal property (L2). SR0735
 This would include any freeport, pollution control or other exemptions granted on industrial real or personal property. \$

HOMESTEAD BEFORE EXEMPTIONS

35. Market value of all homesteads before any exemptions \$ SR0823

CERTIFIED, UNCERTIFIED AND 26.01(d) VALUE BREAKDOWN

36. Total certified property market value. SR0736
 Do not include any totally exempt property. \$
37. Total uncertified property market value. SR0737
 Must be included in Item 1, page 1, and in Item 39, page 4.
 Do not include any totally exempt property. \$
38. Total 26.01(d) property market value reported to taxing units. SR0738
 Must be included in Item 1, page 1, and in Item 39, page 4.
 Do not include any totally exempt property. \$

Note: The total of Items 36, 37 and 38 must equal Item 3, page 1.

CERTIFIED, UNCERTIFIED AND 26.01(d) VALUE BREAKDOWN

List the total value shown on the tax roll for each category after total exemptions but before partial exemptions, 10 percent cap on residence homesteads and special appraisal. Please submit a category breakdown recap with report. The total value of the categories (SR0104) should equal the total on Item 3, page 1. Please report ALL uncertified value in the appropriate category below. Do not report land receiving productivity valuation in categories other than D1. Please report market value of Ag and timberlands, appraised value of public airports and park and recreational lands. Please report rolling stock only on county reports. Report ONLY intangible personal value in Category N.

Property Use Category	COLUMN (1) Number of Items	COLUMN (2) TOTAL MARKET VALUE (Before Partial Exemptions, Value Limitations, and Special Appraisal)
A. Real: residential, single-family	No. of single-family properties SR0020	SR0021
B. Real: residential, multifamily	No. of multifamily properties SR0026	SR0033
C1. Real: vacant lots/tracts	No. of vacant lots SR0032	SR0027
C2. Real: colonia lots	No. of colonia lots SR0892	SR0893
D1. Real: qualified open-space land	No. of acres SR0688	SR0689
D2. Real: farm and ranch improvements	No. of parcels SR0690	SR0691
E. Real: rural land not qualified for open space appraisal and improvements	No. of parcels SR0044	SR0045
F1. Real: commercial	No. of commercial real properties SR0379	SR0380
F2. Real: industrial	No. of industrial real properties SR0383	SR0384
G1. Real: oil and gas	No. of leases SR0520	SR0521
G2. Real: minerals	No. of properties SR0522	SR0523
G3. Real: other subsurface interest in land	No. of properties SR0526	SR0298
H1. Tangible, non-business vehicles	No. of accounts SR0062	SR0063
H2. Goods-in-transit	No. of accounts SR0845	SR0846
J. Real and tangible personal: utilities	No. of companies SR0074	*Do not include Rolling Stock SR0075
L1. Personal: commercial	No. of commercial personal properties SR0387	SR0388
L2. Personal: industrial	No. of industrial personal properties SR0451	SR0392
M1. Mobile homes	No. of mobile homes SR0237	SR0238
M2. Other: tangible personal	No. of accounts SR0358	SR0359
N. Intangible personal	No. of accounts SR0098	SR0099
O. Real property, inventory	No. of properties SR0395	SR0396
S. Special Inventory	No. of accounts SR0695	SR0696
		SR0104
	TOTAL	\$ SR0125
TOTAL PARCELS REPORTED IN CATEGORY D ACREAGE		

40. ACREAGE BREAKDOWN OF DISTRICT

* ATTACH AG RECAP OFF TAX ROLL AND PRODUCTIVITY VALUE SCHEDULE TO BACK OF REPORT.	COLUMN I Total Qualified Acres Under 1-d and 1-d-1 <i>(Round to nearest acre.)</i>	COLUMN II Total market value	COLUMN III Total productivity value
Irrigated cropland	SR0107	SR0461	SR0462
Dryland cropland	SR0108	SR0463	SR0464
Barren/wasteland	SR0109	SR0465	SR0466
Orchards	SR0110	SR0467	SR0468
Improved pastureland	SR0111	SR0469	SR0470
Native pastureland	SR0112	SR0471	SR0472
Temporarily quarantined land	SR0826	SR0827	SR0828
Wildlife management	SR0558	SR0559	SR0560
Timberland (at productivity) .	SR0113	SR0582	SR0283
Timberland (at 1978 market) <small>(Complete only if timber is on tax roll at 1978 value).</small>	SR0376	SR0583	SR0378
Transition to timber	SR0684	SR0685	SR0686
Timberland at restricted use .	SR0697	SR0698	SR0699
Other agricultural land	SR0114	SR0473	SR0474
Column Total	SR0692	SR0693	SR0694

Sum of Column I must equal page 2, line 14 and Category D1 acres on page 4. Sum of Column II must equal the total for Category D1 on page 4. Sum of Column II minus the sum of Column III must equal page 1, line 14 difference between market and productivity value.

41. WILDLIFE MANAGEMENT BREAKDOWN

PREVIOUS LAND TYPE: The totals for each column should equal the amounts reported in wildlife management above.	COLUMN I Total Qualified Acres Under 1-d and 1-d-1 <i>(Round to nearest acre.)</i>	COLUMN II Total market value	COLUMN III Total productivity or taxable value
Irrigated cropland	SR0561	SR0562	SR0563
Dryland cropland	SR0564	SR0565	SR0566
Barren/wasteland	SR0567	SR0568	SR0569
Orchards	SR0570	SR0571	SR0572
Improved pastureland	SR0573	SR0574	SR0575
Native pastureland	SR0576	SR0577	SR0578
Temporarily quarantined land	SR0829	SR0830	SR0831
Other agricultural land (includes timberland)	SR0579	SR0580	SR0581

42. TRANSITION TO TIMBER BREAKDOWN

PREVIOUS LAND TYPE: The totals for each column should equal the amounts reported in transition to timber on page 5.

	COLUMN I Total Qualified Acres Under 1-d and 1-d-1 <i>(Round to nearest acre.)</i>	COLUMN II Total market value	COLUMN III Total productivity or taxable value
Irrigated cropland	SR0660	SR0668	SR0676
Dryland cropland	SR0661	SR0669	SR0677
Barren/wasteland	SR0662	SR0670	SR0678
Orchards	SR0663	SR0671	SR0679
Improved pastureland	SR0664	SR0672	SR0680
Native pastureland	SR0665	SR0673	SR0681
Temporarily quarantined land	SR0832	SR0833	SR0834
Wildlife management	SR0666	SR0674	SR0682
Other agricultural land	SR0667	SR0675	SR0683

43. TIMBERLAND AT PRODUCTIVITY BREAKDOWN

PREVIOUS LAND TYPE: The totals for each column should equal the amounts reported in timberland at productivity on page 5.

Timber Type	Soil Type	COLUMN I Total Qualified Acres Under 1-d and 1-d-1 <i>(Round to nearest acre.)</i>	COLUMN II Total market value	COLUMN III Total productivity or taxable value
Pine	I	SR0739	SR0740	SR0741
Pine	II	SR0742	SR0743	SR0744
Pine	III	SR0745	SR0746	SR0747
Pine	IV	SR0748	SR0749	SR0750
Mixed	I	SR0751	SR0752	SR0753
Mixed	II	SR0754	SR0755	SR0756
Mixed	III	SR0757	SR0758	SR0759
Mixed	IV	SR0760	SR0761	SR0762
Hardwood	I	SR0763	SR0764	SR0765
Hardwood	II	SR0766	SR0767	SR0768
Hardwood	III	SR0769	SR0770	SR0771
Hardwood	IV	SR0772	SR0773	SR0774
COLUMN TOTAL		SR0775	SR0776	SR0777

44. TIMBERLAND AT RESTRICTED USE

The totals for each column should equal the amounts reported in timberland at restricted use on page 5.

Timber Type	Soil Type	COLUMN I Total Qualified Acres Under 1-d and 1-d-1 <i>(Round to nearest acre.)</i>		COLUMN II Total market value		COLUMN III Total productivity or taxable value	
		SR0778	SR0779	SR0780	SR0781		
Pine	I			\$		\$	
Pine	II			\$		\$	
Pine	III			\$		\$	
Pine	IV			\$		\$	
Mixed	I			\$		\$	
Mixed	II			\$		\$	
Mixed	III			\$		\$	
Mixed	IV			\$		\$	
Hardwood	I			\$		\$	
Hardwood	II			\$		\$	
Hardwood	III			\$		\$	
Hardwood	IV			\$		\$	
COLUMN TOTAL				\$		\$	

45. TOP TEN TAXPAYERS IN YOUR DISTRICT

List the top 10 taxpayers in your district in descending order based on taxable value of all real and personal property. Reported amounts should represent appraised market and taxable values.

NAME	TOTAL MARKET VALUE		TOTAL TAXABLE VALUE	
	SR0126	SR0127	SR0478	SR0479
1. _____	\$		\$	
2. _____	\$		\$	
3. _____	\$		\$	
4. _____	\$		\$	
5. _____	\$		\$	
6. _____	\$		\$	
7. _____	\$		\$	
8. _____	\$		\$	
9. _____	\$		\$	
10. _____	\$		\$	
TOTAL	\$		\$	

46. UTILITIES

List the total appraised value of property in Category J: Utilities by the subcategories shown below. Include both the real and personal property value.

		TOTAL APPRAISED VALUE (Real and Personal Property)	
J1. Water systems	\$	<input type="text"/>	SR0193
J2. Gas distribution systems	\$	<input type="text"/>	SR0194
J3. Electric companies (include electric co-ops)	\$	<input type="text"/>	SR0195
J4. Telephone companies (include telephone co-ops)	\$	<input type="text"/>	SR0196
J5. Railroads	\$	<input type="text"/>	SR0197
J6. Pipelines	\$	<input type="text"/>	SR0198
J7. Cable TV	\$	<input type="text"/>	SR0199
J8. Other (Describe): (<input type="text"/>)	\$	<input type="text"/>	SR0200 SR0371
TOTAL	\$	<input type="text"/>	SR0201

TOTAL: Total shown above must equal the appraised value shown for Category J on page 4.

47. TOTAL EXEMPT VALUE BREAKDOWN

Property Use Category	COLUMN 1 Number of Items	COLUMN 2 Total Market Value
XA Public property for housing indigent persons (Tax Code Section 11.111)	No. of accounts <input type="text"/> SR0849	<input type="text"/> \$ <input type="text"/> SR0850
XB Income producing tangible personal property valued under \$500 (Tax Code Section 11.145)	No. of accounts <input type="text"/> SR0851	<input type="text"/> \$ <input type="text"/> SR0852
XC Mineral interest valued under \$500 (Tax Code Section 11.146)	No. of accounts <input type="text"/> SR0853	<input type="text"/> \$ <input type="text"/> SR0854
XD Improving property for housing with volunteer labor (Tax Code Section 11.181)	No. of accounts <input type="text"/> SR0855	<input type="text"/> \$ <input type="text"/> SR0856
XE Community Housing Development Organizations (Tax Code Section 11.182)	No. of accounts <input type="text"/> SR0857	<input type="text"/> \$ <input type="text"/> SR0858
XF Assisting ambulatory health care centers (Tax Code Section 11.183)	No. of accounts <input type="text"/> SR0859	<input type="text"/> \$ <input type="text"/> SR0860
XG Primarily performing charitable functions (Tax Code Section 11.184)	No. of accounts <input type="text"/> SR0861	<input type="text"/> \$ <input type="text"/> SR0862
XH Developing model colonia subdivisions (Tax Code Section 11.185)	No. of accounts <input type="text"/> SR0863	<input type="text"/> \$ <input type="text"/> SR0864
XI Youth spiritual, mental, and physical development organizations (Tax Code Section 11.19)	No. of accounts <input type="text"/> SR0865	<input type="text"/> \$ <input type="text"/> SR0866

47. TOTAL EXEMPT VALUE BREAKDOWN (continued)

Property Use Category	COLUMN 1 Number of Items	COLUMN 2 Total Market Value
XJ Private schools (Tax Code Section 11.21)	No. of accounts SR0867 <input type="text"/>	\$ <input type="text"/> SR0868
XL Organizations providing economic development services to local community (Tax Code Section 11.231)	No. of accounts SR0869 <input type="text"/>	\$ <input type="text"/> SR0870
XM Marine cargo containers (Tax Code Section 11.25)	No. of accounts SR0871 <input type="text"/>	\$ <input type="text"/> SR0872
XN Motor vehicles leased for personal use (Tax Code Section 11.252)	No. of accounts SR0873 <input type="text"/>	\$ <input type="text"/> SR0874
XO Motor vehicles for income production and personal use (Tax Code Section 11.254)	No. of accounts SR0875 <input type="text"/>	\$ <input type="text"/> SR0876
XP Offshore drilling equipment not in use (Tax Code Section 11.271)	No. of accounts SR0877 <input type="text"/>	\$ <input type="text"/> SR0878
XQ Intracoastal waterway dredge disposal site (Tax Code Section 11.29)	No. of accounts SR0879 <input type="text"/>	\$ <input type="text"/> SR0880
XR Nonprofit water or wastewater corporation (Tax Code Section 11.30)	No. of accounts SR0881 <input type="text"/>	\$ <input type="text"/> SR0882
XS Raw cocoa and green coffee held in Harris County (Tax Code Section 11.33)	No. of accounts SR0883 <input type="text"/>	\$ <input type="text"/> SR0884
XT Limitation on taxes in certain municipalities (Tax Code Section 11.34)	No. of accounts SR0885 <input type="text"/>	\$ <input type="text"/> SR0886
XU Miscellaneous Exemptions (Tax Code Section 11.23)	No. of accounts SR0887 <input type="text"/>	\$ <input type="text"/> SR0888
XV Other totally exempt properties	No. of accounts SR0889 <input type="text"/>	\$ <input type="text"/> SR0890
		\$ <input type="text"/> SR0891
	TOTAL	\$ <input type="text"/>

<p>Return to: COMPTROLLER OF PUBLIC ACCOUNTS Property Tax Assistance Division Data Security and Analysis P.O. Box 13528 Austin, Texas 78711-3528</p>	<p>By signing this report, I agree that the values are true and correct as certified to this school district by the Chief Appraiser.</p> <p>sign here </p> <p>_____ Official Authorized by School District</p> <p>_____ Date</p> <p>_____ Print Name/Title</p> <p>_____ Phone (area code and number)</p>
---	---