



Please fill out
this survey to
introduce
yourself to us!



SPRING ROUNDTABLE

April 29, 2026



KELLY HANCOCK, ACTING TEXAS COMPTROLLER OF PUBLIC ACCOUNTS

TODAY'S AGENDA



Presentation from Rise Recovery on their work funded by an OAFC Short-term CORE grant.

- Q&A with Rise Recovery

Updates from OAFC

- Background on the Council
- Funds Authorized for Distribution to Political Subdivisions and Hospital Districts and Reporting Updates
- Past, Current, and Future Grant Opportunities
- Q&A with OAFC



OAFC



OPIOID ABATEMENT FUND COUNCIL

UPDATES



KELLY HANCOCK, ACTING TEXAS COMPTROLLER OF PUBLIC ACCOUNTS

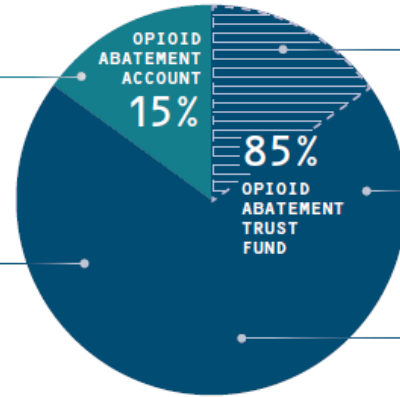
The OAFc was formed to ensure that money recovered through the statewide opioid settlement agreements is allocated fairly and spent to put an end to the opioid crisis in Texas.

OAFc FINANCIAL SUMMARY AS OF APRIL 2026



FINANCING BREAKDOWN

- 15% of the total amounts received goes to the Opioid Abatement Account which is overseen by the Texas Legislature.
- 85% goes to the Opioid Abatement Trust Fund.



Notes:

- (1) In addition to funds above there is \$1.4 million in Unappropriated General Revenue. These funds must be appropriated by the Texas Legislature.
- (2) The Abatement Account and Trust Fund shares are calculated after attorney fees are paid under the settlement agreements.

Of the 85% dedicated to the Opioid Abatement Trust Fund:

15% of the total settlement **SUBDIVISION SHARE**
Distributed to counties and municipalities

\$5 MILLION
One-time allocation to Texas Access to Justice Foundation

REMAINING FUNDS TRUST FUND SHARE
After 1% is given to the Comptroller for administration, these funds are managed by the Texas Opioid Abatement Fund Council (OAFc) with distributions to hospital districts and competitive grants

AUTHORIZATIONS

\$112.5 MILLION TOTAL AUTHORIZED FOR DISTRIBUTION TO POLITICAL SUBDIVISIONS

- \$47.1 million authorized in March 2023
- \$9.2 million authorized in April 2024
- \$44.7 million authorized in April 2025
- \$11.5 million authorized in March 2026

\$91.8 MILLION TOTAL AUTHORIZED FOR DISTRIBUTION TO 154 HOSPITAL DISTRICTS

- \$65.8 million authorized in August 2024
- \$14.3 million authorized in May 2025
- \$11.8 million authorized in April 2026

COMPETITIVE GRANTS

2024			2025			2026		
NALOXONE DISTRIBUTION	K-12 PREVENTION EDUCATION	PEER-TO-PEER WORKFORCE	CORE REGIONAL SHORT-TERM	RECOVERY HOUSING	CORE REGIONAL LONG-TERM	CRIMINAL JUSTICE	CORE REGIONAL	
\$25 million	\$25 million	\$10 million	Awarded \$21.2 million	\$25 million	Up to \$50 million	Up to \$25 million	Preference for proposals: Expand access to MOUD and/or prioritize maternal health needs.	
							Up to \$75 million	

COUNCIL MEMBERS & TERMS



The Honorable Kelly Hancock, presiding officer

Acting Texas Comptroller of Public Accounts
Austin, Texas

Carrie de Moor, M.D., F.A.C.E.P.

Frisco, Texas
Appointed by Attorney General Ken Paxton
Term expires February 1, 2031

Emmanuel Elueze, M.D., Ph.D., M.P.A., F.A.C.P.

Tyler, Texas
Appointed by Health and Human Services Executive Commissioner Cecile Erwin Young
Term expires February 1, 2031

Ronald P. “Ronnie” Enriquez, Jr.

Leander, Texas
Appointed by Governor Greg Abbott
Term expires February 1, 2031

Lief Fenno, M.D., Ph.D.

Austin, Texas
Appointed by Health and Human Services Executive Commissioner Cecile Erwin Young
Term expires February 1, 2029

Pedro J. Fernandez, M.D.

Dallas, Texas
Appointed by Health and Human Services Executive Commissioner Cecile Erwin Young
Term expires February 1, 2031

Robert Guevara, M.D.

Harlingen, Texas
Appointed by Health and Human Services Executive Commissioner Cecile Erwin Young
Term expires February 1, 2027

Paul Kivela, M.D., M.B.A., F.A.C.E.P.

Austin, Texas
Appointed by Attorney General Ken Paxton
Term expires February 1, 2027

John G. Mills, D.O.

Port Bolivar, Texas
Appointed by Governor Greg Abbott
Term expires February 1, 2031

John “Scott” Milton, M.D.

Lubbock, Texas
Appointed by Health and Human Services Executive Commissioner Cecile Erwin Young
Term expires February 1, 2029

J. Douglas Thornton, Pharm.D., Ph.D., B.C.P.S.

Houston, Texas
Appointed by Health and Human Services Executive Commissioner Cecile Erwin Young
Term expires February 1, 2029

Denise Wilkes, M.D., Ph.D.

Kemah, Texas
Appointed by Lieutenant Governor Dan Patrick
Term expires February 1, 2027

Katherine L. Yoder, M.B.A.

Austin, Texas
Appointed by Governor Greg Abbott
Term expires February 1, 2027

Vacant Seat

To be appointed by the Speaker of the Texas House of Representatives Dustin Burrows
Term expires February 1, 2029

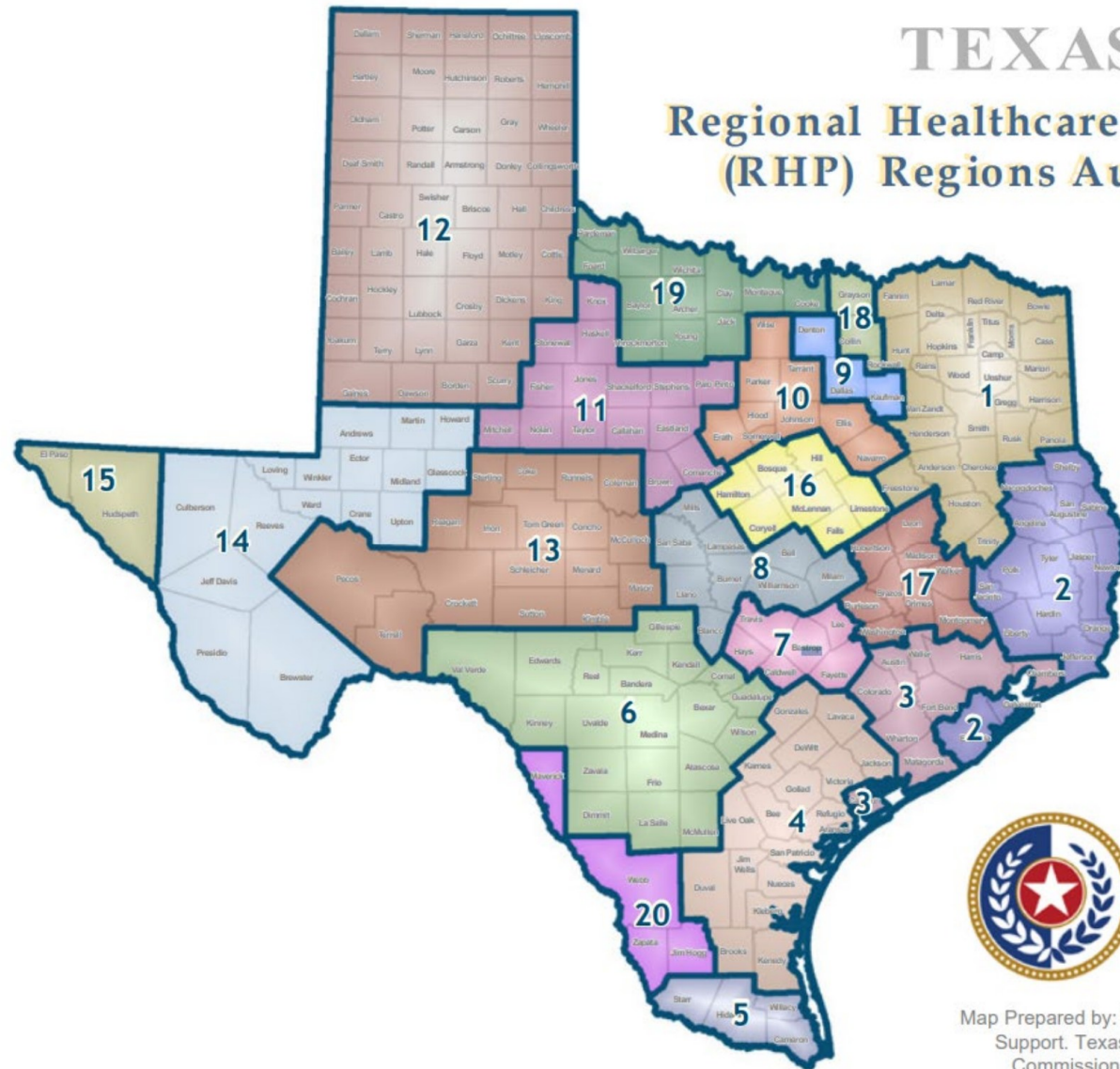


O AFC

OPIOID ABATEMENT FUND COUNCIL

TEXAS

Regional Healthcare Partnership (RHP) Regions August 2012



TEXAS Health and Human Services

Map Prepared by: Center for Analytics and Decision Support, Texas Health and Human Services Commission. MRL, September 22, 2020

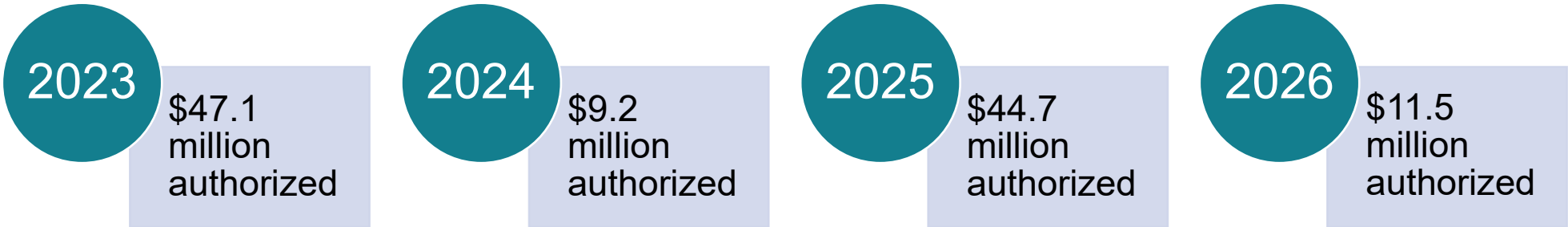
DISBURSEMENTS TO POLITICAL SUBDIVISIONS & HOSPITAL DISTRICTS

FUNDS AUTHORIZED FOR DISTRIBUTION TO COUNTIES & MUNICIPALITIES



\$112.5 million

Total authorized for distribution to **more than 1,400** political subdivisions in Texas as of March 2026.



Political Subdivision Dashboard

As of January 27, 2026, 1,416 political subdivisions have received \$100,668,838.42. i

Year	Status	City / County	Search by Name
(All)	(All)	(All)	

Name	Year	Status	Date Paid	Allocation Amount	Disbursement Amount
City of Abbott	2023	Paid	3/9/2023	\$216.13	\$216.13
	2024	Paid	4/30/2024	\$42.05	\$42.05
	2025	Paid	4/8/2025	\$205.13	\$205.13
City of Abernathy	2023	Paid	3/13/2023	\$34.85	\$34.85
	2024	<\$25		\$6.78	\$0.00
	2025	Paid	4/9/2025	\$33.07	\$33.07
City of Abilene	2023	Paid	3/14/2023	\$176,994.52	\$176,994.52
	2024	Paid	4/16/2024	\$34,432.99	\$34,432.99
	2025	Paid	3/31/2025	\$167,982.17	\$167,982.17
City of Ackerly	2023	Paid	3/14/2023	\$6.59	\$6.59
	2024	<\$25		\$1.28	\$0.00
	2025	<\$25		\$6.26	\$0.00
Town of Addison	2023	Paid	3/20/2023	\$18,237.25	\$18,237.25
	2024	Paid	4/18/2024	\$3,547.92	\$3,547.92
	2025	Paid	4/3/2025	\$17,308.63	\$17,308.63
City of Adrian	2023	Paid	3/13/2023	\$56.98	\$56.98
	2024	<\$25		\$11.08	\$0.00
	2025	Paid	4/9/2025	\$54.08	\$54.08
City of Agua Dulce	2023	Paid	3/14/2023	\$13.66	\$13.66
	2024	Paid	4/29/2024	\$2.66	\$2.66

Please visit our [Political Subdivision Disbursement Dashboard](#)

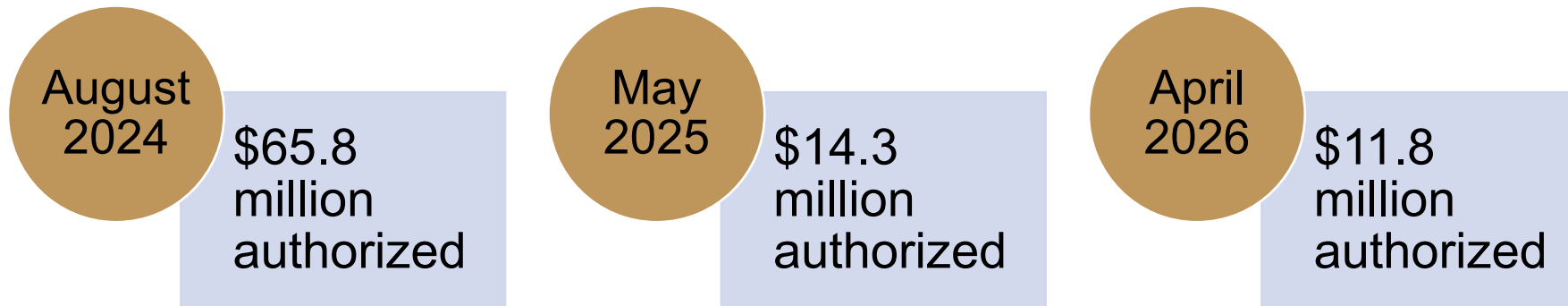
for specific allocated and disbursed amounts.

FUNDS AUTHORIZED FOR DISTRIBUTION TO HOSPITAL DISTRICTS



\$91.8 million

Total authorized for distribution to 154 Hospital Districts as of April 2026.



As of April 9, 2026, 95 hospital districts have received \$87,809,340.11.

Distribution Status	Distribution Round	Allocation Group	Select Hospital District
(All)	(All)	(All)	(All)

Hospital District	Group	Allocation	Allocated Amount	Distribution Date	Amount Distributed
Andrews County Hospital District	Group 2	0.160436%	\$18,919.80	4/8/2026	\$18,919.80
			\$22,884.55	5/8/2025	\$22,884.55
			\$103,434.46	3/13/2025	\$103,434.46
Angleton-Danbury Hospital District	Group 2	0.087401%	\$10,306.97		\$0.00
			\$12,466.86		\$0.00
			\$56,348.17		\$0.00
Anson Hospital District	Group 1		\$75,000.00	10/10/2024	\$75,000.00
Ballinger Memorial Hospital District	Group 2	0.048834%	\$5,758.87	4/9/2026	\$5,758.87
			\$6,965.67	5/14/2025	\$7,383.04
			\$31,483.70	1/23/2025	\$31,066.33
Baylor County Hospital District	Group 1		\$75,000.00	3/6/2025	\$75,000.00
Bellville Hospital District	Group 2	0.030757%	\$3,627.09		\$0.00
			\$4,387.17		\$0.00
			\$19,829.30		\$0.00
Bexar County Hospital District	Group 2	8.831295%	\$1,041,451.57	4/7/2026	\$1,041,451.57
			\$1,259,693.56	5/6/2025	\$1,333,532.59
			\$5,693,611.32	8/29/2024	\$5,619,772.29
Big Bend Regional Hospital District (Brewster County)	Group 2	0.086809%	\$10,237.16	4/8/2026	\$10,237.16

Learn more about the Hospital Districts and their allocation breakdown



Please visit our [Hospital District Distribution Dashboard](#) for specific allocated and disbursed amounts.

ELIGIBLE USES OF THE FUNDS

OAFC REVISED

EXHIBIT E

List of Opioid Remediation Uses

Schedule A Core Strategies

States and Qualifying Block Grantees shall choose from among the abatement strategies listed in Schedule B. However, priority shall be given to the following core abatement strategies (“*Core Strategies*”).¹⁴

- A. **NALOXONE OR OTHER FDA-APPROVED DRUG TO REVERSE OPIOID OVERDOSES**
 - 1. Expand training for first responders, schools, community support groups and families; and
 - 2. Increase distribution to individuals who are uninsured or whose insurance does not cover the needed service.

- B. **MEDICATION-ASSISTED TREATMENT (“MAT”) DISTRIBUTION AND OTHER OPIOID-RELATED TREATMENT**
 - 1. Increase distribution of MAT to individuals who are uninsured or whose insurance does not cover the needed service;
 - 2. Provide education to school-based and youth-focused programs that discourage or prevent misuse;
 - 3. Provide MAT education and awareness training to healthcare providers, EMTs, law enforcement, and other first responders; and
 - 4. Provide treatment and recovery support services such as residential and inpatient treatment, intensive outpatient treatment, outpatient therapy or counseling, and recovery housing that allow or integrate medication and with other support services.

Exhibit E from the national settlement agreements provides a non-exhaustive list of opioid remediation strategies for spending of settlement funds.

SUBDIVISION & HOSPITAL DISTRICT REPORTING



OAFc Political Subdivision Reporting

* 1. Political Subdivision Name:
Example: "City of San Antonio", "Bexar County"

* 2. Date Reporting Survey Completed:

Date

Date

* 3. Person completing report and contact information:

Name (First, Last):

Job Title:

Email Address:

Phone Number:

* 4. Did your Political Subdivision expend funds during calendar year 2025?

Yes

No

OAFc Hospital District Reporting

* 1. Hospital District Name:

* 2. Date Reporting Survey Completed:

Date

Date

* 3. Person completing report and contact information:

Name (First, Last):

Job Title:

Email Address:

Phone Number:

* 4. Did your Hospital District expend funds during calendar year 2025?

Yes

No

Political subdivisions can email OAFc.subdivision@cpa.texas.gov and hospital districts can email OAFc.Hospital@cpa.texas.gov with questions.

HOSPITAL DISTRICT REPORTING RESULTS



Response Rate: 86/90 (96%)

Hospital Districts		
Category	Amount	Percent of Total
Core Strategy A. Naloxone or Other FDA-Approved Drug to Reverse Opioid Overdoses	\$ 4,546,973.00	37.87%
Core Strategy B. Medication-Assisted Treatment ("MAT") Distribution and Other Opioid-Related Treatment	\$ 4,259,085.00	35.47%
Core Strategy F. Treatment for Incarcerated Population	\$ 626,501.00	5.22%
Approved Use B. Support People In Treatment and Recovery	\$ 509,899.00	4.25%
Approved Use F. Prevent Over-Prescribing and Ensure Appropriate Prescribing and Dispensing of Opioids	\$ 301,488.00	2.51%
Approved Use H. Prevent Overdose Deaths and Other Harms	\$ 300,158.00	2.50%
Approved Use A. Treat Opioid Use Disorder (OUD)	\$ 299,442.00	2.49%
Approved Use C. Connect People Who Need Help To The Help They Need (Connections To Care)	\$ 292,709.00	2.44%
Approved Use K. Training	\$ 258,708.00	2.15%
Core Strategy G. Prevention Programs	\$ 190,455.00	1.59%
Core Strategy E. Expansion of Warm Hand-Off Programs and Recovery Services	\$ 130,024.00	1.08%
Approved Use I. First Responders	\$ 128,253.00	1.07%
Approved Use J. Leadership, Planning, and Coordination	\$ 106,123.00	0.88%
Approved Use G. Prevent Misuse of Opioids	\$ 29,956.00	0.25%
Core Strategy C. Pregnant & Postpartum Women	\$ 17,333.00	0.14%
Approved Use L. Research	\$ 10,000.00	0.08%
Total	\$ 12,007,107.00	100.00%

POLITICAL SUBDIVISION REPORTING RESULTS



Response Rate: 806/1416 (57%)

Political Subdivisions		
Category	Amount	Percent of Total
Approved Use H. Prevent Overdose Deaths and Other Harms	\$ 1,385,543.00	19.97%
Approved Use B. Support People In Treatment and Recovery	\$ 1,363,019.00	19.65%
Approved Use D. Address The Needs Of Criminal - Justice - Involved Persons	\$ 1,019,424.00	14.70%
Core Strategy G. Prevention Programs	\$ 607,534.00	8.76%
Approved Use E. Address The Needs of Pregnant or Parenting Women and Their Families, Including Babies with Neonatal Abstinence Syndrome	\$ 491,131.00	7.08%
Approved Use K. Training	\$ 389,719.00	5.62%
Approved Use J. Leadership, Planning, and Coordination	\$ 341,410.00	4.92%
Approved Use C. Connect People Who Need Help To The Help They Need (Connections To Care)	\$ 271,392.00	3.91%
Core Strategy F. Treatment for Incarcerated Population	\$ 207,833.00	3.00%
Core Strategy B. Medication-Assisted Treatment ("MAT") Distribution and Other Opioid-Related Treatment	\$ 198,759.00	2.87%
Approved Use I. First Responders	\$ 193,612.00	2.79%
Approved Use A. Treat Opioid Use Disorder (OUD)	\$ 171,049.00	2.47%
Core Strategy A. Naloxone or Other FDA-Approved Drug to Reverse Opioid Overdoses	\$ 101,675.00	1.47%
Approved Use F. Prevent Over-Prescribing and Ensure Appropriate Prescribing and Dispensing of Opioids	\$ 70,560.00	1.02%
Approved Use G. Prevent Misuse of Opioids	\$ 60,893.00	0.88%
Approved Use L. Research	\$ 52,946.00	0.76%
Core Strategy D. Expanding Treatment For Neonatal Abstinence Syndrome ("NAS")	\$ 10,000.00	0.14%
Core Strategy I. Evidence-Based Data Collection and Research Analyzing the Effectiveness of the Abatement Strategies Within the State	\$ 625.00	0.01%
Total	\$ 6,937,124.00	100.00%

OAFC COMPETITIVE GRANTS

FOUR COUNCIL-DESIGNATED CATEGORIES




Treatment
& Coordination
of Care



Prevention
& Public Safety



Recovery
Support
Services



Workforce
Development
& Training

2024 STATEWIDE GRANTS



Naloxone Grant

\$25 million awarded to University Health in Bexar County for Naloxone Training and Distribution in **August 2024.**

Visit TX-OP at <https://www.stxodprevention.com/> to learn more about the program and/or order free naloxone.



K-12 Education and Prevention Grant

\$25 million awarded to Texas A&M University Health Science Center for opioid prevention services and education program in **January 2025.**



Peer to Peer Workforce Grant

\$10 million awarded to RecoveryPeople to implement strategies that will increase the number of peer support specialists in **April 2025.**

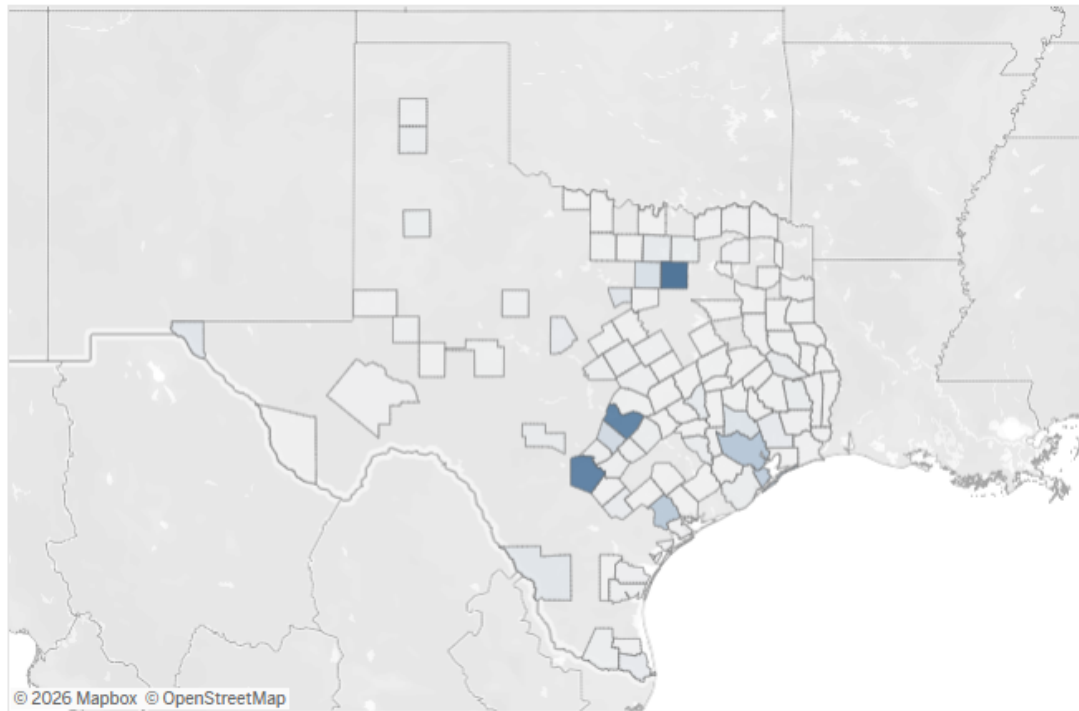
Visit Peer-to-Career at <https://recoverypeople.org/peer-to-career/> to learn more.

Naloxone Distribution Dashboard

Naloxone distributions shown here were awarded through OAFc's 2024 Naloxone Grant opportunity to University Health, operating as Texas Overdose Prevention (TX-OP). For more information about OAFc's grantee and their work, please visit their website at: <https://www.txodprevention.com/>

Between April 29, 2025 and December 28, 2025, 64,620 units of Naloxone have been distributed.

Region: (All) | Date: 4/29/2025 to 12/28/2025 | Units Distributed: 16 to 12,472



© 2026 Mapbox © OpenStreetMap

Units of Naloxone Distributed by County

Please visit our [Naloxone Distribution Dashboard](#)



Scan the QR code to order naloxone
<https://redcap.link/TxOPOrder>

2025 GRANTS

**SPRING
2025**

Community-based Opioid Recovery Efforts (CORE) Short-term Regional Grants:

The Council voted to award \$21.2 million, 109 grants in all 20 RHP regions on September 8, 2025. Final awards were determined by the OAFC.

**SUMMER
2025**

Targeted Grant Strategy: Recovery Housing

The Council voted to award \$25 million to the University of Texas Health Science Center at Houston on December 9, 2025.

**FALL
2025**

Community-based Opioid Recovery Efforts (CORE) Long-term Regional Grants:

Grant applications closed on March 3, 2026. The Council will vote on awards after applications undergo the administrative review and peer review processes.

UPCOMING 2026 GRANTS

SPRING 2026

**Targeted Grant:
Opioid Abatement in
the Criminal Justice
System**

Up to \$25 million

FALL 2026

**CORE Regional
Grants:**

Open to all OAFc-designated categories. Special interest in 1) Pregnant and Postpartum Women and 2) Medications for Opioid Use Disorder (MOUD) Expansion

Up to \$75 million

QUESTIONS?

 Email us at oafc.public@cpa.texas.gov

Help us shape what is next!
If you haven't yet today, please scan the
QR code to introduce yourself and let us
know what you'd like to see.

